



YEARBOOK CHILE 2009

YEARBOOK CHILE 2009

# EXPORDATA

EXPORDATA



THE OFFICIAL FIGURES

# fresh

World Class



FISHER CAPESPAN

A member of the Capespan Group

"New season,  
every season,  
no compromise!"



OUTSPAN®

Distribution Fisher Capespan Canada Inc. 6700 Côte-de-Liesse Suite 301 St.-Laurent Québec CANADA H4T 2B5

Tel: 514.739.9181 or 800.388.3074 Fax 514.737.3676

Fisher Capespan USA LLC P.O. Box 362 Gloucester City N.J. 08030 U.S.A Tel: 1-856-742-5446 Fax: 1-856-742-5448

[www.fishercapespan.com](http://www.fishercapespan.com)



**Forget the rest,  
enjoy the best !!!!**

**Your reliable partner in France**

*Importers of Table Grapes, Avocados,  
Stone Fruit, Apples and Pears and Citrus*



Póngase en contacto con Dolores Sanchez  
International Business Development  
[dolores@bevafruits.com](mailto:dolores@bevafruits.com)

354, rue de la Tour - 94576 Rungis Cedex - FRANCE  
Tél + 33 1 41 80 08 08 - Fax + 33 1 41 80 08 09  
E-mail : [info@bevafruits.com](mailto:info@bevafruits.com)  
Site : [www.bevafruits.com](http://www.bevafruits.com)








## **MOHAMMED ABDALLAH SHARBATLY CO. LTD.**

P.O. Box 4150, Jeddah 21491, Saudi Arabia  
Tel. 00966-2-6790000 Fax 00966-2-6782200 / 6932929  
e-mail: [jeddah@sharbatlyfruit.com](mailto:jeddah@sharbatlyfruit.com)  
website: [www.sharbatlyfruit.com](http://www.sharbatlyfruit.com)

JEDDAH \* RIYADH \* DAMMAM \* KHAMIS MUSHAYT \* BURAYDAH \* MECCA  
MEDINA \* AL HASA \* TABUK \* BAHRAIN \* DUBAI \* SHARJAH



# CON SEGURIDAD SU PRODUCTO TENDRÁ UN BUEN VIAJE !



Calidad



Ventilación



Protección



Presentación



Reciclaje



Seguridad

Oficina: José Luis Coe 01162 - Puente Alto - Santiago - Chile - Fono:(56-2) 3600401 - Fax (56-2) 8503110  
Código postal 7710568 - Casilla 208 Puente Alto - [www.chimolsa.cl](http://www.chimolsa.cl)



# Pasajeros, abordar en primera clase...



www.mesadonnda.com

## ENVASES IMPRESOS

No importa si su destino es USA, Europa o el Oriente, sus productos merecen la mejor protección en sus viajes. Para que ellos se sientan viajeros de primera, ENVASES IMPRESOS entrega soluciones integrales en embalajes de cartón corrugado de clase mundial, con la mejor relación precio/calidad.



ENVASES IMPRESOS está certificada como empresa ISO 9001:2000.



**STRONBOX**



**STRONFORM**



**STRONCORNER**

**DEFOR™**



# THE LEADING MAGAZINE FOR FRESH PRODUCE IN THE UK



FOR MORE INFORMATION  
CALL US ON +44 1484 321000  
OR VISIT OUR WEBSITE AT  
[WWW.PRODUCENEWS-ONLINE.NET](http://WWW.PRODUCENEWS-ONLINE.NET)

LITTLE DETAILS THAT MAKE A BIG DIFFERENCE

**Fruttital Distribuzione S.r.l.**

Albenga, Bari, Bologna,  
Cagliari, Florence, Fondi,  
Milan, Rome, Turin,  
Verona, Valencia

**Simba S.p.A.**

Savona, Paris

**AZ France S.A.**

Paris, Cavaillon,  
Rouen, Tours

**Hermanos Fernandez  
Lopez S.A.**

Barcelona, Lerida,  
Madrid, Mallorca,  
Sabadell, Tarragona,  
Tenerife



With the solid legacy of a great past yet constantly focused on the future, GF Group is a major, highly efficient organisation operating in the import and distribution of fruit and vegetables on the international market. Innovation, research and attention to even the tiniest detail enable us to provide superior quality and control standards. This is how, day after day, we earned the trust of our clients and suppliers. And this is how we'll earn yours, too.

Call us at +39 0182 560400 or send us an e-mail to [gf@gfgroup.it](mailto:gf@gfgroup.it)

**Eurofrutas S.A.**

Lisbon, Faro,  
Oporto


**Bella Frutta S.A.**

Athens

**Unifruit S.A.**

Sezana





ASOCIACION DE EXPORTADORES DE CHILE A.G.

*"Juntos, nuestra fruta vale más"*



## Chilean Exporters Association (ASOEX)

The Chilean Exporters Association is a non - profit private trade association, whose members represent 92% of Chile's total fresh fruit exports, and more than 50% of this sectors total production.

Established in 1935, its main objectives are to facilitate the fresh fruit exporting process, promote the sectors interests, open and defend international markets, encourage the development of Good Agricultural Practices (ChileGAP®), motivate worker training programs, stimulate research innovations and position Chile as a reliable fresh fruit supply partner to the world.

Cruz del Sur 133, 2nd floor, Las Condes, Santiago, Chile  
Phone (56-2) 472 47 00, Fax (56-2) 206 41 63  
E-mail: [asoex@asoex.cl](mailto:asoex@asoex.cl)

## ***Presentation***

*"Challenging" is perhaps the most accurate way to define this past 2008/09 season where a surprising turn of events have made it a memorable one.*


*The current economic crisis is by far the first thing on one's mind, considering the fact that we have seen in various markets an overall increase in price for particular products, coupled with a rise in northern hemisphere apple and kiwi production and at the same time Brazil's aggressive grape volume increases.*

*However, we remain cautiously optimistic and believe this will undoubtedly be a season for consolidating existing relationships with key suppliers and customers, and taking a conservative approach to market opportunities which may present themselves.*

*Through our industries continued export promotional programs, we have focused this season our efforts to explore opportunities in emerging markets, such as South East Asia and Eastern Europe. An example of this has been Turkey - where our industry has began positioning itself in major trade fairs and exhibitions in order to take first advantage of the recently signed Free Trade Agreement (FTA) between both nations.*

*This season has also been witness to a series of internal improvements which have initially resulted in the creation the new Kiwi and Blueberry Committee, where both expert growers and exporters have come together, to implement specific strategies with the objective of enhancing our international competitiveness.*

*In terms of innovation, the Chilean Exporters Association (ASOEX) together with the Chilean Fruit Growers Federation (FEDEFRUTA) have pioneered the launch of the first world class, unique market intelligence platform of the Chilean fresh fruit industry - better known as SimFRUIT. Hence through this initiative, as well as through the publication of this eleventh edition of the industries official export statistics - Expordata YearBook - we believe that all participants both local and abroad will have access to timely and relevant market intelligence, in support of their business decisions.*



*Ronald Bown F.  
Chairman of Board  
Chilean Fresh Fruit Association*



# Expordata Yearbook 2009

August 1st, 2008 - July 31st, 2009

## Editorial Comitee

Manuel Alcaino  
Christian Müller  
M<sup>a</sup> Victoria Nuñez V.  
Eugenio Salas

## Publishers

Asociación de Exportadores  
de Chile A.G.  
Decofrut S.A.

## Production and Layout

M<sup>a</sup>Victoria Nuñez V.  
Eugenio Salas

## Database support

Manuel Barrios

## Printer

Ograma Impresores

To update address and Company  
details , please contact,  
expordata@fruitonline.com

The information contained in this book  
is the property of Asociación de  
Exportadores de Chile A.G. and is  
obtained through a special agreement  
with Servicio Agrícola y Ganadero,  
S.A.G.

It is the official source Chilean fresh  
fruit export statistics, and although is  
the most accurate database available,  
the publishers cannot guarantee the  
total accuracy of the figures.

No part of this publication may be  
reproduced or distributed in any form,  
or stored in a retrieval system, without  
the written permission of Asociación  
de Exportadores de Chile A.G.

Cruz del Sur N° 133, Piso 2  
Santiago de Chile

# EXPORDATA YEARBOOK 2009

August 1st, 2008 - July 31st, 2009

## CONTENTS

	Page
CHAPTER I Chilean Exporters	13
CHAPTER II North American Importers	243
CHAPTER III European Importers	311
CHAPTER IV Latin American Importers	415
CHAPTER V Far East Importers	481
CHAPTER VI Middle East Importers	549
CHAPTER VII Fresh Fruit General Statistics	563
• <b>Total Volumes by Export Company</b>	567
• <b>Total Volumes by Cosignee</b>	577
• <b>Main Fruit Types by Destination Market</b>	597
• <b>Table Grapes</b>	
Main Exporters	599
Main Importers	601
Varieties by Destination Market	603
• <b>Apples</b>	
Main Exporters	605
Main Importers	607
Varieties by Destination Market	609
• <b>Kiwis</b>	
Main Exporters by Destination Market	611
Main Importers	613
• <b>Pears</b>	
Main Exporters	615
Main Importers	617
Varieties by Destination Market	619
• <b>Nashi Pears</b>	
Main Exporters	621
Varieties by Destination Market	623
Main Importers	625
• <b>Nectarines</b>	
Main Exporters	626
Main Importers	628
Varieties by Destination Market	630

• <b>Peaches</b>	
Main Exporters	632
Main Importers	634
Varieties by Destination Market	636
• <b>Plums</b>	
Main Exporters	638
Main Importers	640
Varieties by Destination Market	642
• <b>Cherries</b>	
Main Exporters	644
Main Importers	646
Varieties by Destination Market	648
• <b>Apricots</b>	
Main Exporters	650
Main Importers	652
Varieties by Destination Market	654
• <b>Avocados</b>	
Main Exporters	655
Main Importers	657
Varieties by Destination Market	659
• <b>Berries</b>	
Varieties by Destination Market	660
Main Exporters	662
Main Importers	664
• <b>Citrus Fruit</b>	
Main Exporters	666
Main Importers	668
Varieties by Destination Market	670
• <b>Exotic Fruit</b>	
Types by Destination Market	672
• <b>Total Air Freight Volumes</b>	
Main Importers & Exporters	674
• <b>Main Chilean Fruit Destinations</b>	678
• <b>Weekly Departures Species &amp; Markets</b>	697
 CHAPTER VIII	
Exporters & Importers in Alphabetical Order	743
 CHAPTER IX	
Advertisers Index	771

## ExporData Yearbook 2009

**August 1st, 2008 - July 31st, 2009**

This book can be purchased in:

### CHILE

Decofrut Chile  
Phone: 56 (2) 6587474  
Fax: 56 (2) 2333866  
Napoleón 3037, Oficina 64  
Las Condes, Santiago  
Chile  
email: [expordata@fruitonline.com](mailto:expordata@fruitonline.com)

### EUROPE

Decofrut Holland  
Phone: 31 (10) 4261044  
Fax: 31 (10) 4262025  
Mercuriusweg 12  
3113 AR Schiedam, Rotterdam  
The Netherlands  
email: [decofrut.nl@fruitonline.com](mailto:decofrut.nl@fruitonline.com)

### Decofrut UK

Phone: 44-1795-663465  
Fax: 44-1795-669948  
Berth 2/3 Sheerness Docks,  
Sheerness. Kent, ME12 1RS  
email: [decofrut.uk@fruitonline.com](mailto:decofrut.uk@fruitonline.com)

### NORTH AMERICA

Decofrut USA - Philadelphia  
701 N. Broadway Avenue  
Gloucester City 08030 NJ  
Phone: 1 (856) 7429200  
Fax: 1 (856) 7429700  
email: [decofrut.phila@fruitonline.com](mailto:decofrut.phila@fruitonline.com)

### Decofrut USA - Los Angeles

901 East E. Street  
Wilmington, CA 90744  
Phone: 1 (310) 8304522  
Fax: 1 (310) 8344046  
email: [decofrut.lax@fruitonline.com](mailto:decofrut.lax@fruitonline.com)

## Decofrut S.A.

Santiago de Chile  
August 2009



BRINGS PEACE OF MIND

10years

# Soluciones logísticas a su medida



Su producto



Refrigeración



Transporte terrestre



Transporte marítimo



Transporte aéreo



Consumidor final



**Frigorífico LCL Ovalle**



Isidora Goyenechea 3600 piso 7, Las Condes, Santiago, Chile.

Teléfono: (56-2) 756 4400, Fax (56-2) 246 5010 / E-mail: [cs.cl@lcllog.com](mailto:cs.cl@lcllog.com) / [www.lcllog.com](http://www.lcllog.com)

CHILEAN EXPORTERS

YEARBOOK CHILE 2009

# EXPORDATA



ExporData

THE OFFICIAL FIGURES

# Atacama grapes

## from Atacama Desert

	November	December	January	February
perlette	🍇🍇🍇	🍇🍇		
flame seedless	🍇🍇🍇	🍇🍇🍇🍇🍇	🍇	
prime	🍇🍇🍇			
sugraone		🍇🍇🍇🍇🍇	🍇	
thompson seedless	🍇🍇	🍇🍇🍇🍇🍇	🍇🍇	
black seedless		🍇🍇🍇	🍇	
red globe		🍇🍇	🍇🍇🍇🍇🍇🍇	
autumn royal			🍇🍇🍇	
crimson			🍇🍇🍇	




# ATACAMA

## Frutícola y Exportadora

### WHO WE ARE

Frutícola y Exportadora Atacama Limitada was established in 1983 by the Ruiz-Tagle Correa brothers, Sergio and Gabriel, and currently encompasses 950 hectares located near the City of Copiapó, III Region of Atacama, in northern Chile. Our company specializes in the production of table grapes, with a great diversity of varieties and harvest times.

### EXPERIENCE

The grapes are grown on our own plantations and are handled by a team of dynamic professionals who efficiently integrate production and technology with exporting and commercial management in order to supply the world's different markets. Throughout the production and marketing process, the grapes are closely monitored by a group of top quality professionals who insure that only the highest quality grapes are exported.

### COMMITMENT

Our entire group is committed to provide a select final product that meets with the highest standards. Our proactive Customer Service approach is ready to respond at any time to the requirements of our customers.

We invite you to work with us, to visit our fields and facilities in the Copiapó Valley and our offices in Santiago de Chile.

Head Office: Av. Las Condes 11380, Of. 102 - Vitacura - Phone: (56-2) 5800900 - Fax: (56-2) 5800901 - Santiago - Chile

Branch Office: Parcela 17- Nantoco - Phone: (56-52) 350080 - Fax: (56-52) 320096

Tierra Amarilla - Copiapó - E-mail: atc@atacamagrapes.cl

[www.atacamagrapes.com](http://www.atacamagrapes.com)





www.dole.com

RUT: 94612000-6  
Av. Vitacura 5093, piso 7 y 8  
Vitacura, Santiago



Dole Chile S.A.

Phone: 56 (2) 7874100  
Fax: 56 (2) 2060540  
e-mail: operador@dole.cl  
Contact: Juan Pablo Vicuña

### Exports by Destination Market

Season 2008/2009 (Tons)

PRODUCE	EUROPE			LATIN	NORTH AMERICA		MIDDLE	FAR	TOTAL TONS			TOTAL TH.CASES		
	CONT	RUS	UK	AMERIC	EAST	WEST	EAST	EAST	2008-09	2007-08	2006-07	2008-09	2007-08	2006-07
APPLES	15,886	1,400.2	2,834.9	22,986	7,245.7	1,837.3	16,043	4,244.3	72,477	79,644	82,786	4,126.3	4,432.8	4,618.9
TABLE GRAPES	6,133.8	1,454.7	1,127.6	3,111.6	13,467	6,729.5	687.8	6,492.9	39,205	38,636	36,008	5,069.8	5,060.5	4,573.9
PEARS	7,675.2	692.2	48.6	6,607.0	226.7	688.8	107.4	185.2	16,231	15,282	12,199	1,019.0	976.1	741.9
KIWIFRUIT	3,801.8	1,403.8	447.0	1,937.6	771.6	12.2	1,430.9	537.6	10,343	9,950.9	8,831.5	1,262.3	1,178.6	983.4
PLUMS	1,163.2	38.3	79.5	1,593.3	1,198.0	380.6	216.6	506.9	5,176.4	5,226.9	9,145.9	648.0	670.2	1,168.8
NECTARINES	652.1			679.2	467.3	106.4			1,905.1	2,208.1	2,784.6	231.2	268.4	332.9
PEACHES	455.7		2.9	501.9	528.5	75.7			1,564.7	1,658.5	2,527.5	193.9	203.2	306.7
CHERRIES	219.8		18.2	224.7	128.4			11.5	680.5	453.8	125.8	158.9	92.7	25.2
NASHI PEARS	19.2			97.0		27.4			143.5	202.8	240.8	20.6	29.4	28.9
APRICOTS	23.6			4.8					28.3	34.9	34.8	5.1	5.8	4.5
RY. GALA	2,939.9	193.6	1,649.9	8,256.3	3,519.1	795.3	9,321.4	1,188.1	27,864	28,466	23,669	1,664.8	1,639.2	1,361.7
GRANNIES	7,389.5	761.0	564.5	3,772.4	1,791.4	85.2	2,383.1	79.0	16,826	15,891	16,207	931.6	869.6	904.1
RICH. D.	1,525.8	244.5	8.8	9,095.1			3,146.5	97.7	14,118	15,901	21,917	730.7	834.3	1,164.6
PACKHAMS	5,416.1	431.0	48.6	5,191.2		392.6		185.2	11,665	10,559	9,297.1	708.8	638.9	549.0
HAYWARD	3,801.8	1,403.8	447.0	1,937.6	771.6	12.2	1,430.9	537.6	10,343	9,821.8	8,724.9	1,262.3	1,165.7	972.7
R. GLOBE	2,808.7	609.5		1,842.8	230.6	25.1	483.1	3,805.5	9,805.2	11,409	10,934	1,260.1	1,477.0	1,374.5
THOMPSON	1,811.4	738.6	538.5	521.3	3,416.0	1,496.3	162.9	810.4	9,495.3	7,926.4	8,326.2	1,293.0	1,125.4	1,096.2
CRIMSON	147.6	91.1	398.1	496.7	3,888.9	1,577.1		962.1	7,561.5	5,659.0	6,858.4	940.9	725.7	867.7
R. STARK	1,903.3	201.1	12.6	1,435.9			989.6	1,771.9	6,314.3	8,552.8	11,352	331.1	463.3	614.1
FLAME SDL	25.7			66.8	2,788.2	2,285.8		335.6	5,502.1	7,593.0	5,315.4	677.9	938.2	647.1
SUGRAONE	671.7	8.4	109.3	36.4	1,139.2	807.9		170.5	2,943.4	2,071.8	1,499.0	384.4	272.7	196.7
FUJI	151.5			344.3	541.5	189.7		1,066.9	2,293.9	4,247.2	4,320.2	124.6	229.8	258.1
BOSC	621.1	200.7		822.3	209.7	296.2			2,150.0	2,204.8	1,137.0	122.6	133.2	64.3
LINERS	31.736	1,889.8	3,751.9	32,086	8,273.5	2,499.6	8,608.2	12,037	100,883	104,572	102,651	7,877.1	8,077.5	7,510.7
CHARTERS	4,186.2	3,099.4	806.2	123.7	15,691	7,358.3	9,877.2		41,142	48,569	50,138	4,318.6	4,948.7	5,152.9
LAND FREIGHT				5,516.8					5,516.8	4,016.8	5,500.8	504.8	358.8	478.5
AIR FREIGHT	109.1		0.6	17.3	2.6		11.9	7.5	149.0	111.6	124.1	31.7	21.0	21.1
TOTAL TONS	2008-09	36,032	4,989.2	4,558.7	37,744	24,033	9,857.9	18,497	12,045	147,756				
	2007-08	47,355	4,049.4	4,614.0	39,058	25,610	9,430.1	16,412	10,552		157,269			
	2006-07	38,079	3,438.7	2,858.6	50,614	28,884	9,762.6	14,762	9,932.2			158,414		
TOTAL TH.CASES	2008-09	3,191.7	438.8	419.3	2,468.6	2,451.8	1,054.7	1,566.6	1,144.2			12,736		
	2007-08	4,275.8	342.1	445.2	2,441.9	2,562.2	966.5	1,384.1	977.8				13,406	
	2006-07	3,327.9	274.7	230.4	3,231.3	3,052.3	1,010.2	1,125.1	909.1					13,163

### Exports by Consignee

Season 2008/2009 (Tons)

CONSIGNEE	MKT	APPLE	GRAPE	PEAR	KIWIS	PLUM	RY. GALA	GRANNIES	RICH. D.	PACKHAMS	HAYWARD	TOTAL	
Mohammed A. Sharbatly Co. Ltd	MID	15,465	687.8	107.4	1,289.5	216.6	9,312.6	2,276.1	2,861.4		1,289.5	17,778	
Dole Fresh Fruit Co.	NAM	1,025.7	12,769	63.6	22.4	749.4	683.2	321.0			22.4	15,261	
De Groot International B.V.	EUR	4,452.1	1,948.6	3,548.3	716.8	535.2	663.9	2,940.7	337.3	2,142.9	716.8	11,884	
Wal-Mart Stores, Inc.	NAM	1,733.3	4,472.2	525.8	91.8	595.9	1,189.5	63.8		392.6	91.8	7,861.5	
Fruticola de Colombia S.A.	LAT	5,771.2	242.1	1,351.2	100.8	45.1	2,471.3	1,304.6	1,595.1	1,141.5	100.8	7,607.4	
Basesurcorp S.A.	LAT	4,325.9	112.1	1,117.0	179.2	47.0	2,921.0	264.5	851.9	908.5	179.2	5,847.4	
Dole Deutschland GmbH	EUR	2,460.4	390.5	1,473.4	358.4	32.0	156.9	1,748.9		1,408.6	358.4	4,714.8	
Dole Food España S.A.	EUR	1,291.9	837.7	732.1	671.2	267.8	447.9	324.6	152.6	545.2	671.2	4,148.1	
Dole Italia S.P.A.	EUR	1,864.7	434.5	187.2	1,477.8	64.0	149.8	445.6	535.1		1,477.8	4,048.6	
Wescott Agri Products	NAM	3,142.2				12.2	757.1	614.6			12.2	3,154.4	
Maxifrutas Ltda.	LAT	2,017.0	93.5	545.1		7.4	701.1	532.1	695.6	451.9		2,698.7	
Andrés Báez González S.A.	EUR	1,007.3	221.5	431.4	179.2	104.7	438.3	112.0	85.7	201.9	179.2	2,189.6	
Almacenes Exito S.A.	LAT	1,521.7	56.1	535.8		36.1	512.5	221.4	607.7	535.8		2,177.6	
Vigomez S.A.	LAT	1,614.2	67.3	426.6	33.6	10.1	488.1	573.5	509.5	380.0	33.6	2,171.3	
Companhia Brasileira de Distribuição	LAT	815.4	455.1		157.0	408.9		15.0	800.4		157.0	2,115.7	
Cobana Fruchtring GmbH & Co	EUR	529.8	643.5	906.7		19.2	138.4	166.9		874.3		2,099.3	
Pandol Bros, Inc.	NAM		1,648.1			233.2						2,026.6	
Dole Fresh Fruit Europe	EUR	1,783.7	18.6	16.6	153.6	16.0	416.9	895.6	142.9		153.6	1,988.5	
Easy Full Resources Ltd.	FAR	812.7	549.6		358.4	221.8	753.5	59.3			358.4	1,980.9	
Frutas E. Sánchez S.L.	EUR	1,026.0	317.8	357.8	268.8		179.4	215.0	291.9	243.2	268.8	1,970.4	
To Order	EUR	550.9	565.0	326.1	398.1	22.8	149.3	177.2	55.3	267.9	398.1	1,884.6	
Com. de Frutas Finas Tarahumara S.A. de C.V.	LAT	216.7	164.3	909.6	108.0	194.6	142.8		73.9	160.7	108.0	1,866.5	
Caribbean Produce	LAT	265.3	683.0	455.4	51.5	163.7	107.9	80.0	38.5	350.6	51.5	1,783.1	
MG Marketing Ltd.	FAR		1,605.4			43.2						1,648.6	
Others			18,784	10,221	2,213.9	3,714.2	1,141.6	5,082.4	3,473.8	4,483.5	1,658.9	37,142	36,849
TOTAL TONS	2008/2009		72,477.0	39,205.0	16,231.0	10,343.0	5,176.4	27,864.0	16,826.0	14,118.0	11,665.0	10,343.0	147,756
	2007/2008		79,644.0	38,636.0	15,282.0	9,950.9	5,226.9	28,466.0	15,891.0	15,901.0	10,559.0	9,821.8	157,269
	2006/2007		82,786.0	36,008.0	12,199.0	8,831.5	9,145.9	23,669.0	16,207.0	21,917.0	9,297.1	8,724.9	158,414
TOTAL TH.CASES	2008/2009		4,126.3	5,069.8	1,019.0	1,262.3	648.0	1,664.8	931.6	730.7	708.8	1,262.3	12,736
	2007/2008		4,432.8	5,060.5	976.1	1,178.6	670.2	1,639.2	869.6	834.3	638.9	1,165.7	13,406
	2006/2007		4,618.9	4,573.9	741.9	983.4	1,168.8	1,361.7	904.1	1,164.6	549.0	972.7	13,163

CHILEAN EXPORTERS

Unifrutti Traders Ltda.

Phone: 56 (2) 6362228 - 6362200

Fax: 56 (2) 6380628

e-mail: unifrutti@unifrutti.com

Contact: Juan José Villasante

www.unifrutti.com

RUT: 89258800-7

Miraflores 222 Piso 22, 23

Santiago



## Exports by Destination Market

Season 2008/2009 (Tons)

PRODUCE	LATIN AMERIC	EUROPE			NORTH AMERICA		MIDDLE EAST	FAR EAST	TOTAL TONS			TOTAL TH.CASES		
		CONT	RUS	UK	EAST	WEST	EAST	EAST	2008-09	2007-08	2006-07	2008-09	2007-08	2006-07
APPLES	28.697	4.847.3	2.433.9	604.4	7.376.8	3.966.3	12.116	4.781.0	64.844	61.184	70.158	3.651.9	3.551.5	4.267.3
TABLE GRAPES	6.096.8	5.117.0	3.180.0	3.215.9	6.323.2	2.159.5	1.634.0	3.727.0	31.470	32.173	35.993	4.297.2	4.274.8	4.723.3
PEARS	594.7	11.317	853.4		17.1		640.2	91.4	13.514	12.534	9.120.1	1.694.1	1.509.6	975.8
KIWIFRUIT	1.184.5	1.267.4	527.1	242.2	211.2	21.6	634.8	526.4	4.682.4	4.317.4	4.142.9	549.6	460.8	467.8
CHERRIES	338.9	365.4	20.1	38.4	890.2	116.7	1.1	752.5	2.523.3	3.307.1	1.886.8	510.5	640.8	371.8
CLEMENTINES	58.9	105.1		105.0		2.178.2			2.447.1	1.934.7	2.216.9	403.9	228.8	403.7
NECTARINES	397.2	622.8	1.9	173.2	229.5	194.7	24.6	80.6	1.724.5	2.081.0	2.056.4	219.7	235.6	250.3
PLUMS	329.6	307.7	20.8	255.6	241.3	70.2	130.0	46.4	1.401.6	1.221.8	1.529.3	154.3	133.5	184.1
POMME GRANATES		675.9	680.2						1.356.1	601.0	213.1	323.4	140.2	53.3
PEACHES	1.002.1	9.6			152.2				1.163.8	811.3	1.449.5	131.8	94.6	171.4
RY. GALA APPLE	19.480	2.115.7	336.3	584.8	4.541.5	1.897.0	7.956.7	2.068.1	38.980	34.474	37.949	2.155.7	1.959.8	2.465.5
ABATE FT. PEAR	25.0	7.482.9	842.8		17.1		11.8	2.2	8.381.8	7.964.9	4.840.4	1.055.6	959.5	498.9
THOMPSON GRAPE	1.876.5	1.709.3	1.314.1	1.098.0	1.404.7	454.3	362.5	133.2	8.352.5	8.745.0	10.811	1.189.8	1.259.1	1.462.8
R. GLOBE GRAPE	2.403.9	1.418.4	935.6	15.3	10.4		1.039.0	1.966.9	7.801.0	8.235.0	9.851.4	1.043.3	1.030.3	1.251.3
CRIMSON GRAPE	678.0	927.9	506.0	1.430.6	2.339.6	738.1	11.18	83.4	6.819.2	6.799.7	7.915.1	928.7	930.3	1.085.5
RICH. D. APPLE	4.006.6	511.2	274.7				1.361.9	636.3	6.790.7	6.740.5	8.203.2	373.7	397.1	441.0
GRANNIES APPLE	2.138.3	315.5	1.247.6	19.6	631.0	98.7	1.616.3	83.5	6.167.6	5.219.7	5.582.8	351.4	303.6	313.1
HAYWARD KIWIS	1.162.1	1.267.4	527.1	242.2	211.2	21.6	634.8	526.4	4.660.0	4.272.6	4.058.1	547.4	456.3	459.3
COSCIA PEAR	537.9	3.035.3	10.6				628.5	1.0	4.213.2	4.134.8	4.006.2	538.3	507.0	449.9
FUJI APPLE	656.3	149.5			1.063.3	864.4		942.9	3.676.4	4.782.8	6.330.3	192.4	256.3	346.5
RED CHIEF APPLE	1.569.2	352.5	287.3		19.6		392.9	980.8	3.606.4	5.264.3	6.068.6	204.1	297.1	319.1
SUGRAONE GRAPE	823.6	740.1	34.0	327.4	993.5	457.1		11.7	3.387.4	3.407.3	2.913.8	472.9	441.5	369.6
PINK L. APPLE	106.7	1.375.1			664.7	479.4			2.625.9	2.075.5	2.799.7	189.4	176.4	169.5
LINERS	34.656	19.617	1.126.5	4.654.1	7.659.8	7.257.6	5.055.0	9.961.5	90.093	95.302	91.585	8.320.9	8.494.3	7.697.3
CHARTERS	40.1	5.146.6	6.570.7		7.664.8	2.412.0	10.135	350.8	32.320	20.298	33.297	3.342.1	2.197.8	3.731.8
LAND FREIGHT	4,079.1	301.5							4,380.6	5,177.9	4,436.0	416.4	631.2	462.2
AIR FREIGHT	11.7	58.9	20.1		47.7	5.1	1.1	3.7	148.3	433.8	415.4	39.3	90.8	91.9
TOTAL TONS	2008-09	38.787	25.124	7.717.4	4.654.1	15.457	9.674.8	15.191	10.316	127.026				
	2007-08	34.398	27.516	6.434.9	5.539.9	15.798	7.021.5	13.490	11.015		121.212			
	2006-07	37.143	21.399	1.741.4	3.484.1	22.753	11.251	23.949	8.013.3			129.733		
TOTAL TH.CASES	2008-09	2.628.4	3.410.2	833.4	526.2	1.400.2	1.041.4	1.298.9	974.9			12.123		
	2007-08	2.521.4	3.522.1	616.7	594.3	1.501.3	624.4	1.075.9	958.1				11.414	
	2006-07	2.623.8	2.467.8	177.1	407.4	2.151.8	1.149.6	2.199.5	806.2					11.983

## Exports by Consignee

Season 2008/2009 (Tons)

CONSIGNEE	MKT	APPLE	GRAPE	PEAR	KIWIS	CHERRY	RY. GALA	ABATE FT.	THOMPSON	R. GLOBE	CRIMSON	TOTAL
Frutera Don Marcos Frudonmar S.A.	LAT	9.463.7	960.3	451.6	88.2	25.7	7.500.2			90.8	610.2	11.050
Columbia Marketing International	NAM	9.514.6		17.1		991.1	4.908.0	17.1				10.523
Pandol Bros, Inc.	NAM		6.400.5						1.404.7	10.4	2.411.5	7.201.0
Maffco S.P.A.	EUR	282.6	283.1	1.956.5	985.6	30.7	45.6	952.9		135.2		3.693.0
Kiwi Uno S.p.A.	EUR			3.484.1				3.248.1				3.555.6
Fruttital Distribuzione S.R.L.	EUR	169.1	425.1	2.462.0		42.3	36.8	954.7	57.6	281.1		3.300.0
Vevici Fruit B.V.	EUR	3.8	1.102.2	1.520.4		76.8		1.081.9	702.6	13.2	181.1	3.282.5
Fruandina	LAT	2.904.6	70.8		44.8		2.332.2			70.8		3.212.5
Nevskaya Co.	EUR	353.3	1.123.3	658.6	67.2		79.8	658.6	602.0	236.2	196.8	2.840.0
Miveh Jahani Pars	MID	2.063.4	577.9				1.406.1			577.9		2.797.7
MFL Munster Fruit Logistics GmbH	EUR	514.1	1.250.0	911.6				818.9	564.8		530.6	2.791.5
Atlas Vegetable & Fruits Co LL	MID	1.914.1	383.3	333.9	137.5	1.1	1.101.6	7.8	156.8	150.7	32.2	2.778.4
Dubacano	LAT	1.401.5	737.9		185.9		764.4		285.5	157.6	110.0	2.745.5
Bee Sweet Citrus, Inc.	NAM											2.738.5
Farzana General Trading Co.	MID	2.158.5	232.3	80.6	191.7		1.601.6			96.0	75.8	2.663.2
Rio Vista Limitada	NAM		2.010.6						443.4		666.1	2.434.7
To Order	MID	2.056.4	121.0	100.8	38.1		1.708.9		42.3	54.7	13.0	2.316.2
International Produce Ltd.	EUR	191.6	1.795.7		242.2		172.0		617.6	15.3	707.4	2.229.5
Agroeco	EUR	1.272.4	602.9	66.6	134.4		156.0	66.6	184.7	229.5	30.7	2.212.7
Dor Lung Co. Ltd.	FAR	673.4	1.049.2		44.8	172.8	625.6		54.5	413.2	39.0	2.135.7
Sunharvest Limited	FAR	686.3	1.084.2				625.6		53.7	455.6	39.0	2.119.9
Indigo Fruit SAS	EUR	1.049.0	596.0	117.3		45.8	572.7	101.6	91.0	314.0		2.043.6
Unifrutti India Pvt Ltd.	FAR	1.711.2	88.6	88.2			192.1			88.6		1.934.3
A. Gomez Ltd.	EUR		1.404.8						465.1		723.2	1.793.0
Others		26.460	9.170.4	1.264.6	2.521.9	981.5	15.150	473.6	2.439.2	3.910.9	1.095.9	42.635
TOTAL TONS	2008/2009	64.844.0	31.470.0	13.514.0	4.682.4	2.523.3	38.980.0	8.381.8	8.352.5	7.801.0	6.819.2	127.026
	2007/2008	61.184.0	32.173.0	12.534.0	4.317.4	3.307.1	34.474.0	7.964.9	8.745.0	8.235.0	6.799.7	121.212
	2006/2007	70.158.0	35.993.0	9.120.1	4.142.9	1.886.8	37.949.0	4.840.4	10.811.0	9.851.4	7.915.1	129.733
TOTAL TH.CASES	2008/2009	3.651.9	4.237.2	1.694.1	549.6	510.5	2.155.7	1.055.6	1.189.8	1.043.3	928.7	12.123
	2007/2008	3.551.5	4.274.8	1.509.6	460.8	640.8	1.959.8	959.5	1.259.1	1.030.3	930.3	11.414
	2006/2007	4.267.3	4.723.3	975.8	467.8	371.8	2.465.5	498.9	1.462.8	1.251.3	1.085.5	11.983



www.daviddelcurto.com

RUT: 93329000-K  
Av. Vitacura 5250 of 502  
Vitacura, Santiago

David del Curto S.A

Phone: 56 (2) 3622701  
Fax: 56 (2) 3622777  
e-mail: daviddelcurto@ddc.cl  
Contact: Rodrigo Durán

### Exports by Destination Market

Season 2008/2009 (Tons)

PRODUCE	EUROPE			NORTH AMERICA		LATIN	FAR	MIDDLE	TOTAL TONS			TOTAL TH.CASES		
	CONT	RUS	UK	EAST	WEST	AMERIC	EAST	EAST	2008-09	2007-08	2006-07	2008-09	2007-08	2006-07
APPLES	15,603	409.7	783.7	4,389.0	456.5	8,243.5	4,624.3	7,742.1	42,252	44,535	46,200	2,310.9	2,487.7	2,655.2
TABLE GRAPES	3,341.7	47.2	1,154.3	10,560	5,207.8	1,295.1	3,716.0	3,755.5	25,698	29,755	27,653	3,356.2	3,910.5	3,491.9
PEARS	3,594.3	92.2	121.5	3,077.4	887.5	3,126.9		926.9	11,827	10,248	8,541.8	798.9	694.8	592.3
PLUMS	3,382.0		939.3	1,934.5	848.8	284.9	735.0	376.0	8,500.6	7,008.6	8,063.9	1,220.6	983.0	1,130.7
KIWI FRUIT	3,398.8		362.3	334.4	88.0	1,197.1	220.3	250.9	5,851.7	6,952.8	4,564.6	651.7	757.2	518.8
NECTARINES	670.3		445.4	1,697.9	877.6	89.7	149.0		3,929.9	4,746.9	4,311.3	509.0	603.2	543.5
PEACHES	71.7		34.9	1,403.9	766.6	223.5	2.3		2,502.9	3,591.4	3,986.1	320.9	447.4	494.5
CHERRIES	247.0		216.3	626.3	192.7	48.2	374.7		1,705.1	1,694.0	1,453.6	337.6	315.1	273.7
APRICOTS	57.2			299.7	125.2	41.0			523.1	471.8	540.7	88.5	73.4	95.7
NASHI PEARS				114.3	175.9	30.8		10.2	331.2	820.0	865.6	75.8	176.6	174.8
RY. GALA APPLE	5,963.4		315.9	2,034.4	149.6	3,508.8	898.7	3,195.0	16,066	13,836	15,918	863.2	791.5	921.4
THOMPSON GRAPE	1,349.5	47.2	583.7	3,973.1	2,170.1	118.6	503.3	171.4	8,917.0	9,641.2	9,826.3	1,226.7	1,346.1	1,294.1
R. GLOBE GRAPE	1,440.3		0.6	1,175.1	389.7	1,167.1	2,507.4	188.1	6,868.3	6,764.2	6,378.1	867.7	864.6	793.2
GRANNIES APPLE	3,268.1	251.6	196.2	544.8		442.6	58.7	1,330.2	6,092.1	7,178.2	5,539.1	344.6	382.3	323.5
PACKHAMS PEAR	2,023.4	23.0	121.5	963.9	405.3	2,375.5		98.2	6,010.9	3,835.6	4,071.6	361.9	227.1	250.5
HAYWARD KIWI	3,398.8		362.3	291.0	88.0	1,197.1	216.0	250.9	5,804.0	6,952.8	4,564.6	646.5	757.2	518.8
CRIMSON GRAPE	149.5		401.5	2,548.5	1,293.4	3.4	573.5		4,969.8	5,537.9	3,308.0	624.9	694.3	410.4
R. STARK APPLE	2,300.3	90.4	12.1			1,313.9	148.4	561.2	4,426.3	4,472.3	2,450.3	238.1	236.7	128.4
RICH. D. APPLE	339.9		42.6			1,221.3	202.1	1,991.2	3,797.1	3,459.9	4,319.0	203.3	188.3	235.4
ANGELENO PLUM	1,270.5		637.9	182.6	124.0	130.8	122.0	376.0	2,843.8	1,399.9	1,356.6	379.9	185.3	173.1
RED CHIEF APPLE	1,258.8	3.5				652.9	204.9	660.7	2,780.9	3,851.0	5,567.1	148.8	207.9	307.5
FUJI RO. APPLE						172.7	2,562.2		2,734.9	4,256.2	4,644.2	146.9	232.7	263.8
FLAME SDL GRAPE	21.8			1,516.7	780.3				2,318.8	3,716.8	4,380.8	283.0	457.9	533.3
CHARTERS	20,404	510.0	2,803.6	17,297	7,695.8	187.9	306.5	2,340.0	51,545	49,057	49,498	5,483.1	5,617.8	5,640.2
LINERS	9,831.3	39.1	1,217.3	6,373.4	1,890.3	12,926	9,410.8	7,243.9	48,932	58,705	54,852	3,857.5	4,592.0	4,104.8
LAND FREIGHT	9.2					1,472.2			1,481.4	1,072.2	592.7	145.9	112.9	63.6
AIR FREIGHT	121.2		36.8	745.8	40.7	15.7	104.3		1,064.7	1,091.0	1,494.1	178.4	156.4	215.1
TOTAL TONS	2008-09	30,366	549.1	4,057.7	24,438	9,626.8	14,602	9,821.6	103,143					
	2007-08	28,020	1,285.5	4,933.0	28,190	12,224	13,420	11,628	109,925					
	2006-07	21,058		4,410.3	30,649	15,455	11,513	10,778	106,437					
TOTAL TH.CASES	2008-09	2,917.4	32.7	455.6	2,578.9	1,126.7	964.1	894.9	702.1			9,672.5		
	2007-08	2,867.0	109.8	499.7	2,916.9	1,458.3	937.1	987.6	702.7			10,479		
	2006-07	2,117.6		425.9	3,148.3	1,750.2	804.3	913.7	863.7					10,024

### Exports by Consignee

Season 2008/2009 (Tons)

CONSIGNEE	MKT	APPLE	GRAPE	PEAR	PLUM	KIWIS	RY. GALA	THOMPSON	R. GLOBE	GRANNIES	PACHHAMS	TOTAL
Jac Vandenberg, Inc.	NAM	1,614.0	7,932.2	2,399.0	732.4	152.2	612.2	3,293.4	1,160.6	254.0	689.2	15,404
Fresh Fruits Company Ltd.	MID	6,649.9	375.5	769.6	376.0	250.9	2,883.9	171.4	188.1	861.8	98.2	8,421.8
Wal-Mart Stores, Inc.	NAM	1,065.9	2,401.3	356.3	632.9	91.8	775.7	703.0		128.9	243.8	5,409.3
Rio Vista Limitada	NAM	548.1	3,075.3	298.0	378.5		106.8	1,190.2	299.9	37.2	138.5	5,298.9
Fruchthansa GmbH	EUR	1,525.3	583.3	394.7	2,167.5	353.6	833.1	369.3	59.4	443.0	242.9	5,284.5
Limpantsis S.A.	EUR	2,134.0	206.6	306.8	72.4	945.6	42.3	29.2	177.4	379.7	282.8	3,690.5
Giumarra Bros Fruit Co., Inc.	NAM	1,007.4	1,308.3	725.3	20.4	113.6	335.7	673.1	72.4	124.7	205.1	3,385.9
Frigorífico Ordaz S.A. (Frisosa)	LAT	2,719.6	126.8	350.7			759.3	17.7	109.1		299.0	3,207.1
Edeka Fruchtkontor GmbH	EUR	2,528.1	630.4				1,503.2	457.7	43.1	409.3		3,163.6
Pomina Enterprise Co., Ltd.	FAR	1,842.5	860.3		261.2	2.2	313.0		841.6			3,100.5
Imporfénix Ltda.	LAT	1,459.3	43.0	1,008.9	2.2		512.7		41.2	162.7	981.8	2,553.2
Aartsenfruit Breda B.V.	EUR	1,146.8	173.2	634.6	176.8		505.0	106.5	19.8	334.5	278.6	2,278.5
Capespan	EUR	370.8	373.2	21.6	236.7	545.9	103.5	84.8	127.2	111.0		1,782.7
W. M. Morrison Produce Ltd.	EUR	299.6	907.1	99.9	170.5	235.2	86.2	455.8		134.6	99.9	1,729.1
Indigo Fruit SAS	EUR	631.2	275.5	424.7	211.1		297.2	127.4	108.1	132.1	211.0	1,709.6
Basesurcorp S.A.	LAT	1,140.6		508.6			614.4				269.3	1,695.0
Cultivar, S.A.	EUR	573.1	313.5	162.4	131.9	312.0	105.8	43.1	269.3	105.0	38.4	1,593.1
Salvi - Unacoa S.P.A.	EUR	625.4	35.4	168.5	38.1	555.0	42.3		35.4	176.4	24.5	1,422.4
Socomo S.A.	EUR	860.5	459.4	18.7		60.0	614.2	64.6	381.5	130.3	18.7	1,398.7
Frutera Don Marcos Frudonmar S.A.	LAT	946.1		440.6			886.9			19.6	186.2	1,386.7
Mekan International, Inc.	FAR	929.6	149.7		106.3		58.7		114.1			1,261.6
Loblaws Companies East Prod.	NAM		810.0		113.2			252.7				1,051.8
Spreafico Francesco e F.lli SPA	EUR	277.7	46.1	400.8	62.6	207.0	62.5		46.1	127.0	167.8	1,042.5
Kloosterboer Fruit terminal	EUR	911.9	17.7	19.4		48.0	82.7		17.7			997.1
Others			10,523	4,670.2	2,448.8	2,609.8	1,978.8	4,006.6	907.5	2,801.8	2,020.6	15,794.2
TOTAL TONS	2008/2009		42,252.0	25,698.0	11,827.0	8,500.6	5,851.7	16,066.0	8,917.0	6,868.3	6,092.1	103,143
	2007/2008		44,535.0	29,755.0	10,248.0	7,008.6	6,952.8	13,836.0	9,641.2	6,764.2	7,178.2	109,925
	2006/2007		46,200.0	27,653.0	8,541.8	8,063.9	4,564.6	15,918.0	9,826.3	6,378.1	5,539.1	106,437
TOTAL TH.CASES	2008/2009		2,310.9	3,356.2	798.9	1,220.6	651.7	863.2	1,226.7	867.7	344.6	9,672.5
	2007/2008		2,487.7	3,910.5	694.8	983.0	757.2	791.5	1,346.1	864.6	382.3	10,479
	2006/2007		2,655.2	3,491.9	592.3	1,130.7	518.8	921.4	1,294.1	793.2	323.5	10,024

CHILEAN EXPORTERS



## Exports by Destination Market

Season 2008/2009 (Tons)

PRODUCE	EUROPE			NORTH AMERICA		LATIN	FAR	MIDDLE	TOTAL TONS			TOTAL TH.CASES		
	CONT	RUS	UK	EAST	WEST	AMERIC	EAST	EAST	2008-09	2007-08	2006-07	2008-09	2007-08	2006-07
APPLES	16.333	1.060.2	7.925.3	5.689.4	3.149.3	5.971.3	5.880.1	4.167.7	50.176	52.481	48.709	3.185.7	3.226.1	3.001.7
PEARS	8.225.6		269.7	670.4	145.8	1.729.5	42.5	338.8	11.422	10.571	9.071.6	961.9	888.3	747.4
TABLE GRAPES	3.924.5	138.7	862.2	3.476.5	975.3	379.7	486.8	186.6	10.430	9.546.9	8.036.3	1.565.3	1.455.8	1.170.5
PLUMS	2.490.0	19.0	332.0	408.0	412.7	564.5	414.7	11.1	4.652.1	4.654.9	3.944.0	721.6	717.8	616.7
KIWI/FRUIT	2.986.7	22.4	562.0	153.0	368.0	145.6	154.8	39.8	4.432.4	3.543.7	3.140.6	540.5	416.8	343.9
CHERRIES	534.5		231.7	466.3	547.8	27.1	483.4		2.290.7	2.498.5	1.155.2	433.7	478.5	219.3
AVOCADOS				43.0	299.6				342.7	276.5		30.6	34.8	
APRICOTS	30.8			88.6					119.5	64.0	126.2	22.0	13.4	24.6
QUINCES	25.1								25.1	65.0	73.3	4.6	12.0	11.6
NASHI PEARS										65.9	148.1		10.8	23.5
RY. GALA APPLE	4.828.5	123.5	4.212.4	3.654.2	1.103.6	2.547.0	2.142.1	2.942.5	21.554	22.490	21.337	1.300.9	1.383.1	1.272.7
GRANNIES APPLE	3.470.9	508.2	513.5	563.1	40.0	1.390.1	176.0	791.1	7.452.8	8.347.1	7.083.4	419.2	445.2	402.2
BRAEBURN APPLE	3.812.0	280.1	2.025.0	438.4	332.9				6.888.5	5.547.2	6.379.3	602.7	453.8	505.0
PACKHAMS PEAR	2.877.1		253.4	17.3	32.3	1.413.2	42.5		4.635.7	4.011.3	3.793.5	296.9	255.9	246.8
HAYWARD KIWI	2.986.7	22.4	562.0	134.0	368.0	145.6	132.4	39.8	4.390.9	3.490.4	3.092.6	536.3	409.5	339.1
FUJI APPLE				105.9	539.9	100.6	3.155.9		3.902.2	4.829.3	3.704.4	202.7	257.4	202.5
ABATE FT. PEAR	3.028.1							127.7	3.155.8	2.971.7	2.199.1	340.3	348.2	271.2
CRIMSON GRAPE	795.2	31.5	275.7	1.454.9	487.5	59.9	19.9	14.1	3.138.6	3.266.7	3.268.1	455.3	456.9	427.1
C. PINK APPLE	1.666.5	30.0	17.1	522.5	438.5		136.6		2.811.3	3.031.7	2.054.5	184.4	194.2	135.7
RICH. D. APPLE	362.5	88.2				1.915.3			2.800.2	3.676.3	3.090.5	150.7	194.3	162.6
THOMPSON GRAPE	1.303.9		289.3	717.3	215.0	66.7		18.4	2.610.6	2.375.3	1.545.9	433.3	413.2	256.5
BING CHERRY	532.7		213.0	442.9	541.9	27.1	468.5		2.226.1	2.475.0	1.114.5	421.9	474.3	211.9
JONAGOLD APPLE	1.007.6	17.1		337.4	610.7				1.972.7	1.489.7	2.194.2	138.2	93.3	144.7
LINERS	33.461	124.5	10.147	5.236.9	3.936.1	6.863.0	7.155.4	4.744.1	71.668	57.820	51.876	6.171.8	4.310.9	3.826.9
CHARTERS	962.4	1.115.8		4.838.0	1.944.4	23.0	233.4		9.117.1	23.549	21.416	1.056.0	2.731.8	2.270.9
LAND FREIGHT	44.0					1.919.1			1.963.1	1.938.2	1.362.9	131.9	133.2	94.0
AIR FREIGHT	83.1		35.9	80.0	18.1	12.6	73.4		303.1	467.5	322.1	59.3	79.5	59.1
TOTAL TONS	2008-09	34.550	1.240.3	10.183	10.995	5.898.6	8.817.7	7.462.3	4.744.1	83.891				
	2007-08	30.453	680.9	9.559.4	16.455	5.330.6	8.440.5	4.791.3	7.998.8		83.775			
	2006-07	27.021	496.7	8.873.8	16.971	6.106.0	7.512.3	4.303.3	3.692.5			74.976		
TOTAL TH.CASES	2008-09	3.743.8	79.9	820.0	957.6	507.6	523.7	524.6	308.8			7.465.9		
	2007-08	3.177.6	38.4	857.4	1.370.7	388.4	488.6	330.9	597.9				7.255.5	
	2006-07	2.696.2	31.0	742.1	1.351.0	502.4	429.1	282.6	216.6					6.250.9

## Exports by Consignee

Season 2008/2009 (Tons)

CONSIGNEE	MKT	APPLE	PEAR	GRAPE	PLUM	KIWIS	RY. GALA	GRANNIES	BRAEBURN	PACKHAMS	HAYWARD	TOTAL	
OGL Food Trade GmbH	EUR	6,137.7	2,209.8	421.3	686.4	945.9	1,398.9	1,516.0	2,310.7	1,055.3	945.9	10,572	
Empire World Trade Ltd.	EUR	4,935.0					2,366.9	216.3	1,488.4			4,935.0	
Strocco International, Inc.	NAM	2,262.6	607.3	1,010.1	60.7		1,152.1	369.6	184.4			4,102.7	
SFI Rotterdam B.V.	EUR	2,123.4	792.6	636.2	441.6		393.1	222.0	343.7	297.3		4,050.7	
W.M. Morrison Produce Ltd.	EUR	2,555.2	184.3	142.1	159.6	518.5	1,482.4	261.6	536.6	184.3	518.5	3,559.7	
Nico de Jong B.V.	EUR	1,734.2	735.1	388.5	527.8		518.9	258.1	303.3	335.9		3,390.3	
Edeka Fruchtkontor GmbH	EUR	1,538.7	397.6	140.8		128.8	408.6	198.6	630.4	132.6	128.8	2,250.9	
Fullbloom Int'l Limited	FAR	1,949.2										2,102.5	
Sife S.P.A.	EUR	154.7	1,368.5	62.9	94.5	316.0	64.6	90.1		261.7	316.0	2,008.9	
Pandol Bros, Inc.	NAM			1,681.3	172.2							1,887.5	
Frutas E. Sánchez S.L.	EUR	645.5	276.6	102.6	150.2	314.6	251.2	140.6		54.7	314.6	1,632.7	
Sage Fruit Company	NAM	1,582.5					557.2	40.0	175.4			1,582.5	
Importfruit Ltda.	LAT	1,196.6	291.5	54.5	6.6		602.1	163.4		253.4		1,549.1	
Wing Fung Kok Laan	FAR	1,077.7		137.7	207.4	67.2	845.0	97.8			44.8	1,548.5	
Fresh-Connection Fruchtimport GmbH	EUR	690.4	379.4	309.5	7.6		285.3	140.8	158.3	146.4		1,386.9	
Imp. de Frutas La Violetera Ltda.	LAT	885.2	211.2	85.4	22.5	134.4		493.7		211.2	134.4	1,353.3	
Jordanian Gulf General Trading Company L.L.C.	MID	1,006.8	202.8	118.4		17.4	640.2	237.6			17.4	1,345.4	
Regatta Tropicals Ltd.	NAM	464.0				211.2	155.2				211.2	1,154.8	
KGB International Inc.	NAM	1,069.7					1,031.5	38.2				1,072.9	
Chiquita Fresh North America	NAM	1,049.6					872.1					1,049.6	
Interamericana de Frutas V.G.	LAT	618.8	414.8				169.4	45.9		359.5		1,033.6	
Long Oasis Limited	FAR	625.5		94.8	184.3	42.8	547.4	58.7			42.8	1,002.6	
Gino Anello L. & C.Snc	EUR	115.9	695.8	51.5	61.9	64.0	58.2	43.6		181.2	64.0	999.4	
Stanley Orchards Sales, Inc.	NAM	811.4	89.6				304.1	8.1	87.0	32.3		935.9	
Others			14,946	2,565.4	4,992.9	1,868.9	1,671.6	7,449.0	2,812.3	670.2	1,130.0	1,652.6	27,384
TOTAL TONS	2008/2009		50,176.0	11,422.0	10,430.0	4,652.1	4,432.4	21,554.0	7,452.8	6,888.5	4,635.7	4,390.9	83,891
	2007/2008		52,481.0	10,571.0	9,546.9	4,654.9	3,543.7	22,490.0	8,347.1	5,547.2	4,011.3	3,490.4	83,775
	2006/2007		48,709.0	9,071.6	8,036.3	3,944.0	3,140.6	21,337.0	7,083.4	6,379.3	3,793.5	3,092.6	74,976
TOTAL TH.CASES	2008/2009		3,185.7	961.9	1,565.3	721.6	540.5	1,300.9	419.2	602.7	296.9	536.3	7,465.9
	2007/2008		3,226.1	888.3	1,455.8	717.8	416.8	1,383.1	445.2	453.8	255.9	409.5	7,255.5
	2006/2007		3,001.7	747.4	1,170.5	616.7	343.9	1,272.7	402.2	505.0	246.8	339.1	6,250.9

Del Monte Fresh Produce (Chile) S.A

Phone: 56 (2) 3614600

Fax: 56 (2) 3614604

e-mail: jbrucher@freshdelmonte.com

Contact: Javier Brucher

[www.freshdelmonte.com](http://www.freshdelmonte.com)

RUT: 95089000-2

Av. Santa María No 6300

Vitacura, Santiago



## Exports by Destination Market

Season 2008/2009 (Tons)

PRODUCE	NORTH AMERICA		EUROPE			MIDDLE	FAR	LATIN	TOTAL TONS			TOTAL TH.CASES		
	EAST	WEST	CONT	RUS	UK	EAST	EAST	AMERIC	2008-09	2007-08	2006-07	2008-09	2007-08	2006-07
TABLE GRAPES	23,605	7,979.9	7,386.3	795.1	942.2	798.3	5,403.6	550.0	47,461	48,106	53,309	6,218.0	6,368.4	7,080.9
APPLES	663.5		5,706.5	82.6	342.5	7,561.7	764.0	2,659.0	17,780	21,745	19,682	961.9	1,172.4	1,065.4
PEARS	265.1		2,641.3			484.1	24.5	228.2	3,643.2	4,524.8	4,261.6	300.5	350.8	322.9
PLUMS	1,262.0	156.2	364.3		244.8	257.0	61.2	817.8	3,163.3	3,019.1	4,529.3	379.9	370.4	575.6
NECTARINES	1,783.8	321.8				7.2	43.2	224.6	2,380.6	2,062.3	2,229.9	283.7	258.3	256.5
PEACHES	1,699.1	382.5			0.9			19.5	2,101.9	1,254.1	1,787.3	263.5	158.6	221.3
CHERRIES	435.3	125.8	245.0		71.5		1,125.1	60.3	2,063.0	2,260.9	1,141.4	461.5	462.1	228.0
KIWIFRUIT	123.5		1,378.5	137.2		199.2	172.0	22.3	2,032.7	2,240.4	4,176.0	224.9	224.9	440.0
AVOCADOS	887.1	59.1							946.2	571.7	352.4	84.5	51.0	31.5
CLEMENTINES					858.8				858.8	461.0	794.3	59.9	30.7	62.7
THOMPSON GRAPE	5,559.0	1,778.4	2,955.7	289.4	335.3	181.8	826.2	63.8	11,990	13,700	17,275	1,621.4	1,846.4	2,299.0
R. GLOBE GRAPE	556.6	118.1	3,481.9	505.7	68.8	508.5	4,185.8	424.2	9,849.5	8,998.6	9,502.7	1,365.8	1,249.7	1,395.7
RICH. D. APPLE			2,673.5	35.7	129.5	4,139.9	390.1	2,155.4	9,524.2	11,261	11,087	509.1	601.2	591.9
CRIMSON GRAPE	5,444.8	2,397.3	190.3		381.6	72.0	325.2	62.0	8,873.2	7,302.1	8,521.1	1,145.8	972.0	1,077.9
FLAME SDL GRAPE	5,634.0	2,059.8	1.6		48.1		23.0		7,766.5	8,786.8	7,810.7	950.2	1,077.1	953.0
SUGRAONE GRAPE	3,791.1	1,179.9	328.1		46.9				5,346.1	5,444.8	5,287.6	667.3	696.4	678.2
RY. GALA APPLE	406.7		1,226.3		82.4	2,070.3	36.4	444.3	4,266.3	5,075.0	3,910.4	230.6	274.4	216.6
GRANNIES APPLE	235.4		1,566.3	46.9	44.9	1,351.5		38.1	3,283.1	3,909.1	4,448.1	183.1	216.3	242.9
HAYWARD KIWIS	123.5		1,378.5	137.2		199.2	172.0	22.3	2,032.7	2,240.4	4,131.3	224.9	224.9	435.5
BING CHERRY	393.8	125.8	245.0		71.5		1,125.1	60.3	2,021.5	2,195.3	1,104.0	453.2	449.0	220.6
PACKHAMS PEAR	9.2		1,551.1				24.5	154.8	1,739.6	2,420.8	2,447.1	107.9	150.5	153.3
ANGELENO PLUM	270.4	20.7	302.9				257.0	41.4	1,345.1	978.2	1,893.5	165.4	137.1	243.1
HASS AVOCADO	887.1	59.1							946.2	571.7	352.4	84.5	51.0	31.5
CHARTERS	29,712	8,948.5	1,212.8	1,014.9	145.8	7,705.1	40.0		48,779	58,958	64,610	5,525.1	6,944.8	7,756.1
LINERS	991.5	76.8	16,484			2,302.4	1,602.4	7,813.2	3,186.4	32,457	26,729	26,832	3,552.2	2,406.2
LAND FREIGHT									1,358.2	1,358.2	942.6	2,062.2	155.9	110.9
AIR FREIGHT	41.1		25.0		12.4		5.1		37.1	120.7	99.3	161.1	29.0	21.6
TOTAL TONS	2008-09	30,745	9,025.3	17,722	1,014.9	2,460.6	9,307.5	7,858.3	4,581.7	82,715				
	2007-08	30,597	7,169.1	18,710	3,847.0	1,983.9	10,449	7,939.6	6,033.2	86,729				
	2006-07	36,977	8,902.4	19,460	2,725.9	1,804.3	10,009	7,519.6	6,266.5		93,665			
TOTAL TH.CASES	2008-09	3,664.2	1,112.9	2,018.7	115.2	338.4	700.4	965.8	346.7			9,262.2		
	2007-08	3,637.5	884.7	2,189.5	351.2	321.4	769.5	898.0	431.9			9,483.5		
	2006-07	4,411.0	1,084.4	2,308.3	216.4	259.1	743.1	854.7	500.6					10,378

## Exports by Consignee

Season 2008/2009 (Tons)

CONSIGNEE	MKT	GRAPE	APPLE	PEAR	PLUM	NECTARIN	THOMPSON	R. GLOBE	RICH. D.	CRIMSON	FLAME SDL	TOTAL	
Del Monte Fresh Produce	NAM	31,585	663.5	265.1	1,418.2	2,105.5	7,337.4	674.6		7,842.1	7,693.8	39,770	
Del Monte Fresh Produce B.V.	EUR	7,758.3	3,383.9	2,144.2	609.1		3,291.0	2,980.4	857.2	571.9	49.7	15,369	
Del Monte Fresh Produce (Korea) Ltd.	FAR	5,368.2	169.6	24.5	39.6		817.4	4,173.4		319.9	14.2	7,003.6	
Del Monte Foods UAE	MID	483.5	5,585.5	285.9	200.8	7.2	106.6	283.3	2,990.1	72.0		6,691.7	
Pan Emirates Food	MID	229.7	1,181.1	36.6	56.2		72.0	143.3	615.6			1,551.2	
Univeg Katope France	EUR	81.0	542.1	130.2				81.0	320.6			1,273.3	
Fruittal Distribuzione S.R.L.	EUR	164.8	706.3	129.6				164.8	519.8			1,260.0	
Hermanos Fernández López S.A.	EUR	206.4	564.7	118.4				206.4	381.9			1,078.3	
OOO Prodimport	EUR	711.4	82.6				205.8	505.7	35.7			904.3	
Eurofrutas - Sociedade de Frutas, S.A.	EUR	118.1	488.1	25.9				118.1	423.9			722.5	
Baby Fruit Import Export S.A.C	LAT		495.7	72.1					475.9			567.9	
Frutera Del Litoral Colombia	LAT	70.8	376.9			64.2	3.5	67.3	86.5			512.0	
Arya Sam Foods	MID		486.2						379.1			486.2	
Del Monte Fresh Produce	LAT	174.8			215.0	58.0	40.1	92.3		42.4		478.9	
Dellafrutta Comercio Atacadista de Frutas Ltda.	LAT	97.4			292.2	50.0		97.4				439.5	
Bella Fruta S.A.	EUR		363.9	51.8					299.6			438.1	
Sociedad Sofruver S.A.	LAT	19.1	359.5	9.1	2.0	37.6		19.1	314.5			427.9	
Villabona B Jose	LAT	18.1	376.7		5.0	14.9		18.1	328.8			414.5	
Horizon International	FAR		390.1						390.1			390.1	
Rapid Carga S.A.C.	LAT		276.5	97.9					276.5			374.4	
Frutera del Litoral Cia. Ltda.	LAT	53.1	320.7					53.1	220.2			373.8	
Honey Fruit	LAT		256.8	49.1					256.8			305.9	
Del Monte Fresh Produce International Inc.	MID	50.4	64.0	161.6			3.2	47.2				298.8	
Umai Comercio Import.E Export.	LAT	38.7			177.4			38.7				235.6	
Others		231.7	645.4	41.1	147.9	43.2	112.6	85.4	351.3	24.9	8.9	1,347.0	
TOTAL TONS	2008/2009		47,461.0	17,780.0	3,643.2	3,163.3	2,380.6	11,990.0	9,849.5	9,524.2	8,873.2	7,766.5	82,715
	2007/2008		48,106.0	21,745.0	4,524.8	3,019.1	2,062.3	13,700.0	8,998.6	11,261.0	7,302.1	8,786.8	86,729
	2006/2007		53,309.0	19,682.0	4,261.6	4,529.3	2,229.9	17,275.0	9,502.7	11,087.0	8,521.1	7,810.7	93,665
TOTAL TH.CASES	2008/2009		6,218.0	961.9	300.5	379.9	283.7	1,621.4	1,365.8	509.1	1,145.8	950.2	9,262.2
	2007/2008		6,368.4	1,172.4	350.8	370.4	258.3	1,846.4	1,249.7	601.2	972.0	1,077.1	9,483.5
	2006/2007		7,080.9	1,065.4	322.9	575.6	256.5	2,299.0	1,395.7	591.9	1,077.9	953.0	10,378

CHILEAN EXPORTERS

**Exports by Destination Market**

Season 2008/2009 (Tons)

PRODUCE	NORTH AMERICA		EUROPE			FAR	LATIN	MIDDLE	TOTAL TONS			TOTAL TH.CASES		
	EAST	WEST	CONT	RUS	UK	EAST	AMERIC	EAST	2008-09	2007-08	2006-07	2008-09	2007-08	2006-07
TABLE GRAPES	31.450	11.629	2.455.3	2.811.0	2.520.5	6.789.1	5.333.2	37.3	63.025	63.104	66.903	7.816.0	7.917.0	8.120.6
KIWIFRUIT	265.5	134.7	2.689.3	744.5	383.5	1.008.0	1.870.1	37.1	7.132.7	5.833.0	4.527.1	7.255.5	6.124.4	458.4
ORANGES	1.635.0	253.3	643.7		23.0	115.2	345.6		3.015.9	2.120.9	1.387.2	204.9	132.6	86.7
CLEMENTINES	1.361.4	1.205.0	83.2		124.8			19.6	2.794.0	1.184.3	1.666.8	289.1	161.0	431.8
CHERRIES	1.386.3	369.4	75.4	2.6	67.1	269.4	176.3		2.346.5	3.820.6	1.509.8	462.9	759.0	299.2
AVOCADOS		473.1	85.2						558.3	805.1	914.0	63.6	75.3	98.7
POMME GRANATES	36.7		72.2	86.9	11.8	12.4			220.1	22.7	10.0	55.1	5.7	3.0
LEMONS	49.5								49.5	33.0	222.9	2.9	1.9	13.0
APPLES	6.0						8.7		14.7			0.8		
NASHI PEARS	7.4								7.4			3.2		
THOMPSON GRAPE	7.276.2	2.607.3	1.066.7	918.7	883.7	268.1	866.1		13.887	15.064	17.176	1.798.2	1.996.0	2.156.8
R. GLOBE GRAPE	761.8	8.0	719.8	1.185.0		5.731.0	4.115.9	36.5	12.558	12.149	14.499	1.487.1	1.458.1	1.679.9
CRIMSON GRAPE	7.555.4	1.612.1	117.8	159.2	921.4	368.7	66.8	0.9	10.802	10.488	9.439.5	1.325.2	1.281.4	1.145.8
FLAME SDL GRAPE	6.547.6	3.846.5	10.9		193.7	4.4	1.8		10.605	12.566	12.721	1.296.5	1.539.3	1.542.4
HAYWARD KIWIS	252.3	134.7	2.689.3	744.5	383.5	1.008.0	1.870.1	37.1	7.119.5	5.788.2	4.527.1	723.9	608.0	458.4
SUGRAONE GRAPE	1.495.8	1.451.8	449.4	137.6	420.1	51.0	64.7		4.070.3	2.547.2	3.046.8	542.0	372.1	370.9
AUT. RY. GRAPE	2.080.9	723.4	43.2	253.7	11.3	221.1	18.6		3.352.2	2.750.4	2.142.0	410.2	337.2	259.0
T.SDL GRAPE	2.767.3	70.2		22.8		111.4	126.4		3.098.2	3.447.8	3.017.2	378.0	422.5	363.9
CLEMENUL. CLEMENT	1.210.9	1.044.4	83.2		124.8			19.6	2.482.9	1.044.2	1.416.6	258.1	121.9	388.3
BING CHERRY	1.346.1	336.8	75.4	2.6	67.1	259.7	173.6		2.261.2	3.553.2	1.477.6	445.9	706.8	292.7
NAVELS ORANGE	1.576.2	96.7	76.8		23.0		345.6		2.118.3	1.592.3	519.6	146.4	99.5	32.5
O. ROSE GRAPE	1.191.8	351.5	11.5	15.7		14.8			1.585.3	210.3	235.1	196.1	25.7	29.4
BLACK SDL GRAPE	635.7	452.9		118.3		2.7	2.7		1.212.2	1.293.5	1.501.6	143.6	156.3	179.2
CHARTERS	32.309	10.774	4.729.7	3.565.1	2.306.2	142.2	22.4		53.849	55.695	54.443	6.797.2	7.144.4	6.726.4
LINERS	3.760.6	3.284.2	1.309.9	77.3	808.3	8.002.6	4.919.5	94.0	22.256	19.833	21.633	2.458.9	2.312.7	2.652.3
LAND FREIGHT			48.7				2.791.4		2.840.1	797.2	1.009.8	319.5	94.6	114.5
AIR FREIGHT	128.1	6.0	16.1	2.6	16.2	49.4	0.6		219.0	598.6	292.8	48.4	113.1	54.4
TOTAL TONS	2008-09	36.198	14.064	6.104.3	3.645.0	3.130.7	8.194.1	7.733.9	94.0	79.164				
	2007-08	35.831	13.956	6.459.8	4.524.3	4.080.4	5.904.7	4.494.5	1.672.2	76.924				
	2006-07	35.917	13.087	5.148.2	986.8	7.274.7	8.204.8	6.760.4			77.378			
TOTAL TH.CASES	2008-09	4.465.0	1.668.1	826.9	439.2	378.9	993.1	837.4	15.3			9.624.0		
	2007-08	4.569.9	1.696.7	898.3	539.5	480.6	732.5	494.4	252.9				9.664.8	
	2006-07	4.537.7	1.693.5	665.4	115.9	835.4	982.7	717.0						9.547.6

**Exports by Consignee**

Season 2008/2009 (Tons)

CONSIGNEE	MKT	GRAPE	KIWIS	ORANGE	CLEMENT	CHERRY	THOMPSON	R. GLOBE	CRIMSON	FLAME SDL	HAYWARD	TOTAL	
Kopke Jr.Inc., William H.	NAM	16.398		577.6	378.5	903.6	4.341.8	10.2	4.083.5	3.164.5		18.257	
SAFCO of America LLC	NAM	11.969		87.4	1.040.5	493.7	2.613.7	11.0	1.548.5	4.149.9		13.590	
Wal-Mart Stores, Inc.	NAM	7.976.9	108.7	371.7	579.2		1.770.4		2.479.3	1.455.9	95.5	9.036.4	
Loblaws Companies East Prod.	NAM	6.573.8				358.4	1.113.6	748.5	983.8	1.599.0		6.932.2	
OOO Berry Meadow	EUR	1.816.2	418.7				766.8	555.2	121.4		418.7	2.284.8	
Dor Lung Co. Ltd.	FAR	1.908.2	246.4				110.7	1.523.3	132.4		246.4	2.271.8	
Kiwi Uno S.p.A.	EUR	369.4	1.483.5				203.7		53.5	28.8	1.483.5	1.852.9	
Frutera del Litoral Cia. Ltda.	LAT	735.8	268.8	161.3		122.9	17.6	718.2			268.8	1.297.5	
Wellking Trading Ltd.	FAR	942.0	179.2			93.6	60.5	691.6	81.4		179.2	1.214.9	
Grupo Verdín S.A. de C.V.	LAT	994.6	156.8				366.1	514.9			156.8	1.151.4	
DNE World Fruit Sales	NAM			450.8	557.2							1.070.8	
Morrison Super Markets	EUR	699.7					286.1		222.7	10.5		699.7	
Union Co., Ltd.	FAR	690.8					26.6	664.2				690.8	
New World Fruit Traders B.V.	EUR	637.3				6.4	178.4		318.2	73.1		655.5	
Frutera Del Litoral Colombia	LAT	544.3	76.2					544.3			76.2	620.4	
Hermanos Fernández López S.A.	EUR	167.3	356.3			73.7		167.3			356.3	597.3	
To Order	FAR	283.4	179.2	115.2			15.1	209.9	17.7	4.4	179.2	577.8	
Ls Networks Corporation Ltd.	FAR	558.6					17.7	523.2				558.6	
Bama	EUR	279.7		274.7			151.0		32.8			554.4	
Quadrum Foods Sp. z.o.o.	EUR	469.5	36.4	46.1			6.6	442.2			36.4	551.9	
Global Trading Co.,Ltd	FAR	460.5	89.6					460.5			89.6	550.1	
To Order	EUR	213.5	253.1			0.6	34.9	95.0	26.2		253.1	516.8	
Mack Multiples	EUR	491.0					194.7		132.9	70.7		491.0	
Eco Farms Avocado	NAM											473.1	
Others			7.846.2	3.279.8	931.1	238.6	1.764.4	1.611.0	4.678.3	567.9	48.1	3.279.8	12.666
TOTAL TONS	2008/2009		63.025.0	7.132.7	3.015.9	2.794.0	2.346.5	13.887.0	12.558.0	10.802.0	10.605.0	7.119.5	79.164
	2007/2008		63.104.0	5.833.0	2.120.9	1.184.3	3.820.6	15.064.0	12.149.0	10.488.0	12.566.0	5.788.2	76.924
	2006/2007		66.903.0	4.527.1	1.387.2	1.666.8	1.509.8	17.176.0	14.499.0	9.439.5	12.721.0	4.527.1	77.378
TOTAL TH.CASES	2008/2009		7.816.0	725.5	204.9	289.1	462.9	1.798.2	1.487.1	1.325.2	1.296.5	723.9	9.624.0
	2007/2008		7.917.0	612.4	132.6	161.0	759.0	1.996.0	1.458.1	1.281.4	1.539.3	608.0	9.664.8
	2006/2007		8.120.6	458.4	86.7	431.8	299.2	2.156.8	1.679.9	1.145.8	1.542.4	458.4	9.547.6



Subsole S.A, Exportadora

Phone: 56 (2) 9406400

Fax: 56 (2) 2421220

e-mail: recepcion@subsole.cl

Contact: Miguel Allamand

www.subsole.cl

RUT: 96615800-K

Av. Luis Pasteur 5661

Vitacura, Santiago



## Exports by Destination Market

Season 2008/2009 (Tons)

PRODUCE	NORTH AMERICA		EUROPE			FAR	LATIN	MIDDLE	TOTAL TONS			TOTAL TH.CASES		
	EAST	WEST	CONT	RUS	UK	EAST	AMERIC	EAST	2008-09	2007-08	2006-07	2008-09	2007-08	2006-07
TABLE GRAPES	13.301	8.917.1	6.637.2	349.9	5.412.4	5.261.4	1.487.3	82.7	41.449	39.076	35.049	5.412.7	5.170.6	4.512.4
KIWIFRUIT	1.097.4	598.6	5.287.9	434.6	1.090.8	1.391.0	482.9	169.3	10.552	8.678.9	7.995.4	1.116.6	947.8	882.9
AVOCADOS	344.1	2.587.5	2.279.0		700.2		74.2		5.985.0	5.914.7	12.109	948.1	993.5	2.099.0
CLEMENTINES	2.348.4	568.7	552.9		210.0	44.8			3.724.8	2.854.1	2.001.9	349.9	359.7	312.9
ORANGES	954.4	194.2	1.194.6			223.7			2.566.8	724.6	1.556.5	171.5	48.8	105.4
MANDARINES	525.8								525.8	56.6		33.7	3.9	
CHERRIES	187.2	52.7	50.9			64.8	10.6		366.3	147.0		74.3	29.4	
POMME GRANATES			10.7			2.8			13.5	0.3	0.4	3.4	0.07	0.1
BLUEBERRIES	1.2								1.2			0.6		
CURRANTS	0.2								0.2			0.2		
THOMPSON GRAPE	5.749.2	3.431.2	2.289.8	183.4	1.988.1	929.6	450.1	10.5	15.032	13.813	13.038	2.003.3	1.903.8	1.710.0
CRIMSON GRAPE	4.112.2	2.990.8	1.015.0	54.0	2.020.9	618.2	9.3		10.820	10.044	8.969.6	1.414.1	1.298.9	1.173.3
HAYWARD KIWI	1.097.4	598.6	5.287.9	434.6	1.090.8	1.390.8	474.6	169.3	10.544	8.462.6	7.722.7	1.115.8	921.9	850.5
R. GLOBE GRAPE	13.7	97.5	2.664.0	112.5		3.516.0	976.4	27.5	7.407.7	6.816.9	6.170.0	906.9	843.4	750.2
HASS AVOCADO	322.6	1.998.5	2.263.2		700.2		74.2		5.358.6	5.872.5	12.045	887.4	989.6	2.093.2
FLAME SDL GRAPE	2.097.7	1.455.4	24.2		510.0	31.8	22.4		4.141.5	4.362.8	3.494.6	525.6	556.7	432.3
CLEMENUL. CLEMEN	1.627.1	507.1	552.9		210.0	44.8			2.941.8	2.285.7	1.898.3	252.9	241.0	294.4
NAVELS ORANGE	864.7	72.8	997.3						1.934.7	456.8	1.016.5	131.5	31.5	69.0
SUGRAONE GRAPE	390.6	123.2	500.4		621.5		29.0		1.664.7	1.302.9	475.6	247.2	219.3	77.6
NOT DEF CLEMEN	714.4	61.7							776.1	546.1	103.5	96.5	116.4	18.5
NOT DEF AVOCADO	21.5	589.1	15.8						626.4	42.2	64.5	60.7	3.8	5.8
RALLI SDL. GRAPE	148.2	358.2			69.6				576.0	423.4	54.0	80.2	54.3	6.0
NAVEL LT. ORANGE	41.8	121.4	172.8			223.7			559.7	200.6	459.5	35.3	13.0	31.0
LINERS	5.751.1	4.060.3	13.348	198.0	4.426.2	6.982.3	1.892.4	252.0	36.910	29.222	30.853	4.467.8	3.829.7	4.363.9
CHARTERS	13.002	8.854.1	2.492.0	586.5	2.987.1				27.922	27.721	27.204	3.606.9	3.648.2	3.474.8
LAND FREIGHT			170.1				161.5		331.6	492.3	651.6	31.4	72.9	73.4
AIR FREIGHT	6.5	4.4	3.1			6.2	1.0		21.2	16.3	4.8	4.8	3.0	0.6
TOTAL TONS	2008-09	18.760	12.919	16.013	784.5	7.413.3	6.982.3	2.054.9	252.0	65.185				
	2007-08	16.272	8.776.4	14.973	1.641.5	7.387.6	6.193.2	2.152.8	55.5	57.452				
	2006-07	15.353	11.962	14.592	1.156.9	6.225.4	6.715.5	2.499.3	208.4		58.713			
TOTAL TH.CASES	2008-09	2.126.1	1.494.1	2.305.6	97.2	1.021.0	814.2	206.5	46.3			8.111.0		
	2007-08	2.008.2	1.027.3	2.338.5	190.2	1.021.5	735.2	226.0	6.8			7.553.7		
	2006-07	1.944.4	1.342.7	2.498.0	127.7	907.7	800.9	250.1	41.1					7.912.7

## Exports by Consignee

Season 2008/2009 (Tons)

CONSIGNEE	MKT	GRAPE	KIWIS	AVOCADO	CLEMEN	ORANGE	THOMPSON	CRIMSON	HAYWARD	R. GLOBE	HASS	TOTAL
Kopke Jr.Inc., William H.	NAM	16.242			108.2	24.0	7.501.0	5.090.4		1.7		16.614
To Order	NAM			744.3	1.819.6	754.4					322.7	3.318.4
Westfalia Marketing UK Ltd.	EUR		559.2	2.401.0					559.2		2.385.1	2.968.9
All Fresh Produce	NAM	2.557.6		215.0			993.8	970.3			193.5	2.772.7
Griffin & Brand Ltd.	EUR	2.655.0					1.142.8	868.7				2.655.0
Targ Ban Sp. z o.o.	EUR	1.390.9	488.0		269.3		349.4	257.8	488.0	774.4		2.148.2
SFI Rotterdam B.V.	EUR	1.732.8	317.1		91.9		974.2	161.5	317.1	340.2		2.143.7
Agricola Gloria Due S.R.L.	EUR	369.5	1.376.8			219.2	0.8		1.376.8	368.7		1.965.5
Global Trading Co.,Ltd	FAR	1.341.1	238.8			157.3	366.8	189.8	238.8	771.4		1.737.2
Stevco Inc.	NAM	1.518.1					311.7	397.1		97.5		1.518.1
Cultivar, S.A.	EUR	474.1	432.0	169.0		238.9	59.1		432.0	387.9	169.0	1.364.9
Fruteria, Inc.	FAR	1.005.4	312.0				207.1	63.5	312.0	716.1		1.317.4
Capespan	EUR	807.0			191.6	256.8	427.2	283.3				1.255.4
Pacific Rim International Brokerage Inc.	FAR	1.159.0	24.2			66.4	334.2	310.8	24.0	513.9		1.249.6
Eco Farms Avocado	NAM			1.220.0							1.095.6	1.220.0
International Produce Ltd.	EUR	1.170.9					486.9	301.7				1.170.9
Stellar Distribuiting, Inc.	NAM		934.6						934.6			934.6
Luis Vicente S.A.	EUR	378.9	528.0				9.3		528.0	369.6		906.9
Kingo Fruits Co., Ltd.	FAR	847.8						10.2		709.2		892.8
Seald Sweet LLC	NAM				434.2	96.0						848.0
Imporfénix Ltda.	LAT	793.6	32.2				5.6	9.3	24.0	751.6		836.5
Karsten Uk Ltd.	EUR	836.4					271.6	439.9				836.4
To Order	FAR	221.2	552.0		44.8		9.3	9.3	552.0	202.5		818.0
To Order	EUR	275.6	296.2		210.0		70.4	29.9	296.2	122.7		781.8
Others		5.672.5	4.461.3	1.235.7	555.1	753.8	1.510.6	1.426.8	4.461.3	1.280.4	1.192.7	12.911
TOTAL TONS	2008/2009	41.449.0	10.552.0	5.985.0	3.724.8	2.566.8	15.032.0	10.820.0	10.544.0	10.044.0	8.462.6	65.185
	2007/2008	39.076.0	8.678.9	5.914.7	2.854.1	724.6	13.813.0	10.044.0	8.462.6	6.816.9	5.872.5	57.452
	2006/2007	35.049.0	7.995.4	12.109.0	2.001.9	1.556.5	13.038.0	8.969.6	7.722.7	6.170.0	12.045.0	58.713
TOTAL TH.CASES	2008/2009	5.412.7	1.116.6	948.1	349.9	171.5	2.003.3	1.414.1	1.115.8	906.9	887.4	8.111.0
	2007/2008	5.170.6	947.8	993.5	359.7	48.8	1.903.8	1.298.9	921.9	843.4	989.6	7.553.7
	2006/2007	4.512.4	882.9	2.099.0	312.9	105.4	1.710.0	1.173.3	850.5	750.2	2.093.2	7.912.7

CHILEAN EXPORTERS



## Exports by Destination Market

Season 2008/2009 (Tons)

PRODUCE	NORTH AMERICA		EUROPE			FAR	MIDDLE	LATIN	TOTAL TONS			TOTAL TH.CASES			
	EAST	WEST	CONT	RUS	UK	EAST	EAST	AMERIC	2008-09	2007-08	2006-07	2008-09	2007-08	2006-07	
AVOCADOS	4,676.2	13,111	810.7		18.5			169.3	18,785	28,085	43,048	1,666.2	2,867.2	4,531.6	
TABLE GRAPES	8,027.8	7,109	2,472.4	1,016.7	678.7	2,282.0	157.4	70.8	15,417	14,402	15,724	1,858.9	1,749.0	1,913.0	
LEMONS	5,175.3	495.4				3,446.2			9,116.9	13,518	12,220	530.0	786.4	710.5	
APPLES	1,003.1		1,449.9		125.5	1,549.9	1,795.9	938.9	6,863.2	8,872.0	9,519.9	395.3	501.1	553.9	
ORANGES	720.5	686.2	4,674.7		144.8	395.3		163.7	6,785.2	2,950.7	4,515.4	436.9	185.2	289.6	
PLUMS	893.3	197.1	473.1	42.3	646.3		100.4		2,352.5	2,563.0	1,919.7	308.4	318.3	238.2	
GRAPEFRUITS			539.7					336.4	876.0	673.0	1,542.6	61.3	47.4	108.5	
NECTARINES	348.0	46.8	148.1		76.3				619.1	612.4	411.4	77.9	75.2	51.0	
PEARS		16.3	587.4						603.8	528.8	365.1	60.7	51.4	36.5	
BLUEBERRIES	325.5	17.8	67.7			3.4			414.4	245.9	132.7	178.8	131.8	76.7	
HASS AVOCADO	4,676.2	13,102	810.7		18.5			169.3	18,776	28,085	43,048	1,665.6	2,867.2	4,531.6	
GENOVA LEMON	5,175.3	495.4				3,446.2			9,116.9	13,518	11,902	530.0	786.4	691.8	
LANE LATE ORANGE	451.0	502.3	3,646.9		102.1	230.7		116.5	5,049.4	1,753.8	3,021.4	325.2	109.7	195.2	
RY. GALA APPLE	663.1		706.4		61.3	642.4	1,556.3	752.9	4,382.4	5,019.5	5,024.0	255.3	282.2	297.6	
THOMPSON GRAPE	2,621.9	115.8	719.1	381.1	273.2	126.1	57.5		4,294.6	3,891.5	3,285.8	500.6	470.3	398.1	
R. GLOBE GRAPE	292.1	7.1	1,312.2	429.2		1,539.4	100.0	70.8	3,750.8	3,347.9	4,250.7	458.2	408.3	521.6	
FLAME SDL GRAPE	2,656.7	258.2			137.7				3,052.6	3,134.0	3,466.1	374.4	380.8	422.9	
ANGELENO PLUM	422.6	37.0	405.0	31.6	458.7		58.1		1,412.9	1,360.3	1,074.9	181.7	161.7	132.2	
CRIMSON GRAPE	779.7	51.2	3.7	11.8	72.7	262.9			1,182.1	1,449.7	1,701.6	143.4	173.4	201.6	
FUJI APPLE	119.7		97.1			778.5		79.2	1,074.4	1,622.1	1,486.9	57.1	84.3	77.8	
SUGRAONE GRAPE	584.3	89.7	194.8	23.6	149.9				1,042.4	1,065.3	1,140.8	125.8	129.0	139.1	
STAR RUBY GRAPEFR.			539.7						336.4	876.0	673.0	1,542.6	61.3	47.4	108.5
NAVEL LT. ORANGE	19.1	116.7	556.1		12.7	103.8		11.9	820.3	254.3	682.3	52.2	16.2	43.6	
LINERS	12,167	6,360.4	11,182		1,671.9	7,708.7	484.4	1,031.8	40,606	40,265	48,963	3,366.5	3,488.7	4,767.7	
CHARTERS	9,341.3	9,035.0	117.2	1,059.0	18.1		1,569.4		21,140	32,666	41,642	2,252.8	3,309.4	4,029.5	
LAND FREIGHT								652.9	652.9	743.1	366.1	48.3	68.4	32.8	
AIR FREIGHT	122.3	69.4				3.4			195.1	149.5	194.8	30.9	18.9	24.1	
TOTAL TONS	2008-09	21,867	15,465	11,300	1,059.0	1,690.0	7,712.2	2,053.8	1,684.8	62,831					
	2007-08	19,764	24,537	10,816	189.2	3,335.3	11,235	1,817.6	2,128.2		73,823				
	2006-07	20,832	35,156	14,004	873.8	4,003.8	12,780	2,137.8	1,378.7			91,166			
TOTAL TH.CASES	2008-09	2,050.2	1,386.8	1,124.5	129.9	180.9	589.0	145.4	106.6			5,713.3			
	2007-08	1,885.9	2,163.1	1,323.2	24.4	412.0	797.8	135.3	143.5				6,885.3		
	2006-07	2,047.4	3,152.2	1,914.1	106.3	480.4	899.0	153.5	101.2					8,854.1	

## Exports by Consignee

Season 2008/2009 (Tons)

CONSIGNEE	MKT	AVOCADO	GRAPE	LEMON	APPLE	ORANGE	HASS	GENOVA	LANE LATE	RY. GALA	THOMPSON	TOTAL
To Order	NAM	16,741				21.4	16,741					16,762
Jac Vandenberg, Inc.	NAM		5,706.4	2,328.2	252.7	33.9		2,328.2	21.9	135.1	2,205.0	9,707.2
Mitsubishi Corporation	FAR		744.0	3,259.2		176.3		3,259.2	117.4		33.7	4,214.9
Indigo Fruit SAS	EUR		417.0		458.9	2,106.2			1,716.5	168.4	69.3	3,897.6
Earth Source Trading Inc.	NAM		353.3	2,575.9				2,575.9			77.9	2,934.0
Citronas B.V.	EUR		491.5		102.5	1,428.9			1,122.3	58.0	209.0	2,373.1
Mohammed A. Sharbatly Co. Ltd	MID		157.4		1,795.9					1,556.3	57.5	2,053.8
To Order	EUR	829.3	378.7		120.0	273.2	829.3		120.0		25.2	1,711.9
CMR Group	EUR		658.0			507.4			404.0		244.3	1,421.7
Imex Agro Inc.	NAM		193.5		222.8	634.0			436.0	181.1	5.4	1,222.4
Pro Fruit Marketing, Inc.	NAM		837.6								138.3	1,112.2
Zenlco S.A.	EUR		604.6		506.2					398.5	139.0	1,110.8
Dayka & Hackett LLC	NAM		788.4								145.8	788.4
A. Gomez Ltd.	EUR		449.2								183.7	714.3
OOO Stroi Time	EUR		655.7								355.9	698.0
Wal-Mart Stores, Inc.	NAM	22.4			485.3	92.7	22.4		61.1	325.5		683.2
Fisher Capespan	NAM			97.8		516.1		97.8	356.1			682.9
Unifrutti Of America, Inc.	NAM		478.5								133.0	644.3
Fresh Pacific & Vegetables	NAM			495.4		108.5		495.4	78.3			608.1
Armando Daniel Brunetti y Otros	LAT	169.3				104.5	169.3		67.7			591.3
Vanguard Marketing Services LLC	FAR		521.0								4.7	521.0
Lee Man Trading Company	FAR				429.0					408.6		429.0
Rio Vista Limitada	NAM	322.6			42.4		322.6			21.4		381.3
All Fresh Produce	NAM		227.5								29.1	376.9
Others			700.8	1,754.5	360.4	2,447.5	782.0	691.9	360.4	548.3	1,129.6	7,190.2
TOTAL TONS	2008/2009		18,785.0	15,417.0	9,116.9	6,863.2	6,785.2	18,776.0	9,116.9	5,049.4	4,382.4	62,831
	2007/2008		28,085.0	14,402.0	13,518.0	8,872.0	2,950.7	28,085.0	13,518.0	1,753.8	5,019.5	73,823
	2006/2007		43,048.0	15,724.0	12,220.0	9,519.9	4,515.4	43,048.0	11,902.0	3,021.4	5,024.0	91,166
TOTAL TH.CASES	2008/2009		1,666.2	1,858.9	530.0	395.3	436.9	1,665.6	530.0	325.2	255.3	5,713.3
	2007/2008		2,867.2	1,749.0	786.4	501.1	185.2	2,867.2	786.4	109.7	282.2	6,885.3
	2006/2007		4,531.6	1,913.0	710.5	553.9	289.6	4,531.6	691.8	195.2	297.6	8,854.1

## Exports by Destination Market

Season 2008/2009 (Tons)

PRODUCE	NORTH AMERICA		EUROPE			LATIN	FAR	TOTAL TONS			TOTAL TH.CASES		
	EAST	WEST	CONT	RUS	UK	AMERIC	EAST	2008-09	2007-08	2006-07	2008-09	2007-08	2006-07
TABLE GRAPES	14.269	6.877.7	1.904.1	766.9	796.5	1.160.4	1.599.7	27.374	29.244	25.278	3.436.2	3.667.9	3.169.6
PLUMS	1.590.8	721.7	354.5	145.6	545.4	2.183.6	198.3	5.739.9	4.757.0	3.308.3	644.3	519.6	348.3
CLEMENTINES	1.710.9	2.176.9	97.5		81.9	40.0	92.0	4.199.2	3.685.1	4.585.4	318.8	433.9	982.3
KIWIFRUIT	816.0	934.5	801.0	671.1	167.2	747.7	24.0	4.161.5	3.172.3	3.394.9	411.3	319.0	340.0
APPLES	1.458.1	51.0	306.7	364.9			848.5	2.237.7	3.252.9	6.754.5	6.114.9	178.1	363.0
PEACHES	1.943.8	31.3	68.0	62.4	105.5	970.2	6.8	3.188.1	4.116.7	3.155.1	323.5	417.9	331.0
NECTARINES	1.306.2	218.5	96.8	85.3	104.0	640.1	261.6	2.712.6	3.103.5	1.838.3	279.8	312.1	188.1
ORANGES	799.9	425.2	276.3		137.8	274.1	455.4	2.368.7	324.0	551.1	255.6	21.6	72.4
CHERRIES	601.2	396.5	14.3		3.5	121.4		1.136.9	1.855.8	823.6	188.9	325.6	133.8
PEARS	39.7	276.6	93.2	157.2		509.0		1.075.9	1.298.5	164.8	65.7	75.8	9.1
THOMPSON GRAPE	4.040.5	1.664.8	1.161.5	432.1	478.5	249.8	255.8	8.282.9	8.250.1	7.029.2	1.052.2	1.064.4	892.6
CRIMSON GRAPE	3.246.1	1.317.6	26.1	15.7	181.9	113.9	431.5	5.332.9	4.097.3	4.279.2	671.8	511.7	556.0
FLAME SDL GRAPE	3.088.2	1.383.2	241.7	17.3	101.0	2.5	17.6	4.851.5	4.544.9	3.760.5	613.4	568.9	467.0
CLEMENUL. CLEMENT	1.710.9	2.150.9	97.5		81.9	40.0	92.0	4.173.2	3.459.0	3.539.8	317.1	409.2	603.5
HAYWARD KIWIS	816.0	934.5	801.0	671.1	167.2	747.7	24.0	4.161.5	3.131.4	3.394.9	411.3	314.9	340.0
Q. ROSE GRAPE	1.845.2	752.0	22.8	23.6		19.9	140.1	2.803.6	4.134.7	3.531.3	361.4	524.5	453.9
R. GLOBE GRAPE	110.0	457.6	249.6	231.7		707.0	607.1	2.363.0	3.775.7	3.511.1	273.8	440.2	410.5
SUGRAONE GRAPE	1.173.1	697.5	201.4	15.0	35.2	17.6	45.5	2.185.1	1.963.2	1.538.6	277.5	254.1	189.2
LANE LATE ORANGE	493.9	193.7	231.9		137.8	268.3	375.4	1.701.1		170.2	160.8		22.0
RY. GALA APPLE	684.9		265.9	167.4		449.1		1.567.2	3.072.2	2.716.2	86.7	162.3	144.3
CONTANZA PLUM	209.5	192.5	149.2	18.7	153.7	498.8	117.5	1.339.9	1.001.2		156.6	107.5	
ANGELENO PLUM	261.8	59.1	124.0	45.7	163.2	528.3		1.182.0	567.6	569.8	141.4	65.4	61.2
BING CHERRY	599.7	396.5	14.3		3.5	121.4		1.135.4	1.855.8	818.1	188.6	325.6	132.9
CHARTERS	15.812	6.242.0	333.8	1.887.5	543.4			24.819	29.226	25.908	3.111.3	3.598.2	3.232.2
LINERS	6.419.4	6.149.2	3.671.4	389.1	1.394.9	3.525.8	2.898.8	24.448	24.061	20.634	2.509.2	2.462.0	2.539.3
LAND FREIGHT	380.9	27.3				4.190.3		4.598.5	2.845.4	1.672.2	478.9	317.3	187.6
AIR FREIGHT	2.302.9	36.9	14.3		3.5	21.1	6.8	2.385.5	3.643.6	2.678.2	229.2	353.7	264.3
TOTAL TONS	2008-09	24.997.7	12.455.4	4.019.4	2.276.6	1.941.8	7.737.1	2.905.6	56.333				
	2007-08	24.760	12.508	5.217.4	3.095.9	2.583.9	8.588.6	2.792.0		59.775			
	2006-07	18.841	14.753	4.370.1	500.9	3.236.9	5.913.1	3.123.1			50.892		
TOTAL TH.CASES	2008-09	2.818.5	1.444.7	478.9	229.4	220.5	777.0	367.0			6.336.0		
	2007-08	2.957.5	1.490.2	580.3	296.6	266.6	816.9	307.5				6.731.1	
	2006-07	2.110.9	2.287.0	497.1	55.0	312.4	551.5	398.7					6.223.3

## Exports by Consignee

Season 2008/2009 (Tons)

CONSIGNEE	MKT	GRAPE	PLUM	CLEMENT	KIWIS	APPLE	THOMPSON	CRIMSON	FLAME SDL	CLEMENUL.	HAYWARD	TOTAL
Aconex RT USA	NAM	8.091.9	1.441.4	2.271.6	995.3	471.5	1.580.9	1.642.2	1.614.1	2.250.0	995.3	15.406
Wal-Mart Stores, Inc.	NAM	9.608.5	486.0	656.5	262.4	1.017.2	2.848.4	2.505.6	1.882.0	656.5	262.4	13.312
F.P.D., Inc	NAM		385.2									2.682.2
Fisher Capespan	NAM	2.000.4		331.5			826.9	189.4	545.4	331.5		2.331.9
King Fresh Produce, L.L.C.	NAM	1.367.2			201.6		370.6	226.5	430.0		201.6	1.568.8
Frutera del Litoral Cia. Ltda.	LAT	118.8	267.8			396.2	26.6					1.264.9
To Order	EUR	471.8	19.6		393.6	108.3	176.1	30.6	9.4		393.6	1.107.5
International Produce Ltd.	EUR	546.8	242.4	62.4			365.7	146.7		62.4		1.084.4
To Order	NAM			452.7						448.3		812.5
L.P.D. Import. & Exportacao Ltda.	LAT	347.2	464.0		233.5	68.8	114.5	91.6			233.5	1.486.4
Costco Korea Ltd.	FAR	574.8	8.8				147.2	171.5				765.7
Alexport B.V.	EUR	411.8	2.2		224.0	61.1	247.1	17.7	19.5		224.0	712.9
Capespan	EUR	214.2	221.0	97.5			185.7			97.5		683.9
Putruele Hnos.S.A.A.I.C.	LAT	38.6	196.4		131.0	14.3					131.0	663.2
Primafruit	EUR	205.0	254.3		59.8		98.7	4.6	101.0		59.8	633.6
Agricola Gloria Due S.R.L.	EUR	88.6	63.4		336.0		60.2				336.0	613.6
Consorfrut Polska SP.	EUR	206.6	14.1		181.7	21.4	138.4		24.8		181.7	547.4
Costco President Taiwan Inc.	FAR	311.9		92.0			11.1	173.1	8.7	92.0		500.5
Fruticola Irmaos Faisao Ltda.	LAT		112.3		162.1	45.7					162.1	474.7
Frutera Del Litoral Colombia	LAT	75.3	35.6			67.2						448.4
RGS Company Ltd.	EUR	160.7	107.9		10.4	67.5	84.1	7.9	0.8		10.4	398.1
Costco Wholesale Japan Ltd.	FAR	302.4					18.6	86.9	8.9			397.1
Edeka Fruchtkontor GmbH	EUR	372.3					253.3		37.3			372.3
Others		1.859.3	1.417.6	235.0	970.1	913.6	728.8	38.6	169.6	235.0	970.1	8.065.4
TOTAL TONS	2008/2009	27.374.0	5.739.9	4.199.2	4.161.5	3.252.9	8.282.9	5.332.9	4.851.5	4.173.2	4.161.5	56.333
	2007/2008	29.244.0	4.757.0	3.685.1	3.172.3	6.754.5	8.250.1	4.097.3	4.544.9	3.459.0	3.131.4	59.775
	2006/2007	25.278.0	3.308.3	4.585.4	3.394.9	6.114.9	7.029.2	4.279.2	3.760.5	3.539.8	3.394.9	50.892
TOTAL TH.CASES	2008/2009	3.436.2	644.3	318.8	411.3	178.1	1.052.2	671.8	613.4	317.1	411.3	6.336.0
	2007/2008	3.667.9	519.6	433.9	319.0	363.0	1.064.4	511.7	568.9	409.2	314.9	6.731.1
	2006/2007	3.169.6	348.3	982.3	340.0	333.5	892.6	556.0	467.0	603.5	340.0	6.223.3



www.greenvic.cl  
RUT: 78335990-1  
Av. Apoquindo 4775 Of. 1601  
Las Condes, Santiago

Greenvic Comercial S.A.  
Phone: 56 (2) 7074200  
Fax: 56 (2) 7074250  
e-mail: rdelsante@greenvic.cl  
Contact: Rodrigo del Sante

## Exports by Destination Market

Season 2008/2009 (Tons)

PRODUCE	NORTH AMERICA		EUROPE			LATIN	FAR	MIDDLE	TOTAL TONS			TOTAL TH.CASES		
	EAST	WEST	CONT	RUS	UK	AMERIC	EAST	EAST	2008-09	2007-08	2006-07	2008-09	2007-08	2006-07
APPLES	8.888.0	3.752.5	8.090.6	326.0	1.529.2	1.301.8	380.0	335.0	24.603	29.446	32.170	1.429.8	1.727.7	1.880.7
KIWIFRUIT	884.9	286.1	4.343.9	152.9	704.2	594.7	120.0	17.4	7.104.1	6.150.3	4.592.9	793.0	667.0	484.4
TABLE GRAPES	2.077.9	427.8	2.076.7	96.3	22.8	752.3	273.6		5.727.5	6.509.5	4.626.4	807.5	971.4	685.7
PEACHES	2.673.7	525.0	124.9		15.8	1.361.8			4.701.2	5.931.5	6.225.1	566.9	715.7	724.2
NECTARINES	2.257.7	493.9	830.5		206.7	604.8	108.1		4.501.7	5.446.5	3.821.1	598.9	725.8	506.8
PLUMS	1.405.9	127.6	1.220.3		616.9	815.2	79.2	67.7	4.332.9	3.464.5	2.856.9	594.3	504.3	386.9
PEARS	408.2	37.2	927.9	69.1		985.9		188.2	2.616.4	3.058.3	3.155.4	170.8	211.6	211.2
CHERRIES	333.4	48.0	28.1			44.4	1.9		455.7	408.5	263.1	95.2	81.6	52.7
AVOCADOS		214.4	235.5						449.9	720.9	642.2	67.7	109.5	115.7
NASHI PEARS	68.2		58.6			62.0			188.7	314.0	214.5	31.0	55.4	32.4
RY. GALA APPLE	3.986.1	1.430.8	3.088.0		563.7	661.4	10.2	110.3	9.850.6	10.552	12.135	549.0	597.4	690.2
HAYWARD KIWIS	864.1	286.1	4.318.8	152.9	704.2	590.2	120.0	17.4	7.053.7	6.128.3	4.564.3	788.0	664.8	481.5
GRANNIES APPLE	1.734.4	206.5	1.891.8	107.7	281.0	81.0	8.2	224.7	4.535.3	5.610.2	5.955.1	253.3	316.4	330.7
C. PINK APPLE	1.226.5	969.5	1.517.3	144.0	157.7	9.4			4.024.4	2.981.7	4.198.9	230.4	172.4	257.5
PINK L. APPLE	584.0	428.3	909.4		494.1				2.415.9	4.597.0	3.105.4	189.3	323.1	231.5
FUJI APPLE	916.4	553.2	121.6			197.6	247.2		2.036.0	4.609.9	5.229.8	110.1	250.2	280.8
R. GLOBE GRAPE	67.3	63.3	686.8	49.1		675.9	177.1		1.719.5	1.339.4	902.3	210.0	191.0	116.2
CRIMSON GRAPE	863.3	89.4	460.7		13.6	37.8	41.3		1.506.0	1.919.2	1.506.8	217.5	284.4	232.0
ANGELENO PLUM	360.4		312.6		349.2	395.7		67.7	1.485.6	1.138.3	906.8	184.5	159.1	118.0
THOMPSON GRAPE	604.3	169.6	412.6	15.7		19.4	55.2		1.276.9	1.674.2	1.084.9	187.1	241.5	165.9
D'ANJOU PEAR	6.2		432.1			310.2		188.2	936.7	1.202.5	1.434.2	67.1	84.5	101.1
PACKHAMS PEAR			391.8	34.6		459.1			885.5	842.2	1.118.7	54.2	53.5	72.4
AUG. RED NECTARIN	465.9	35.3	35.8		49.6	137.2			723.9	762.5	457.7	90.0	100.5	55.7
LINERS	9.904.7	4.328.2	17.439		3.109.5	5.597.2	961.0	244.0	41.583	38.526	40.700	3.572.8	3.226.0	3.245.4
CHARTERS	8.690.6	1.583.7	488.8	644.4	5.5			364.3	11.777	21.909	16.881	1.487.6	2.424.6	1.727.4
LAND FREIGHT						963.1			963.1	715.7	779.7	107.2	84.1	73.1
AIR FREIGHT	122.9	22.6	48.0		0.3		2.0		195.8	443.0	340.6	41.5	63.6	53.8
TOTAL TONS	2008-09	19.118	5.934.5	17.975	644.4	3.115.2	6.560.3	963.0	608.3	54.919				
	2007-08	21.909	5.706.6	21.600	1.444.9	3.845.4	4.791.9	1.591.1	704.2		61.593			
	2006-07	18.458	5.526.8	20.737	1.369.6	3.972.3	6.279.3	1.161.5	1.196.2		58.702			
TOTAL TH.CASES	2008-09	1.793.5	471.3	1.936.1	48.7	275.1	571.8	85.3	49.1			5.230.8		
	2007-08	2.018.6	484.6	2.249.1	121.2	312.9	426.8	117.8	67.1				5.798.2	
	2006-07	1.646.4	420.0	1.895.8	97.1	316.4	564.7	76.2	83.0					5.099.7

## Exports by Consignee

Season 2008/2009 (Tons)

CONSIGNEE	MKT	APPLE	KIWIS	GRAPE	PEACH	NECTARIN	RY. GALA	HAYWARD	GRANNIES	C. PINK	PINK L.	TOTAL	
Loblaws Companies East Prod.	NAM	3.765.3	716.9	732.4	920.5	1.109.1	2.415.1	716.9	928.7	329.3	0.04	8.406.6	
Kopke Jr.Inc., William H.	NAM		41.6	628.9	1.462.1	870.2		41.6				3.730.0	
OGL Food Trade GmbH	EUR	1.133.6	780.2	43.6			409.3	780.2	282.3	287.7	0.02	2.500.0	
Everfresh Group AB	EUR	1.476.2		255.9		91.3	873.6		299.4	302.5		2.391.7	
Awe Sum Organics	NAM	2.093.0					501.4		295.1	324.4	444.4	2.157.1	
Frutas E. Sánchez S.L.	EUR	568.7	1.076.3	97.0	59.9	104.2	161.0	1.076.3	212.0	21.2	47.7	2.085.4	
CF Fresh	NAM	1.977.7					420.1		371.9	97.7	449.1	1.977.7	
LordMayor S.A. de C.V.	LAT		360.0	227.3	883.0	276.2		360.0				1.944.5	
Bama	EUR	1.096.4		747.1		18.9	347.4			736.2		1.897.7	
Wescott Agri Products	NAM	1.747.6					449.4		160.5	817.6	65.4	1.747.6	
Global Fruit Point GmbH	EUR	915.3		140.1	32.8	138.9	233.7		240.4	121.4	166.9	1.505.7	
Van Dijk Foods Belgium N.V.	EUR	707.5	120.0	88.9		187.5	118.2	120.0	283.9	2.6	281.5	1.460.9	
Total Produce B.V.	EUR	1.089.7	320.7				408.2	320.7	259.6	126.3	295.5	1.410.7	
Hillfresh International B.V.	EUR	188.1	712.9	59.6	0.9	136.6	109.7	687.8	47.9	5.4	15.6	1.311.0	
Western Grocers Vancouver	NAM	1.027.2	265.3				1.008.9	265.3	18.3			1.292.5	
Pro Fruit Marketing, Inc.	NAM			366.7	275.4	189.0						916.0	
Imporfénix Ltda.	LAT	287.2		42.2	42.4	41.3	65.7		50.0			879.5	
Hage International B.V.	EUR	207.8	358.3	25.7	12.9	123.3	100.6	358.3	89.7	2.6	14.9	866.4	
Unifresh Marketing Llc	NAM			292.0	131.9	145.1						613.6	
Pomina Enterprise Co., Ltd.	FAR	189.9	96.0	158.5		108.1		96.0				607.7	
A. Gomez Ltd.	EUR					15.8	206.7					584.5	
Univeg Katope France	EUR	511.0	72.0				117.9	72.0	125.7		267.4	583.0	
Vip Marketing, Inc.	NAM		20.8	188.5	132.2	153.1		20.8				540.4	
Spreafico Francesco e F.lli SPA	EUR		452.9	17.7	11.4	19.8		452.9				527.1	
Others			5.620.9	1.710.2	1.615.4	719.9	582.4	2.110.3	1.684.9	869.7	849.5	367.4	12.982
TOTAL TONS	2008/2009		24.603.0	7.104.1	5.727.5	4.701.2	4.501.7	9.850.6	7.053.7	4.535.3	4.024.4	2.415.9	54.919
	2007/2008		29.446.0	6.150.3	6.509.5	5.931.5	5.446.5	10.552.0	6.128.3	5.610.2	2.981.7	4.597.0	61.593
	2006/2007		32.170.0	4.592.9	4.626.4	6.225.1	3.821.1	12.135.0	4.564.3	5.955.1	4.198.9	3.105.4	58.702
TOTAL TH.CASES	2008/2009		1.429.8	793.0	807.5	566.9	598.9	549.0	788.0	253.3	230.4	189.3	5.230.8
	2007/2008		1.727.7	667.0	971.4	715.7	725.8	597.4	664.8	316.4	172.4	323.1	5.798.2
	2006/2007		1.880.7	484.4	685.7	724.2	506.8	690.2	481.5	330.7	257.5	231.5	5.099.7

## Exports by Destination Market

Season 2008/2009 (Tons)

PRODUCE	NORTH AMERICA		EUROPE			FAR	LATIN	MIDDLE	TOTAL TONS			TOTAL TH.CASES		
	EAST	WEST	CONT	RUS	UK	EAST	AMERIC	EAST	2008-09	2007-08	2006-07	2008-09	2007-08	2006-07
AVOCADOS	5,555.8	17,937	3,204.3		1,776.7	281.9	564.2		29,320	30,801	41,573	2,915.0	3,177.1	4,444.5
ORANGES	965.9	430.8	3,950.4		40.6	4,732.0	248.8	267.2	10,636	6,821.6	8,985.0	657.6	405.9	528.2
LEMONS	1,089.8	1,486.4	74.3			3,058.9		384.3	6,093.6	10,299	8,774.0	357.5	598.8	510.2
KIWIFRUIT	364.3	934.3		42.5		421.9	78.4	41.1	1,904.5	1,867.9	2,241.7	216.5	212.6	243.5
CLEMENTINES	430.8	877.8	15.0		99.1	71.1		45.6	1,539.5	718.8	978.4	145.3	56.0	140.9
MANDARINES	78.0	19.5					9.8		107.3			7.2		
CHERIMOYAS	49.9						2.5		52.4	36.6	80.6	11.7	8.1	17.9
APPLES			17.4		21.4				38.8			2.6		
NASHI PEARS										367.1	674.9		108.1	179.5
GRAPEFRUITS											170.6			11.6
HASS AVOCADO	5,535.6	17,915	3,183.2		1,776.7	281.8	564.2		29,257	30,543	41,257	2,906.6	3,147.6	4,371.4
LANE LATE ORANGE	621.8	219.9	2,995.9			3,401.3	163.2	113.3	7,515.3	4,200.1	5,995.8	467.0	251.0	351.9
GENOVA LEMON	1,089.8	1,486.4	74.3			3,058.9		384.3	6,093.6	10,249	8,749.3	357.5	595.9	508.8
HAYWARD KIWIS	364.3	934.3		42.5		421.9	78.4	41.1	1,904.5	1,867.9	2,241.7	216.5	212.6	243.5
CLEMENUL CLEMENT	430.8	877.8	15.0		99.1	71.1		45.6	1,539.5	718.8	978.4	145.3	56.0	140.9
FUKUMOTO ORANGE	104.4	168.4	98.4			348.2	0.2	82.3	801.8	939.7	490.5	50.9	56.6	28.6
AT.NAVEL ORANGE	46.6	19.8	249.6			314.1	14.5		644.7	214.6	748.4	38.5	12.7	43.5
NAVEL LT. ORANGE	23.0		53.3			359.4	16.6	4.8	457.1	394.4	429.9	25.3	21.7	23.7
PAR. WASH. ORANGE	57.9	20.0	286.3			50.2	10.8	6.4	431.7	408.5	251.0	27.6	24.8	14.8
NEW HALL ORANGE	77.9		116.3			1.6	36.1	55.0	286.9	111.3	61.6	17.9	6.5	3.6
SP. NAVEL ORANGE	14.7	2.3	77.0			162.6	6.4	1.4	264.4	330.3	342.4	15.8	19.5	20.1
FORTUNE MAND.	78.0	19.5					9.8		107.3			7.2		
CARA ORANGE	16.8		53.8			7.5	0.8	3.3	82.3	46.1	14.7	5.1	2.7	0.9
LINERS	7,703.9	7,924.0	7,201.8		1,937.9	8,565.7	174.8	738.2	34,268	30,171	36,508	2,951.0	2,671.5	3,623.5
CHARTERS	364.3	13,695		42.5					14,101	20,300	26,596	1,245.8	1,848.3	2,406.1
LAND FREIGHT							728.8		728.8	347.2	290.2	63.9	32.9	28.0
AIR FREIGHT	60.7	67.0				0.03			127.7	93.5	84.3	18.2	13.8	18.8
TOTAL TONS	2008-09	8,534.6	21,686	7,261.4	42.5	1,937.9	8,565.8	903.6	738.2	49,692				
	2007-08	6,510.8	24,495	9,679.7		2,123.8	7,694.0	408.2		50,912				
	2006-07	7,790.6	32,223	10,208		1,641.7	11,232	382.5			63,478			
TOTAL TH.CASES	2008-09	634.4	1,827.5	937.0	4.5	209.7	563.7	78.0	56.2			4,313.3		
	2007-08	449.7	2,125.1	1,159.2		267.3	525.2	40.0					4,566.6	
	2006-07	642.4	2,873.8	1,496.9		233.6	790.6	39.0						6,076.3

## Exports by Consignee

Season 2008/2009 (Tons)

CONSIGNEE	MKT	AVOCADO	ORANGE	LEMON	KIWIS	CLEMEN	HASS	LANE LATE	GENOVA	HAYWARD	CLEMENUL	TOTAL
To Order	NAM	7,774.1	305.4	1,139.6		1,133.4	7,753.9	14.6	1,139.6		1,133.4	10,353
Index Fresh, Inc.	NAM	6,006.7					6,006.7					6,006.7
To Order	FAR		1,721.3	2,152.4	111.6	62.4		1,150.0	2,152.4	111.6	62.4	4,047.8
Vanguard Marketing Services LLC	FAR	142.0	2,667.7	788.9			142.0	2,037.7	788.9			3,598.6
Mission Produce, Inc.	NAM	3,131.6					3,131.6					3,131.6
Wal-Mart Stores, Inc.	NAM	2,375.1					2,375.1					2,375.1
Hermanos Fernández López S.A.	EUR		1,931.7			9.4		1,558.0			9.4	1,941.1
Mc. Daniel Fruit Company	NAM	1,887.8					1,887.8					1,887.8
To Order	EUR	1,042.3	623.3			84.1	1,042.3	189.3			84.1	1,749.8
Mack Multiples	EUR	1,082.0					1,082.0					1,082.0
Wes Pak Sales, Inc.	NAM	1,049.7					1,028.2					1,049.7
Henry Avocado Corp.	NAM	1,009.2					1,009.2					1,009.2
Trinity Fruit Sales Co.	NAM			173.4	706.6	23.5			173.4	706.6	23.5	903.4
North American Produce Buyer Inc	NAM		768.9					547.2				768.9
To Order	MID		218.9	384.3	22.2	45.6		71.2	384.3	22.2	45.6	671.0
Royal Vista Marketing	NAM			644.0					644.0			644.0
Malet Azoulay UK Limited	EUR	482.7					482.7					482.7
Elqui Imports S.A.	EUR	380.4	101.4				359.2	82.7				481.8
Socomo S.A.	EUR		455.1					426.0				455.1
DNE World Fruit Sales	NAM			322.0		62.0			322.0		62.0	442.5
Putruefe Hnos.S.A.A.I.C.	LAT	358.9	22.5				358.9	20.9				383.9
ICA Sverige AB	EUR	337.9					337.9					337.9
The Oppenheimer Group	NAM				312.0	19.5				312.0	19.5	331.5
Stellar Distributing, Inc.	NAM				280.1					280.1		280.1
Others		2,259.1	1,819.4	489.2	472.2	99.5	2,259.1	1,417.8	489.2	472.2	99.5	5,276.8
TOTAL TONS	2008/2009	29,320.0	10,636.0	6,093.6	1,904.5	1,539.5	29,257.0	7,515.3	6,093.6	1,904.5	1,539.5	49,692
	2007/2008	30,801.0	6,821.6	10,299.0	1,867.9	718.8	30,543.0	4,200.1	10,249.0	1,867.9	718.8	50,912
	2006/2007	41,573.0	8,985.0	8,774.0	2,241.7	978.4	41,257.0	5,995.8	8,749.3	2,241.7	978.4	63,478
TOTAL TH.CASES	2008/2009	2,915.0	657.6	357.5	216.5	145.3	2,906.6	467.0	357.5	216.5	145.3	4,313.3
	2007/2008	3,177.1	405.9	598.8	212.6	56.0	3,147.6	251.0	595.9	212.6	56.0	4,566.6
	2006/2007	4,444.5	528.2	510.2	243.5	140.9	4,371.4	351.9	508.8	243.5	140.9	6,076.3

### Exports by Destination Market

Season 2008/2009 (Tons)

PRODUCE	NORTH AMERICA		EUROPE			FAR	LATIN	MIDDLE	TOTAL TONS		TOTAL TH.CASES	
	EAST	WEST	CONT	RUS	UK	EAST	AMERIC	EAST	2008-09	2007-08	2008-09	2007-08
TABLE GRAPES	9.190.9	3.797.6	4.806.0	3.774.6		1.193.4	260.4	96.3	23.119	25.551	2.897.2	3.300.6
APPLES	2.197.1	52.6	2.333.3	2.742.0	35.0	2.596.3	1.544.2	463.0	11.964	13.023	654.0	752.3
PEACHES	817.3	427.4	370.4	47.2			708.7		2.371.0	3.714.5	285.7	461.9
PLUMS	653.2	176.3	534.2	68.5		129.6	189.2		1.751.1	2.760.3	257.0	374.4
NECTARINES	433.3	88.4	308.8	85.9			345.4		1.261.8	1.978.3	159.9	272.2
PEARS	115.2		329.0	152.1			188.9		785.2	1.883.6	46.8	138.4
CLEMENTINES	357.7	43.2	111.4				20.8		533.1	218.2	42.9	21.4
KIWIFRUIT	20.8			306.8					327.6	215.0	32.8	21.6
NASHI PEARS			26.8				243.5		270.2	281.1	44.2	64.5
CHERRIES	71.8	2.4	36.0			42.1	3.7		156.0	513.6	35.7	109.8
R. GLOBE GRAPE	1.171.2	338.5	2.592.6	1.828.2		1.131.4	258.6	77.8	7.398.3	7.541.4	903.8	951.5
THOMPSON GRAPE	3.213.2	1.402.0	1.206.1	1.373.0		62.0	0.9	18.5	7.275.5	8.601.4	920.3	1.131.4
CRIMSON GRAPE	2.937.4	1.160.5	528.8	126.6					4.753.4	4.531.6	597.1	568.8
RY. GALA APPLE	1.632.1	52.6	1.332.8	15.2	35.0	102.1	523.3	47.1	3.740.4	4.530.0	209.3	285.7
FUJI APPLE	498.4		225.8			1.870.9	121.9		2.717.1	1.180.8	148.7	63.0
GRANNIES APPLE			474.3	1.351.3			148.7	42.8	2.017.1	1.413.3	110.7	76.7
RED CHIEF APPLE			80.5	888.0		349.1	358.7	142.9	1.819.2	2.734.6	94.9	149.2
SUGRAONE GRAPE	823.8	407.6	251.5						1.482.9	932.9	197.5	137.0
RICH. D. APPLE			177.0	357.0		263.9	391.5	230.1	1.419.5	2.669.1	76.6	148.0
FLAME SDL GRAPE	652.2	387.8	82.2	90.5					1.212.7	2.019.4	148.1	253.7
ANGELENO PLUM	197.2	6.7	240.0	47.8		129.6	56.3		677.5	972.8	100.1	134.1
PACKHAMS PEAR	115.2		329.0	48.4			184.3		676.9	1.402.0	40.8	88.8
REDTOP PEACH	197.4	121.3	98.1				158.3		575.1	56.8	72.8	7.4
CHARTERS	10.156	3.308.7	2.338.8	7.041.0		590.0			23.435	32.590	2.629.7	3.822.6
LINERS	3.201.4	1.279.2	6.469.7	136.1	35.0	3.349.8	3.051.9	559.2	18.082	16.237	1.684.1	1.491.7
AIR FREIGHT	500.0		48.9			21.6	2.5		572.9	910.3	86.3	154.3
LAND FREIGHT							450.4		450.4	496.4	56.4	62.6
TONS	2008-09	13.857	4.588.0	8.857.3	7.177.1	35.0	3.961.4	3.504.7	559.2	42.540		
	2007-08	11.905	4.598.6	9.506.6	10.981	1.169.9	3.058.7	4.634.4	4.380.0	50.234		
TH.CASES	2008-09	1.531.6	560.4	1.072.3	672.8	2.8	300.7	280.2	35.8		4.456.6	
	2007-08	1.445.6	579.8	1.229.3	1.165.2	197.9	245.0	380.4	288.0			5.531.3

### Exports by Consignee

Season 2008/2009 (Tons)

CONSIGNEE	MKT	GRAPE	APPLE	PEACH	PLUM	NECTARIN	R. GLOBE	THOMPSON	CRIMSON	RY. GALA	FUJI	TOTAL	
The Oppenheimer Group	NAM	3.075.3	1.105.4	243.6	265.1	80.0	293.6	1.070.3	1.140.2	579.8	477.3	4.899.1	
Dandrea Produce Inc.	NAM	2.415.2	426.3	230.9	147.8	97.3	314.8	989.8	631.6	407.0	19.4	3.574.5	
Pro Fruit Marketing, Inc.	NAM	2.233.8		213.4	190.0	73.1	287.4	783.5	767.7			2.731.0	
To Order	EUR	1.559.6	584.5	24.8	63.0	33.5	747.6	668.2	18.5	42.8		2.417.2	
Ooo Star Fruit	EUR	1.203.5	949.9		8.0	5.0	512.1	453.3	108.1			2.347.8	
All Fresh Produce	NAM	1.778.8		208.9	82.2	44.2	132.3	631.9	528.8			2.115.0	
Frucom Hamburg GmbH & Co	EUR	1.104.2	775.6		32.3		456.2	362.4	196.0	339.0	5.1	1.912.2	
Crown Fruits Enterprise Co.	FAR	310.0	1.374.9		64.8		268.6	41.3		20.4	1.344.2	1.766.6	
SFI Rotterdam B.V.	EUR	899.5	299.6	23.4	234.5	92.5	166.6	333.5	267.8	235.4		1.640.7	
Fisher Capespan	NAM	975.1	310.3	15.4			95.1	317.5	295.9	310.3		1.429.3	
Dole Fresh Fruit Co.	NAM	1.063.8	233.4				155.2	225.3	345.4	213.3	1.8	1.297.2	
Unifresh Marketing Llc	NAM	1.002.6		150.8	30.9	25.6	136.9	394.4	305.2			1.222.5	
Frutexport, S.A.	EUR	494.4	260.6	105.7	21.2	131.4	494.4			13.6	124.4	1.173.7	
Consortruit Polska SP.	EUR	698.9	281.4			8.3	516.5	182.3				1.141.7	
Luis Vicente S.A.	EUR	532.7	196.2	107.4	33.9	41.5	516.0	16.7		42.8	96.3	1.012.8	
BRDR Lembcke A/S	EUR	282.9	520.4		114.1		4.3	85.6	65.0	515.1		925.8	
Basesurcorp S.A.	LAT	61.5	351.7	281.4		67.6	61.5			238.8		762.2	
Solfruit International B.V.	EUR	612.9	85.6		27.9		419.9	193.0		64.2		726.3	
Imporfénix Ltda.	LAT		465.5	14.3	11.9	33.5				44.5	74.5	686.3	
Contel Fresh, Inc.	NAM	151.5		181.8	113.6	201.4	15.7	70.3	31.5			666.9	
Fruit Brothers	EUR	202.0	308.1				95.9	106.2				510.2	
OOO Vostok	EUR	281.0	108.9	5.8	28.1	12.5	145.6	20.9		15.2		458.0	
Ten International, Inc.	FAR	186.0	228.2				186.0				228.2	418.8	
To Order	FAR	226.2	171.6				226.2				103.7	397.8	
Others		1.767.8	2.925.2	563.4	281.8	314.2	1.149.9	329.1	51.7	658.0	242.2	6.306.4	
TONS	2008/2009		23.119.0	11.964.0	2.371.0	1.751.1	1.261.8	7.398.3	7.275.5	4.753.4	3.740.4	2.717.1	42.540
	2007/2008		25.551.0	13.023.0	3.714.5	2.760.3	1.978.3	7.541.4	8.601.4	4.531.6	4.530.0	1.180.8	50.234
TH.CASES	2008/2009		2.897.2	654.0	285.7	257.0	159.9	903.8	920.3	597.1	209.3	148.7	4.456.6
	2007/2008		3.300.6	752.3	461.9	374.4	272.2	951.5	1.131.4	568.8	285.7	63.0	5.531.3

## Exports by Destination Market

Season 2008/2009 (Tons)

PRODUCE	EUROPE			NORTH AMERICA		LATIN	FAR	MIDDLE	TOTAL TONS			TOTAL TH.CASES		
	CONT	RUS	UK	EAST	WEST	AMERIC	EAST	EAST	2008-09	2007-08	2006-07	2008-09	2007-08	2006-07
TABLE GRAPES	5,792.5	389.4	786.2	8,477.9	1,479.2	336.6	653.1	66.2	17,981	13,061	15,064	2,538.0	1,893.5	2,153.2
APPLES	5,716.6	303.7	1,182.3	3,152.1	174.6	1,711.6	688.7		12,930	15,827	30,854	819.1	976.0	1,960.3
PEARS	3,393.0		129.2	253.6	528.3	565.0	23.0		4,892.1	5,679.5	9,194.5	365.1	409.9	642.0
KIWI FRUIT	1,367.5	170.9	47.0	62.4	48.0	348.8	36.9		2,081.5	2,412.9	2,917.1	228.1	242.1	291.5
NECTARINES	240.9			233.8	334.0		108.0		916.8	1,026.9	1,892.6	113.0	140.1	257.0
CHERRIES	246.1			285.2	215.6	2.7	166.2		915.8	2,093.0	979.5	181.6	404.9	190.5
PLUMS	353.0		41.6	130.4	40.7	121.2	86.4		773.2	937.7	1,281.6	113.1	148.4	191.1
PEACHES	22.7			226.7	84.7	17.3			351.4	554.7	1,237.4	44.3	74.1	160.3
APRICOTS	14.1			11.7	17.3				43.2	56.1	71.6	7.7	9.6	11.5
CURRANTS											0.02			0.01
THOMPSON GRAPE	2,072.3	340.2	260.0	2,426.4	448.0	6.4			5,553.3	3,990.9	4,251.4	866.8	631.3	648.6
GRANNIES APPLE	2,432.6	285.3	554.0	918.3	21.4	436.2			4,647.8	6,170.1	9,362.9	278.3	385.4	587.7
RY. GALA APPLE	1,416.0		404.0	1,847.6		615.1	61.3		4,344.1	4,554.1	10,034	267.7	272.9	610.4
R. GLOBE GRAPE	2,101.7	34.1		99.5		327.9	541.0		3,104.2	1,930.3	2,104.3	408.5	280.6	296.0
PACKHAMS PEAR	2,147.6		129.2	64.5	285.1	430.8	23.0		3,080.4	3,518.0	6,070.6	202.6	230.0	382.8
SUGRAONE GRAPE	1,021.4		171.7	1,544.7	292.6				3,030.4	2,379.3	2,140.0	447.8	348.4	324.7
CRIMSON GRAPE	157.3	15.1	271.7	1,401.9	350.5	1.2			2,197.7	1,492.7	2,542.4	280.9	207.4	358.9
HAYWARD KIWI	1,367.5	170.9	47.0	62.4	48.0	348.8	36.9		2,081.5	2,292.9	2,917.1	228.1	230.1	291.5
FLAME SDL GRAPE	13.4		81.4	1,438.4	199.2				1,732.3	1,280.1	1,104.0	213.8	154.8	132.5
C. PINK APPLE	832.5		180.9	82.3	67.2				1,162.8	991.5	1,525.8	103.4	71.5	111.7
FUJI APPLE	208.9			159.7	64.6	33.3	627.5		1,094.0	1,063.4	2,750.9	68.6	59.8	171.8
BING CHERRY	246.1			277.3	194.7	2.7	164.9		885.7	2,004.6	968.3	175.6	387.2	188.3
RED CHIEF APPLE	315.3					465.8			781.0	804.0	791.4	45.8	45.9	51.7
CHARTERS	9,218.1	750.3	1,501.7	9,073.0	1,830.5		31.8		22,405	21,767	37,752	2,593.4	2,510.5	3,828.9
LINERS	7,447.5	113.7	684.6	3,578.5	1,077.1	2,632.9	1,721.7	66.2	17,322	18,599	24,033	1,662.5	1,620.3	1,840.0
LAND FREIGHT	433.9					467.7			901.6	803.8	1,276.8	106.8	74.7	105.0
AIR FREIGHT	46.8			182.4	14.8	2.7	8.8		255.5	479.1	430.3	47.3	93.0	83.4
<b>TOTAL TONS</b>	<b>2008-09</b>	<b>17,146</b>	<b>864.0</b>	<b>2,186.3</b>	<b>12,834</b>	<b>2,922.5</b>	<b>3,103.2</b>	<b>1,762.4</b>	<b>66.2</b>	<b>40,885</b>				
	<b>2007-08</b>	<b>19,081</b>	<b>250.2</b>	<b>2,276.7</b>	<b>12,600</b>	<b>2,778.5</b>	<b>2,540.2</b>	<b>1,260.2</b>		<b>860.3</b>	<b>41,648</b>			
	<b>2006-07</b>	<b>29,928</b>	<b>422.2</b>	<b>3,890.3</b>	<b>18,827</b>	<b>4,780.8</b>	<b>4,165.7</b>	<b>1,438.3</b>		<b>39.9</b>		<b>63,493</b>		
<b>TOTAL TH.CASES</b>	<b>2008-09</b>	<b>2,053.2</b>	<b>95.7</b>	<b>200.6</b>	<b>1,333.9</b>	<b>332.9</b>	<b>194.1</b>	<b>184.9</b>	<b>14.7</b>			<b>4,410.0</b>		
	<b>2007-08</b>	<b>2,077.1</b>	<b>16.1</b>	<b>220.5</b>	<b>1,299.8</b>	<b>336.7</b>	<b>151.6</b>	<b>146.2</b>		<b>50.6</b>			<b>4,298.5</b>	
	<b>2006-07</b>	<b>2,865.6</b>	<b>23.3</b>	<b>349.1</b>	<b>1,762.4</b>	<b>495.2</b>	<b>237.2</b>	<b>122.4</b>		<b>2.1</b>				<b>5,857.3</b>

## Exports by Consignee

Season 2008/2009 (Tons)

CONSIGNEE	MKT	GRAPE	APPLE	PEAR	KIWIS	NECTARIN	THOMPSON	GRANNIES	RY. GALA	R. GLOBE	PACKHAMS	TOTAL
Kopke Jr.Inc., William H.	NAM	5,437.5	117.7	39.3	62.4	101.6	1,858.8	42.8	39.2	99.5	23.0	6,102.0
Wal-Mart Stores, Inc.	NAM	2,736.1	594.0	166.0		120.5	707.5	254.7	211.4		166.0	3,703.3
Indigo Fruit SAS	EUR	885.2	1,184.8	599.4	117.2	39.4	173.0	419.3	169.0	435.9	401.9	2,881.2
Citronas B.V.	EUR	1,049.9	980.2	464.6		37.4	570.0	438.0	264.2	164.6	284.2	2,604.6
Fruchthansa GmbH	EUR	1,134.3	386.6	536.7		53.6	702.9	119.8	204.9	71.9	296.0	2,247.4
Fisher Capespan	NAM	1,302.9	417.9				247.5	176.9	218.6			1,720.8
Stanley Orchards Sales, Inc.	NAM		1,217.1	375.4				389.4	562.9		133.5	1,592.5
Eurofruit A / S	EUR	384.2	722.2	279.4	79.3		266.0	191.1	372.0		238.0	1,524.5
Bargosa S.A.	EUR	466.6	271.1	204.8	349.0			64.2	33.1	466.6	170.6	1,511.8
MFL Munster Fruit Logistics GmbH	EUR	278.6	857.5	198.6	22.4	34.4	161.6	442.7	186.9		149.6	1,435.4
Capespan	EUR	284.6	869.2	91.7			116.8	317.8	376.1	2.7	91.7	1,245.5
Imporfénix Ltda.	LAT		752.9	269.7				241.1	230.3		243.8	1,022.6
Fruttital Distribuzione S.R.L.	EUR	165.4	365.7	365.0	83.2	0.5	21.7	161.6	19.1	28.1	55.7	989.4
Frutera Don Marcos Frudonmar S.A.	LAT	228.8	546.5	142.5				136.4	228.8	228.8	135.1	932.2
Loblaws Companies East Prod.	NAM		784.8						784.8			784.8
Agricola Gloria Due S.R.L.	EUR	101.9	143.5	234.5	48.0	75.6	14.9	25.9	33.2	31.1	122.4	634.2
Bengard Marketing	NAM	114.1	21.4	92.2		156.7						634.2
Targ Ban Sp. z o.o.	EUR	522.9	20.8		48.0			20.8		522.9		591.7
J. Reis e Burnay, Lda.	EUR	269.7	46.1	168.6	72.0		17.7	16.9		208.9	168.6	556.4
To Order	EUR	144.1	155.2		225.4		51.0	155.2		80.4		524.7
The Oppenheimer Group	NAM		131.4	109.0		79.0		33.6	30.6		27.1	479.7
Scandinavian Fruit Partner AB	EUR		261.5	198.6				158.0	91.0		118.0	460.1
Nevskaya Co.	EUR	191.4	231.8				191.4	231.8				423.2
King Fresh Produce, L.L.C.	NAM	352.7			48.0		56.4					400.7
Others		1,930.2	1,850.1	356.0	926.6	218.1	396.2	610.1	287.9	762.8	255.2	5,882.0
<b>TOTAL TONS</b>	<b>2008/2009</b>	<b>17,981.0</b>	<b>12,930.0</b>	<b>4,892.1</b>	<b>2,081.5</b>	<b>916.8</b>	<b>5,553.3</b>	<b>4,647.8</b>	<b>4,344.1</b>	<b>3,104.2</b>	<b>3,080.4</b>	<b>40,885</b>
	<b>2007/2008</b>	<b>13,061.0</b>	<b>15,827.0</b>	<b>5,679.5</b>	<b>2,412.9</b>	<b>1,026.9</b>	<b>3,990.9</b>	<b>6,170.1</b>	<b>4,554.1</b>	<b>1,930.3</b>	<b>3,518.0</b>	<b>41,648</b>
	<b>2006/2007</b>	<b>15,064.0</b>	<b>30,854.0</b>	<b>9,194.5</b>	<b>2,917.1</b>	<b>1,892.6</b>	<b>4,251.4</b>	<b>9,362.9</b>	<b>10,034.0</b>	<b>2,104.3</b>	<b>6,070.6</b>	<b>63,493</b>
<b>TOTAL TH.CASES</b>	<b>2008/2009</b>	<b>2,538.0</b>	<b>819.1</b>	<b>365.1</b>	<b>228.1</b>	<b>113.0</b>	<b>866.8</b>	<b>278.3</b>	<b>267.7</b>	<b>408.5</b>	<b>202.6</b>	<b>4,410.0</b>
	<b>2007/2008</b>	<b>1,893.5</b>	<b>976.0</b>	<b>409.9</b>	<b>242.1</b>	<b>140.1</b>	<b>631.3</b>	<b>385.4</b>	<b>272.9</b>	<b>280.6</b>	<b>230.0</b>	<b>4,298.5</b>
	<b>2006/2007</b>	<b>2,153.2</b>	<b>1,960.3</b>	<b>642.0</b>	<b>291.5</b>	<b>257.0</b>	<b>648.6</b>	<b>587.7</b>	<b>610.4</b>	<b>296.0</b>	<b>382.8</b>	<b>5,857.3</b>

## Exports by Destination Market

Season 2008/2009 (Tons)

PRODUCE	NORTH AMERICA		EUROPE			LATIN AMERIC	FAR EAST	MIDDLE EAST	TONS 2008-09	TH.CAS 2008-09
	EAST	WEST	CONT	RUS	UK					
TABLE GRAPES	16,598	1,834.8	4,942.3	386.2	199.0	1,375.1	1,780.0		27,115	3,594.5
APPLES	21.4		710.3	585.9		1,775.9	511.2	254.8	3,859.4	210.6
KIWIFRUIT	175.6		2,650.8	388.7		265.7	179.2	44.8	3,704.8	370.3
PEARS			689.1	21.9		450.4			1,161.4	80.3
PEACHES	326.1	104.5	248.2	33.7		370.4			1,082.9	148.9
NECTARINES	214.2	41.0	204.4	51.7		130.9	30.2		672.4	96.5
PLUMS	39.0	16.4	12.2	33.7		154.6			255.8	30.0
CHERRIES	107.7		96.3	1.3		18.9	27.6		251.8	53.3
APRICOTS	24.0								24.0	3.4
PLUMCOTS			2.4						2.4	0.3
THOMPSON GRAPE	5,366.7	567.9	2,017.9	194.2	162.3	455.1	276.8		9,040.9	1,257.9
R. GLOBE GRAPE	1,203.4	31.4	2,155.3	157.3		856.9	1,353.6		5,757.9	781.0
CRIMSON GRAPE	4,137.3	339.6	61.9	28.3	13.8	7.1	148.7		4,736.6	575.4
HAYWARD KIWI	175.6		2,650.8	388.7		265.7	179.2	44.8	3,704.8	370.3
FLAME SDL GRAPE	2,217.7	449.5	68.8			0.9			2,736.9	336.4
SUGRAONE GRAPE	1,602.2	172.1	298.2		7.7				2,080.1	282.2
RY. GALA APPLE			142.1			1,223.5	37.2	78.4	1,481.3	76.6
PACKHAMS PEAR			506.2	21.9		392.8			920.9	54.2
RED CHIEF APPLE			139.1	209.0		33.8	397.4	42.8	822.0	43.8
GRANNIES APPLE	21.4		232.9	328.3		113.1		73.4	769.0	44.9
AUT. RY. GRAPE	626.3	57.6	1.8				0.9		686.5	83.7
PERLON GRAPE	397.4	184.0	11.5			0.9			593.8	73.2
NOT DEF APPLE			132.9			290.4	76.6	33.5	533.5	30.6
CHARTERS	16,867	1,966.7	3,857.6	1,457.7	30.6		88.3		24,268	2,910.4
LINERS	623.2	30.0	5,659.5	42.8	168.4	3,218.0	2,439.9	299.5	12,481	1,519.8
LAND FREIGHT						1,322.7			1,322.7	146.8
AIR FREIGHT	16.0		38.9	2.5		1.3			58.7	11.2
TONS 2008-09	17,506	1,996.7	9,556.0	1,503.0	199.0	4,542.0	2,528.2	299.5	38,131	
TH.CASES 2008-09	2,114.2	246.2	1,399.7	133.1	22.1	384.9	269.9	18.3		4,588.2

## Exports by Consignee

Season 2008/2009 (Tons)

CONSIGNEE	MKT	GRAPE	APPLE	KIWIS	PEAR	PEACH	THOMPSON	R. GLOBE	CRIMSON	HAYWARD	FLAME SDL	TOTAL
Chiquita Fresh North America	NAM	17,321	21.4	175.6		370.3	5,414.3	1,226.9	4,340.0	175.6	2,287.9	18,239
Chiquita Fresh BVBA	EUR	2,962.5	65.4	146.6			1,786.0	486.9	58.8	146.6	47.2	3,174.4
Palacios Roca S.A.	EUR	987.1	201.5	519.7	165.6	43.0		977.4		519.7		2,012.8
Frutera del Litoral Cia. Ltda.	LAT	65.5	867.1		115.2	38.4	42.5	5.0				1,086.1
To Order	EUR	163.0	234.6	597.5	21.9		63.4	99.6		597.5		1,016.9
Coo. Gran Frutta Zani	EUR		123.6	558.1	295.9					558.1		977.6
Pandol Bros, Inc.	NAM	843.2					483.8	4.4	52.7		236.9	843.2
Chiquita Italia S.P.A.	EUR	61.1	117.7	580.6				41.0		580.6		759.5
Ls Networks Corporation Ltd.	FAR	510.5		134.4			61.5	378.2	70.8	134.4		644.9
Frutera Del Litoral Colombia	LAT	35.3	420.7		159.0		1.7	33.7				615.0
P & C Trading Company	FAR	530.0					17.7	512.3				530.0
To Order	LAT	111.4	231.4		23.0	5.0	5.2	88.5				400.7
Yupaa International	FAR		397.4									397.4
Hermanos Fernández López S.A.	EUR	40.5		227.0	61.6	15.3	1.8	38.8		227.0		345.3
Frutas Tabares S.L.	EUR	54.8	64.2	111.3	58.1	8.7	5.2	46.1		111.3		330.3
Karanicolas Ioannis y Antonios	EUR	164.5	48.3	70.6			78.5	57.7	28.3	70.6		317.1
Imp. de Frutas La Violetera Ltda.	LAT	102.7	21.7				102.7					284.1
Perboni Comercio e Imp.Ex.Alim	LAT	98.8	42.8	134.1			7.4	91.4		134.1		275.7
SFI Rotterdam B.V.	EUR	3.8			19.5	143.0						272.6
Targ Ban Sp. z o.o.	EUR	251.1						251.1				251.1
Frutimport S. de R.L. de C.V.	LAT	124.0				80.6		124.0				224.8
Leo Pels Import B.V.	EUR	218.4					209.6					218.4
UNIVEG import ITALIA S.R.L.	EUR			207.3						207.3		207.3
Fruticola Cacique Ltda.	LAT	166.9		32.3			9.0	157.9		32.3		199.2
Others		2,299.4	1,001.7	209.7	241.5	311.5	750.7	1,137.0	185.9	209.7	164.8	4,507.2
TONS 2008/2009			27,115.0	3,859.4	3,704.8	1,161.4	1,082.9	9,040.9	5,757.9	4,736.6	3,704.8	38,131
TH.CASES 2008/2009			3,594.5	210.6	370.3	80.3	148.9	1,257.9	781.0	575.4	370.3	4,588.2

Exportadora Frutam Ltda.

Phone: 56 (2) 395 2000

Fax: 56 (2) 395 2090

e-mail: jprieto@frutam.cl

Contact: Jaime Prieto Pirote

www.aism.cl

RUT: 79527050-7

Av. Vitacura 5093, Of. 602

Vitacura, Santiago



## Exports by Destination Market

Season 2008/2009 (Tons)

PRODUCE	LATIN AMERIC	TOTAL TONS			TOTAL TH.CASES			
		2008-09	2007-08	2006-07	2008-09	2007-08	2006-07	
APPLES		23.240	23.240	26.934	26.920	1.203.5	1.399.2	1.407.7
PEARS		4.692.3	4.692.3	6.193.0	6.709.7	261.2	345.1	375.2
TABLE GRAPES		4.300.5	4.300.5	4.778.5	5.544.5	459.6	532.0	585.3
PLUMS		1.432.4	1.432.4	1.396.1	1.347.1	148.8	147.7	140.9
PEACHES		1.247.7	1.247.7	1.904.6	1.550.1	121.4	192.2	157.2
NECTARINES		1.079.8	1.079.8	1.253.0	847.1	120.8	136.0	84.6
KIWIFRUIT		881.2	881.2	1.494.7	1.423.4	84.2	151.9	142.9
CHERRIES		108.2	108.2	127.0	111.9	18.9	23.4	22.4
ORANGES		104.7	104.7	84.5	151.6	6.4	5.0	9.0
NASHI PEARS		99.2	99.2	187.3	85.7	12.4	24.7	11.8
RY. GALA APPLE		9.270.8	9.270.8	9.459.4	8.588.8	478.7	489.4	447.9
RICH. D. APPLE		7.937.1	7.937.1	9.533.4	8.750.1	412.6	494.7	456.0
PACKHAMS PEAR		3.649.0	3.649.0	4.724.3	5.049.9	202.4	262.2	281.3
R. GLOBE GRAPE		3.437.5	3.437.5	3.793.0	4.442.0	353.8	413.7	452.3
GRANNIES APPLE		3.270.5	3.270.5	3.374.2	3.772.8	168.9	176.0	197.0
RED CHIEF APPLE		937.7	937.7	1.489.2	2.884.4	48.6	78.3	151.8
HAYWARD KIWIS		849.6	849.6	1.390.2	1.369.1	80.6	139.2	137.5
NOT DEF APPLE		752.1	752.1	985.6	414.3	39.2	51.1	21.9
S. BARTL. PEAR		676.5	676.5	822.3	603.5	37.5	45.6	33.4
THOMPSON GRAPE		511.8	511.8	502.6	644.0	62.4	61.2	78.5
ANGELENO PLUM		418.7	418.7	481.9	464.1	43.0	50.5	49.5
R. STARK. APPLE		369.1	369.1	430.9	412.5	19.0	22.0	21.2
B. AMBAR PLUM		270.3	270.3	240.8	158.4	29.4	25.1	16.1
LINERS		37.035	37.035	44.626	45.024	2.429.0	2.981.4	2.968.8
CHARTERS		305.3	305.3			22.0		
AIR FREIGHT		35.6	35.6	53.5	88.4	7.3	9.4	18.0
TOTAL TONS		37.376	37.376					
TOTAL TH.CASES		2.458.3				2.458.3		
TOTAL TONS		44.679	44.679					
TOTAL TH.CASES		2.990.8					2.990.8	
TOTAL TONS		45.113		45.113				
TOTAL TH.CASES		2.986.8						2.986.8

## Exports by Consignee

Season 2008/2009 (Tons)

CONSIGNEE	MKT	APPLE	PEAR	GRAPE	PLUM	PEACH	RY. GALA	RICH. D.	PACKHAMS	R. GLOBE	GRANNIES	TOTAL
Frut. Com. Panamericana (Frutcom)	LAT	11.170	2.366.4	1.027.8	382.0	354.3	4.850.1	3.010.4	1.748.9	1.005.4	2.469.2	16.517
Frutería Vidaurri S.A. de C.V. (Guatemala)	LAT	3.363.1	248.8	982.5	151.6	267.0	2.186.5	682.3	52.0	832.5	291.8	5.358.7
Vidimport S.A.	LAT	1.301.9	162.8	1.331.2	572.6	465.6	632.0	617.2	87.1	947.6	33.5	4.312.1
Vidinter C.A.	LAT	2.162.7	705.7	35.3	88.9		96.7	1.323.1	699.6	35.3	171.8	3.049.0
Transmariner S.A.	LAT	1.829.4	477.1	402.7	52.1	92.3	709.1	708.0	387.3	308.1	175.4	3.016.8
Com. e Imp. de Alimentos Impal	LAT	2.249.1	501.9	36.7	75.2		315.5	1.190.2	501.9	36.7	34.6	2.920.0
Mafalda S.A.	LAT	414.0	157.2	274.9	69.8	13.4	99.9	214.7	156.1	143.7	39.8	964.1
Fresh Garden S.A.	LAT	341.9	17.3	100.6	3.0	11.4	220.1	71.8	16.1	81.9	29.2	513.1
To Order	LAT	160.5	46.6	30.6	9.6	14.1	29.4	25.8		13.0	17.7	288.5
Corp. Venek de Costa Rica S.A.	LAT	63.4	8.4	72.7	14.5	12.2	63.4			32.3		197.8
Corp. Venek de Costa Rica	LAT	53.6			7.6	12.0	20.0	33.6				88.7
Cruz Roja Hondurena	LAT	40.2					8.4	24.3			7.4	40.2
Importadora de Frutas S.A. de C.V.	LAT	22.7						15.0				22.7
Frucom Hamburg GmbH	LAT	19.8		0.9				19.8		0.9		20.6
Frutam S.A.	LAT	20.1					20.1					20.1
Corporación La Favorita C.A.	LAT	19.8					19.8					19.8
Ana Dolores Reyes	LAT			4.7	5.4	5.4						19.6
Frutera del Litoral Cia. Ltda.	LAT	7.1						1.1				7.1
TOTAL TONS		23.240.0	4.692.3	4.300.5	1.432.4	1.247.7	9.270.8	7.937.1	3.649.0	3.437.5	3.270.5	37.376
TOTAL TH.CASES		1.203.5	261.2	459.6	148.8	121.4	478.7	412.6	202.4	353.8	168.9	2.458.3
TOTAL TONS		26.934.0	6.193.0	4.778.5	1.396.1	1.904.6	9.459.4	9.533.4	4.724.3	3.793.0	3.374.2	44.679
TOTAL TH.CASES		2.990.8	345.1	532.0	147.7	192.2	489.4	494.7	262.2	413.7	176.0	2.990.8
TOTAL TONS		26.920.0	6.709.7	5.544.5	1.347.1	1.550.1	8.588.8	8.750.1	5.049.9	4.442.0	3.772.8	45.113
TOTAL TH.CASES		1.407.7	375.2	585.3	140.9	157.2	447.9	456.0	281.3	452.3	197.0	2.986.8





RUT: 78036610-9  
Del Inca 4446 P.12  
Las Condes, Santiago

Exser Ltda.  
Phone: 56 (2) 7314600  
Fax: 56 (2) 2083061  
e-mail: exser@exser.cl  
Contact: Cristián Ureta

## Exports by Destination Market

Season 2008/2009 (Tons)

PRODUCE	NORTH AMERICA		EUROPE			FAR	LATIN	MIDDLE	TOTAL TONS			TOTAL TH.CASES		
	EAST	WEST	CONT	RUS	UK	EAST	AMERIC	EAST	2008-09	2007-08	2006-07	2008-09	2007-08	2006-07
TABLE GRAPES	17.796	3.980.3	8.513.7	769.9	458.0	1.257.4	537.3	17.7	33.330	22.577	19.812	4.212.5	2.922.3	2.551.3
PLUMS		15.8	66.9						82.7	68.8	96.5	13.8	12.5	14.7
APRICOTS	47.5	27.7							75.3	152.5	136.1	13.5	25.9	25.2
THOMPSON GRAPE	4.836.2	1.025.9	1.928.9	327.1	153.0		54.2		8.325.1	5.304.1	4.851.3	1.070.9	718.4	657.2
CRIMSON GRAPE	4.766.0	928.9	637.8	50.2	172.5	115.1	65.4		6.735.9	3.244.0	4.168.2	845.9	418.9	529.5
R. GLOBE GRAPE	205.6	20.6	4.346.5	223.1		1.073.1	381.0	17.7	6.267.7	3.926.8	3.795.8	762.9	481.4	478.8
FLAME SDL GRAPE	4.242.5	1.030.5	38.3		9.4				5.320.7	5.227.6	3.488.8	645.1	637.9	426.4
SUGRAONE GRAPE	1.334.7	335.4	1.035.9	137.0	20.3		35.8		2.899.0	1.533.8	682.0	408.8	216.1	95.4
RUBY SDL GRAPE	613.1	118.3	0.9						732.3	661.8	843.0	87.8	80.0	102.2
NOT DEF GRAPE	449.6	52.8	137.3	16.0	53.4	0.9			710.0	304.6	128.8	85.6	42.8	17.2
AUT. RY. GRAPE	314.8	79.1	37.7	16.5		68.3	0.9		517.4	145.3	129.7	63.8	20.0	15.7
T.SDL GRAPE	465.7								465.7	834.5	934.9	56.3	102.8	112.5
PRN. SEED. GRAPE	42.1	234.1	71.1						347.4	217.5		42.2	28.8	
ROY RED GRAPE	225.9	18.6	2.5						247.0	307.8	211.4	30.2	37.6	25.8
BLACK SDL GRAPE	211.4	33.5							244.9	159.4	170.5	29.3	19.2	20.6
RIBIER GRAPE	0.8		229.4						230.2	363.5	267.2	43.6	74.5	51.2
CHARTERS LINERS	17.840	4.023.8	4.844.0	751.2	458.0				27.917	21.894	18.186	3.547.2	2.848.2	2.356.5
AIR FREIGHT	3.7		3.736.6	18.7		1.257.4	537.3	17.7	5.567.7	879.7	1.842.5	692.0	108.7	231.3
LAND FREIGHT									3.7	6.3	16.7	0.7	1.4	3.4
										18.7			2.3	
TOTAL TONS	2008-09	17.844	4.023.8	8.580.6	769.9	458.0	1.257.4	537.3	17.7	33.488				
	2007-08	11.654	3.528.8	5.625.0	561.2	790.0	496.4	142.5		22.798				
	2006-07	11.460	2.358.4	4.089.9	116.5	475.6	1.102.2	442.8			20.045			
TOTAL TH.CASES	2008-09	2.146.1	491.2	1.222.1	94.1	65.2	153.4	65.5	2.2			4.239.8		
	2007-08	1.416.3	437.9	850.3	68.4	109.7	60.5	17.4				2.960.6		
	2006-07	1.403.2	289.1	636.2	14.2	60.0	134.5	54.0						2.591.2

## Exports by Consignee

Season 2008/2009 (Tons)

CONSIGNEE	MKT	GRAPE	PLUM	APRICOT	THOMPSON	CRIMSON	R. GLOBE	FLAME SDL	SUGRAONE	RUBY SDL	NOT DEF	TOTAL
Kopke Jr. Inc., William H.	NAM	9,797.0		43.8	2,757.7	3,005.3	181.1	2,331.6	94.6	425.9	63.0	9,840.9
Dayka & Hackett LLC	NAM	4,365.2			1,072.0	1,013.1	18.4	914.0	389.1	96.0	401.3	4,365.2
Sierra Produce	NAM	3,875.7	15.8	27.7	933.5	971.8	18.9	1,147.9	512.9	96.6		3,919.2
Merimex Fruchthandel GmbH	EUR	1,870.5	66.9		519.2	403.5	430.2	38.3	428.1			1,937.4
Nico de Jong B.V.	EUR	1,635.8			370.0	142.3	847.8		219.2		3.9	1,635.8
Pacific Trellis Fruit	NAM	1,383.3			362.9	267.0	7.9	275.0	266.1	68.9	16.7	1,383.3
Pro Fruit Marketing, Inc.	NAM	1,191.1			389.7	204.0		188.2	276.2	29.9	0.8	1,191.1
Wal-Mart Stores, Inc.	NAM	1,061.3			314.9	194.0		416.4	119.2	14.2	0.8	1,061.3
Frucom Hamburg GmbH & Co	EUR	1,003.0			728.0	23.6	82.1		69.9			1,003.0
Atropim - Blasco	EUR	725.8				3.1	666.3		11.8	0.9	43.7	725.8
Hillfresh International B.V.	EUR	593.6			183.1		257.2		152.2			593.6
Austral Trading México S.A. de C.V.	LAT	537.3			54.2	65.4	381.0		35.8			537.3
To Order	EUR	527.9			77.9	18.7	336.2		94.2		0.9	527.9
Kingo Fruits Co., Ltd.	FAR	503.0				51.2	420.0				0.9	503.0
Seabrex Rotterdam B.V.	EUR	488.7			55.1	41.0	278.6		51.1		35.4	488.7
Grapes Direct Limited	EUR	324.5			104.5	108.7		9.4	20.3		51.4	324.5
Pomina Enterprise Co., Ltd.	FAR	322.6				8.3	295.7					322.6
Cultivar, S.A.	EUR	303.3					285.4				17.9	303.3
Magellan Farms	EUR	249.8			0.5		200.4					249.8
OOO Inter Torg	EUR	241.4			85.0	15.7	120.9		19.7			241.4
Luis Vicente S.A.	EUR	203.4					168.0				35.4	203.4
RGS Company Ltd.	EUR	199.4			64.9	15.7	102.2					199.4
4 Fruit Company B.V.	EUR	196.9					196.9					196.9
Salvi - Unacoa S.P.A.	EUR	181.8					181.8					181.8
Others		1,548.0			3.7	252.0	183.3	790.7	138.6		37.7	1,551.6
TOTAL TONS	2008/2009	33,330.0	82.7	75.3	8,325.1	6,735.9	6,267.7	5,320.7	2,899.0	732.3	710.0	33,488
	2007/2008	22,577.0	68.8	152.5	5,304.1	3,244.0	3,926.8	5,227.6	1,533.8	661.8	304.6	22,798
	2006/2007	19,812.0	96.5	136.1	4,851.3	4,168.2	3,795.8	3,488.8	682.0	843.0	128.8	20,045
TOTAL TH.CASES	2008/2009	4,212.5	13.8	13.5	1,070.9	845.9	762.9	645.1	408.8	87.8	85.6	4,239.8
	2007/2008	2,922.3	12.5	25.9	718.4	418.9	481.4	637.9	216.1	80.0	42.8	2,960.6
	2006/2007	2,551.3	14.7	25.2	657.2	529.5	478.8	426.4	95.4	102.2	17.2	2,591.2

## Exports by Destination Market

Season 2008/2009 (Tons)

PRODUCE	NORTH AMERICA		EUROPE			FAR	LATIN	MIDDLE	TOTAL TONS			TOTAL TH.CASES		
	EAST	WEST	CONT	RUS	UK	EAST	AMERIC	EAST	2008-09	2007-08	2006-07	2008-09	2007-08	2006-07
TABLE GRAPES	5,286.3	4,063.1	2,165.4	60.1	4,050.4	2,620.4	1,000.4	92.0	19,391	17,820	12,110	2,454.9	2,327.9	1,516.1
NECTARINES	618.5	453.3	1,795.3		557.7	324.0	112.9		3,861.6	4,127.3	3,491.5	555.4	597.7	510.0
PLUMS	537.1	783.8	693.5		865.3	493.4	103.8		3,476.9	3,707.7	3,545.6	424.6	446.0	440.1
PEACHES	812.5	461.9	705.7		17.2		146.0		2,143.4	2,276.9	1,877.0	292.9	310.8	249.6
ORANGES	545.7	239.9	225.9						1,011.5	190.8	433.9	64.5	12.7	28.6
CLEMENTINES	76.9	662.0							738.9			52.3		
APPLES	261.0	41.2	281.3		20.6				604.0	846.4	901.8	37.0	51.7	60.4
LEMONS	445.8	99.1							544.9	435.9	1,028.7	31.7	25.3	59.2
AVOCADOS		396.5							396.5	86.0	102.5	34.5	7.7	25.6
PEARS			164.5						164.5	198.1	130.9	10.7	12.2	8.4
CRIMSON GRAPE	2,423.9	896.1	304.0		1,858.8	339.0	7.9		5,829.8	6,007.4	3,259.8	726.5	812.3	431.1
THOMPSON GRAPE	1,149.4	135.5	673.5	60.1	1,252.1	288.3	579.0		4,137.9	3,831.3	2,717.5	559.0	538.0	363.4
FLAME SDL GRAPE	596.1	1,680.6	115.7		370.9				2,763.2	2,040.9	1,767.1	327.7	245.9	196.3
R. GLOBE GRAPE	4.7		510.7			1,790.3	231.2		2,590.1	2,338.1	1,757.7	325.1	268.7	214.9
SUGRAONE GRAPE	609.4	216.6	295.4		493.6		52.6	92.0	1,759.4	1,398.8	629.3	228.1	190.1	82.9
ANGELENO PLUM	88.0	82.3	260.0		323.4				753.7	499.3	524.4	79.9	57.5	73.2
CLEMENUL. CLEMENT	76.9	662.0							738.9			52.3		
PERLON GRAPE		728.2							728.2	603.9	719.3	77.0	62.1	74.2
B. DIAM. PLUM	145.3	68.4	130.1		219.3	62.6	29.0		654.7	788.0	657.9	88.3	100.3	81.0
LANE LATE ORANGE	373.9	203.1	45.5						622.5		344.8	39.8		22.9
GENOVA LEMON	445.8	99.1							544.9	435.9	1,028.7	31.7	25.3	59.2
LARRY ANN PLUM	10.8	108.3	173.6		13.0	172.5	18.8		497.0	488.9	474.3	60.5	61.1	58.4
AUG. RED NECTARIN	88.8	74.7	211.6		102.6		3.8		481.5	733.0	484.1	65.4	111.8	74.5
LINERS	1,524.3	2,432.4	5,751.6	2.9	4,768.6	3,437.8	1,082.8		19,054	16,435	13,989	2,349.2	2,155.7	1,713.8
CHARTERS	7,177.6	4,842.5	13.6	57.2	655.5				12,746	12,223	8,909.6	1,553.5	1,484.9	1,101.9
LAND FREIGHT			262.7		61.0		294.4	92.0	710.1	1,127.4	891.9	88.5	169.6	109.5
AIR FREIGHT	21.1	5.4	8.1	1.3	26.1	4.4	0.6		67.0	161.0	63.6	13.7	24.2	11.8
TOTAL TONS	2008-09	8,723.0	7,280.3	6,036.1	61.4	5,511.2	3,442.2	1,377.8	92.0	32,577				
	2007-08	6,416.8	5,332.5	8,079.0	458.2	5,608.5	2,086.6	1,964.7		29,946				
	2006-07	5,921.7	4,752.2	5,612.5		3,640.5	1,349.3	2,577.7			23,854			
TOTAL TH.CASES	2008-09	1,013.0	773.2	931.1	7.8	684.9	412.1	165.0	11.2			4,004.8		
	2007-08	796.5	586.4	1,241.4	56.2	678.7	245.4	229.7					3,834.4	
	2006-07	719.4	433.4	870.7		455.1	157.7	300.7						2,937.0

## Exports by Consignee

Season 2008/2009 (Tons)

CONSIGNEE	MKT	GRAPE	NECTARIN	PLUM	PEACH	ORANGE	CRIMSON	THOMPSON	FLAME SDL	R. GLOBE	SUGRAONE	TOTAL
Wal-Mart Stores, Inc.	NAM	4,528.0	516.1	674.2	460.0		2,381.8	608.9	690.0		436.6	6,259.5
HMC Group Marketing	NAM	2,861.8					531.3	1.0	1,402.4			2,861.8
Hage International B.V.	EUR	556.6	420.6	2.7	173.6	225.9	37.4	186.5	115.1		137.9	1,604.9
CMR Group	EUR	523.1	339.4	263.3	224.6			50.0		312.5	63.9	1,398.9
Direct Produce Supplies PCL	EUR		494.6	706.2	8.5							1,209.3
North American Produce Buyer Inc	NAM	490.2	109.0	9.1	101.2	355.2	131.3	267.1	54.4	4.7		1,107.1
Trinity Fruit Sales Co.	NAM	30.0	162.0	274.6	448.7						30.0	1,045.9
Unifrutti Of America, Inc.	NAM	907.2	22.8	37.7	39.6		125.4	221.0	37.0		302.3	1,014.9
LordMayor S.A. de C.V.	LAT	926.8	4.3	38.3	30.2			562.1		185.6	52.6	999.7
International Produce Ltd.	EUR	994.4					497.8	170.1	153.8		172.7	994.4
Griffin & Brand Ltd.	EUR	939.6					514.6	363.9	45.9			939.6
Fruchtthansa GmbH	EUR	187.5	415.3	174.2	63.9		55.6	95.6			21.3	904.9
Duda Farm Fresh Foods	NAM					311.3						820.1
Primafruit	EUR	706.3	46.2	23.4	8.8		336.2	238.9	11.1		85.5	784.6
To Order	NAM	60.4	7.9	13.1			12.2	8.8	32.9		6.6	627.5
Capespan	EUR	35.4	262.9	99.2	62.3						35.4	571.7
Vanguard Marketing Services LLC	FAR	318.5	108.0	129.1			212.3	88.4		17.7		555.6
Luis Vicente S.A.	EUR	33.0	227.2	71.4	133.3					17.7		464.9
Jac Vandenberg, Inc.	NAM	222.4				96.0	72.8	149.6				435.6
Ek Chai Distribution Co.Ltd.	FAR	407.1								407.1		407.1
Agility Logistics Ltd.	EUR	397.8					181.3	112.5	50.5		53.6	397.8
Divine Flavor LLC	NAM	212.6	51.5	132.6			54.7	2.2	59.8		50.4	396.7
Calavo Growers Of California	NAM											396.5
Mack Multiples	EUR	392.4					86.0	177.9			117.8	392.4
Others		3,677.7	673.8	849.5	388.6	23.2	599.1	833.4	110.3	1,662.5	192.8	5,985.5
TOTAL TONS	2008/2009	19,391.0	3,861.6	3,476.9	2,143.4	1,011.5	5,829.8	4,137.9	2,763.2	2,590.1	1,759.4	32,577
	2007/2008	17,820.0	4,127.3	3,707.7	2,276.9	190.8	6,007.4	3,831.3	2,040.9	2,338.1	1,398.8	29,946
	2006/2007	12,110.0	3,491.5	3,545.6	1,877.0	433.9	3,259.8	2,717.5	1,767.1	1,757.7	629.3	23,854
TOTAL TH.CASES	2008/2009	2,454.9	555.4	424.6	292.9	64.5	726.5	559.0	327.7	325.1	228.1	4,004.8
	2007/2008	2,327.9	597.7	446.0	310.8	12.7	812.3	538.0	245.9	268.7	190.1	3,834.4
	2006/2007	1,516.1	510.0	440.1	249.6	28.6	431.1	363.4	196.3	214.9	82.9	2,937.0



www.geofrut.cl  
 RUT: 96609410-9  
 Matilde Salamanca 841  
 Providencia, Santiago

Geofrut S.A.  
 Phone: 56 (2) 2095098  
 Fax: 56 (2) 2042223  
 e-mail: flavandero@geofrut.cl  
 Contact: Felipe Lavanderos



## Exports by Destination Market

Season 2008/2009 (Tons)

PRODUCE	NORTH AMERICA		EUROPE			FAR	LATIN	MIDDLE	TOTAL TONS			TOTAL TH.CASES		
	EAST	WEST	CONT	RUS	UK	EAST	AMERIC	EAST	2008-09	2007-08	2006-07	2008-09	2007-08	2006-07
TABLE GRAPES	5,402.2	1,757.7	2,264.8	257.0		1,310.4			10,992	9,881.9	11,181	1,435.9	1,290.5	1,495.7
APPLES	652.4		2,898.6	395.3		406.6	782.0	704.6	5,839.5	5,375.2	3,977.7	329.8	304.0	221.6
PLUMS	1,490.3	534.2	1,294.1	18.4	351.5	101.3	105.0	69.9	3,964.7	3,275.7	4,157.8	584.4	487.6	608.4
KIWIFRUIT	404.0	104.2	2,084.8	246.5	261.7	89.5		22.4	3,213.0	3,389.1	3,103.4	333.3	343.8	320.1
PEARS	643.7	17.5	1,546.7						2,342.6	2,436.1	2,152.4	147.9	154.7	137.1
PEACHES	1,441.8	704.5	33.5		56.4			39.9	2,276.1	1,369.5	1,478.2	270.4	165.3	174.7
NECTARINES	1,085.0	358.1	276.2		219.4	91.9	66.8	15.6	2,113.2	2,163.6	1,822.7	268.3	269.4	229.9
CHERRIES	361.2	61.7	8.7		0.6	55.0			487.1	616.3	361.7	97.4	122.9	71.4
NASHI PEARS	128.4	100.6	25.5					28.6	283.1	47.8	38.6	61.3	10.5	9.7
APRICOTS	92.6	17.4	3.6		2.7				116.3	78.3	48.7	19.4	13.0	8.1
HAYWARD KIWIS	404.0	104.2	2,084.7	246.5	261.7	89.5		22.4	3,212.9	3,389.1	3,103.4	333.3	343.8	320.1
R. GLOBE GRAPE	526.1	87.4	1,278.6	66.9		1,230.1			3,189.1	2,797.3	2,340.4	388.9	337.9	294.1
CRIMSON GRAPE	2,141.7	732.0	195.4			24.4			3,093.5	2,297.0	3,098.2	390.7	290.4	397.5
THOMPSON GRAPE	1,299.4	497.5	652.5	158.6					2,607.9	2,294.3	3,188.7	388.3	338.2	473.3
PACKHAMS PEAR	358.3	17.5	1,395.5				86.4		1,857.6	1,904.8	1,500.4	119.4	124.2	99.1
GRANNIES APPLE	61.7		1,386.8	240.1		33.0	35.1		1,756.7	1,285.1	1,213.6	97.3	72.9	69.6
ANGELENO PLUM	810.0	182.3	430.8	18.4	256.0	15.0	42.3		1,754.8	1,260.4	1,349.7	242.7	180.2	195.9
RY. GALA APPLE	369.4		584.0	25.8		102.3	576.8	53.3	1,711.5	2,063.1	2,046.7	95.6	117.0	110.5
FLAME SDL GRAPE	1,076.9	345.6	32.7						1,455.2	1,603.2	1,233.4	179.4	199.0	152.8
LARRY ANN PLUM	343.2	122.9	318.8		13.7	19.5		29.6	847.7	891.5	999.5	132.2	137.6	145.9
RICH. D. APPLE			263.8			8.9	0.6	396.6	669.9	17.7	44.6	39.5	1.0	2.5
NOT DEF APPLE	27.5		292.2	9.5		83.1	125.1	61.7	599.1	298.7		33.3	16.3	
RICH LADY PEACH	243.4	248.5			18.8		26.0		536.8	484.2	457.7	64.2	58.8	55.5
CHARTERS	10,378	3,081.5	3,816.8	917.2	252.7				18,446	18,387	19,978	2,337.7	2,291.3	2,505.6
LINERS	804.9	574.4	6,236.4		629.6	2,039.5	1,157.1	704.6	12,146	8,968.7	7,974.0	1,082.2	729.7	729.5
AIR FREIGHT	551.1		8.7		9.9	15.3			585.0	683.7	517.2	61.6	86.1	60.0
LAND FREIGHT			262.6					108.0	370.6	605.2		58.2	55.9	
TOTAL TONS	2008-09	11,734	3,655.8	10,437	917.2	892.3	2,054.8	1,157.1	812.6	31,660				
	2007-08	10,308	3,437.0	7,868.8	1,277.2	1,519.9	1,601.0	1,614.9	1,017.1		28,644			
	2006-07	10,336	4,193.4	8,463.4	553.6	1,515.9	1,992.5	1,414.9				28,469		
TOTAL TH.CASES	2008-09	1,379.8	471.9	1,159.1	87.0	96.1	223.2	75.7	58.2			3,550.9		
	2007-08	1,219.4	416.8	887.9	118.5	189.9	170.7	103.3	56.4				3,163.0	
	2006-07	1,217.4	516.6	1,029.0	54.0	186.9	201.9	89.4						3,295.1

## Exports by Consignee

Season 2008/2009 (Tons)

CONSIGNEE	MKT	GRAPE	APPLE	PLUM	KIWIS	PEAR	HAYWARD	R. GLOBE	CRIMSON	THOMPSON	PACKHAMS	TOTAL	
The Oppenheimer Group	NAM	4,876.8	328.7	1,171.4	377.3	430.8	377.3	394.5	1,951.8	1,252.2	234.1	8,945.8	
Jac Vandenberg, Inc.	NAM	2,246.1	323.7	557.5	110.0	230.4	110.0	211.1	903.9	541.6	141.7	4,867.5	
Univeg Import SA	EUR	919.5	1,256.4	373.3	1,404.9	339.1	1,404.9	544.4	68.0	281.3	187.9	4,327.5	
Jaguar The Fresh Co. Ltd.	EUR	491.6	610.8	262.5	22.4	168.8	22.4	160.6	58.1	183.4	168.8	1,617.5	
SFI Rotterdam B.V.	EUR	244.9	275.2	415.6	17.5	276.5	17.5		69.1	159.0	276.5	1,289.1	
Royal Van Namen B.V.	EUR	35.1	592.7	108.7		427.3			0.2	28.8	427.3	1,189.2	
Dor Lung Co. Ltd.	FAR	544.7	160.5	47.7	89.5		89.5	501.9	5.6			933.7	
Pomina Enterprise Co., Ltd.	FAR	559.5	246.2	34.2				522.0	18.8			869.5	
Trinity Fruit Sales Co.	NAM			122.3								837.5	
OOO Inter Torg	EUR	225.5	395.3	18.4	147.7		147.7	51.2		158.6		786.9	
Nico de Jong B.V.	EUR	377.3	21.2	12.2		312.8		377.3			312.8	772.8	
Fruandina	LAT		406.1	70.4		115.2					86.4	643.6	
Primafruit	EUR			231.1	261.7		261.7					569.3	
To Order	MID		483.8									483.8	
Frutera Don Marcos Frudonmar S.A.	LAT		375.8	23.7		19.6						463.2	
Wes Pak Sales, Inc.	NAM	11.0		122.9						3.1		392.1	
Unifrutti Canarias, S.A.	EUR			54.1	246.0	22.1	245.9				22.1	391.2	
To Order	EUR	49.2			289.8		289.8	33.5				339.0	
Mack Multiples	EUR			120.3								323.0	
Yalda Trading Co LLC	MID		220.8	69.9								306.3	
Modelo Continente, S.G.P.S., S.A.	EUR	160.9	124.9					160.9				285.8	
Wellking Trading Ltd.	FAR	188.0		19.4				188.0				233.5	
Cultivar, S.A.	EUR	17.7	17.5	67.7				17.7				151.9	
Edeka Fruchtkontor GmbH	EUR				128.1		128.1					128.1	
Others		44.1		61.1	118.1		118.1	26.0	18.1			512.2	
TOTAL TONS	2008/2009		10,992.0	5,839.5	3,964.7	3,213.0	2,342.6	3,212.9	3,189.1	3,093.5	2,607.9	1,857.6	31,660
	2007/2008		9,881.9	5,375.2	3,275.7	3,389.1	2,436.1	3,389.1	2,797.3	2,297.0	2,294.3	1,904.8	28,644
	2006/2007		11,181.0	3,977.7	4,157.8	3,103.4	2,152.4	3,103.4	2,340.4	3,098.2	3,188.7	1,500.4	28,469
TOTAL TH.CASES	2008/2009		1,435.9	329.8	584.4	333.3	147.9	333.3	388.9	390.7	388.3	119.4	3,550.9
	2007/2008		1,290.5	304.0	487.6	343.8	154.7	343.8	337.9	290.4	338.2	124.2	3,163.0
	2006/2007		1,495.7	221.6	608.4	320.1	137.1	320.1	294.1	397.5	473.3	99.1	3,295.1

CHILEAN EXPORTERS



San Clemente S.A., Exp.  
 Phone: 56 (2) 7384480  
 Fax: 56 (2) 7384490  
 e-mail: mmamirez@sclcm.cl  
 Contact: Felipe Hughes

[www.agricolasanclemente.cl](http://www.agricolasanclemente.cl)  
 RUT: 76004829-1  
 Av. Del Valle 937 Of 558,  
 Huechuraba, Santiago



## Exports by Destination Market

Season 2008/2009 (Tons)

PRODUCE	NORTH AMERICA		EUROPE			FAR	LATIN	MIDDLE	TONS	TH.CAS
	EAST	WEST	CONT	RUS	UK	EAST	AMERIC	EAST		
APPLES	7,085.5	1,691.4	4,026.7	389.8	4,427.3	3,003.7	1,932.0	335.5	22,892	1,395.5
TABLE GRAPES	2,249.7	563.1	1,106.4	9.4	682.0	618.2	295.3	18.7	5,542.8	712.3
CHERRIES	82.4	124.6	148.2		29.4	228.7			613.3	140.0
CLEMENTINES	401.9	205.9							607.8	79.8
PEARS	139.8	131.4	179.2						450.4	34.4
AVOCADOS	43.0	193.5							236.5	21.1
NECTARINES	93.2								93.2	11.6
PLUMS	38.9								38.9	5.6
PEACHES	34.9								34.9	4.4
RY. GALA APPLE	5,158.1	525.6	2,513.5		2,150.5	1,162.0	1,518.3	335.5	13,363	800.9
BRAEBURN APPLE	296.0	305.5	230.6		1,440.9				2,273.0	162.6
FUJI APPLE	249.5	230.0				1,389.8	35.3		1,904.6	98.5
GRANNIES APPLE	732.5	19.9	343.4	389.8	184.9	42.3	118.9		1,831.6	105.8
CRIMSON GRAPE	1,024.0	205.7	112.8		356.4		19.2		1,718.0	215.6
R. GLOBE GRAPE		11.0	734.4			562.1	259.7	18.7	1,585.9	203.3
PINK L. APPLE	83.2	27.1	641.4		410.9				1,162.6	92.9
THOMPSON GRAPE	626.1	103.9	178.7	9.4	125.4		16.5		1,060.1	142.5
C. PINK APPLE	455.3	402.5			95.7		24.3		977.8	56.4
CLEMENUL. CLEMENT	401.9	205.9							607.8	79.8
BING CHERRY	82.4	124.6	148.2		29.4	198.1			582.7	133.9
RICH. D. APPLE			276.5			42.5	235.3		554.2	31.7
FUJI RO. APPLE	83.9	96.2				367.1			547.3	28.7
LINERS	7,709.8	2,125.6	5,314.6	224.3	5,054.6	3,801.9	2,175.3	354.2	26,760	1,930.9
CHARTERS	2,457.6	784.3	84.7	175.0	74.7	5.7			3,581.9	447.8
LAND FREIGHT			42.8				52.1		94.9	8.0
AIR FREIGHT	1.9		18.4		9.4	43.0			72.7	18.0
TONS	2008-09	10,169	2,909.9	5,460.6	399.3	5,138.6	3,850.6	2,227.3	354.2	30,510
TH.CASES	2008-09	769.7	252.2	526.0	23.2	401.4	277.3	135.3	19.8	2,404.7

## Exports by Consignee

Season 2008/2009 (Tons)

CONSIGNEE	MKT	APPLE	GRAPE	CHERRY	CLEMENT	PEAR	RY. GALA	BRAEBURN	FUJI	GRANNIES	CRIMSON	TOTAL		
Loblaws Companies East Prod.	NAM	1,655.8	1,500.9	98.3	151.2		1,249.1			366.2	703.5	3,573.2		
Wal-Mart Stores, Inc.	NAM	2,032.7					1,363.9	146.3	249.5	113.4		2,032.7		
The Oppenheimer Group	NAM	1,055.8	376.7		18.6	65.0	648.8	113.9		144.4	169.8	1,559.1		
Socomo S.A.	EUR	929.2	486.8	1.5			483.4			123.3		1,417.4		
Vanguard Marketing Services LLC	FAR	997.1	206.1	20.0					701.0			1,223.3		
Chiquita Fresh North America	NAM	1,198.6					680.1			64.2		1,198.6		
Kingo Fruits Co., Ltd.	FAR	1,014.3	93.5	85.1			375.3		548.2	19.8		1,192.9		
Orchard World Ltd.	EUR	1,115.6					569.5	284.8		47.4		1,115.6		
Shanghai New Long March Int. Trade	FAR	731.2	261.8	49.1			708.6			22.6		1,042.2		
To Order	EUR	604.3	364.1	1.5			565.3			39.0	224.5	969.9		
Bacchus Fresh International	NAM	854.6				69.9	619.2	149.8		42.8		924.5		
Paramount Export Co	NAM	703.7		14.6			209.5		230.0			718.3		
Worldwide Fruits UK	EUR	644.9					369.8	86.1		8.5		644.9		
Frucom Hamburg GmbH & Co	EUR	621.6					589.0	32.6				621.6		
Agility Logistics Ltd.	EUR	508.7	37.3				292.5	216.2			23.4	546.0		
Fruticola de Colombia S.A.	LAT	530.1					512.5			17.6		530.1		
SAFCO of America LLC	NAM		515.8								205.7	515.8		
Sydney Hart Ltd.	EUR	470.1					405.9	64.2				470.1		
Fruit Growers Alliance Ltd.	EUR	281.5	129.5				78.0	203.5				411.0		
European Produce Co (EPCO) Ltd.	EUR	393.7	13.5				102.5	161.2		88.0		407.2		
Fisher Capespan	NAM				373.3							373.3		
Cobana Fruchtring GmbH & Co	EUR	258.5				112.0		130.7		127.8		370.5		
Chelan Fresh Marketing	NAM	320.6						191.6				320.6		
International Produce Ltd.	EUR	320.1					63.4	104.6				320.1		
Others		5,649.1	1,556.7	343.2	64.8	203.5	3,477.1	387.6	175.8	606.6	391.1	8,010.8		
TONS	2008/2009			22,892.0	5,542.8	613.3	607.8	450.4	13,363.0	2,273.0	1,904.6	1,831.6	1,718.0	30,510
TH.CASES	2008/2009			1,395.5	712.3	140.0	79.8	34.4	800.9	162.6	98.5	105.8	215.6	2,404.7

## Exports by Destination Market

Season 2008/2009 (Tons)

PRODUCE	EUROPE			NORTH AMERICA		FAR	LATIN	MIDDLE	TOTAL TONS			TOTAL TH.CASES		
	CONT	RUS	UK	EAST	WEST	EAST	AMERIC	EAST	2008-09	2007-08	2006-07	2008-09	2007-08	2006-07
APPLES	2.002.9	89.2	2.177.9	2.578.8	247.4	1.658.8	566.5	953.6	10.275	11.819	13.137	610.4	702.5	784.0
NECTARINES	732.3	18.4	458.1	447.4	1.792.1	2.113.4	92.5		5.654.1	5.329.0	4.444.8	698.2	692.4	567.1
KIWIFRUIT	1.744.2		185.7	64.8	411.2		524.0		2.930.0	3.377.0	2.140.7	297.0	343.2	218.9
PLUMCOTS	45.9		294.6	295.0	935.9	1.308.3	9.2		2.888.9	1.993.3	1.835.3	365.8	257.0	243.8
PEACHES	123.7		13.6	373.0	1.389.3	15.9	46.2		1.961.6	1.877.4	1.656.5	255.4	251.7	216.5
TABLE GRAPES	660.2			311.6	209.4		65.8		1.246.9	1.209.2	1.143.1	185.5	185.6	175.5
PLUMS	276.3	14.6	341.5	124.7	98.2	198.2	79.8	73.4	1.206.7	984.8	1.420.9	155.9	143.3	211.9
PEARS	477.2								477.2	396.3	173.9	31.4	25.8	11.6
BLUEBERRIES	97.0		63.8	13.7		16.9			191.5	64.1	23.9	103.3	30.9	15.1
CHERRIES	11.2		4.3	18.7	54.3	45.0			133.5	158.7	92.1	26.7	31.7	18.4
RY. GALA	APPLE	658.8		1.486.7	1.566.1	42.7	105.1	526.8	5.109.8	5.881.4	5.909.9	319.2	360.2	358.2
HAYWARD	KIWIS	1.744.2		185.7	64.8	411.2		524.0	2.930.0	3.377.0	2.140.7	297.0	343.2	218.9
GRANNIES	APPLE	814.2	71.3	348.7	443.6		59.3	19.8	1.851.9	1.499.9	2.481.2	106.4	89.7	143.2
FLV. FALL	PLUMCOT			290.4	45.9	435.7	968.3		1.740.2	1.074.0	712.5	217.5	134.2	95.9
FUJI	APPLE				67.2	183.7	1.307.2		1.558.1	1.818.4	2.054.2	78.4	93.0	108.8
PINK L.	APPLE	293.1		207.0	460.5				960.6	1.308.0	1.288.5	56.3	79.7	82.7
DAP. DANDY	PLUMCOT	45.9			133.3	390.8	87.2	9.2	666.4	513.9	581.1	87.5	70.7	78.0
NOT DEF	NECTARIN	42.5	18.4	46.4	46.1	179.7	244.8	9.8	587.8	593.9	556.3	74.7	84.2	73.3
AU. PEARL	NECTARIN			33.4	16.2	209.3	305.3		564.3	506.5	410.1	65.6	62.9	50.2
AR. MIST	NECTARIN			1.6	3.5	116.8	433.3		555.2	574.4	245.6	62.9	74.6	31.4
PACKHAMS	PEAR	477.2							477.2	396.3	173.9	31.4	25.8	11.6
SUGRAONE	GRAPE	340.3			65.3	54.3			460.0	523.9	438.8	76.6	87.7	71.8
BR. PEARL	NECTARIN	3.2		21.7	53.2	132.0	232.3		442.4	462.3	414.4	51.7	55.4	48.8
LINERS		5.018.9		2.769.2	2.681.5	762.0	5.332.3	889.2	17.643	16.069	14.167	1.554.8	1.254.7	1.045.1
CHARTERS		1.140.9	122.2	734.8	1.226.6	4.348.4	1.9		8.411.8	10.663	11.443	1.081.1	1.342.3	1.353.6
LAND FREIGHT								533.1	533.1	213.2	220.9	55.4	21.3	21.8
AIR FREIGHT		11.2		35.4	67.8	27.5	22.3	0.007	164.1	288.2	242.7	26.9	48.2	43.0
TOTAL TONS	2008-09	6.171.0	122.2	3.539.4	4.227.6	5.137.8	5.356.5	1.422.3	1.027.0	27.004				
	2007-08	7.602.9	49.8	3.611.8	3.893.1	5.063.6	3.866.8	2.074.2	1.070.9		27.233			
	2006-07	6.044.1	102.7	4.196.6	6.587.1	3.583.4	3.304.9	1.656.3	599.5		26.074			
TOTAL TH.CASES	2008-09	678.2	9.3	354.0	358.3	633.1	507.3	117.7	75.4			2.733.4		
	2007-08	796.5	4.9	332.4	373.2	627.8	327.2	128.3	76.3				2.666.5	
	2006-07	613.4	5.6	375.4	617.8	426.0	278.0	99.3	47.9					2.463.5

## Exports by Consignee

Season 2008/2009 (Tons)

CONSIGNEE	MKT	APPLE	NECTARIN	KIWIS	PLUMCOT	PEACH	RY. GALA	HAYWARD	GRANNIES	FLV. FALL	FUJI	TOTAL	
Hillfresh International B.V.	EUR	1.766.1	586.1	1.600.2	45.9	123.7	680.2	1.600.2	792.8			5.422.9	
Kingsburg Orchards	NAM		1.257.9		1.002.7	1.014.5				418.5		3.286.3	
Dor Lung Co. Ltd.	FAR	142.1	824.0		1.172.2		82.8		59.3	877.5		2.395.3	
Empire World Trade Ltd.	EUR	2.113.6	9.6		32.2		1.422.5		348.7	32.2		2.174.3	
Fullbloom Int'l Limited	FAR	775.6	598.0		68.0	13.8				45.4	673.5	1.458.1	
Sierra Produce	NAM		246.3	476.0	96.4	306.8		476.0		42.1		1.391.8	
Mohammed A. Sharbatly Co. Ltd	MID	953.6					723.6		95.0			1.027.0	
F.P.D., Inc	NAM	40.7	415.7		53.4	240.0				21.1	40.7	850.8	
Stanley Orchards Sales, Inc.	NAM	835.0					372.9		126.4		143.0	835.0	
Mack Multiples	EUR		270.1		225.8	11.5				221.7		724.4	
Whole Green Trading Co., Ltd.	FAR		622.3		68.0	2.1				45.4		692.4	
Fruit Well Trading Co., Ltd.	FAR	674.2									633.8	674.2	
Sbrocco International, Inc.	NAM	535.4	64.1			52.4	355.6		80.1			659.4	
Wal-Mart Stores, Inc.	NAM	405.2	78.9			79.0	338.0				67.2	644.1	
Fisher Capespan	NAM	605.0					269.3		147.3			641.3	
Basesurcorp S.A.	LAT	384.3	20.8				384.3					405.1	
Primafruit	EUR		121.1	185.7	36.5	2.0		185.7		36.5		401.5	
Sunny Valley Int., Inc.	NAM											308.0	
Cedit U.S.A Inc.	NAM	297.8					166.1		89.8			297.8	
Ballantine Produce Co., Inc.	NAM		144.0		78.4	57.6						280.0	
Dubacano	LAT	98.9	13.0	134.4	9.2		98.9	134.4				274.0	
Fresh-Connection Fruchthimport GmbH	EUR	63.7	76.0				21.4		21.4			232.5	
Dellafrutta Comercio A tacadista de Frutas Ltda.	LAT		18.7	87.4	0.007	18.7		87.4				210.7	
Putruele Hnos.S.A.A.I.C.	LAT			192.5				192.5				192.5	
Others			583.7	287.7	253.8	39.5	194.3	253.8	91.1			1.524.5	
TOTAL TONS	2008/2009		10.275.0	5.654.1	2.930.0	2.888.9	1.961.6	5.109.8	2.930.0	1.851.9	1.740.2	1.558.1	27.004
	2007/2008		11.819.0	5.329.0	3.377.0	1.993.3	1.877.4	5.881.4	3.377.0	1.499.9	1.074.0	1.818.4	27.233
	2006/2007		13.137.0	4.444.8	2.140.7	1.835.3	1.656.5	5.909.9	2.140.7	2.481.2	712.5	2.054.2	26.074
TOTAL TH.CASES	2008/2009		610.4	698.2	297.0	365.8	255.4	319.2	297.0	106.4	217.5	78.4	2.733.4
	2007/2008		702.5	692.4	343.2	257.0	251.7	360.2	343.2	89.7	134.2	93.0	2.666.5
	2006/2007		784.0	567.1	218.9	243.8	216.5	358.2	218.9	143.2	95.9	108.8	2.463.5

### Exports by Destination Market

Season 2008/2009 (Tons)

PRODUCE	NORTH AMERICA		EUROPE			FAR	LATIN	TOTAL TONS			TOTAL TH.CASES		
	EAST	WEST	CONT	RUS	UK	EAST	AMERIC	2008-09	2007-08	2006-07	2008-09	2007-08	2006-07
AVOCADOS	2.275.7	6.055.4	1.078.3		708.9		240.9	10.359	11.550	18.217	1.068.0	1.220.8	1.964.9
LEMONS	1.362.2	1.903.6		24.8		1.228.5		4.519.1	3.147.7	3.962.9	263.3	183.0	230.4
KIWIFRUIT	899.0	513.1	686.4	62.4	112.2	552.0	383.8	3.208.9	1.303.8	1.434.3	330.7	133.4	150.7
ORANGES	220.0	169.9	1.065.1			568.6	237.1	2.260.8	689.4	1.240.4	143.6	39.1	77.8
TABLE GRAPES	932.6	242.8	403.4	55.1	11.6	301.1	216.4	2.163.0	2.743.4	4.176.0	274.7	352.5	512.9
CLEMENTINES	374.1	60.6	118.6				19.5	572.7	503.1	207.2	63.9	81.6	63.6
MANDARINES	356.6	84.0					5.3	445.8			29.7		
GRAPEFRUITS			64.8	21.6			264.3	350.7	60.5	386.1	25.3	4.3	27.6
PERSIMMONS	128.4	71.5	13.3					213.2	196.9	258.2	70.3	65.6	81.2
CHERRIES	2.8							2.8	6.5	3.0	0.6	1.3	0.6
HASS AVOCADO	2.254.2	5.973.3	1.078.3		708.9		240.9	10.255	11.528	18.217	1.058.2	1.218.8	1.964.9
GENOVA LEMON	1.362.2	1.903.6		24.8		1.228.5		4.519.1	3.147.7	3.962.9	263.3	183.0	230.4
HAYWARD KIWIS	837.1	513.1	603.6	62.4	89.4	458.4	287.8	2.851.8	1.303.8	1.434.3	294.9	133.4	150.7
NAVELS ORANGE	158.8	72.0	929.8				92.8	1.253.4	330.7	284.7	80.3	17.0	17.6
CRIMSON GRAPE	401.9	89.6	137.0			4.0	37.2	683.8	441.0	1.122.9	89.8	58.3	136.3
NAVEL LT. ORANGE	60.0	96.7					445.7	78.3	680.8	315.2	860.5	42.7	19.2
THOMPSON GRAPE	376.9	93.7	59.3	55.1	7.6	56.7	16.8	666.1	852.6	1.202.3	84.2	113.9	149.4
CLEMENUL. CLEMENT	374.1	60.6	118.6				19.5	572.7	503.1	207.2	63.9	81.6	63.6
R. GLOBE GRAPE			131.0				207.2	117.2	455.5	631.0	55.4	76.0	119.4
NOT DEF KIWIS	62.0		82.8		22.8	93.6	96.0	357.2			35.8		
STAR RUBY GRAPEFR.			64.8	21.6			264.3	350.7	60.5	386.1	25.3	4.3	27.6
LANE LATE ORANGE	1.2	1.2	135.3				104.7	66.0	308.4	43.5	19.3	2.9	2.9
NOT DEF MAND.	227.9	63.0					5.3	296.1			19.7		
LINERS	4.850.8	5.478.4	3.254.9	46.4	821.6	2.650.2	637.1	17.739	10.312	14.044	1.643.9	1.130.3	1.572.4
CHARTERS	1.365.3	3.599.6	152.9	117.5	11.1			5.246.5	9.477.0	15.241	519.4	901.0	1.464.9
LAND FREIGHT							730.1	730.1	359.3	543.1	63.5	33.5	54.4
AIR FREIGHT	38.6	22.9						61.5	52.9	58.0	19.4	16.8	18.0
<b>TOTAL TONS</b>	<b>2008-09</b>	<b>6.551.4</b>	<b>9.100.9</b>	<b>3.429.9</b>	<b>163.9</b>	<b>832.7</b>	<b>2.650.2</b>	<b>1.367.2</b>	<b>24.096</b>				
	<b>2007-08</b>	<b>4.015.8</b>	<b>9.909.3</b>	<b>3.023.3</b>	<b>199.0</b>	<b>935.7</b>	<b>1.676.4</b>	<b>441.9</b>		<b>20.201</b>			
	<b>2006-07</b>	<b>5.118.8</b>	<b>15.247.4</b>	<b>4.247.1</b>		<b>563.0</b>	<b>3.942.5</b>	<b>766.8</b>			<b>29.886</b>		
<b>TOTAL TH.CASES</b>	<b>2008-09</b>	<b>589.0</b>	<b>770.9</b>	<b>418.9</b>	<b>15.8</b>	<b>151.9</b>	<b>199.7</b>	<b>123.9</b>			<b>2.270.2</b>		
	<b>2007-08</b>	<b>409.1</b>	<b>858.1</b>	<b>427.0</b>	<b>23.2</b>	<b>178.5</b>	<b>144.0</b>	<b>41.6</b>				<b>2.081.6</b>	
	<b>2006-07</b>	<b>540.1</b>	<b>1.362.0</b>	<b>689.9</b>		<b>108.5</b>	<b>338.2</b>	<b>70.9</b>					<b>3.109.6</b>

### Exports by Consignee

Season 2008/2009 (Tons)

CONSIGNEE	MKT	AVOCADO	LEMON	KIWIS	ORANGE	GRAPE	HASS	GENOVA	HAYWARD	NAVELS	CRIMSON	TOTAL
To Order	NAM	2.695.9	2.210.5	684.0	147.6		2.653.0	2.210.5	684.0	87.6		6.277.2
Index Fresh, Inc.	NAM	2.123.1					2.062.4					2.123.1
To Order	FAR		1.087.3	144.0	48.0	17.7		1.087.3	98.4			1.297.0
To Order	EUR	175.9	24.8	559.8	29.7	172.6	175.9	24.8	549.0	7.2	82.7	1.094.6
Jac Vandenberg, Inc.	NAM		148.6	249.9		653.1		148.6	249.9		297.6	1.074.7
Wal-Mart Stores, Inc.	NAM	1.027.4					1.027.4					1.049.5
Pro Citrus Network	NAM		807.6					807.6				891.6
Geest Melrow Salad Ltd	EUR	708.9					708.9					708.9
Fruteria, Inc.	FAR			360.0	146.8	194.8			312.0		37.2	701.7
Mission Produce, Inc.	NAM	667.5					667.5					667.5
Tanus Jalil e Hijos S.R.L.	LAT	198.8		21.4	71.5		198.8		21.4	42.4		566.1
Mc. Daniel Fruit Company	NAM	544.9					544.9					544.9
H. E. Butt Grocery Company	NAM	279.6		48.0		204.7	279.6		48.0		68.9	532.2
Arc Eurobanan S.L.	EUR			24.0	431.3	53.1			24.0	398.6		508.4
To Order	LAT	21.7	266.8	141.7	48.1		21.7		170.8	26.4	5.3	503.0
Avocados Del Rey	NAM	468.7					468.7					468.7
Agricola Gloria Due S.R.L.	EUR			120.0	264.0	13.2			48.0	264.0		440.4
Rio Vista Limitada	NAM			178.4		207.4			178.4		55.8	405.8
LGS Specialty Sales Ltd	NAM		24.8			74.8		24.8			35.4	393.1
CMR Group	EUR				243.7					163.5		243.7
Courchesne Larose Ltee.	NAM			90.3	144.4				49.3	143.2		234.7
Henry Avocado Corp.	NAM	225.9					225.9					225.9
Goldspan Ltd.	FAR		117.6		95.5			117.6				213.1
Giumarra Bros Fruit Co., Inc.	NAM			161.5		35.4			140.5		33.8	199.9
Others		1.220.9	97.8	300.8	496.7	488.0	1.220.9	97.8	278.0	120.5	67.2	2.740.5
<b>TOTAL TONS</b>	<b>2008/2009</b>	<b>10.359.0</b>	<b>4.519.1</b>	<b>3.208.9</b>	<b>2.260.8</b>	<b>2.163.0</b>	<b>10.255.0</b>	<b>4.519.1</b>	<b>2.851.8</b>	<b>1.253.4</b>	<b>683.8</b>	<b>24.096</b>
	<b>2007/2008</b>	<b>11.550.0</b>	<b>3.147.7</b>	<b>1.303.8</b>	<b>689.4</b>	<b>2.743.4</b>	<b>11.528.0</b>	<b>3.147.7</b>	<b>1.303.8</b>	<b>330.7</b>	<b>441.0</b>	<b>20.201</b>
	<b>2006/2007</b>	<b>18.217.0</b>	<b>3.962.9</b>	<b>1.434.3</b>	<b>1.240.4</b>	<b>4.176.0</b>	<b>18.217.0</b>	<b>3.962.9</b>	<b>1.434.3</b>	<b>284.7</b>	<b>1.122.9</b>	<b>29.886</b>
<b>TOTAL TH.CASES</b>	<b>2008/2009</b>	<b>1.068.0</b>	<b>263.3</b>	<b>330.7</b>	<b>143.6</b>	<b>274.7</b>	<b>1.058.2</b>	<b>263.3</b>	<b>294.9</b>	<b>80.3</b>	<b>89.8</b>	<b>2.270.2</b>
	<b>2007/2008</b>	<b>1.220.8</b>	<b>183.0</b>	<b>133.4</b>	<b>39.1</b>	<b>352.5</b>	<b>1.218.8</b>	<b>183.0</b>	<b>133.4</b>	<b>17.0</b>	<b>58.3</b>	<b>2.081.6</b>
	<b>2006/2007</b>	<b>1.964.9</b>	<b>230.4</b>	<b>150.7</b>	<b>77.8</b>	<b>512.9</b>	<b>1.964.9</b>	<b>230.4</b>	<b>150.7</b>	<b>17.6</b>	<b>136.3</b>	<b>3.109.6</b>

## Exports by Destination Market

Season 2008/2009 (Tons)

PRODUCE	EUROPE			NORTH AMERICA		LATIN	FAR	TOTAL TONS		TOTAL TH.CASES	
	CONT	RUS	UK	EAST	WEST	AMERIC	EAST	2008-09	2007-08	2008-09	2007-08
APPLES	6.017.4		718.0	3.559.2	436.2	1.261.1	412.7	12.405	13.490	779.8	879.9
PEARS	3.744.4			214.9	247.4		126.7	4.333.4	3.371.0	376.9	319.1
TABLE GRAPES	741.3	35.2	161.4	961.4	311.7			2.263.2	2.007.2	357.0	318.6
NECTARINES	161.6			520.8	307.5			989.9	990.1	125.7	126.3
CHERRIES	233.0		17.6	173.7	161.2		209.6	795.1		159.0	
PEACHES				241.1	280.6	43.1		564.7	303.0	68.4	38.3
PLUMS	130.2			185.0	139.7			454.9	163.9	64.4	24.3
RY. GALA APPLE	1.738.2		227.9	717.6		743.4	40.9	3.467.9	3.385.2	208.1	210.6
GRANNIES APPLE	1.276.9		271.4	1.453.3	51.0	390.6	20.4	3.463.6	4.100.7	211.3	258.1
PACKHAMS PEAR	1.541.2			49.5	139.0	97.9		1.827.6	841.3	119.5	55.8
C. PINK APPLE	952.5		51.2	661.3	89.5			1.754.5	1.386.6	123.0	98.8
ABATE FT. PEAR	1.070.0							1.070.0	1.097.6	109.0	108.6
FUJI APPLE	135.4			274.4	272.7	9.7	351.4	1.043.7	999.5	59.8	62.4
PINK L. APPLE	925.1		103.3					1.028.4	1.576.9	72.8	113.6
BRAEBURN APPLE	307.4		44.6	452.6	23.1			827.7	823.9	54.0	56.6
BING CHERRY	233.0			173.7	161.2		209.6	777.5		155.5	
FORELLE PEAR	740.9			7.5				748.4	710.2	68.3	83.0
R.K.O. APPLE	679.9		19.6			32.4		731.9	432.4	46.3	30.5
CRIMSON GRAPE	107.0	29.2	79.9	436.8	67.3			720.1	700.1	101.8	105.6
THOMPSON GRAPE	234.5		41.7	217.8	90.1			584.2	526.1	95.6	88.3
LINERS	7.580.0	35.2	668.0	2.787.9	809.3	1.430.9	592.1	13.903	8.326.8	1.100.5	639.7
CHARTERS	3.439.0		228.9	3.054.1	1.073.1		61.9	7.857.0	11.888	821.5	1.053.7
AIR FREIGHT	9.0			14.1	1.9			20.5	45.4	9.1	
LAND FREIGHT									110.4		13.1
<b>TONS</b>	<b>2008-09</b>	<b>11.028</b>	<b>35.2</b>	<b>896.9</b>	<b>5.856.1</b>	<b>1.884.4</b>	<b>1.430.9</b>	<b>674.5</b>	<b>21.806</b>		
	<b>2007-08</b>	<b>11.587</b>		<b>1.342.0</b>	<b>5.527.1</b>	<b>1.290.0</b>	<b>213.5</b>	<b>366.3</b>		<b>20.326</b>	
<b>TH.CASES</b>	<b>2008-09</b>	<b>1.015.6</b>	<b>4.3</b>	<b>85.0</b>	<b>480.4</b>	<b>199.5</b>	<b>76.7</b>	<b>69.6</b>		<b>1.931.1</b>	
	<b>2007-08</b>	<b>1.018.9</b>		<b>111.1</b>	<b>443.4</b>	<b>103.0</b>	<b>11.1</b>	<b>19.0</b>			<b>1.706.5</b>

## Exports by Consignee

Season 2008/2009 (Tons)

CONSIGNEE	MKT	APPLE	PEAR	GRAPE	NECTARIN	CHERRY	RY. GALA	GRANNIES	PACKHAMS	C. PINK	ABATE FT.	TOTAL		
Capespan	EUR	1.162.4	729.9	281.7	134.3		271.7	308.1	265.4	205.0	274.4	2.338.3		
Kopke Jr.Inc., William H.	NAM	515.5	88.1	567.0	399.4	148.6	106.1	283.8	26.5			2.039.0		
Fruchthansa GmbH	EUR	867.1	784.0	105.7	23.8		308.7	123.2	307.5	89.9	251.9	1.815.8		
Citronas B.V.	EUR	1.056.7	550.9	128.8	3.6		209.3	275.9	243.2	246.7	212.0	1.775.3		
Stanley Orchards Sales, Inc.	NAM	1.382.5	195.8			19.0	221.6	567.7	69.1	239.7		1.597.4		
The Oppenheimer Group	NAM	286.1	17.9	308.5	237.9		108.9	18.4		33.6		1.098.6		
Veveci Fruit B.V.	EUR	481.6	455.5	66.2			140.9	83.8	224.8		102.9	1.032.9		
Eurofrugt A / S	EUR	859.3	164.3				307.7	200.3	68.9	103.6		1.023.6		
Fisher Capespan	NAM	972.9					116.8	370.2		256.7		972.9		
Bengard Marketing	NAM	41.0	160.3	177.7	154.9	122.3		8.2	92.9	9.8		791.7		
Terragaia	EUR	643.1	107.8	26.5		1.3	164.4	91.5	107.8	146.3		778.7		
Fruitera Del Litoral Colombia	LAT	586.9	26.5				411.0	160.8	26.5			613.4		
Indigo Fruit SAS	EUR	472.9	132.5				185.7	59.2	132.5	28.4		605.4		
Bargosa S.A.	EUR	65.5	215.6	53.0		231.8		18.7	54.7			565.9		
Sbrocco International, Inc.	NAM	360.3		17.7	5.8	44.3	21.4	213.1		82.6		433.1		
Fruitera del Litoral Cia. Ltda.	LAT	386.4	46.1				201.9	149.1	23.0			432.5		
Loblaws Companies East Prod.	NAM	142.7		202.2	20.8		142.7					384.5		
Peviani Spa.	EUR	18.7	251.9	66.2				18.7			110.3	336.9		
Vogelaar Vredehof B.V.	EUR	260.3	46.1				99.9	139.9	46.1	20.6		306.4		
Arbola Produce, Inc.	NAM	169.4			9.6					46.1		297.5		
Fruittal Distribuzione S.R.L.	EUR	55.6	200.0	13.2				6.7			102.9	268.9		
Univeg Katope France	EUR	201.1	44.1				64.2	58.4	44.1	76.4		245.3		
Jane Bros Enterprise Co., Ltd.	FAR	165.7		17.7								183.4		
Alfred Price & Sons Ltd.	EUR	21.4		161.4				21.4				182.8		
Others		1.229.7	115.8	69.7		227.9	384.8	286.4	94.5	169.1	15.6	1.686.1		
<b>TONS</b>	<b>2008/2009</b>			<b>12.405.0</b>	<b>4.333.4</b>	<b>2.263.2</b>	<b>989.9</b>	<b>795.1</b>	<b>3.467.9</b>	<b>3.463.6</b>	<b>1.827.6</b>	<b>1.754.5</b>	<b>1.070.0</b>	<b>21.806</b>
	<b>2007/2008</b>			<b>13.490.0</b>	<b>3.371.0</b>	<b>2.007.2</b>	<b>990.1</b>		<b>3.385.2</b>	<b>4.100.7</b>	<b>841.3</b>	<b>1.386.6</b>	<b>1.097.6</b>	<b>20.326</b>
<b>TH.CASES</b>	<b>2008/2009</b>			<b>779.8</b>	<b>376.9</b>	<b>357.0</b>	<b>125.7</b>	<b>159.0</b>	<b>208.1</b>	<b>211.3</b>	<b>119.5</b>	<b>123.0</b>	<b>109.0</b>	<b>1.931.1</b>
	<b>2007/2008</b>			<b>879.9</b>	<b>319.1</b>	<b>318.6</b>	<b>126.3</b>		<b>210.6</b>	<b>258.1</b>	<b>55.8</b>	<b>98.8</b>	<b>108.6</b>	<b>1.706.5</b>

## Agua Santa, Exportadora (Greentree)

Phone: 56 (2) 7563100  
 Fax: 56 (2) 7563140 / 2467288  
 e-mail: jebalbontin@greentree.cl  
 Contact: Juan Esteban Balbontin

RUT: 96647510-2  
 Cruz del Sur 133, Of. 601  
 Las Condes, Santiago



### Exports by Destination Market

Season 2008/2009 (Tons)

PRODUCE	NORTH AMERICA		EUROPE			FAR	LATIN	TOTAL TONS			TOTAL TH.CASES		
	EAST	WEST	CONT	RUS	UK	EAST	AMERIC	2008-09	2007-08	2006-07	2008-09	2007-08	2006-07
TABLE GRAPES	3.236.4	2.031.1	1.679.5	971.2	108.0	336.5	19.5	8.382.1	9.622.8	9.800.2	1.153.3	1.289.3	1.357.7
KIWIFRUIT	112.4	835.6	2.025.4	465.3		672.0	113.4	4.224.2	4.518.1	4.955.6	430.5	446.1	497.0
PLUMS	1.059.7	1.086.7	750.5	55.2	36.0	64.5	146.6	3.199.2	2.995.7	3.093.8	443.1	425.9	450.8
NECTARINES	805.5	784.5	119.5					1.709.4	1.608.1	1.661.0	213.6	198.7	202.7
PEARS	207.3	988.6	62.4					1.258.3	1.448.9	1.319.1	70.8	80.5	73.6
ORANGES	24.0	34.8	558.3					617.1	73.4		36.9	4.3	
APPLES	41.3		454.4	31.2	38.7		42.0	607.7	405.3	741.5	43.2	27.6	48.5
PEACHES	211.5	308.5	1.0					521.0	459.7	388.5	62.7	55.9	47.0
CHERRIES	66.8	52.5	9.9					140.8	202.2	85.1	30.0	40.4	17.0
LEMONS	24.8	63.1						87.9			5.1		
HAYWARD KIWIS	112.4	835.6	2.025.4	465.3		672.0	113.4	4.224.2	4.498.9	4.934.5	430.5	444.2	494.9
R. GLOBE GRAPE	1,047.0	421.1	654.7	408.5		336.5		2,867.9	2,971.5	3,451.9	386.7	369.6	486.5
CRIMSON GRAPE	1,068.1	734.5	129.8	104.7	20.8		19.5	2,077.3	2,049.4	2,032.0	266.9	248.8	266.2
ANGELENO PLUM	543.4	521.7	335.7	55.2	36.0	64.5	83.4	1,640.0	1,242.8	1,153.3	221.3	183.0	169.8
THOMPSON GRAPE	399.9	474.7	174.1	206.1	22.0			1,276.8	1,737.1	2,434.7	166.9	251.2	348.6
SUGRAONE GRAPE	0.8	115.7	649.2	251.9	43.2			1,060.8	1,052.1	513.8	192.8	184.1	87.7
PACKHAMS PEAR		652.0	17.3					669.3	769.4	877.0	37.2	42.7	49.0
FLAME SDL GRAPE	438.8	205.6				22.0		666.3	1,308.9	1,077.6	82.4	168.3	132.7
NAVELS ORANGE		10.8	509.1					519.9	73.4		30.8	4.3	
S. BARTL. PEAR	184.3	306.4	23.0					513.8	601.3	386.8	28.5	33.4	21.5
LARRY ANN PLUM	119.1	125.0	200.6					444.7	610.3	536.0	69.6	84.2	84.1
B. AMBAR PLUM	124.2	89.9	64.6				50.3	328.9	350.6	356.5	45.0	47.8	48.7
GRANNIES APPLE	7.4		195.6	31.2	38.7		42.0	314.9	210.3	361.5	21.5	14.8	24.3
CHARTERS	5,570.3	5,137.1	1,630.3	1,301.2	127.1			13,766	14,262	16,823	1,652.7	1,680.2	2,058.8
LINERS	136.0	1,026.5	3,656.2	221.8	55.6	1,076.9	44.6	6,217.5	6,646.9	4,777.4	718.3	815.7	565.4
LAND FREIGHT			363.6				277.0	640.5	270.4	416.5	97.3	38.9	60.4
AIR FREIGHT	45.7	22.6	10.8				7.7	86.8	193.7	83.6	19.3	38.8	16.9
TOTAL TONS	2008-09	5,796.4	6,186.3	5,660.9	1,522.9	182.7	1,084.6	321.5	20,755				
	2007-08	6,176.9	7,031.2	5,551.9	1,459.9	209.6	731.7	212.0		21,373			
	2006-07	5,911.7	8,018.9	5,759.4	1,126.5	97.1	972.4	214.0			22,100		
TOTAL TH.CASES	2008-09	689.8	667.9	790.7	163.7	28.5	117.7	31.9			2,490.2		
	2007-08	748.2	751.8	748.2	176.0	41.5	83.9	23.9				2,573.6	
	2006-07	709.9	874.5	846.9	134.2	7.8	105.2	22.9					2,701.4

### Exports by Consignee

Season 2008/2009 (Tons)

CONSIGNEE	MKT	GRAPE	KIWIS	PLUM	NECTARIN	PEAR	HAYWARD	R. GLOBE	CRIMSON	ANGELENO	THOMPSON	TOTAL	
Sierra Produce	NAM	3,568.7	919.3	1,768.8	1,275.8	1,080.7	919.3	909.2	1,184.6	897.2	724.2	9,199.0	
Kopke Jr.Inc., William H.	NAM	1,698.8	22.4	377.6	314.1	115.2	22.4	558.9	618.0	168.0	150.3	2,679.4	
Hermanos Fernández López S.A.	EUR	425.7	629.4	309.9	65.5	62.4	629.4	212.3	34.2	121.6	55.7	1,791.5	
OOO Stroi Time	EUR	836.6	351.2	55.2			351.2	408.5	104.7	55.2	206.1	1,274.2	
Hage International B.V.	EUR	471.3	111.0	75.6	13.7		111.0	87.5	75.1	20.4	45.8	1,048.7	
Fruttital Distribuzione S.R.L.	EUR	243.0	361.6	170.2			361.6	99.5		109.5	56.6	816.1	
Cultivar, S.A.	EUR	225.7	306.3	140.8	31.3		306.3	141.2		62.6	8.0	705.8	
Olympic Fruit B.V.	EUR	214.8	89.1	25.8	9.0		89.1	50.6	20.5	7.8	8.0	569.1	
To Order	FAR	35.4	380.8				380.8	35.4				416.2	
Univeg Katope France	EUR		124.8	28.2			124.8			13.8		227.5	
La Pinede	EUR		224.0				224.0					224.0	
Prizako Agency Sdn.	FAR	124.0		64.5				124.0		64.5		188.5	
Covering Industrial Corp.	FAR	177.1						177.1				181.0	
To Order	EUR		179.2				179.2					179.2	
OOO Praid	EUR	170.0										170.0	
Yara Alimentos Ltda.	LAT	19.5	22.9	83.2			22.9		19.5	42.2		167.6	
J W Sedgwick Ltd.	EUR	86.9		36.0					20.8	36.0	22.0	123.0	
OOO Inter Torg	EUR		114.1				114.1					114.1	
Fuji Corporation, Tsijiki	FAR		112.0				112.0					112.0	
Umina Brothers, Inc.	NAM											97.9	
J & D International Co.Ltd.	FAR		89.6				89.6					89.6	
Eurofrutas - Sociedade de Frutas, S.A.	EUR	63.6						63.6				63.6	
Imp. de Frutas La Violetera Ltda.	LAT		45.8				45.8					45.8	
Phobus Produce Sales	FAR		44.8				44.8					44.8	
Others			21.1	96.0	63.4		96.0			41.2		226.7	
TOTAL TONS	2008/2009		8,382.1	4,224.2	3,199.2	1,709.4	1,258.3	4,224.2	2,867.9	2,077.3	1,640.0	1,276.8	20,755
	2007/2008		9,622.8	4,518.1	2,995.7	1,608.1	1,448.9	4,498.9	2,971.5	2,049.4	1,242.8	1,737.1	21,373
	2006/2007		9,800.2	4,955.6	3,093.8	1,661.0	1,319.1	4,934.5	3,451.9	2,032.0	1,153.3	2,434.7	22,100
TOTAL TH.CASES	2008/2009		1,153.3	430.5	443.1	213.6	70.8	430.5	386.7	266.9	221.3	166.9	2,490.2
	2007/2008		1,289.3	446.1	425.9	198.7	80.5	444.2	369.6	248.8	183.0	251.2	2,573.6
	2006/2007		1,357.7	497.0	450.8	202.7	73.6	494.9	486.5	266.2	169.8	348.6	2,701.4



## Exports by Destination Market

Season 2008/2009 (Tons)

PRODUCE	EUROPE			NORTH AMERICA		LATIN	FAR	MIDDLE	TOTAL TONS			TOTAL TH.CASES		
	CONT	RUS	UK	EAST	WEST	AMERIC	EAST	EAST	2008-09	2007-08	2006-07	2008-09	2007-08	2006-07
KIWIFRUIT	5,360.4	92.8	781.8	1,306.0	556.0	1,279.4	1,196.7	287.2	10,860	8,562.6	8,158.8	1,231.4	923.1	913.2
APPLES	775.3		487.2	971.5	284.5	2,285.2	926.7	44.7	5,775.0	7,029.3	7,652.1	317.6	384.0	418.2
TABLE GRAPES	256.5	20.1	44.7	440.8	31.9	236.6	1,443.8		2,474.4	2,768.1	3,328.5	325.6	400.2	468.7
PEARS	565.0		22.2	255.0	127.6	10.4		22.3	1,002.4	1,396.7	1,447.6	83.3	94.7	96.8
CHERRIES	2.7			113.2	38.7	12.3	42.3		209.2	36.3		41.8	5.4	
NASHI PEARS										361.7	498.0		86.2	118.9
BABY KIWI FRUIT										1.9			1.3	
PLUMS											348.4			50.0
AVOCADOS											148.7			27.0
HAYWARD KIWI	5,288.4	92.8	781.8	1,299.8	556.0	1,257.0	1,190.7	287.2	10,754	8,517.8	8,158.8	1,220.8	918.7	913.2
RY. GALA APPLE	266.4		153.8	380.1	227.2	868.5	252.0		2,148.0	3,749.8	4,464.1	119.8	205.1	244.4
NOT DEF APPLE	230.9		266.6	279.6	21.4	284.2	208.0	44.7	1,335.4	157.1	192.7	74.8	10.8	10.5
R. GLOBE GRAPE	91.1	20.1	23.3			162.9	796.7		1,094.0	1,080.2	1,187.3	140.5	135.7	139.4
RED CHIEF APPLE	34.4					646.9			681.3	1,019.0	1,051.2	35.4	48.4	54.6
CRIMSON GRAPE	48.1		1.4	89.3		73.7	320.6		533.2	846.9	477.7	68.9	139.8	84.9
FUJI APPLE	26.5			50.4	21.4	23.9	400.8		523.1	514.2	590.3	27.6	27.3	32.0
RICH. D. APPLE	4.0					429.5			433.6	326.8	179.0	22.6	17.0	9.3
ABATE FT. PEAR	386.8							22.3	409.2	271.8	133.4	40.9	28.2	13.3
GRANNIES APPLE	120.3		37.9	178.7		15.3	20.4		372.6	754.2	787.1	20.7	41.5	43.1
G. BOSCH PEAR				185.9	103.4	5.8			295.1	632.0	251.8	16.4	35.4	14.4
AUT. RY. GRAPE	24.3		10.4	29.4	13.0		164.4		241.5	271.8	127.7	32.9	42.8	17.2
BLACK SDL GRAPE				211.2	17.1				228.3	201.6	138.7	27.1	24.7	16.9
LINERS	5,428.4	92.8	751.9	1,852.3	752.8	3,032.1	3,497.2	354.2	15,762	16,157	15,742	1,501.9	1,436.0	1,375.8
CHARTERS	1,523.3	20.1	584.0	1,196.2	278.7		101.8		3,704.1	3,694.6	5,407.0	405.2	425.8	673.7
LAND FREIGHT						779.5			779.5	270.5	408.0	80.3	27.1	38.0
AIR FREIGHT	8.1			17.4	7.2	12.3	10.5		55.5	34.4	24.8	11.2	6.0	5.5
<b>TOTAL TONS</b>	<b>2008-09</b>	<b>6,959.8</b>	<b>112.9</b>	<b>1,335.9</b>	<b>3,086.4</b>	<b>1,038.7</b>	<b>3,823.8</b>	<b>3,609.5</b>	<b>354.2</b>	<b>20,321</b>				
	<b>2007-08</b>	<b>7,324.4</b>	<b>392.7</b>	<b>965.5</b>	<b>3,373.4</b>	<b>1,130.7</b>	<b>3,668.6</b>	<b>3,284.5</b>	<b>16.9</b>	<b>20,157</b>				
	<b>2006-07</b>	<b>5,660.3</b>	<b>21.2</b>	<b>1,500.3</b>	<b>5,716.1</b>	<b>2,676.9</b>	<b>3,415.9</b>	<b>2,510.3</b>	<b>81.2</b>		<b>21,582</b>			
<b>TOTAL TH.CASES</b>	<b>2008-09</b>	<b>738.8</b>	<b>11.7</b>	<b>136.7</b>	<b>289.6</b>	<b>91.1</b>	<b>277.6</b>	<b>360.1</b>	<b>94.3</b>			<b>1,999.8</b>		
	<b>2007-08</b>	<b>722.1</b>	<b>42.8</b>	<b>104.9</b>	<b>303.6</b>	<b>135.3</b>	<b>242.4</b>	<b>338.5</b>	<b>5.3</b>				<b>1,894.9</b>	
	<b>2006-07</b>	<b>625.8</b>	<b>1.2</b>	<b>188.1</b>	<b>481.9</b>	<b>303.0</b>	<b>238.3</b>	<b>241.6</b>	<b>13.0</b>					<b>2,092.9</b>

## Exports by Consignee

Season 2008/2009 (Tons)

CONSIGNEE	MKT	KIWIS	APPLE	GRAPE	PEAR	CHERRY	HAYWARD	RY. GALA	NOT DEF	R. GLOBE	RED CHIEF	TOTAL	
Agricola Gloria Due S.R.L.	EUR	1,341.3	60.7	83.1	403.4		1,341.3			34.8	34.4	1,888.4	
Luis Vicente S.A.	EUR	967.8	189.5	18.1			967.8	1.0	168.3	15.4		1,175.3	
Kingo Fruits Co., Ltd.	FAR	278.2	467.4	327.4		15.4	272.2		122.1	205.0		1,088.3	
Chiquita Fresh North America	NAM	91.1	487.4	177.4	85.2		91.1	152.9	107.0			841.2	
Distribuidora de Frutas Santa Clara Ltda.	LAT		721.0					209.7	142.0		92.8	721.0	
Frutera del Litoral Cia. Ltda.	LAT	184.4	476.4				184.4	171.4	96.9		148.6	660.8	
Regatta Tropicals Ltd.	NAM	621.3				8.8	621.3					630.1	
Wal-Mart Stores, Inc.	NAM	149.6	370.2	89.7			149.6	227.2	79.8			609.5	
Salvi - Unacoa S.P.A.	EUR	382.2	96.9		67.2		382.2					546.3	
Chiquita Italia S.P.A.	EUR	523.0					523.0					523.0	
To Order	FAR	204.2	60.9	242.2		1.8	204.2	40.4		148.6		509.0	
Fruchthansa GmbH	EUR	315.8	122.3		52.6		315.8	122.3				490.7	
Mauricio Saldarriaga	LAT		471.1					219.5			207.0	471.1	
SFI Rotterdam B.V.	EUR	391.0	39.5	40.2			343.0	19.6		10.8		470.7	
To Order	EUR	427.5	21.4				427.5	21.4				448.9	
4 Fruit Company B.V.	EUR	323.8	102.4			1.4	299.8	40.9	41.3			427.5	
Empire World Trade Ltd.	EUR		414.1					135.1	212.3			414.1	
Imex Agro Inc.	NAM	375.7			20.4		375.7					396.1	
The Oppenheimer Group	NAM	291.5	11.6	31.5	42.0		287.4		11.6			376.6	
Cedit U.S.A Inc.	NAM	215.6	60.4		85.2		213.6		39.2			361.3	
Primafruit	EUR	327.0					327.0					327.0	
International Produce Ltd.	EUR	314.7					314.7					314.7	
Zhixing Runfeng Food Co., Ltd.	FAR	24.0	40.6	241.8		1.8	24.0		40.6	156.2		308.2	
F Y F Corp S.A.C.	LAT	52.5	210.7		10.4		30.1	114.1	20.4		20.6	273.6	
Others			3,058.1	1,350.6	1,223.1	235.9	180.1	3,058.1	672.4	253.8	523.2	177.9	6,047.8
<b>TOTAL TONS</b>	<b>2008/2009</b>		<b>10,860.0</b>	<b>5,775.0</b>	<b>2,474.4</b>	<b>1,002.4</b>	<b>209.2</b>	<b>10,754.0</b>	<b>2,148.0</b>	<b>1,335.4</b>	<b>1,094.0</b>	<b>681.3</b>	<b>20,321</b>
	<b>2007/2008</b>		<b>8,562.6</b>	<b>7,029.3</b>	<b>2,768.1</b>	<b>1,396.7</b>	<b>36.3</b>	<b>8,517.8</b>	<b>3,749.8</b>	<b>157.1</b>	<b>1,080.2</b>	<b>1,019.0</b>	<b>20,157</b>
	<b>2006/2007</b>		<b>8,158.8</b>	<b>7,652.1</b>	<b>3,328.5</b>	<b>1,447.6</b>		<b>8,158.8</b>	<b>4,464.1</b>	<b>192.7</b>	<b>1,187.3</b>	<b>1,051.2</b>	<b>21,582</b>
<b>TOTAL TH.CASES</b>	<b>2008/2009</b>		<b>1,231.4</b>	<b>317.6</b>	<b>325.6</b>	<b>83.3</b>	<b>41.8</b>	<b>1,220.8</b>	<b>119.8</b>	<b>74.8</b>	<b>140.5</b>	<b>35.4</b>	<b>1,999.8</b>
	<b>2007/2008</b>		<b>923.1</b>	<b>384.0</b>	<b>400.2</b>	<b>94.7</b>	<b>5.4</b>	<b>918.7</b>	<b>205.1</b>	<b>10.8</b>	<b>135.7</b>	<b>48.4</b>	<b>1,894.9</b>
	<b>2006/2007</b>		<b>913.2</b>	<b>418.2</b>	<b>468.7</b>	<b>96.8</b>		<b>913.2</b>	<b>244.4</b>	<b>10.5</b>	<b>139.4</b>	<b>54.6</b>	<b>2,092.9</b>

## Exports by Destination Market

Season 2008/2009 (Tons)

PRODUCE	EUROPE			FAR	NORTH AMERICA		LATIN	MIDDLE	TOTAL TONS			TOTAL TH.CASES		
	CONT	RUS	UK	EAST	EAST	WEST	AMERIC	EAST	2008-09	2007-08	2006-07	2008-09	2007-08	2006-07
KIWIFRUIT	3.246.8	183.6		525.3	23.3		499.3	17.4	4.495.8	4.216.8	1.290.2	466.7	451.0	130.0
CHERRIES	239.4	22.1	392.4	1.898.6	1.113.6	147.3	389.3		4.202.7	4.610.8	2.513.9	849.1	866.4	499.7
NECTARINES	430.5	19.4	176.7	1.161.0	453.1	516.5	318.2		3.075.2	2.082.4	2.578.3	357.8	252.5	301.0
ORANGES	1.867.4			281.4	48.0	121.4	15.0		2.333.3	409.1		160.8	26.4	
PLUMS	88.8	14.1		1.131.2	243.7	77.2	555.2		2.110.3	1.197.8	2.585.3	244.1	118.7	287.8
TABLE GRAPES	120.5	7.6	337.6	557.5	88.0		525.7		1.636.8	1.373.2	1.804.0	204.1	166.3	212.6
PEACHES	30.9		1.3		318.4	253.2	340.5		944.3	919.6	1.662.9	112.9	113.9	198.8
LEMONS				825.7	24.8		2.5		853.0			49.6		
PLUMCOTS		3.0		73.4	149.4	23.4	14.3		263.6	54.9		33.5	7.3	
APPLES				39.4					39.4			2.1		
HAYWARD	3.246.8	183.6		495.8	23.3		499.3	17.4	4.466.2	4.216.8	1.290.2	463.5	451.0	130.0
BING	203.0	22.1	372.7	1.814.1	1.015.6	106.3	382.3		3.916.1	4.603.2	2.492.9	792.0	864.8	495.0
ANGELENO	66.6			464.8	118.1	16.5	349.7		1.015.6	404.7	1.211.6	116.7	46.1	131.1
LANE LATE	905.8			8.8	23.0	73.5			1.011.1	59.6		71.8	3.9	
ART. SNOW		13.0		743.2	40.3	61.7	53.3		911.4	461.1	621.8	100.9	51.6	72.3
GENOVA				825.7	24.8		2.5		853.0			49.6		
NAVEL LT.	532.2			142.1		14.0			688.3	181.9		44.4	11.7	
CRIMSON	1.5		148.8	280.7			250.2		681.3	456.5	688.7	85.1	54.7	79.6
NOT DEF		14.1		451.3	73.8	18.5	35.0		592.7	203.7	209.0	67.8	24.0	23.8
THOMPSON	25.8		188.8	40.4	88.0		169.8		512.8	435.9	273.0	65.0	53.2	32.3
SP. NAVEL	384.5					20.1			404.6			29.9		
R. GLOBE	93.1	7.6		183.9			105.6		390.2	456.2	683.6	47.6	55.6	83.3
RED JIM	143.4		3.4		110.1	92.8	37.5		387.2	267.5	357.1	47.6	33.0	43.2
LINERS	5.889.7	24.0	837.8	6.153.5	390.5	371.7	624.5	17.4	14.309	10.105	8.070.7	1.659.2	1.339.7	1.052.9
CHARTERS	11.3	203.7	8.1	56.3	1.789.4	729.3			2.798.1	2.642.6	2.819.1	404.7	354.4	361.1
LAND FREIGHT							2.030.6		2.030.6	1.417.1	939.0	241.2	158.0	98.3
AIR FREIGHT	123.3	22.1	62.0	283.8	258.3	38.1	4.9		792.4	701.2	605.8	173.9	150.4	117.6
TOTAL TONS	2008-09	6.024.3	249.8	907.9	6.493.5	2.462.2	1.139.0	2.659.9	17.4	19.954				
	2007-08	4.311.0	185.1	1.287.5	4.323.5	2.211.1	917.9	1.629.8		14.866				
	2006-07	889.6	119.3	2.083.4	4.474.9	2.139.8	1.453.6	1.274.0			12.435			
TOTAL TH.CASES	2008-09	621.0	28.0	141.9	849.2	383.5	139.5	312.1	5.4			2.480.7		
	2007-08	508.5	19.2	188.7	651.1	329.7	123.0	182.4					2.002.7	
	2006-07	144.1	11.9	253.8	602.2	296.3	189.1	132.5						1.629.9

## Exports by Consignee

Season 2008/2009 (Tons)

CONSIGNEE	MKT	KIWIS	CHERRY	NECTARIN	ORANGE	PLUM	HAYWARD	BING	ANGELENO	LANE LATE	ART. SNOW	TOTAL	
Woo Lee Fruit & Vegetables Co. Ltd.	FAR	47.8	486.3	118.1		473.0	24.0	474.4	70.0		64.8	1.331.3	
Bargosa S.A.	EUR	478.6			507.0		478.6			255.5		985.6	
Unifrutti Of America, Inc.	NAM		377.0	174.1		74.0		308.6	35.7		29.2	871.3	
Kingo Fruits Co., Ltd.	FAR	24.0	352.5	341.4		20.5	24.0	311.6			229.5	738.3	
L.P.D. Import. & Exportacao Ltda.	LAT	72.1	37.8	115.9		140.5	28.1	34.4	26.3			639.0	
Wes Pak Sales, Inc.	NAM		69.5	277.6		72.9		57.6	33.4			601.8	
All Fresh Produce	NAM		77.2	236.7		55.9		45.6	16.5			533.2	
Socomo S.A.	EUR	322.2			153.6		322.2			91.9		475.8	
Evergalan Enterprise Co., Ltd.	FAR	24.0	122.7	290.1		22.2	24.0	120.2	22.2		178.6	459.0	
To Order	EUR	397.1	6.3		39.0		397.1	6.3		1.7		450.0	
Spreafico Francesco e F.lli SPA	EUR	384.0	9.6	25.5		29.8	384.0	9.3	17.0			448.8	
Van Der Staay	EUR	445.0	2.4				445.0	2.4				447.4	
Loblaws Companies East Prod.	NAM		149.6	174.3		46.7		132.2	8.4			445.9	
Modelo Continente, S.G.P.S., S.A.	EUR			36.0	358.7	23.0			23.0	169.1		436.1	
Royal Island Co., Ltd.	FAR		145.4	262.4		5.7		143.9			175.4	431.9	
To Order	FAR	61.0	0.9	13.0		65.0	55.2	0.9	43.6		13.0	407.9	
Long Oasis Limited	FAR		165.9	63.8		137.2		153.4	23.0		43.1	404.8	
ODF Northern Europe	EUR	24.0		145.8	234.0		24.0			147.8		403.8	
Wellking Trading Ltd.	FAR		275.5	20.5		93.3		270.6	85.2		6.5	389.3	
Richard Hochfeld Limited	EUR			138.0								375.7	
Kobe Yoko Ltd.	FAR	24.0			25.5		24.0					336.4	
Team Produce, Inc.	NAM		317.4	0.6				309.3				327.7	
North American Produce Buyer Inc	NAM		55.6	89.4		71.4		55.6	40.6		14.6	327.6	
Frutas Alba, S.A.	EUR		85.1	132.2				83.9				310.3	
Others			2.236.0	1.468.4	464.8	1.015.4	853.0	2.236.0	1.395.9	570.7	345.0	81.8	7.640.3
TOTAL TONS	2008/2009		4.495.8	4.202.7	3.075.2	2.333.3	2.110.3	4.466.2	3.916.1	1.015.6	1.011.1	911.4	19.954
	2007/2008		4.216.8	4.610.8	2.082.4	409.1	1.197.8	4.216.8	4.603.2	404.7	59.6	461.1	14.866
	2006/2007		1.290.2	2.513.9	2.578.3		2.585.3	1.290.2	2.492.9	1.211.6		621.8	12.435
TOTAL TH.CASES	2008/2009		466.7	849.1	357.8	160.8	244.1	463.5	792.0	116.7	71.8	100.9	2.480.7
	2007/2008		451.0	866.4	252.5	26.4	118.7	451.0	864.8	46.1	3.9	51.6	2.002.7
	2006/2007		130.0	499.7	301.0		287.8	130.0	495.0	131.1		72.3	1.629.9



www.amsfamily.com

RUT: 99538620-8  
 Longitudinal Sur km 183. Casilla 305  
 Curicó

AMS Family S.A, Comercial

Phone: 56 (75) 380789/380790  
 Fax: 56 (75) 380789 ext.13  
 e-mail: amsfamily@amsfamily.cl  
 Contact: Pedro Santa María

### Exports by Destination Market

Season 2008/2009 (Tons)

PRODUCE	EUROPE			LATIN	NORTH AMERICA		FAR	MIDDLE	TOTAL TONS			TOTAL TH.CASES		
	CONT	RUS	UK	AMERIC	EAST	WEST	EAST	EAST	2008-09	2007-08	2006-07	2008-09	2007-08	2006-07
APPLES	1,494.9	1,187.2	2,067.5	3,953.9	1,460.3	1,572.3	1,785.8	163.1	13,685	16,909	17,285	845.2	995.4	1,054.6
KIWIFRUIT	1,934.8	228.8			395.1	105.2			2,663.8	2,843.2	3,022.6	265.4	294.2	301.3
PLUMS	289.0	41.1	157.4	818.4	246.0	13.3	38.0		1,603.3	2,268.2	1,634.8	210.5	299.6	211.4
PEARS	318.0			204.0	11.6				533.6	949.6	362.9	35.7	55.3	20.6
CHERRIES	47.4	6.1		51.1	155.1	46.9	138.8		445.3	568.5	263.9	89.1	113.5	41.9
BLUEBERRIES	32.9	0.4			157.9	6.9	51.2		249.4	192.0	84.6	102.9	101.0	54.2
PLUMCOTS	54.7			67.5	66.7		22.1		211.0	188.7	176.1	28.2	24.0	20.9
PERSIMMONS										0.7				0.2
BLACKBERRIES										0.1				0.09
RASPBERRIES										0.008				0.005
RY. GALA APPLE	359.6	389.4	241.1	2,482.8	971.9	551.8	517.1	110.9	5,624.7	7,501.0	7,349.5	313.4	411.2	420.4
HAYWARD KIWIS	1,712.0	228.8			372.2	105.2			2,418.2	2,717.2	3,021.1	238.6	277.7	301.1
C. PINK APPLE	689.6		923.2	32.4	197.8	230.7			2,073.6	1,108.3	1,389.7	176.0	75.2	89.7
BRAEBURN APPLE			733.6		208.9	555.7			1,498.2	1,473.9	1,609.8	109.9	89.3	110.8
GRANNIES APPLE	211.7	557.1	143.4	224.9	67.5	20.1	224.6		1,449.2	1,461.8	1,336.4	80.1	79.5	73.5
R. STARK APPLE	86.2	229.5		769.3				14.8	1,099.7	1,127.2	489.4	57.4	61.8	28.5
FUJI RO. APPLE			2.8		3.1	47.6	837.6		891.1	1,606.6	2,599.1	52.7	86.7	158.0
RICH. D. APPLE	108.5	11.1		444.4				37.4	601.4	868.0	557.8	31.7	45.2	31.2
ANGELENO PLUM	92.7	21.1	3.2	413.8	55.9				586.6	703.7	619.4	70.3	89.4	83.2
LARRY ANN PLUM	65.4	20.1	34.8	130.4	61.6		38.0		350.3	832.8	482.2	46.7	109.3	59.0
FUJI APPLE			23.4		11.2	166.4	129.1		330.2	463.5	421.3	18.1	25.2	27.0
BING CHERRY	44.3	6.1		51.1	115.5	34.8	36.0		287.8	449.7	248.5	58.0	90.2	39.1
FORTUNE PLUM	54.7		101.7	62.9	19.4	13.3			252.0	256.1	179.0	40.0	35.7	22.4
LINERS	3,901.8	344.9	2,120.0	3,498.5	1,682.8	1,636.2	2,019.8	163.1	15,367	18,922	19,876	1,200.8	1,346.3	1,408.1
CHARTERS	246.6	1,112.2	104.9		670.0	108.5			2,242.1	2,342.4	1,155.2	219.2	291.3	138.4
LAND FREIGHT				1,596.3					1,596.3	2,567.2	1,769.5	130.0	215.7	150.5
AIR FREIGHT	23.5	6.5			12.3		16.1		58.4	88.2	32.9	18.0	29.9	8.4
<b>TOTAL TONS</b>	<b>2008-09</b>	<b>4,171.8</b>	<b>1,463.6</b>	<b>2,224.9</b>	<b>5,094.8</b>	<b>2,492.7</b>	<b>1,744.6</b>	<b>2,035.9</b>	<b>163.1</b>	<b>19,392</b>				
	<b>2007-08</b>	<b>5,147.6</b>	<b>1,317.4</b>	<b>1,898.8</b>	<b>6,918.4</b>	<b>3,038.0</b>	<b>2,230.9</b>	<b>2,813.1</b>	<b>555.5</b>		<b>23,920</b>			
	<b>2006-07</b>	<b>4,335.2</b>	<b>607.8</b>	<b>1,517.3</b>	<b>6,546.7</b>	<b>4,667.9</b>	<b>1,874.4</b>	<b>3,052.6</b>	<b>231.6</b>			<b>22,833</b>		
<b>TOTAL TH.CASES</b>	<b>2008-09</b>	<b>431.5</b>	<b>92.7</b>	<b>184.7</b>	<b>308.3</b>	<b>243.4</b>	<b>144.2</b>	<b>163.6</b>	<b>8.4</b>			<b>1,577.0</b>		
	<b>2007-08</b>	<b>486.9</b>	<b>93.6</b>	<b>195.3</b>	<b>397.7</b>	<b>276.9</b>	<b>190.8</b>	<b>199.2</b>	<b>43.0</b>				<b>1,883.3</b>	
	<b>2006-07</b>	<b>427.0</b>	<b>42.0</b>	<b>147.5</b>	<b>398.2</b>	<b>356.6</b>	<b>131.0</b>	<b>189.2</b>	<b>14.0</b>					<b>1,705.4</b>

### Exports by Consignee

Season 2008/2009 (Tons)

CONSIGNEE	MKT	APPLE	KIWIS	PLUM	PEAR	CHERRY	RY. GALA	HAYWARD	C. PINK	BRAEBURN	GRANNIES	TOTAL
Agricola Gloria Due S.R.L.	EUR	375.8	1,324.9	79.0	318.0	13.4	122.1	1,301.9	88.1		80.2	2,143.1
The Oppenheimer Group	NAM	1,748.0	214.5	116.6	11.6		611.1	214.5	380.9	715.2	27.5	2,107.5
Basesurcorp S.A.	LAT	1,914.3			30.5		1,578.5		27.1		40.1	1,944.8
Poupart Limited	EUR	1,109.1		41.4			68.8		612.0	368.0	38.8	1,150.5
European Produce Co (EPCO) Ltd.	EUR	958.4		116.0			172.3		311.2	365.6	104.7	1,074.4
To Order	EUR	731.6	317.9			4.6	221.1	203.8			296.4	1,054.1
Ringoot Fruit N.V. S.A.	EUR	568.9	44.8	115.8		9.0	55.0	44.8	397.7		116.2	739.2
Kingo Fruits Co., Ltd.	FAR	628.8		9.3		47.3	122.9				61.7	720.4
F Y F Corp S.A.C.	LAT	446.2		84.8	117.0		158.6		5.3		66.4	670.4
R.J.U. Com. Benef. de Frutas y Verduras Ltda.	LAT	45.7		561.3		18.2						649.7
Kopke Jr.Inc., William H.	NAM	252.6		142.7		72.9	231.4				20.2	511.9
Eduardo Garcia	LAT	463.2					259.1				31.2	463.2
Imporfénix Ltda.	LAT	420.9				27.6	239.4					448.5
Pomina Enterprise Co., Ltd.	FAR	426.7		18.8		1.3	86.4				98.4	446.8
Paramount Export Co	NAM	359.1				46.9	63.8		38.5	42.8		412.9
Agri-Mondo, Inc.	NAM	149.8	240.1				149.8	217.3				389.9
Woo Lee Fruit & Vegetables Co. Ltd.	FAR	245.3		9.9		40.1	200.4				44.9	329.4
Evergalan Enterprise Co., Ltd.	FAR	256.2				50.1						310.5
Algoma Orchards Ltd.	NAM	296.9					296.9					296.9
OOO Importer	EUR	266.7		21.1			70.3				169.9	287.7
Comercial Frutera Ilardense S.A.	EUR	172.7	68.5	18.6			21.1	68.5	71.5		10.2	259.9
Cultivar, S.A.	EUR	59.4	68.5	75.7		20.4	20.1	68.5				255.5
Distribuidora de Frutas Céu Azul Ltda	LAT	121.4		89.9		32.9						244.2
Agrintesa Coop.Agricol	EUR		228.3					228.3				228.3
Others			1,667.4	156.3	102.5	28.8	88.3	875.8	70.7	141.3	6.6	2,251.9
<b>TOTAL TONS</b>	<b>2008/2009</b>		<b>13,685.0</b>	<b>2,663.8</b>	<b>1,603.3</b>	<b>533.6</b>	<b>445.3</b>	<b>5,624.7</b>	<b>2,418.2</b>	<b>2,073.6</b>	<b>1,498.2</b>	<b>19,392</b>
	<b>2007/2008</b>		<b>16,909.0</b>	<b>2,843.2</b>	<b>2,268.2</b>	<b>949.6</b>	<b>568.5</b>	<b>7,501.0</b>	<b>2,717.2</b>	<b>1,108.3</b>	<b>1,473.9</b>	<b>23,920</b>
	<b>2006/2007</b>		<b>17,285.0</b>	<b>3,022.6</b>	<b>1,634.8</b>	<b>362.9</b>	<b>263.9</b>	<b>7,349.5</b>	<b>3,021.1</b>	<b>1,389.7</b>	<b>1,609.8</b>	<b>22,833</b>
<b>TOTAL TH.CASES</b>	<b>2008/2009</b>		<b>845.2</b>	<b>265.4</b>	<b>210.5</b>	<b>35.7</b>	<b>89.1</b>	<b>313.4</b>	<b>238.6</b>	<b>176.0</b>	<b>109.9</b>	<b>1,577.0</b>
	<b>2007/2008</b>		<b>995.4</b>	<b>294.2</b>	<b>299.6</b>	<b>55.3</b>	<b>113.5</b>	<b>411.2</b>	<b>277.7</b>	<b>75.2</b>	<b>89.3</b>	<b>1,883.3</b>
	<b>2006/2007</b>		<b>1,054.6</b>	<b>301.3</b>	<b>211.4</b>	<b>20.6</b>	<b>41.9</b>	<b>420.4</b>	<b>301.1</b>	<b>89.7</b>	<b>110.8</b>	<b>1,705.4</b>

CHILEAN EXPORTERS

## Exports by Destination Market

Season 2008/2009 (Tons)

PRODUCE	EUROPE			NORTH AMERICA		LATIN	FAR	MIDDLE	TOTAL TONS			TOTAL TH.CASES		
	CONT	RUS	UK	EAST	WEST	AMERIC	EAST	EAST	2008-09	2007-08	2006-07	2008-09	2007-08	2006-07
APPLES	3.225.1	862.4	877.0	1.893.6	854.0	1.493.3	508.1	47.3	9.760.9	9.420.8	8.705.5	547.2	529.2	487.4
TABLE GRAPES	927.8	391.5	47.2	935.2	818.7	17.9	310.9	37.4	3.486.5	2.716.8	2.513.8	476.3	391.0	350.6
PEARS	1.253.1	166.9	16.3	232.2	540.3	43.8			2.252.6	1.905.8	1.338.0	172.7	137.7	88.6
KIWIFRUIT	595.8	222.6	88.7	160.5	67.2	78.0	135.0		1.347.7	880.1	1.022.6	135.3	89.1	104.1
PLUMS	241.1	34.8	47.6	257.8	245.5	244.1	75.6		1.146.5	850.4	1.178.6	146.4	116.1	152.4
CHERRIES	33.7		20.6	85.4	105.4	17.5	165.8		428.4	379.7	214.8	85.7	75.9	43.0
NECTARINES	20.5			58.3	156.3				235.2	395.6	241.8	27.6	46.5	30.6
PEACHES				27.7	52.0				79.7	66.6	196.0	9.6	7.9	25.2
PLUMCOTS				12.0	12.1			32.4	56.5	45.8	64.6	6.3	5.1	11.2
WALNUTS	40.0								40.0			1.6		
RY. GALA APPLE	1.248.8	49.9	318.5	1.391.4	560.7	914.5	141.9	19.4	4.645.1	4.009.5	3.518.3	256.9	224.4	196.4
GRANNIES APPLE	1.105.0	456.1	275.8	42.8		236.1		4.3	2.120.1	1.737.6	2.046.3	119.5	97.4	118.7
HAYWARD KIWIS	595.8	222.6	88.7	160.5	67.2	78.0	112.6		1.325.3	857.7	1.022.6	133.1	86.8	104.1
RICH. D. APPLE	556.9	277.7				241.3	181.0	23.7	1.280.5	1.850.6	1.440.4	68.4	97.9	75.1
CRIMSON GRAPE	25.4	60.6		511.4	340.8	17.9	17.7		973.8	688.8	606.2	120.6	87.1	75.5
THOMPSON GRAPE	248.6	148.0	47.2	173.2	240.9		88.6		946.4	720.4	672.5	139.8	115.8	104.6
ABATE FT. PEAR	721.6								721.6	467.2	144.0	72.2	46.7	14.4
R. GLOBE GRAPE	291.3	183.0						204.6	716.3	548.1	535.2	87.5	68.5	63.9
BOSC PEAR				227.6	398.1				625.7	527.5	443.6	34.5	29.0	24.6
C. PINK APPLE	113.2	19.6	33.4	212.3	196.2				574.7	270.0	299.3	33.6	16.3	17.7
FUJI APPLE				97.9	97.1	101.3	185.2		481.5	1.125.3	958.4	24.7	59.4	50.7
ANGELENO PLUM	105.8		47.6	58.7	102.0	156.0			470.1	342.5	478.8	63.6	49.9	62.3
BRAEBURN APPLE	109.8	59.2	113.0	149.1					431.1	58.7	277.9	25.8	3.5	16.5
LINERS	5.575.2		989.9	2.038.2	1.542.5	1.368.7	1.199.6	84.7	12.799	12.454	12.494	946.5	908.1	921.3
CHARTERS	747.2	1.678.2	95.6	1.349.4	1.298.6		2.4		5.171.3	3.952.9	2.817.1	588.4	461.9	348.6
LAND FREIGHT						525.9			525.9	176.1	102.8	43.9	12.8	10.8
AIR FREIGHT	14.8		11.8	8.6	10.4		25.8		71.4	78.2	61.9	14.3	15.6	12.4
<b>TOTAL TONS</b>	<b>2008-09</b>	<b>6.337.1</b>	<b>1.678.2</b>	<b>1.097.3</b>	<b>3.662.7</b>	<b>2.851.5</b>	<b>1.894.5</b>	<b>1.227.8</b>	<b>84.7</b>	<b>18.834</b>				
	<b>2007-08</b>	<b>5.046.2</b>	<b>1.183.0</b>	<b>1.096.9</b>	<b>2.871.7</b>	<b>3.177.7</b>	<b>1.399.0</b>	<b>1.500.8</b>	<b>365.0</b>		<b>16.662</b>			
	<b>2006-07</b>	<b>4.100.4</b>	<b>466.7</b>	<b>1.743.6</b>	<b>2.675.6</b>	<b>3.103.4</b>	<b>2.452.7</b>	<b>798.7</b>	<b>134.7</b>			<b>15.476</b>		
<b>TOTAL TH.CASES</b>	<b>2008-09</b>	<b>570.7</b>	<b>130.5</b>	<b>93.3</b>	<b>306.8</b>	<b>260.5</b>	<b>117.9</b>	<b>122.3</b>	<b>7.0</b>			<b>1.608.9</b>		
	<b>2007-08</b>	<b>469.6</b>	<b>96.3</b>	<b>96.7</b>	<b>235.4</b>	<b>271.2</b>	<b>74.6</b>	<b>130.8</b>	<b>22.6</b>				<b>1.398.4</b>	
	<b>2006-07</b>	<b>405.8</b>	<b>32.4</b>	<b>159.9</b>	<b>235.1</b>	<b>244.7</b>	<b>144.8</b>	<b>63.0</b>	<b>7.2</b>					<b>1.293.1</b>

## Exports by Consignee

Season 2008/2009 (Tons)

CONSIGNEE	MKT	APPLE	GRAPE	PEAR	KIWIS	PLUM	RY. GALA	GRANNIES	HAYWARD	RICH. D.	CRIMSON	TOTAL
Sierra Produce	NAM	1.539.6	1.330.7	726.2	67.2	406.5	1.084.5		67.2		603.8	4.515.4
Total Produce B.V.	EUR	1.365.9	347.9	227.2	133.5	48.5	293.0	756.5	133.5		3.1	2.151.3
Globus Group	EUR	862.4	391.5	75.7	222.6	34.8	49.9	456.1	222.6	277.7	60.6	1.587.0
Delfrutti	NAM	877.1		46.3	160.5		815.6	42.8	160.5			1.083.9
Luis Vicente S.A.	EUR	664.0	57.2	80.8	177.3	90.7	325.7	179.1	177.3	158.7		1.069.9
Ewerman AB	EUR	917.4		44.2			624.2	179.3		71.3		961.6
Kopke Jr.Inc., William H.	NAM		423.2			96.8					248.5	583.8
Kingo Fruits Co., Ltd.	FAR	211.9	149.5		67.2	43.2	47.3		44.8			557.9
Capespan	EUR	95.2	137.2	255.4		14.2					22.4	506.8
Battaglio S.R.L.	EUR	148.1		203.2	48.0		17.2	42.2	48.0	88.8		399.3
Frutera Don Marcos Frudonmar S.A.	LAT	321.0	17.9		13.5		168.6		13.5	51.1	17.9	352.4
Consortut Polska SP.	EUR	20.8	181.8	2.3	140.4			12.7	140.4	8.0		345.3
Frutera Del Litoral Colombia	LAT	345.3					334.1			11.2		345.3
L.P.D. Import. & Exportacao Ltda.	LAT	153.6				175.5		87.6				329.2
Miles Import	EUR	85.1	69.5		47.0	59.1		85.1	47.0			298.9
Agricola Gloria Due S.R.L.	EUR	62.0	28.2	147.3	23.1	2.8		7.1	23.1	54.9		266.4
Comercial Frutera Ilerdense S.A.	EUR	188.0	18.7			23.4	31.6	43.7		112.7		230.1
To Order	FAR	204.7	17.7				23.7			181.0		222.4
Frutas Niqui Madrimport S.L.	EUR	62.4	55.7		46.3				46.3	62.4		204.4
Salvi - Unacoa S.P.A.	EUR			203.2								203.2
Sydney Hart Ltd.	EUR	186.8		16.3			44.3					203.0
Magellan Farms	EUR	42.7	37.3	67.2		50.1	21.3	21.4				197.2
Caxiense Frutti 'n Box Com.Imp. Ltda.	LAT	63.7			64.4	46.2	2.7	45.1	64.4	15.8		174.3
H. E. Butt Grocery Company	NAM	167.8					52.0					167.8
Others		1.241.4	222.4	157.4	136.6	141.8	709.4	161.4	136.6	186.8	17.7	2.029.9
<b>TOTAL TONS</b>	<b>2008/2009</b>	<b>9.760.9</b>	<b>3.486.5</b>	<b>2.252.6</b>	<b>1.347.7</b>	<b>1.146.5</b>	<b>4.645.1</b>	<b>2.120.1</b>	<b>1.325.3</b>	<b>1.280.5</b>	<b>973.8</b>	<b>18.834</b>
	<b>2007/2008</b>	<b>9.420.8</b>	<b>2.716.8</b>	<b>1.905.8</b>	<b>880.1</b>	<b>850.4</b>	<b>4.009.5</b>	<b>1.737.6</b>	<b>857.7</b>	<b>1.850.6</b>	<b>688.8</b>	<b>16.662</b>
	<b>2006/2007</b>	<b>8.705.5</b>	<b>2.513.8</b>	<b>1.338.0</b>	<b>1.022.6</b>	<b>1.178.6</b>	<b>3.518.3</b>	<b>2.046.3</b>	<b>1.022.6</b>	<b>1.440.4</b>	<b>606.2</b>	<b>15.476</b>
<b>TOTAL TH.CASES</b>	<b>2008/2009</b>	<b>547.2</b>	<b>476.3</b>	<b>172.7</b>	<b>135.3</b>	<b>146.4</b>	<b>256.9</b>	<b>119.5</b>	<b>133.1</b>	<b>68.4</b>	<b>120.6</b>	<b>1.608.9</b>
	<b>2007/2008</b>	<b>529.2</b>	<b>391.0</b>	<b>137.7</b>	<b>89.1</b>	<b>116.1</b>	<b>224.4</b>	<b>97.4</b>	<b>86.8</b>	<b>97.9</b>	<b>87.1</b>	<b>1.398.4</b>
	<b>2006/2007</b>	<b>487.4</b>	<b>350.6</b>	<b>88.6</b>	<b>104.1</b>	<b>152.4</b>	<b>196.4</b>	<b>118.7</b>	<b>104.1</b>	<b>75.1</b>	<b>75.5</b>	<b>1.293.1</b>

### Exports by Destination Market

Season 2008/2009 (Tons)

PRODUCE	NORTH AMERICA		FAR EAST	EUROPE		LATIN AMERIC	TOTAL TONS			TOTAL TH.CASES		
	EAST	WEST		CONT	UK		2008-09	2007-08	2006-07	2008-09	2007-08	2006-07
TABLE GRAPES	9,141.4	5,564.4	2,398.2	131.2	441.5	504.8	18,181	17,027	14,233	2,226.8	2,084.6	1,733.3
FLAME SDL GRAPE	3,173.5	2,357.9			57.5		5,588.9	4,274.4	4,405.3	686.0	521.7	536.1
R. GLOBE GRAPE	423.6	509.9	1,857.9	83.5		504.8	3,379.6	3,035.5	1,736.6	412.9	370.2	211.9
PERLETTE GRAPE	1,343.9	465.8					1,809.7	2,418.8	3,014.0	221.4	295.0	367.3
T.SDL GRAPE	1,407.2	163.9					1,571.1	833.4	125.4	191.6	101.6	15.3
SUGRAONE GRAPE	962.4	599.7			5.9		1,568.0	1,908.9	1,245.4	191.5	232.8	151.7
THOMPSON GRAPE	551.2	510.6			232.6		1,294.3	1,445.9	1,223.4	157.4	177.7	149.0
BLACK SDL GRAPE	505.2	352.1			87.4		944.8	945.9	738.4	115.2	115.3	89.5
AUT. RY. GRAPE	104.6	110.4	502.9	47.7	58.1		823.6	733.6	878.4	104.3	96.4	108.6
CRIMSON GRAPE	352.1	221.6	37.4				611.2	656.1	472.1	74.5	79.9	56.2
PRIME GRAPE	301.0	125.2					426.3	189.7	42.9	51.8	23.1	5.2
NOT DEF GRAPE	16.7	147.2			0.05		164.0	582.4	351.2	20.0	70.6	42.6
B. MARRIO GRAPE								1.7			0.2	
ALMERIA GRAPE								0.8			0.1	
CHARTERS	9,141.4	5,209.2		47.7	234.9		14,633	13,491	12,092	1,789.3	1,653.8	1,473.3
LINERS		355.2	2,398.2	83.5	206.5	504.8	3,548.2	3,535.9	2,120.2	437.5	430.8	257.7
AIR FREIGHT					0.05				20.7	0.01		2.3
<b>TOTAL TONS</b>	<b>2008-09</b>	<b>9,141.4</b>	<b>5,564.4</b>	<b>2,398.2</b>	<b>131.2</b>	<b>441.5</b>	<b>504.8</b>	<b>18,181</b>				
	2007-08	8,135.3	5,142.2	2,862.8	442.8	369.2	56.1		17,027			
	2006-07	6,705.5	5,405.4	1,420.8	169.4	382.4	149.6			14,233		
<b>TOTAL TH.CASES</b>	<b>2008-09</b>	<b>1,114.9</b>	<b>679.2</b>	<b>291.8</b>	<b>20.9</b>	<b>58.3</b>	<b>61.6</b>			<b>2,226.8</b>		
	2007-08	992.6	627.1	348.7	62.6	44.5	6.8				2,084.6	
	2006-07	816.1	659.5	173.3	23.7	42.5	18.2					1,733.3

### Exports by Consignee

Season 2008/2009 (Tons)

CONSIGNEE	MKT	GRAPE	FLAME SDL	R. GLOBE	PERLETTE	T.SDL	SUGRAONE	THOMPSON	BLACK SDL	AUT. RY.	CRIMSON	TOTAL
Sierra Produce	NAM	7,936.3	3,315.9	664.2	653.2	163.9	1,104.0	714.7	434.9	145.5	347.9	7,936.3
Kopke Jr.Inc., William H.	NAM	5,090.5	1,615.8	266.0	731.0	1,407.2		288.6	327.9	69.4	188.2	5,090.5
Pandol Bros, Inc.	NAM	996.0	259.3		327.0		372.9	16.7	20.1			996.0
Kingo Fruits Co., Ltd.	FAR	677.2		621.1						56.1		677.2
LordMayor S.A. de C.V.	LAT	504.8		504.8								504.8
Pacific Trellis Fruit	NAM	478.4	206.6	3.3	27.6		85.3	41.8	74.4		37.6	478.4
Mack Multiples	EUR	384.0					5.9	232.6	87.4	58.1		384.0
Woo Lee Fruit & Vegetables Co. Ltd.	FAR	336.5		201.9						134.6		336.5
Huitong Economic Trade	FAR	261.7		220.6						41.1		261.7
Wing Mau Trading Co., Ltd.	FAR	224.4		224.4								224.4
Vanguard Marketing Services LLC	FAR	205.7		205.7								205.7
Wal-Mart Stores, Inc.	NAM	204.7	133.8		70.8							204.7
IPM Nishimoto Co., Ltd.	FAR	169.3		169.3								169.3
Tung Shing Fresh Fruit Co., Ltd.	FAR	149.6		37.4						112.2		149.6
To Order	FAR	112.2		16.8						76.7	18.7	112.2
Nam Chan Co.Ltd.	FAR	93.5		48.6						44.9		93.5
Hermanos Fernández López S.A.	EUR	83.5		83.5								83.5
Total Produce B.V.	EUR	57.5	57.5									57.5
Capespan	EUR	47.7								47.7		47.7
P & C Trading Company	FAR	37.4		37.4								37.4
KPC Inc.	FAR	18.7		18.7								18.7
Globewide Trading	FAR	18.7									18.7	18.7
PT Jaka Marintama	FAR	18.7								18.7		18.7
Pt Sumber Pangan Utama	FAR	18.7		18.7								18.7
Others		56.1		37.4						18.7		56.1
<b>TOTAL TONS</b>	<b>2008/2009</b>	<b>18,181.0</b>	<b>5,588.9</b>	<b>3,379.6</b>	<b>1,809.7</b>	<b>1,571.1</b>	<b>1,568.0</b>	<b>1,294.3</b>	<b>944.8</b>	<b>823.6</b>	<b>611.2</b>	<b>18,181</b>
	2007/2008	17,027.0	4,274.4	3,035.5	2,418.8	833.4	1,908.9	1,445.9	945.9	733.6	656.1	17,027
	2006/2007	14,233.0	4,405.3	1,736.6	3,014.0	125.4	1,245.4	1,223.4	738.4	878.4	472.1	14,233
<b>TOTAL TH.CASES</b>	<b>2008/2009</b>	<b>2,226.8</b>	<b>686.0</b>	<b>412.9</b>	<b>221.4</b>	<b>191.6</b>	<b>191.5</b>	<b>157.4</b>	<b>115.2</b>	<b>104.3</b>	<b>74.5</b>	<b>2,226.8</b>
	2007/2008	2,084.6	521.7	370.2	295.0	101.6	232.8	177.7	115.3	96.4	79.9	2,084.6
	2006/2007	1,733.3	536.1	211.9	367.3	15.3	151.7	149.0	89.5	108.6	56.2	1,733.3


**Exports by Destination Market**

Season 2008/2009 (Tons)

PRODUCE		MIDDLE EAST	EUROPE	LATIN AMERIC	FAR EAST	NORTH AMERIC	TOTAL TONS			TOTAL TH.CASES		
							2008-09	2007-08	2006-07	2008-09	2007-08	2006-07
APPLES		13.224	1.925.2	1.508.6	177.8	79.0	16.914	20.601	18.672	971.2	1.201.4	1.143.1
PEARS		393.1	124.1	0.7			517.9	970.4	326.2	60.0	108.2	37.3
TABLE GRAPES								183.0	157.8		40.7	35.1
RICH. D.	APPLE	8,914.3	355.5	1,190.4			10,460	12,407	9,311.3	555.0	676.8	521.3
RY. GALA	APPLE	3,668.5	651.6	252.6			4,572.7	5,913.3	6,672.8	297.0	383.9	462.7
GRANNIES	APPLE	475.8	168.3				644.1	788.9	1,000.8	37.2	47.6	58.0
BRAEBURN	APPLE		574.6				574.6	686.4	1,503.7	44.1	50.8	91.6
COSCIA	PEAR	393.1					393.1	805.4	287.8	42.4	89.4	32.5
FUJI	APPLE		14.3	40.6	177.8	79.0	311.8	577.3	183.9	16.3	30.3	9.6
NOT DEF	APPLE	165.0	18.5	25.0			208.5	128.8		14.1	6.7	
RED CHIEF	APPLE		142.5				142.5			7.4		
ABATE FT.	PEAR		64.8	0.7			65.5	126.6		7.3	14.1	
ERCOLINI	PEAR		52.8				52.8	38.4	38.4	9.6	4.8	4.8
NOT DEF	PEAR		6.5				6.5			0.7		
RIBIER	GRAPE							129.0	62.5		28.7	13.9
R. GLOBE	GRAPE							53.9	42.8		12.0	9.5
LINERS		7,035.8	1,927.3	1,426.2	177.8	79.0	10,646	11,475	4,378.0	646.0	697.9	282.4
CHARTERS		6,516.8	103.5				6,620.2	9,768.7	14,778	375.1	616.4	933.1
LAND FREIGHT				83.1			83.1	510.3		4.5	36.0	
TOTAL TONS	2008-09	13,617.1	2,049.3	1,509.3	177.8	79.0	17,432					
	2007-08	14,889	2,788.8	3,459.4	531.2	85.6		21,754				
	2006-07	14,928	1,437.7	1,323.8	289.5	1,177.7			19,156			
TOTAL TH.CASES	2008-09	790.2	149.1	78.4	9.3	4.1				1,031.1		
	2007-08	926.7	209.4	181.9	27.7	4.7					1,350.3	
	2006-07	954.7	109.9	69.5	15.1	66.3						1,215.5

**Exports by Consignee**

Season 2008/2009 (Tons)

CONSIGNEE	MKT	APPLE	PEAR	RICH. D.	RY. GALA	GRANNIES	BRAEBURN	COSCIA	FUJI	NOT DEF	RED CHIEF	TOTAL	
Mohammed A. Sharbatly Co. Ltd	MID	12.331	372.9	8,086.0	3,668.5	475.8		372.9		100.8		12,704	
Frucom Hamburg GmbH & Co	EUR	1,178.0	28.1		469.8	58.1	493.4		14.3		142.5	1,206.1	
Frutas del Mundo C.A.	LAT	819.3	0.7	597.8	196.5					25.0		820.0	
To Order	MID	699.9	20.2	635.6				20.2		64.2		720.0	
Unifrutas E.U.A.	LAT	264.0		167.3	56.0				40.6			264.0	
Fruthosa S.A.	LAT	264.0		264.0								264.0	
Cultivar, S.A.	EUR	168.3	17.6	74.9	37.5	37.5				18.5		185.9	
Zenalco S.A.	EUR	166.1		96.2	58.7	11.2						166.1	
Novafruit International Llc.	MID	128.4		128.4								128.4	
Comercial Frutera Ilerdense S.A.	EUR	74.9	35.2	56.2		18.7						110.1	
Novafruit S.R.L.	EUR	64.2	43.2	42.8	21.4							107.4	
To Order	FAR	98.8							98.8			98.8	
Blue Whale	EUR	85.6			42.8	42.8						85.6	
Capespan	EUR	81.3					81.3					81.3	
Paramount Export Co	NAM	79.0							79.0			79.0	
Baby Fruit Import Export S.A.C	LAT	78.2		78.2								78.2	
Al Asil Company Import.Export	MID	64.2		64.2								64.2	
Sapei S.A.	EUR	64.0		42.6	21.4							64.0	
Dole Nat Co. S.A.	LAT	61.7		61.7								61.7	
To Order	EUR	42.8		42.8								42.8	
A Y V Resources Co., Ltd.	FAR	39.5							39.5			39.5	
Tanus Jalil e Hijos S.R.L.	LAT	21.4		21.4								21.4	
United Produce Company LTS	FAR	19.8							19.8			19.8	
Walker Grow-Rite Int'l Co., Ltd.	FAR	19.8							19.8			19.8	
TOTAL TONS	2008/2009			16,914.0	517.9	10,460.0	4,572.7	644.1	574.6	393.1	311.8	208.5	17,432
	2007/2008			20,601.0	970.4	12,407.0	5,913.3	788.9	686.4	805.4	577.3	128.8	21,754
	2006/2007			18,672.0	326.2	9,311.3	6,672.8	1,000.8	1,503.7	287.8	183.9		19,156
TOTAL TH.CASES	2008/2009			971.2	60.0	555.0	297.0	37.2	44.1	42.4	16.3	14.1	1,031.1
	2007/2008			1,201.4	108.2	676.8	383.9	47.6	50.8	89.4	30.3	6.7	1,350.3
	2006/2007			1,143.1	37.3	521.3	462.7	58.0	91.6	32.5	9.6		1,215.5



RUT: 96518750-2  
Lota 2359  
Providencia, Santiago

Frutexport S.A.  
Phone: 56 (2) 4616700  
Fax: 56 (2) 2318044  
e-mail: cmartinez@frutexport.cl  
Contact: Claudio Martinez

## Exports by Destination Market

Season 2008/2009 (Tons)

PRODUCE	NORTH AMERICA		LATIN AMERIC	EUROPE			FAR EAST	TOTAL TONS			TOTAL TH.CASES		
	EAST	WEST		CONT	RUS	UK		2008-09	2007-08	2006-07	2008-09	2007-08	2006-07
TABLE GRAPES	11.638		2.089.8	334.4	136.1		520.7	14.719	13.928	20.587	1.784.7	1.707.4	2.516.9
PEARS	99.8	93.7		487.7				681.2	758.4	642.9	64.0	67.3	53.3
PLUMS	283.2		271.0	33.0		63.0		650.1	270.3	481.2	81.4	42.1	61.8
APPLES	143.5			92.8				236.3	293.7	344.1	12.9	15.9	18.8
NECTARINES	51.5						21.8	73.3	98.7	159.5	8.4	12.5	18.7
PEACHES	72.3							72.3	27.9	232.1	8.8	3.5	28.5
APRICOTS	42.5							42.5	43.4	11.9	4.9	6.3	2.0
CHERRIES									1.5				0.3
FLAME SDL GRAPE	6.239.6		7.1					6.246.7	4.453.5	5.836.0	738.2	541.3	712.0
THOMPSON GRAPE	1.837.1		493.0	99.2	77.1		244.8	2.751.3	2.533.1	4.654.7	339.5	310.9	567.3
R. GLOBE GRAPE	563.4		1.287.2	159.2	51.1		230.7	2.291.6	2.367.9	3.417.2	283.4	292.6	417.3
CRIMSON GRAPE	1.815.1		266.3	15.1	7.9			2.104.4	1.490.5	3.612.1	257.5	181.4	440.5
AUT. RY. GRAPE	280.3		18.2				26.6	325.1	347.2	183.1	39.6	42.3	22.3
PACKHAMS PEAR				263.3				263.3	342.8	346.7	17.3	21.2	21.8
BLACK SDL GRAPE	251.2		1.8					253.0	236.5	176.0	30.9	28.8	21.5
SUGRAONE GRAPE	228.5							228.5	469.0	928.1	27.9	57.2	113.4
ANGELENO PLUM	21.8		144.9	1.9		39.6		208.2	62.8	168.5	22.7	9.5	19.8
NOT DEF GRAPE	101.9		16.2	60.8			18.7	197.6	371.8	368.8	28.6	46.9	47.1
DU COMICE PEAR		93.7		102.1				195.7	247.7	168.1	28.3	35.8	24.4
ROY RED GRAPE	166.1							166.1	297.7	690.2	20.3	36.3	84.2
RY. GALA APPLE	132.1			15.0				147.1	171.8	204.9	8.0	9.3	11.3
CHARTERS	11.803	93.7		832.8	136.1	63.0		12.928	12.261	17.495	1.541.1	1.475.3	2.114.8
LINERS	528.3		1.732.2	115.1			542.6	2.918.1	2.905.3	4.700.6	347.4	347.8	551.0
LAND FREIGHT			612.4					612.4	200.7	237.5	74.7	24.5	29.0
AIR FREIGHT	0.008		16.2					16.2	54.5	24.8	2.0	7.7	5.1
TOTAL TONS	2008-09	12.331	93.7	2.360.8	947.9	136.1	63.0	542.6	16.475				
	2007-08	10.675	237.8	1.930.5	1.003.8	206.6	432.4	935.8		15.422			
	2006-07	16.899	81.0	3.176.6	746.2		46.8	1.509.1		22.458			
TOTAL TH.CASES	2008-09	1.464.8	11.4	284.7	115.6	16.6	6.3	65.6			1.965.1		
	2007-08	1.282.3	29.0	231.6	124.7	25.2	48.4	114.1				1.855.3	
	2006-07	2.038.2	9.9	375.4	93.5		4.7	178.3					2.699.9

## Exports by Consignee

Season 2008/2009 (Tons)

CONSIGNEE	MKT	GRAPE	PEAR	PLUM	APPLE	NECTARIN	FLAME SDL	THOMPSON	R. GLOBE	CRIMSON	AUT. RY.	TOTAL
Giumarra Bros Fruit Co., Inc.	NAM	11.638	99.8	283.2	143.5	51.5	6.239.6	1.837.1	563.4	1.815.1	280.3	12.331
Lord Mayor S.A. de C.V.	LAT	1.248.4		267.7				282.8	882.0	83.6		1.516.1
Frutiminas Comercio de Frutas Ltda	LAT	539.9						162.2	201.9	142.2	17.3	539.9
Leo Pels Import B.V.	EUR	87.1	270.5		21.2			70.3		15.1		378.8
Jacques Mayol S.A.	EUR	61.8	182.3	23.0	50.4			17.0	31.8			317.5
Spreafico Francesco e F.lli SPA	EUR	99.1	34.9	10.0	21.2			11.9	41.0			165.2
Frigorifico Pérez Hnos.	LAT	159.7		3.3			0.9	0.9	157.0			163.0
Fruteria, Inc.	FAR	159.4						159.4				159.4
Fullbloom Int'l Limited	FAR	106.3						8.9	70.8		26.6	106.3
To Order	EUR	97.2						39.4	49.9	7.9		97.2
Rio Vista Limitada	NAM		93.7									93.7
Global Trading Co.,Ltd	FAR	90.7						73.0	17.7			90.7
Prime Orchards Limited	FAR	74.8							56.1			74.8
Chingford Fruit Limited	EUR			63.0								63.0
Fruit Country Ltd.	EUR	56.7						37.8	18.9			56.7
Frutas del Mundo C.A.	LAT	53.1					6.2	5.6	39.5		0.9	53.1
Dellafrutta Comercio Atacadista de Frutas Ltda.	LAT	52.0						17.3		34.6		52.0
Umai Comercio Import.E Export.	LAT	36.8						24.3	6.7	5.9		36.8
FD Fruit B.V.	EUR	32.3							32.3			32.3
Covering Industrial Corp.	FAR					21.8						21.8
Frutexport, S.A.	EUR	18.7									18.7	18.7
Shanghai New Long March Int. Trade	FAR	18.7										18.7
Samjoo Marketing	FAR	17.7										17.7
Frutas De Exportacion S.A.	EUR	17.7									17.7	17.7
Others		53.1						3.5	49.6			53.1
TOTAL TONS	2008/2009	14.719.0	681.2	650.1	236.3	73.3	6.246.7	2.751.3	2.291.6	2.104.4	325.1	16.475
	2007/2008	13.928.0	758.4	270.3	293.7	98.7	4.453.5	2.533.1	2.367.9	1.490.5	347.2	15.422
	2006/2007	20.587.0	642.9	481.2	344.1	159.5	5.836.0	4.654.7	3.417.2	3.612.1	183.1	22.458
TOTAL TH.CASES	2008/2009	1.784.7	64.0	81.4	12.9	8.4	738.2	339.5	283.4	257.5	39.6	1.965.1
	2007/2008	1.707.4	67.3	42.1	15.9	12.5	541.3	310.9	292.6	181.4	42.3	1.855.3
	2006/2007	2.516.9	53.3	61.8	18.8	18.7	712.0	567.3	417.3	440.5	22.3	2.699.9

## Exports by Destination Market

Season 2008/2009 (Tons)

PRODUCE	EUROPE			LATIN	NORTH AMERICA		MIDDLE	FAR	TOTAL TONS			TOTAL TH.CASES		
	CONT	RUS	UK	AMERIC	EAST	WEST	EAST	EAST	2008-09	2007-08	2006-07	2008-09	2007-08	2006-07
APPLES	2.602.3	652.2		3.035.4	164.9		425.1	434.6	7.314.4	11.069	9.886.7	447.4	633.5	556.4
TABLE GRAPES	1.622.2	451.6	4.6	572.1	888.6	319.8	261.4	37.4	4.157.7	5.676.9	5.015.5	617.7	756.7	656.0
PEARS	1.289.3	106.3		711.1	208.2		60.5		2.375.3	2.371.7	1.741.8	151.3	142.0	100.4
KIWIFRUIT	886.5	17.7		46.0		22.4	144.4		1.139.5	1.749.9	1.105.9	131.9	201.2	115.1
PLUMS	117.1	56.2		91.7			29.4		294.4	546.2	334.3	41.0	77.8	40.6
PEACHES				198.5	62.2				260.7	261.9	286.3	29.8	31.8	36.1
NECTARINES	38.5			81.7	17.1				137.4	305.6	300.2	17.8	42.0	37.3
CHERRIES	2.3			13.1	2.3				17.7	21.8	27.0	4.3	4.4	5.3
NASHI PEARS										256.1	17.5		58.5	2.2
APRICOTS										6.9	7.9		0.9	1.2
RY. GALA	408.6			1.712.9	164.9		294.0		2.580.3	2.589.5	1.535.9	145.4	150.2	84.3
R. GLOBE	892.9	260.6		438.6	86.5		112.4	37.4	1.828.4	3.259.5	3.243.5	261.2	418.1	400.6
RICH. D.	447.4	241.2		752.7			70.5	296.0	1.807.8	1.889.0	2.971.4	103.3	97.5	158.8
PACKHAMS	929.0	87.6		677.4					1.693.9	1.436.8	1.164.9	103.2	84.4	67.0
GRANNIES	696.4	339.4		356.1			20.2	6.9	1.419.0	1.674.7	1.568.0	89.2	92.0	83.5
HAYWARD	886.5	17.7		46.0		22.4	144.4		1.139.5	1.601.4	1.083.5	131.9	177.5	112.9
THOMPSON	206.8	187.0		114.9	244.2	280.5			1.033.4	981.2	928.9	141.0	128.0	118.7
C. PINK	610.1	32.3							642.4	822.2	734.6	54.3	68.1	58.0
RIBIER	416.5						149.0		565.5	516.5	513.8	119.3	95.5	96.5
CRIMSON	37.1	3.9	4.6		388.4	39.4			473.3	407.2	181.8	60.1	49.7	22.2
FUJI	118.7			73.0				63.8	255.5	1.156.3	898.6	17.3	63.3	47.1
RED CHIEF	10.1			140.6			40.4	44.2	235.3	93.5	171.6	12.3	4.9	8.6
NOT DEF	69.0			18.7	130.2				217.8	246.4	41.2	31.3	32.6	5.0
LINERS	5.008.4		4.6	4.648.5	448.1	171.7	920.9	472.0	11.697	16.779	15.676	1.022.6	1.349.0	1.179.9
CHARTERS	1.547.5	1.283.9			892.8	170.6			3.894.8	5.468.6	2.863.6	408.5	596.8	349.1
LAND FREIGHT				88.1					88.1		138.2	5.8		14.4
AIR FREIGHT	2.3			13.1	2.3				17.7	18.1	50.5	4.3	3.0	9.8
<b>TOTAL TONS</b>	<b>2008-09</b>	<b>6.558.2</b>	<b>1.283.9</b>	<b>4.6</b>	<b>4.749.7</b>	<b>1.343.2</b>	<b>342.2</b>	<b>920.9</b>	<b>472.0</b>	<b>15.697</b>				
	<b>2007-08</b>	<b>7.375.3</b>	<b>2.447.7</b>		<b>3.688.8</b>	<b>1.539.1</b>	<b>341.5</b>	<b>4.273.8</b>	<b>2.599.8</b>		<b>22.266</b>			
	<b>2006-07</b>	<b>6.845.4</b>	<b>1.451.4</b>	<b>35.2</b>	<b>5.467.2</b>	<b>1.712.2</b>	<b>100.8</b>	<b>1.130.0</b>	<b>3.003.5</b>			<b>18.729</b>		
<b>TOTAL TH.CASES</b>	<b>2008-09</b>	<b>683.5</b>	<b>104.7</b>	<b>0.5</b>	<b>314.5</b>	<b>138.7</b>	<b>41.2</b>	<b>129.1</b>	<b>26.6</b>			<b>1.441.2</b>		
	<b>2007-08</b>	<b>730.0</b>	<b>273.6</b>		<b>270.0</b>	<b>161.1</b>	<b>46.0</b>	<b>327.1</b>	<b>140.9</b>				<b>1.948.8</b>	
	<b>2006-07</b>	<b>685.2</b>	<b>164.0</b>	<b>4.3</b>	<b>357.3</b>	<b>164.1</b>	<b>12.6</b>	<b>10.9</b>	<b>154.8</b>					<b>1.553.2</b>

## Exports by Consignee

Season 2008/2009 (Tons)

CONSIGNEE	MKT	APPLE	GRAPE	PEAR	KIWIS	PLUM	RY. GALA	R. GLOBE	RICH. D.	PACKHAMS	GRANNIES	TOTAL	
SFI Rotterdam B.V.	EUR	1.101.2	326.2	396.0	20.5	74.1	40.8	0.5	69.7	354.9	255.4	1.949.4	
Frutera del Litoral Cia. Ltda.	LAT	1.427.1		473.5			856.0		277.1	454.9	80.3	1.900.6	
Frutimport S. de R.L. de C.V.	EUR	652.2	448.4	106.3	17.7	56.2		260.6	241.2	87.6	339.4	1.280.8	
Luis Vicente S.A.	EUR	433.2	79.5	265.1	67.2	13.4	26.1	79.5	134.4	265.1	160.7	858.4	
Kopke Jr.Inc., William H.	NAM		550.8	166.6								798.4	
Maxifrutas Ltda.	LAT	675.2		66.8			396.9		178.8	66.8	99.5	742.0	
Unifrutti Of America, Inc.	NAM		657.7	41.6				86.5				699.2	
Dubacano	LAT		373.9		46.0	86.9		299.1				691.0	
Spreafico Francesco e F.lli SPA	EUR		158.3	112.0	419.0			81.3		10.4		689.3	
To Order	EUR	234.4	38.6	46.1	198.4			26.6	84.4	46.1	150.1	517.5	
Frutera Del Litoral Colombia	LAT	340.9		84.2			221.7		92.6	69.1	26.6	425.1	
Nufri Sat	EUR	248.3	34.5	96.2	44.8		172.8	34.5	14.1	96.2	61.4	423.8	
D J Exports Pvt.Limited	FAR	370.7	37.4					37.4	296.0		6.9	408.1	
CMR Group	EUR	164.8	58.9	19.2	114.2		52.6	46.8	62.8	19.2	7.1	357.2	
Zenalco S.A.	EUR	63.6	272.3				47.4	217.6				335.9	
Fruandina	LAT	276.8					159.0		24.5		93.3	296.9	
Sife S.P.A.	EUR		139.7	89.9				85.6				229.6	
Platanos Cox S.L.	EUR	93.6	90.9			22.2	50.4	90.9	39.7			216.1	
MS Pure Food Co.	MID	136.9	12.4	20.2	40.1		136.9	12.4				209.6	
Jacques Mayol S.A.	EUR		148.8	47.3		7.4		50.1		47.3		203.5	
Haidari Trading	MID	191.4					80.6		50.1		20.2	191.4	
Mert Tarim Urunleri Tic.	EUR	61.7	56.1	45.7	22.4			56.1		45.7	61.7	185.9	
Miles Import	EUR		182.3					123.4				182.3	
Jordanian Gulf General Trading Company L.L.C.	MID		149.9		5.9	14.7		49.7				170.6	
Others		842.3	341.2	298.8	143.2	19.6	339.0	189.8	242.6	130.7	56.4	1.734.7	
<b>TOTAL TONS</b>	<b>2008/2009</b>		<b>7.314.4</b>	<b>4.157.7</b>	<b>2.375.3</b>	<b>1.139.5</b>	<b>294.4</b>	<b>2.580.3</b>	<b>1.828.4</b>	<b>1.807.8</b>	<b>1.693.9</b>	<b>1.419.0</b>	<b>15.697</b>
	<b>2007/2008</b>		<b>11.069.0</b>	<b>5.676.9</b>	<b>2.371.7</b>	<b>1.749.9</b>	<b>546.2</b>	<b>2.589.5</b>	<b>3.259.5</b>	<b>1.889.0</b>	<b>1.436.8</b>	<b>1.674.7</b>	<b>22.266</b>
	<b>2006/2007</b>		<b>9.886.7</b>	<b>5.015.5</b>	<b>1.741.8</b>	<b>1.105.9</b>	<b>334.3</b>	<b>1.535.9</b>	<b>3.243.5</b>	<b>2.971.4</b>	<b>1.164.9</b>	<b>1.568.0</b>	<b>18.729</b>
<b>TOTAL TH.CASES</b>	<b>2008/2009</b>		<b>447.4</b>	<b>617.7</b>	<b>151.3</b>	<b>131.9</b>	<b>41.0</b>	<b>145.4</b>	<b>261.2</b>	<b>103.3</b>	<b>103.2</b>	<b>89.2</b>	<b>1.441.2</b>
	<b>2007/2008</b>		<b>633.5</b>	<b>756.7</b>	<b>142.0</b>	<b>201.2</b>	<b>77.8</b>	<b>150.2</b>	<b>418.1</b>	<b>97.5</b>	<b>84.4</b>	<b>92.0</b>	<b>1.948.8</b>
	<b>2006/2007</b>		<b>556.4</b>	<b>656.0</b>	<b>100.4</b>	<b>115.1</b>	<b>40.6</b>	<b>84.3</b>	<b>400.6</b>	<b>158.8</b>	<b>67.0</b>	<b>83.5</b>	<b>1.553.2</b>





www.tytextport.com

RUT: 96955750-9  
Estoril 50 Of. 606  
Las Condes, Santiago

TyT Export S.A

Phone: 56 (2) 2433380  
Fax: 56 (2) 2433379  
e-mail: ftupper@tytextport.com  
Contact: Francisco Tupper

## Exports by Destination Market

Season 2008/2009 (Tons)

PRODUCE	MIDDLE	LATIN	EUROPE		NORTH AMERICA		FAR	TOTAL TONS			TOTAL TH.CASES		
	EAST	AMERIC	CONT	RUS	EAST	WEST	EAST	2008-09	2007-08	2006-07	2008-09	2007-08	2006-07
APPLES	6,187.4	4,771.8	737.3	42.3	21.2			11,760	8,650.6	5,982.7	734.1	493.3	310.4
PEARS	43.2	467.7	325.5					836.4	951.4	704.4	52.9	52.9	39.8
KIWIFRUIT	104.8	310.5	336.1	67.2				818.5	1,010.7	425.6	100.2	111.6	42.6
TABLE GRAPES		333.3	106.7	18.7		141.7		600.4	1,176.1	721.5	77.7	199.0	85.1
PLUMS		229.7	30.2	28.2		43.2		331.4	740.5	312.5	37.5	85.5	38.9
NECTARINES		74.2	33.2	7.3				114.7	423.9	47.4	14.8	47.3	5.3
CHERRIES	12.0	35.0	9.6		14.3		2.6	73.5	135.6	58.2	15.3	19.5	11.6
PEACHES		22.5	4.7	5.2				32.4	26.3	6.7	4.2	2.9	0.8
APRICOTS		2.6	2.2					4.8	4.8	3.5	1.2	0.5	0.5
NASHI PEARS									35.9	13.1		4.5	1.5
RY. GALA APPLE	3,736.4	2,538.6	240.3	42.3				6,557.7	3,250.0	1,798.0	445.3	206.5	90.5
RICH. D. APPLE	1,030.9	667.1	148.1					1,846.1	1,624.2	820.1	99.1	84.9	42.8
R. STARK. APPLE	384.9	585.8	59.5					1,030.3	837.7	785.2	54.2	44.2	41.2
GRANNIES APPLE	356.6	442.9	178.3					977.7	1,225.5	775.5	51.9	64.4	41.0
HAYWARD KIWIS	104.8	310.5	336.1	67.2				818.5	1,010.7	425.6	100.2	111.6	42.6
PACKHAMS PEAR		397.4	291.8					689.3	760.3	632.2	41.3	42.2	35.3
RED CHIEF APPLE	201.6	249.0						450.7	970.1	500.8	23.7	50.8	26.1
R. GLOBE GRAPE		309.9	74.8	18.7				403.4	869.5	377.2	52.3	142.2	43.2
NOT DEF APPLE	278.9				21.2			300.1	103.2	49.9	25.4	7.1	2.5
G. SMOOT. APPLE	171.3	115.0						286.3	76.1	208.1	15.5	4.0	11.2
ANGELENO PLUM		167.0	21.6					188.6	364.8	65.4	21.0	43.7	8.7
PRN. SEED. GRAPE						140.1		140.1			17.1		
FUJJ APPLE		52.5	58.0					110.4	119.9	93.3	7.3	6.4	4.8
LINERS	6,105.6	5,970.7	1,387.2	169.0	21.2	63.0	2.6	13,719	9,670.3	7,192.9	951.9	753.7	431.8
CHARTERS	241.7		182.5		6.7	121.9		552.9	2,705.1	322.7	53.4	192.5	39.2
LAND FREIGHT		239.2						239.2	761.1	698.2	20.3	67.6	53.5
AIR FREIGHT		37.5	15.9		7.5			60.9	43.2	61.7	12.2	8.6	12.1
<b>TOTAL TONS</b>	<b>2008-09</b>	<b>6,347.3</b>	<b>6,247.3</b>	<b>1,585.6</b>	<b>169.0</b>	<b>35.4</b>	<b>184.9</b>	<b>2.6</b>	<b>14,572</b>				
	<b>2007-08</b>	<b>6,481.8</b>	<b>5,737.9</b>	<b>574.2</b>	<b>252.7</b>	<b>130.2</b>		<b>2.8</b>		<b>13,180</b>			
	<b>2006-07</b>	<b>7,099.2</b>	<b>4,769.9</b>	<b>133.0</b>	<b>165.0</b>	<b>256.8</b>	<b>144.8</b>				<b>8,275.6</b>		
<b>TOTAL TH.CASES</b>	<b>2008-09</b>	<b>477.9</b>	<b>387.1</b>	<b>130.6</b>	<b>15.9</b>	<b>3.8</b>	<b>22.1</b>	<b>0.5</b>			<b>1,037.9</b>		
	<b>2007-08</b>	<b>550.6</b>	<b>394.1</b>	<b>47.7</b>	<b>21.1</b>	<b>8.3</b>		<b>0.6</b>				<b>1,022.3</b>	
	<b>2006-07</b>		<b>422.3</b>	<b>45.1</b>	<b>15.0</b>	<b>15.4</b>	<b>31.3</b>	<b>7.3</b>					<b>536.5</b>

## Exports by Consignee

Season 2008/2009 (Tons)

CONSIGNEE	MKT	APPLE	PEAR	KIWIS	GRAPE	PLUM	RY. GALA	RICH. D.	R. STARK.	GRANNIES	HAYWARD	TOTAL
Abbar & Zainy Cold Stores	MID	5,768.4	43.2	104.8			3,444.1	973.9	354.4	317.5	104.8	5,928.4
Frutas CMC C.A.	LAT	2,189.7	366.3	61.6	129.6	168.8	715.0	429.3	444.0	284.6	61.6	2,984.0
Basesurcorp S.A.	LAT	1,371.4		67.2	18.7		1,325.4	28.6	9.0	8.4	67.2	1,473.1
To Order	EUR	488.5	243.2	403.3	74.8	49.8	139.3	83.9	59.5	135.5	403.3	1,272.1
Alimentos Fruca S.A.	LAT	693.5	89.9	22.4	74.8	20.6	314.1	120.9	81.9	58.7	22.4	929.2
Alimentos Vimera S.A.	LAT	226.5		22.4	74.8	20.2	74.1	23.8	19.9	24.2	22.4	343.8
To Order	MID	237.4					237.4					237.4
Agricola Gloria Due S.R.L.	EUR	107.0	70.2		50.7		21.4	42.8		42.8		227.9
Frutas Drago S.L.	EUR	168.0	12.0			1.0	105.8	21.4				188.1
Frigorificos de la Costa	LAT	156.4			18.7		68.0	46.6	12.1	29.8		175.1
Dayka & Hackett LLC	NAM				141.7							141.7
Resources for Food Products Co. W.L.L.	MID	134.0					36.9	34.4	23.7	39.1		134.0
Crisfrut Comercio Imp. E Exp. Ltda	LAT	22.3			69.1			4.1			69.1	91.4
Fruticola Cacique Ltda.	LAT			67.8							67.8	90.3
Tasharukiat Marwa	MID	47.5					18.0	22.7	6.8			47.5
Bengard Marketing	NAM											43.2
Miles Import	EUR						43.2					42.8
To Order	LAT				16.7	20.2						36.9
The First Fruit E.U.	LAT	24.0					24.0					24.0
Hortifrut, Inc.	LAT	9.7	11.5				6.0			3.7		21.2
Fresh Fruit Connections Inc.	NAM	21.2										21.2
Green And Fresh E.U.	LAT	20.9					12.1	3.2		5.6		20.9
Finosol S.A.	LAT	19.2						2.7	4.5	12.0		19.2
Nuevii S.R.L.	LAT	19.2						0.7	12.0	6.4		19.2
Others		35.3					16.1	7.2	2.4	9.6		59.6
<b>TOTAL TONS</b>	<b>2008/2009</b>	<b>11,760.0</b>	<b>836.4</b>	<b>818.5</b>	<b>600.4</b>	<b>331.4</b>	<b>6,557.7</b>	<b>1,846.1</b>	<b>1,030.3</b>	<b>977.7</b>	<b>818.5</b>	<b>14,572</b>
	<b>2007/2008</b>	<b>8,650.6</b>	<b>951.4</b>	<b>1,010.7</b>	<b>1,176.1</b>	<b>740.5</b>	<b>3,250.0</b>	<b>1,624.2</b>	<b>837.7</b>	<b>1,225.5</b>	<b>1,010.7</b>	<b>13,180</b>
	<b>2006/2007</b>	<b>5,982.7</b>	<b>704.4</b>	<b>425.6</b>	<b>721.5</b>	<b>312.5</b>	<b>1,798.0</b>	<b>820.1</b>	<b>785.2</b>	<b>775.5</b>	<b>425.6</b>	<b>8,275.6</b>
<b>TOTAL TH.CASES</b>	<b>2008/2009</b>	<b>734.1</b>	<b>52.9</b>	<b>100.2</b>	<b>77.7</b>	<b>37.5</b>	<b>445.3</b>	<b>99.1</b>	<b>54.2</b>	<b>51.9</b>	<b>100.2</b>	<b>1,037.9</b>
	<b>2007/2008</b>	<b>493.3</b>	<b>52.9</b>	<b>111.6</b>	<b>199.0</b>	<b>85.5</b>	<b>206.5</b>	<b>84.9</b>	<b>44.2</b>	<b>64.4</b>	<b>111.6</b>	<b>1,022.3</b>
	<b>2006/2007</b>	<b>310.4</b>	<b>39.8</b>	<b>42.6</b>	<b>85.1</b>	<b>38.9</b>	<b>90.5</b>	<b>42.8</b>	<b>41.2</b>	<b>41.0</b>	<b>42.6</b>	<b>536.5</b>



Frutasol Chile S.A, Exportadora

Phone: 56 (75) 371092

Fax: 56 (75) 371093

e-mail: klaus.hesse@frutasol.cl

Contact: Klaus Hesse

www.frutasol.cl

RUT: 96718780-1

Camino a los Niches Km. 11.

Curicó



## Exports by Destination Market

Season 2008/2009 (Tons)

PRODUCE	EUROPE			LATIN AMERIC	FAR EAST	NORTH AMERICA		MIDDLE EAST	TOTAL TONS			TOTAL TH.CASES		
	CONT	RUS	UK			EAST	WEST		2008-09	2007-08	2006-07	2008-09	2007-08	2006-07
APPLES	1,413.0	6,205.5	85.6	1,901.4	679.1	190.8	41.4	64.2	10,688	13,093	9,654.5	587.6	711.8	533.6
TABLE GRAPES	29.0	1,102.8		9.3					1,141.2	1,040.4	832.0	145.8	146.8	114.7
PEARS	160.4	319.7		235.0		139.8			854.9	1,270.7	818.8	48.3	75.5	48.3
KIWI FRUIT	134.4	611.5		3.4					749.3	464.7	537.4	74.9	46.5	53.7
GRANNIES APPLE	225.1	2,921.6	32.6	122.9					3,387.8	4,025.2	3,166.6	185.1	219.5	172.9
RY. GALA APPLE	229.3	1,135.1	21.4	1,023.6		28.9			2,459.7	2,906.8	1,771.6	133.6	156.9	100.2
BRAEBURN APPLE	329.3	891.6	31.6	11.3		107.0			1,370.8	857.6	838.8	75.7	50.2	47.5
RICH. D. APPLE	70.4	370.8		709.3				64.2	1,214.6	2,657.7	1,849.3	65.2	143.6	100.8
FUJI APPLE		382.5		4.3	679.1		41.4		1,107.2	1,396.9	1,153.3	57.3	68.6	58.9
HAYWARD KIWI	134.4	611.5		3.4					749.3	464.7	537.4	74.9	46.5	53.7
JONA GOLD APPLE	299.6	323.1		30.0		46.8			699.6	596.4	592.1	45.5	36.9	37.0
THOMPSON GRAPE		680.5							680.5	476.9	435.9	85.6	58.5	53.2
PACKHAMS PEAR	130.4	76.9		230.3					437.6	704.5	497.7	24.8	43.3	30.5
C. PINK APPLE	259.1	159.5				8.2			426.8	648.2	161.4	24.1	36.0	8.9
BOSC PEAR	4.3	196.2		4.7		139.8			344.9	478.8	202.1	19.2	27.1	11.2
RIBIER GRAPE	29.0	181.1							210.1	189.0	131.7	28.3	42.0	29.3
R. GLOBE GRAPE		145.5		9.3					154.9	130.9	87.5	20.3	16.0	10.7
CHARTERS	461.0	8,239.6			123.6				8,824.2	8,601.3	5,551.1	590.1	561.8	384.4
LINERS	1,162.3		85.6	2,128.8	555.5	287.8	41.4	64.2	4,432.6	6,636.3	6,060.5	254.4	376.2	349.2
LAND FREIGHT	113.5			20.2					133.7	631.7	231.1	9.9	42.5	16.8
<b>TOTAL TONS</b>	<b>2008-09</b>	<b>1,736.8</b>	<b>8,239.6</b>	<b>85.6</b>	<b>2,149.1</b>	<b>679.1</b>	<b>330.6</b>	<b>41.4</b>	<b>64.2</b>	<b>13,433</b>				
	<b>2007-08</b>	<b>3,160.4</b>	<b>8,080.1</b>	<b>53.5</b>	<b>2,955.5</b>	<b>1,027.1</b>	<b>287.7</b>	<b>219.4</b>			<b>15,869</b>			
	<b>2006-07</b>	<b>1,859.9</b>	<b>5,742.1</b>	<b>568.7</b>	<b>2,415.9</b>	<b>1,087.1</b>	<b>126.2</b>		<b>42.8</b>		<b>11,843</b>			
<b>TOTAL TH.CASES</b>	<b>2008-09</b>	<b>115.0</b>	<b>556.4</b>	<b>4.7</b>	<b>115.5</b>	<b>35.1</b>	<b>18.4</b>	<b>2.1</b>	<b>3.5</b>			<b>856.7</b>		
	<b>2007-08</b>	<b>203.3</b>	<b>533.3</b>	<b>5.0</b>	<b>157.3</b>	<b>50.2</b>	<b>15.8</b>	<b>10.9</b>				<b>980.6</b>		
	<b>2006-07</b>	<b>124.8</b>	<b>393.6</b>	<b>35.1</b>	<b>131.0</b>	<b>55.3</b>	<b>8.1</b>		<b>2.4</b>					<b>750.4</b>

## Exports by Consignee

Season 2008/2009 (Tons)

CONSIGNEE	MKT	APPLE	GRAPE	PEAR	KIWIS	GRANNIES	RY. GALA	BRAEBURN	RICH. D.	FUJI	HAYWARD	TOTAL
OOO Berry Meadow	EUR	4,934.8	1,057.6	222.6	361.9	2,436.6	974.5	547.6	254.8	284.5	361.9	6,576.9
Almacenes Exito S.A.	LAT	1,466.1		209.7		84.7	839.6	11.3	500.5			1,675.8
To Order	EUR	1,227.9	45.2	97.2	249.6	463.5	160.5	322.6	116.0	98.0	249.6	1,619.9
Anton Dürbeck GmbH	EUR	1,122.0	29.0	90.1	67.2	145.6	188.4	258.1			67.2	1,308.3
Fullbloom Int'l Limited	FAR	452.5								452.5		452.5
ROC International LLC	FAR	226.5								226.5		226.5
Stanley Orchards Sales, Inc.	NAM	148.4		46.6				85.6		41.4		195.0
Durbeck Italia Srl.	EUR	64.3		70.2	44.8	34.7	21.4		8.2		44.8	179.3
Agri-Mondo, Inc.	NAM	83.8		93.2			28.9	21.4				177.0
Boliviana de Negocios	LAT	142.7		23.0	3.4	21.3	114.0		3.1	4.3	3.4	169.1
Baby Fruit Import Export S.A.C	LAT	161.7							161.7			161.7
V.Spanakos S.A.	EUR	107.1			22.4	44.9			62.2		22.4	129.5
Triofruta Aps	EUR	119.8					19.5	71.2				119.8
To Order	FAR	107.0				85.6	21.4					107.0
Morello International Plc	EUR	85.6				32.6	21.4	31.6				85.6
To Order	MID	64.2							64.2			64.2
Frutamérica	LAT	47.4					23.7		23.7			47.4
Almacenes Exito S.A.	EUR	42.8				21.4		21.4				42.8
F Y F Corp S.A.C.	LAT	41.6				16.9	24.6					41.6
To Order	LAT	21.6	9.3	2.3			21.6					33.3
Dellafruta Comercio Atacadista de Frutas Ltda.	LAT	20.2							20.2			20.2
<b>TOTAL TONS</b>	<b>2008/2009</b>	<b>10,688.0</b>	<b>1,141.2</b>	<b>854.9</b>	<b>749.3</b>	<b>3,387.8</b>	<b>2,459.7</b>	<b>1,370.8</b>	<b>1,214.6</b>	<b>1,107.2</b>	<b>749.3</b>	<b>13,433</b>
	<b>2007/2008</b>	<b>13,093.0</b>	<b>1,040.4</b>	<b>1,270.7</b>	<b>464.7</b>	<b>4,025.2</b>	<b>2,906.8</b>	<b>857.6</b>	<b>2,657.7</b>	<b>1,396.9</b>	<b>464.7</b>	<b>15,869</b>
	<b>2006/2007</b>	<b>9,654.5</b>	<b>832.0</b>	<b>818.8</b>	<b>537.4</b>	<b>3,166.6</b>	<b>1,771.6</b>	<b>838.8</b>	<b>1,849.3</b>	<b>1,153.3</b>	<b>537.4</b>	<b>11,843</b>
<b>TOTAL TH.CASES</b>	<b>2008/2009</b>	<b>587.6</b>	<b>145.8</b>	<b>48.3</b>	<b>74.9</b>	<b>185.1</b>	<b>133.6</b>	<b>75.7</b>	<b>65.2</b>	<b>57.3</b>	<b>74.9</b>	<b>856.7</b>
	<b>2007/2008</b>	<b>711.8</b>	<b>146.8</b>	<b>75.5</b>	<b>46.5</b>	<b>219.5</b>	<b>156.9</b>	<b>50.2</b>	<b>143.6</b>	<b>68.6</b>	<b>46.5</b>	<b>980.6</b>
	<b>2006/2007</b>	<b>533.6</b>	<b>114.7</b>	<b>48.3</b>	<b>53.7</b>	<b>172.9</b>	<b>100.2</b>	<b>47.5</b>	<b>100.8</b>	<b>58.9</b>	<b>53.7</b>	<b>750.4</b>

## Exports by Destination Market

Season 2008/2009 (Tons)

PRODUCE	NORTH AMERICA		LATIN AMERIC	EUROPE			FAR EAST	MIDDLE EAST	TOTAL TONS		TOTAL TH.CASES	
	EAST	WEST		CONT	RUS	UK			2008-09	2007-08	2008-09	2007-08
APPLES	1.412.2	42.2	2.251.3	404.0			576.5	141.2	4.827.3	5.818.3	253.9	304.9
PLUMS	1.056.8	156.0	52.4	627.7		347.2	183.4		2.423.6	1.433.6	353.1	216.7
TABLE GRAPES	625.7	53.1	19.3	204.5	145.3	28.0	39.4		1.115.2	1.038.9	147.8	192.2
KIWIFRUIT	343.1	241.9	37.4	379.1					1.001.6	332.8	102.3	33.3
PEACHES	580.5	27.3	98.9	5.4					712.2	153.9	87.7	18.8
NECTARINES	397.3	20.5	12.1	147.0		19.3	20.2		616.3	569.1	82.4	70.7
CLEMENTINES	355.5	119.3							474.7		86.8	
PEARS	45.6	41.4	175.2					67.7	329.8	1.448.7	18.9	79.8
GRAPEFRUITS			195.4	98.8	19.8				314.0		20.7	
ORANGES	86.5			216.3					302.8	145.6	18.3	8.5
RY. GALA	641.4		1.460.6	21.4			91.1	47.9	2.262.4	2.410.1	117.0	125.8
GRANNIES	520.1	42.2	431.2	153.9				21.4	1.168.9	1.073.8	62.3	57.3
HAYWARD	343.1	241.9	37.4	379.1					1.001.6	332.8	102.3	33.3
ANGELENO	410.0	19.0		122.3		239.0			790.3	231.7	102.7	33.1
RICH. D.			302.0	81.5			155.6	47.9	587.1	850.9	29.9	43.2
FUJI		95.8					245.1		340.9		17.8	
THOMPSON	235.3		13.1	77.7					326.2	262.4	47.0	51.5
B. AMBAR	134.9	48.1	20.2	120.1					323.2	332.0	49.0	47.2
CLEMENUL.	316.6								316.6		50.1	
STAR RUBY			195.4	98.8	19.8				314.0		20.7	
LT. FRIAR	130.0	14.8		95.2			40.3		280.3	17.9	42.2	2.9
R. GLOBE			6.2	101.1	145.3		19.7		272.4	181.7	34.1	27.6
SM. DIAM.	137.1	15.5	4.0	67.2		19.3			243.1	69.6	33.5	8.3
LINERS	2.078.2	376.7	2.539.6	1.580.9	165.1	216.3	819.4	208.9	7.984.9	7.423.0	659.8	572.4
CHARTERS	2.482.9	346.4		412.4		178.2			3.419.9	3.625.7	456.6	374.0
LAND FREIGHT			318.6	89.6					408.2		31.7	
AIR FREIGHT	288.1		3.4				2.4		293.8	4.3	49.6	0.8
TONS	2008-09	5.019.7	723.1	2.861.6	2.082.9	165.1	394.4	821.8	208.9	12.277		
	2007-08	3.765.1	481.4	2.989.3	1.873.4	447.0		1.456.0	40.9	11.053		
TH.CASES	2008-09	550.1	90.7	164.8	265.6	19.0	52.4	57.2	11.9		1.211.6	
	2007-08	341.1	28.5	159.0	303.9	36.0		76.6	2.1		947.2	

## Exports by Consignee

Season 2008/2009 (Tons)

CONSIGNEE	MKT	APPLE	PLUM	GRAPE	KIWIS	PEACH	RY. GALA	GRANNIES	HAYWARD	ANGELENO	RICH. D.	TOTAL	
Frutera del Litoral Cia. Ltda.	LAT	1.490.2		19.3			993.4	233.7			245.8	1.525.7	
Pro Fruit Marketing, Inc.	NAM		584.5	17.2		219.1				269.8		1.015.2	
Dandrea Produce Inc.	NAM	107.0	224.6	187.7	20.8	166.6	21.4	21.4	20.8	75.8		836.4	
Chiquita Fresh North America	NAM	274.9	271.7			137.0	113.4	161.5		64.3		813.7	
Global Fruit Point GmbH	EUR	168.5	442.6	97.6		5.4		42.8		120.1		805.5	
Dayka & Hackett LLC	NAM			473.9	243.2				243.2			760.7	
Solfruit International B.V.	EUR		165.0	14.4	289.5				289.5	2.3		524.6	
Imporfénix Ltda.	LAT	367.8					239.4	66.9			21.2	474.4	
Frusol International, Inc.	NAM	276.2					83.6	171.2				453.2	
Wal-Mart Stores, Inc.	NAM	350.4					127.0	79.8				350.4	
Jeicy Fruit S.A.	LAT	265.5					227.7	37.8				334.1	
New York Apple Sales, Inc.	NAM	317.5					274.7	21.4				317.5	
To Order	NAM				67.2				67.2			306.1	
Contel Fresh, Inc.	NAM		112.9			85.2						299.6	
Western Fresh Marketing	NAM	128.4			110.9		21.4	107.0	110.9			277.8	
Yupaa International	FAR	227.3									151.3	227.3	
4 Fruit Company B.V.	EUR											216.3	
Ballantine Produce Co., Inc.	NAM		19.0		142.9				142.9	19.0		205.3	
DPS PLC	EUR		186.7							179.2		192.0	
Crown Fruits Enterprise Co.	FAR	183.9										186.2	
JFC Group	EUR			145.3								145.3	
Productos Tito S.A.de C.V.	LAT		52.4			61.9						122.4	
Jawad & Majed Foods Co.	MID	93.3					24.0	21.4			24.0	116.0	
To Order	EUR	42.8	30.2					21.4			21.4	101.5	
Others		533.7	333.9	159.8	127.0	37.0	136.5	182.5	127.0	59.8	123.4	1.670.3	
TONS	2008/2009		4.827.3	2.423.6	1.115.2	1.001.6	712.2	2.262.4	1.168.9	1.001.6	790.3	587.1	12.277
	2007/2008		5.818.3	1.433.6	1.038.9	332.8	153.9	2.410.1	1.073.8	332.8	231.7	850.9	11.053
TH.CASES	2008/2009		253.9	353.1	147.8	102.3	87.7	117.0	62.3	102.3	102.7	29.9	1.211.6
	2007/2008		304.9	216.7	192.2	33.3	18.8	125.8	57.3	33.3	33.1	43.2	947.2

### Exports by Destination Market

Season 2008/2009 (Tons)

PRODUCE	LATIN AMERIC	EUROPE		NORTH AMERICA		MIDDLE EAST	FAR EAST	TOTAL TONS			TOTAL TH.CASES		
		CONT	UK	EAST	WEST	EAST	EAST	2008-09	2007-08	2006-07	2008-09	2007-08	2006-07
APPLES	3,302.6	1,166.3	221.9	1,232.2		441.8	382.4	6,766.7	6,825.8	5,444.9	424.0	406.4	314.2
TABLE GRAPES	1,264.4	171.1	94.5	262.3	100.8		72.8	1,965.8	2,289.5	1,602.1	237.4	279.0	191.8
KIWIFRUIT	340.1	353.9		46.4			262.4	1,002.8	959.4	1,096.3	78.8	95.9	112.5
PEARS	565.6	34.2						622.9	750.4	792.1	35.6	47.5	45.1
NECTARINES	244.4	61.3						305.8	235.3	252.9	34.1	26.0	26.9
PLUMS	253.1	50.6						303.7	163.5	321.0	32.8	17.4	34.0
PEACHES	195.6	26.0						221.6	320.2	199.9	24.4	35.9	22.4
ORANGES	55.2							55.2	99.1	96.9	3.2	5.8	5.7
CHERRIES	4.1	24.3						28.4	27.9	10.7	5.8	5.9	2.5
NASHI PEARS	6.3	5.9						12.3	8.8	23.9	2.3	1.6	3.5
RY. GALA APPLE	1,109.7	600.5	221.9	763.5			328.5	3,024.1	2,561.2	2,240.9	190.1	150.7	131.3
RICH. D. APPLE	1,436.0	239.6		20.4			42.0	1,956.3	2,270.1	1,443.7	121.4	133.3	82.0
R. GLOBE GRAPE	940.8	158.8		15.7				1,188.1	1,031.5	812.0	143.3	125.8	99.0
HAYWARD KIWIS	293.9	353.9		46.4			262.4	956.7	865.9	1,095.1	73.8	86.6	112.4
GRANNIES APPLE	339.4	276.4		209.1			54.2	894.0	1,400.6	934.7	64.9	84.8	56.9
PACKHAMS PEAR	507.2	25.3						555.5	564.6	567.5	31.0	31.5	31.6
THOMPSON GRAPE	145.9	11.5	94.5	190.1				442.0	647.6	371.7	53.1	75.8	42.8
C. PINK APPLE		2.3		195.7				198.0	95.8	155.8	11.1	5.5	9.4
RED CHIEF APPLE	152.9	40.6						193.6	59.6	167.0	10.4	3.1	8.8
FUJI APPLE	6.4						168.8	175.2	2.2	240.3	8.6	0.1	11.9
FLAME SDL GRAPE	39.5			10.8	100.8			151.1	177.7	38.7	18.4	21.1	4.7
CRIMSON GRAPE	67.3	0.8		45.7				113.8	245.8	211.0	13.9	34.1	24.9
R. STARK. APPLE	89.6							89.6	7.9		5.0	1.1	
LINERS	6,190.6	1,870.3	202.4	1,278.6			704.2	10,744	10,411	9,162.5	814.9	781.8	687.5
CHARTERS			114.0	262.3	100.8			477.1	1,046.2	295.1	56.5	114.0	30.2
LAND FREIGHT	45.4	22.1						67.6	282.1	412.1	7.2	31.8	42.7
AIR FREIGHT	0.6	3.3						3.9	8.5	9.3	1.0	2.2	2.3
TOTAL TONS	2008-09	6,236.6	1,895.7	316.4	1,540.9	100.8	704.2	478.3	11,292				
	2007-08	5,522.5	2,717.1	755.5	1,709.3	145.4		646.9		11,747			
	2006-07	4,786.4	1,677.0	810.4	1,057.7	228.8	257.5	817.3			9,879.0		
TOTAL TH.CASES	2008-09	474.4	203.5	25.8	104.9	12.3	28.2	29.4			879.5		
	2007-08	413.4	271.1	77.4	106.8	9.1		30.0				929.8	
	2006-07	372.3	150.1	80.4	64.9	13.7	14.6	45.1					762.6

### Exports by Consignee

Season 2008/2009 (Tons)

CONSIGNEE	MKT	APPLE	GRAPE	KIWIS	PEAR	NECTARIN	RY. GALA	RICH. D.	R. GLOBE	HAYWARD	GRANNIES	TOTAL
Corporación La Favorita C.A.	LAT	870.8	268.9	87.2	185.3	48.2	312.2	336.0	191.7	64.8	107.8	1,559.1
L & M Companies, Inc.	NAM	839.5					580.8				104.2	839.5
Surtifruver De La Sabana Ltda	LAT	429.4	36.4	49.9	186.6	37.5	240.0	67.5	28.3	49.9	67.3	822.3
To Order	LAT	471.3	138.3	9.0	23.0	17.9	299.0	90.6	133.0	9.0	61.5	725.2
To Order	MID	270.6		240.0			243.6			240.0	27.0	510.6
Bargosa S.A.	EUR	330.6	17.7	112.0			85.1	126.5	17.7	112.0	119.0	477.9
F Y F Corp S.A.C.	LAT	373.2		2.2	89.4		58.8	308.7			5.6	464.7
To Order	EUR	240.9	19.2	152.3	5.8	2.0	106.1	66.5	15.8	152.3	64.3	434.7
Com. de Frutas Finas Tarahumara S.A. de C.V.	LAT	20.3	73.0	43.2			85.7	10.1	10.2	54.3	21.6	353.4
Frutas Vicente Betancourt, S.L.	EUR	103.8	44.3	22.4	23.1	59.3	84.1	7.9	35.4	22.4	2.6	326.8
Hortifruiti, Inc.	LAT	73.0	128.9	9.0	13.3	17.3	13.5	30.7	83.1	9.0		297.1
Frutas del Mundo C.A.	LAT	257.1					19.6	197.8			39.7	257.1
Sofruitex	EUR	238.9					160.2				78.7	238.9
W.M. Morrison Produce Ltd.	EUR	201.6	27.0				201.6					228.6
Suri Agro Fresh Pvt.Ltda.	FAR	213.7						213.7				213.7
Nathel & Nathel, Inc.	NAM	125.3	75.9				42.3	20.4	15.7		62.5	201.2
Desarrolladora Int.	LAT	39.6	155.8				20.1	19.6	79.7			195.4
Frank Donio Inc.	NAM		186.4									186.4
Makro Comercializadora S.A.	LAT	181.9						112.1				181.9
Hortifruiti Honduras	LAT	61.0	85.7	5.6	0.9	5.5	20.9	33.1	71.8	5.6	4.0	178.9
Vidinter C.A.	LAT	132.4			46.1		18.0	24.8				178.5
Basesurcorp S.A.	LAT	139.7		11.7				119.1		11.7		171.4
Chenail Fruits et Legumes	NAM	120.5	46.4				78.2			46.4	42.3	166.9
Novafruit International Llc.	MID	130.2		22.4			63.5	42.0		22.4	8.6	152.6
Others		901.4	708.3	189.5	49.2	32.3	366.6	129.1	461.5	189.5	98.7	1,929.5
TOTAL TONS	2008/2009	6,766.7	1,965.8	1,002.8	622.9	305.8	3,024.1	1,956.3	1,188.1	956.7	894.0	11,292
	2007/2008	6,825.8	2,289.5	959.4	750.4	235.3	2,561.2	2,270.1	1,031.5	865.9	1,400.6	11,747
	2006/2007	5,444.9	1,602.1	1,096.3	792.1	252.9	2,240.9	1,443.7	812.0	1,095.1	934.7	9,879.0
TOTAL TH.CASES	2008/2009	424.0	237.4	78.8	35.6	34.1	190.1	121.4	143.3	73.8	64.9	879.5
	2007/2008	406.4	279.0	95.9	47.5	26.0	150.7	133.3	125.8	86.6	84.8	929.8
	2006/2007	314.2	191.8	112.5	45.1	26.9	131.3	82.0	99.0	112.4	56.9	762.6



RUT: 79759730-9  
Vitacura 5250 Of. 1003  
Vitacura, Santiago

Lafrut Exportaciones Agropecuarias Ltda.

Phone: 56 (2) 6571075  
Fax: 56 (2) 7842013  
e-mail: lafrut@lafrut.cl  
Contact: Pablo Alessandrini

## Exports by Destination Market

Season 2008/2009 (Tons)

PRODUCE	EUROPE			LATIN	FAR	NORTH	TOTAL TONS			TOTAL TH.CASES		
	CONT	RUS	UK	AMERIC	EAST	AMERIC	2008-09	2007-08	2006-07	2008-09	2007-08	2006-07
TABLE GRAPES	1,811.0	427.4	2,851.5	211.0	409.0	48.8	5,758.7	4,167.9	4,843.3	792.3	545.6	629.1
APPLES	680.3	424.0	439.0	222.1	195.5		1,960.9	1,494.8	2,260.5	111.5	84.8	138.3
PEARS	639.9	96.8	23.0	828.7	115.2		1,703.7	1,319.8	944.0	97.7	78.0	52.8
KIWIFRUIT	466.0	108.2	88.9	23.0	21.6		707.7	618.5	1,028.6	70.8	61.8	105.9
PLUMS	211.8	165.0	260.8				637.7	883.3	797.0	76.3	131.8	119.5
WALNUTS	120.0						120.0	222.9	253.0	4.8	8.9	10.1
POMME GRANATES		27.2					27.2	25.6	12.5	6.8	6.4	3.1
BLUEBERRIES			0.4				0.4			0.3		
CHILEAN HAZELNUTS								12.7			0.5	
R. GLOBE GRAPE	1,093.8	386.2	12.1	184.2	373.6		2,050.0	1,325.4	1,569.1	250.7	161.6	192.8
THOMPSON GRAPE	379.7	3.4	1,104.5				1,487.6	1,178.1	1,278.6	221.8	166.9	171.3
PACKHAMS PEAR	537.0	92.2	23.0	404.4	115.2		1,171.8	781.1	286.8	69.0	48.9	17.4
CRIMSON GRAPE	66.1	27.6	745.5	26.8			865.8	482.2	622.1	128.8	62.8	76.4
SUGRAONE GRAPE	227.0		514.2				741.2	762.8	517.5	111.1	106.2	76.3
HAYWARD KIWIS	466.0	108.2	88.9	23.0			686.1	618.5	695.8	68.6	61.8	72.6
FLAME SDL GRAPE	34.5		403.9			48.8	487.1	295.4	505.2	62.2	32.9	59.6
RED CHIEF APPLE	359.3	35.7		65.7			460.6	207.6	436.6	25.2	11.4	26.1
W. NELIS PEAR				424.4			424.4	412.2	569.1	22.3	21.7	30.0
GRANNIES APPLE	148.0	142.2	75.9	19.6			385.7	482.1	426.7	22.5	26.5	25.5
RY. GALA APPLE	49.9	25.0	152.4	92.2			319.5	248.2	518.7	17.2	15.7	33.6
BRAEBURN APPLE	49.0		210.6				259.7	154.7	363.6	17.8	8.6	22.1
ANGELENO PLUM	114.2	28.1	77.7				219.9	476.0	450.0	33.7	78.6	67.5
CHARTERS LINERS	3,037.7	1,230.8	2,975.5		18.7	48.8	7,311.5	6,132.5	6,670.4	882.4	706.7	768.0
LAND FREIGHT	891.4	17.7	688.2	548.1	722.7		2,868.0	1,842.3	2,738.6	223.4	161.6	249.0
AIR FREIGHT				736.7			736.7	685.7	729.8	54.5	40.4	41.9
								85.0			9.2	
TOTAL TONS	2008-09	3,929.0	1,248.6	3,663.7	1,284.8	741.4	48.8	10,916				
	2007-08	4,044.3	1,243.7	2,507.5	594.2	222.0	133.9		8,745.5			
	2006-07	3,511.5	1,463.1	3,841.3	729.8	264.5	328.6			10,139		
TOTAL TH.CASES	2008-09	437.1	115.5	448.6	84.5	68.7	6.0				1,160.4	
	2007-08	433.3	129.8	297.6	30.4	15.7	11.1				917.9	
	2006-07	398.9	152.0	423.6	41.9	20.1	22.4					1,058.9

## Exports by Consignee

Season 2008/2009 (Tons)

CONSIGNEE	MKT	GRAPE	APPLE	PEAR	KIWIS	PLUM	R. GLOBE	THOMPSON	PACKHAMS	CRIMSON	SUGRAONE	TOTAL
Nufri Sat	EUR	1,058.4	552.8	312.0	312.0	85.4	1,058.4		312.0			2,320.5
W.M. Morrison Produce Ltd.	EUR	723.9	403.8	23.0	44.1	120.0		253.9	23.0	377.4	61.3	1,314.9
To Order	EUR	354.1	424.0	96.8	108.2	165.0	312.9	3.4	92.2	27.6		1,175.2
Richard Hochfeld Limited	EUR	1,064.4	35.2		44.8	24.0		393.0		83.3	235.9	1,168.4
Agricola Gloria Due S.R.L.	EUR	35.4	63.3	184.3	112.0	126.5	35.4		119.8			641.5
Grapes Direct Limited	EUR	501.7						195.7		119.7	134.9	501.7
Zimpelmann Agentur GmbH	EUR	484.4						215.0		39.1	186.0	484.4
Baby Fruit Import Export S.A.C	LAT		117.3	276.5					276.5			393.8
Royal Island Co., Ltd.	FAR	112.2	195.5				112.2					307.7
Mack Multiples	EUR	278.3						201.6		61.5	15.3	278.8
San Lucar Fruit S.L.	EUR	248.0						180.0		27.0	41.0	248.0
Nico de Jong B.V.	EUR		64.2	143.6					105.2			207.8
Pomar Novo Import e Export Ltda.	LAT	113.4		65.7			94.5			18.9		179.0
Agropel Perazzati Ltda	LAT	18.9	65.7	65.7	23.0		18.9					173.3
I V G White (Sales) Ltd.	EUR	165.5						16.0		81.6	31.4	165.5
Woo Lee Fruit & Vegetables Co. Ltd.	FAR	18.7		115.2	21.6		18.7		115.2			155.5
Honey Fruit	LAT		39.1	115.2					115.2			154.3
Jupiter Marketing Ltd.	EUR	23.1				116.8		7.2		12.1	3.9	139.9
Crisfrut Comercio Imp. E Exp. Ltda	LAT	18.9		65.7			18.9					84.6
J W Sedgwick Ltd.	EUR	79.3					12.1	22.0		10.0	31.6	79.3
Mekan International, Inc.	FAR	75.4					75.4					75.4
Distrib. de Frutas Nacionales Ltda	LAT			65.2					9.2			65.2
Difar Com. Imp. & Exp. Ltda.	LAT	18.9		43.8			11.0			7.9		62.7
Pacific Trellis Fruit	NAM	48.8										48.8
Others		317.0		131.1	42.0		281.6		3.5			490.1
TOTAL TONS	2008/2009	5,758.7	1,960.9	1,703.7	707.7	637.7	2,050.0	1,487.6	1,171.8	865.8	741.2	10,916
	2007/2008	4,167.9	1,494.8	1,319.8	618.5	883.3	1,325.4	1,178.1	781.1	482.2	762.8	8,745.5
	2006/2007	4,843.3	2,260.5	944.0	1,028.6	797.0	1,569.1	1,278.6	286.8	622.1	517.5	10,139
TOTAL TH.CASES	2008/2009	792.3	111.5	97.7	70.8	76.3	250.7	221.8	69.0	128.8	111.1	1,160.4
	2007/2008	545.6	84.8	78.0	61.8	131.8	161.6	166.9	48.9	62.8	106.2	917.9
	2006/2007	629.1	138.3	52.8	105.9	119.5	192.8	171.3	17.4	76.4	76.3	1,058.9

Contador Frutos S.A.

Phone: 56 (51) 337600

Fax: 56 (51) 337642

e-mail: cfrutos@contadorfrutos.cl

Contact: Luis Morales

[www.contadorfrutos.cl](http://www.contadorfrutos.cl)

RUT: 96728570-6

Parcela N° 2 Colonia San Ramón

Coquimbo



## Exports by Destination Market

Season 2008/2009 (Tons)

PRODUCE	FAR EAST	EUROPE			LATIN AMERIC	NORTH AMERIC	TOTAL TONS			TOTAL TH.CASES		
		CONT	RUS	UK			2008-09	2007-08	2006-07	2008-09	2007-08	2006-07
TABLE GRAPES	4,761.5	2,389.4	232.1	1,323.6	1,807.5	55.7	10,570	6,411.4	8,221.2	1,351.7	807.1	1,036.5
R. GLOBE GRAPE	3,390.4	1,543.1	141.4	722.4	316.6	1.9	6,115.7	4,779.7	6,049.4	755.8	588.0	748.7
CRIMSON GRAPE	1,329.8	402.9	90.8	428.4		53.9	2,305.8	1,162.5	1,690.3	312.9	160.0	226.9
NOT DEF GRAPE	22.2	85.4			1,264.6		1,372.2	131.3	52.0	167.1	15.7	6.3
THOMPSON GRAPE		163.3		100.0	170.3		433.5	70.7	18.1	62.1	10.7	2.3
SUGRAONE GRAPE	18.2	156.4		3.6	56.1		234.2	267.4	395.6	29.6	32.7	50.1
FLAME SDL GRAPE		38.5		69.3			107.8		15.8	24.0		2.1
RED SDL GRAPE	0.8						0.8			0.1		
LINERS	3,822.1	1,971.4		1,106.7	1,807.5	55.7	8,763.6	5,577.6	7,221.6	1,118.3	701.3	914.4
CHARTERS	935.8	418.0	232.1	216.9			1,802.9	833.8	999.5	232.9	105.8	122.1
AIR FREIGHT	3.5						3.5			0.4		
<b>TOTAL TONS</b>	<b>2008-09</b>	<b>4,761.5</b>	<b>2,389.4</b>	<b>232.1</b>	<b>1,323.6</b>	<b>1,807.5</b>	<b>55.7</b>	<b>10,570</b>				
	2007-08	2,735.3	2,342.7	73.7	904.6	355.2			6,411.4			
	2006-07	4,202.8	2,506.6	127.7	792.6	591.5				8,221.2		
<b>TOTAL TH.CASES</b>	<b>2008-09</b>	<b>588.7</b>	<b>307.4</b>	<b>28.3</b>	<b>200.1</b>	<b>220.4</b>	<b>6.8</b>			<b>1,351.7</b>		
	2007-08	337.5	290.4	9.1	126.8	43.3					807.1	
	2006-07	525.4	323.2	16.4	98.6	72.8						1,036.5

## Exports by Consignee

Season 2008/2009 (Tons)

CONSIGNEE	MKT	GRAPE	R. GLOBE	CRIMSON	NOT DEF	THOMPSON	SUGRAONE	FLAME SDL	RED SDL	TOTAL	
Krijgsman Fruittrading	EUR	2,402.1	1,543.1	415.6	85.4	163.3	156.4	38.5		2,402.1	
LordMayor S.A. de C.V.	LAT	1,807.5	316.6		1,264.6	170.3	56.1			1,807.5	
JLM Produce Ltd.	EUR	1,204.2	722.4	309.0		100.0	3.6	69.3		1,204.2	
KPC Inc.	FAR	949.8	52.8	878.8			18.2			949.8	
Dor Lung Co. Ltd.	FAR	751.4	686.1	45.5	19.9					751.4	
Shenzhen Xing Long da Import	FAR	711.8	639.0	71.6	1.2					711.8	
Guanzhou City Aoben Trading Co.	FAR	614.8	527.9	86.9						614.8	
Dalian Yidu Group Co., Ltd	FAR	471.3	422.2	48.4					0.8	471.3	
To Order	FAR	382.9	310.3	72.6						382.9	
Huitong Economic Trade	FAR	269.2	221.0	48.2						269.2	
Trade Import Company Ltd.	EUR	232.1	141.4	90.8						232.1	
Shenzhen Harvest Time Imp. And Exp.	FAR	220.3	196.3	23.9						220.3	
Khaishen Trading Sdn Bhd	FAR	186.9	168.3	18.6						186.9	
Shanghai New Long March Int. Trade	FAR	110.9	74.2	35.4	1.2					110.9	
A. Gomez Ltd.	EUR	106.7		106.7						106.7	
Khaisen Trad G Sd	FAR	37.4	37.4							37.4	
Arbola Produce, Inc.	NAM	37.0		37.0						37.0	
J & J Ranch Produce, Inc	NAM	18.7	1.9	16.8						18.7	
China Hiutong Corporation	FAR	18.6	18.6							18.6	
Condao Sea P.T.	FAR	18.4	18.4							18.4	
Nam Chan Co.Ltd.	FAR	17.8	17.8							17.8	
<b>TOTAL TONS</b>	<b>2008/2009</b>		<b>10,570.0</b>	<b>6,115.7</b>	<b>2,305.8</b>	<b>1,372.2</b>	<b>433.5</b>	<b>234.2</b>	<b>107.8</b>	<b>0.8</b>	<b>10,570.0</b>
	2007/2008		6,411.4	4,779.7	1,162.5	131.3	70.7	267.4			6,411.4
	2006/2007		8,221.2	6,049.4	1,690.3	52.0	18.1	395.6	15.8		8,221.2
<b>TOTAL TH.CASES</b>	<b>2008/2009</b>		<b>1,351.7</b>	<b>755.8</b>	<b>312.9</b>	<b>167.1</b>	<b>62.1</b>	<b>29.6</b>	<b>24.0</b>	<b>0.1</b>	<b>1,351.7</b>
	2007/2008		807.1	588.0	160.0	15.7	10.7	32.7			807.1
	2006/2007		1,036.5	748.7	226.9	6.3	2.3	50.1	2.1		1,036.5

**Exports by Destination Market**

Season 2008/2009 (Tons)

PRODUCE	NORTH AMERICA		EUROPE			LATIN	FAR	TOTAL TONS			TOTAL TH.CASES		
	EAST	WEST	CONT	RUS	UK	AMERIC	EAST	2008-09	2007-08	2006-07	2008-09	2007-08	2006-07
TABLE GRAPES	4.878.6	1.039.1	83.7	338.0	834.4	1.120.6	789.3	9.083.6	9.513.9	10.396	1.109.8	1.257.7	1.323.5
AVOCADOS		473.1	294.8		42.6			810.5	731.1	721.3	118.7	130.3	135.7
PLUMS	217.3					62.1		279.4	85.0	562.6	36.0	11.1	69.9
NECTARINES	164.7					6.5		171.2	137.0	106.7	21.0	17.1	13.0
APPLES				18.7				18.7			1.0		
PEACHES										373.2			45.3
CHERRIES										1.6			0.3
THOMPSON GRAPE	1.786.2	630.7	53.1	172.3	237.3	643.4	158.8	3.681.9	3.735.9	3.487.1	447.8	542.0	477.8
CRIMSON GRAPE	1.022.4	206.2		29.3	484.7	0.8		1.743.3	1.631.5	1.675.9	210.0	204.8	204.6
FLAME SDL GRAPE	1.399.3	193.7			112.5			1.705.4	1.918.9	2.291.8	209.6	233.0	279.4
R. GLOBE GRAPE			30.6	91.4		386.5	319.5	828.0	877.1	1.327.5	104.0	107.0	161.9
HASS AVOCADO		473.1	275.1		42.6			790.8	731.1	721.3	113.7	130.3	135.7
CALMERIA GRAPE				14.0		80.1	296.6	390.7	465.1	427.6	47.7	56.4	52.0
BLACK SDL GRAPE	298.6			11.7				310.3	358.6	448.7	37.8	43.6	55.0
T.SDL GRAPE	184.9	7.9						192.8	120.8		23.5	14.7	
AUG. RED NECTARIN	164.7						6.5	171.2	137.0	88.4	21.0	17.1	10.7
FRIAR PLUM	112.1							112.1	85.0	192.2	15.4	11.1	24.6
ANGELENO PLUM	47.1						62.1	109.2		106.6	13.4		12.8
AUT. RY. GRAPE	75.6			19.2			9.7	104.6	147.4	155.9	12.8	18.0	19.0
KYOHO GRAPE	86.3							100.7	93.7	59.4	13.4	11.5	8.1
CHARTERS	4.943.7	1.039.1		300.6	359.6			6.643.0	6.717.3	8.939.5	813.9	875.9	1.147.8
LINERS	316.8	473.1	378.6	56.1	517.4	549.3	789.3	3.080.5	3.664.6	3.048.5	394.8	529.9	419.3
LAND FREIGHT							639.9	639.9	85.0	173.1	77.8	10.4	20.6
AIR FREIGHT		0.02						0.02			0.002		
TOTAL TONS	2008-09	5.260.5	1.512.2	378.6	356.7	877.0	1.189.2	789.3	10.363				
	2007-08	4.997.0	692.0	1.124.8	188.7	1.329.0	725.8	1.409.6		10.467			
	2006-07	6.410.7	1.767.0	1.114.5	31.5	401.2	1.196.1	1.163.7			12.161		
TOTAL TH.CASES	2008-09	645.7	168.9	82.5	42.2	107.3	143.8	96.1			1.286.5		
	2007-08	610.1	75.4	240.3	23.0	205.7	89.4	172.3				1.416.2	
	2006-07	785.5	208.0	241.6	3.8	54.4	142.7	141.7					1.587.7

**Exports by Consignee**

Season 2008/2009 (Tons)

CONSIGNEE	MKT	GRAPE	AVOCADO	PLUM	NECTARIN	APPLE	THOMPSON	CRIMSON	FLAME SDL	R. GLOBE	HASS	TOTAL	
Giumarra Bros Fruit Co., Inc.	NAM	4.878.6		217.3	129.8		1.786.2	1.022.4	1.399.3			5.225.6	
Rio Vista Limitada	NAM	1.039.1	258.0				630.7	206.2	193.7		258.0	1.297.2	
Fruticola Cacique Ltda.	LAT	617.7		22.2			506.1	0.8		63.1		639.9	
Grapes Direct Limited	EUR	609.6					154.8	342.4	112.5			609.6	
KPC Inc.	FAR	424.9					102.7			229.0		424.9	
Bec Company	LAT	284.5		36.7	6.5		70.5			195.4		327.7	
To Order	NAM		215.0								215.0	215.0	
W.M. Morrison Produce Ltd.	EUR	163.6	42.6				82.5	81.1			42.6	206.2	
To Order	EUR	206.0					72.8			103.3		206.0	
New World Fruit Traders B.V.	EUR		169.3								169.3	169.3	
Frutera del Litoral Cia. Ltda.	LAT	165.0					66.9			74.8		165.0	
HL Hall (International) Ltd.	EUR		125.5								105.7	125.5	
Shenzhen Xing Long da Import	FAR	92.1										92.1	
La Fruition Co., Ltda.	FAR	86.2								71.8		86.2	
OOO Citrus Fruit	EUR	55.2				18.7	26.8	16.7				73.9	
Huitong Economic Trade	FAR	73.8					18.7					73.8	
OOO Importer	EUR	60.2					60.2					60.2	
Fruticola Carana	LAT	53.3		3.2						53.3		56.5	
To Order	FAR	56.1								18.7		56.1	
Arc Eurobanan S.L.	EUR	53.1					53.1					53.1	
Woo Lee Fruit & Vegetables Co. Ltd.	FAR	37.4					37.4					37.4	
Frank Donio Inc.	NAM				34.9							34.9	
OOO Inter Torg	EUR	34.6						12.5		18.7		34.6	
Global Pacific Produce	EUR	30.6						30.6				30.6	
Others		61.8					12.5	30.6				61.8	
TOTAL TONS	2008/2009		9.083.6	810.5	279.4	171.2	18.7	3.681.9	1.743.3	1.705.4	828.0	790.8	10.363
	2007/2008		9.513.9	731.1	85.0	137.0		3.735.9	1.631.5	1.918.9	877.1	731.1	10.467
	2006/2007		10.396.0	721.3	562.6	106.7		3.487.1	1.675.9	2.291.8	1.327.5	721.3	12.161
TOTAL TH.CASES	2008/2009		1.109.8	118.7	36.0	21.0	1.0	447.8	210.0	209.6	104.0	113.7	1.286.5
	2007/2008		1.257.7	130.3	11.1	17.1		542.0	204.8	233.0	107.0	130.3	1.416.2
	2006/2007		1.323.5	135.7	69.9	13.0		477.8	204.6	279.4	161.9	135.7	1.587.7

### Exports by Destination Market

Season 2008/2009 (Tons)

PRODUCE	NORTH AMERICA		FAR	EUROPE			LATIN	TOTAL TONS			TOTAL TH.CASES		
	EAST	WEST	EAST	CONT	RUS	UK	AMERIC	2008-09	2007-08	2006-07	2008-09	2007-08	2006-07
TABLE GRAPES	7,557.1	509.3	1,105.0		371.1	253.5	235.7	10,032	9,481.4	8,832.2	1,219.5	1,174.0	1,077.2
APPLES			102.9		30.3			133.2	368.8	370.8	6.8	19.6	18.9
CHERRIES	0.4	0.6	93.5	1.3				95.8	126.5	66.0	19.2	25.3	13.2
KIWI FRUIT				58.2				58.2	22.4	107.3	5.8	2.2	11.1
APRICOTS	18.0							18.0	13.2	28.2	3.0	2.2	4.7
LEMONS									43.7				2.8
NECTARINES									16.8				1.9
THOMPSON GRAPE	3,858.9	247.2	131.7		217.6	171.2	52.0	4,678.5	4,643.8	3,708.9	569.4	583.6	456.1
SUGRAONE GRAPE	1,881.8	148.0				32.4		2,062.2	1,942.3	1,171.9	250.0	237.0	143.0
R. GLOBE GRAPE	146.4	17.3	665.9		122.1		128.9	1,080.6	655.5	528.5	132.9	79.9	61.9
CRIMSON GRAPE	708.4		272.0		31.5	50.0		1,061.8	672.9	1,018.4	128.2	82.3	123.7
FLAME SDL GRAPE	718.7	3.9						722.7	1,168.7	1,763.1	87.3	142.5	214.3
NOT DEF GRAPE	84.7		35.4				54.9	175.0	86.2	144.4	21.1	10.5	17.3
PERLETTE GRAPE	41.7	92.8						134.5	167.3	249.4	16.4	20.4	30.4
FUJI APPLE			102.9					102.9	59.9	363.4	5.1	3.1	18.5
BING CHERRY	0.4	0.6	93.5	1.3				95.8	92.1	66.0	19.2	18.4	13.2
HAYWARD KIWI				58.2				58.2	22.4	107.3	5.8	2.2	11.1
AUT. RY. GRAPE	57.5							57.5	72.7	231.9	7.0	8.9	28.5
BLACK SDL GRAPE	33.1							33.1	63.8	14.8	4.0	7.8	2.0
GRANNIES APPLE					30.3			30.3	85.8		1.6	4.6	
CHARTERS	7,527.8	509.3		58.2	401.4	253.5		8,750.3	9,001.3	8,278.9	1,059.8	1,112.1	1,016.6
LINERS	47.2		1,282.7				183.8	1,513.7	983.8	1,059.0	183.9	104.0	99.0
LAND FREIGHT							52.0	52.0	70.5	48.6	6.3	8.4	5.9
AIR FREIGHT	0.4	0.6	18.6	1.3				21.0	17.2	18.0	4.2	3.4	3.6
<b>TOTAL TONS</b>	<b>2008-09</b>	<b>7,575.5</b>	<b>510.0</b>	<b>1,301.3</b>	<b>59.5</b>	<b>401.4</b>	<b>253.5</b>	<b>235.7</b>	<b>10,337</b>				
	<b>2007-08</b>	<b>7,335.5</b>	<b>844.8</b>	<b>457.9</b>	<b>479.3</b>	<b>210.5</b>	<b>476.8</b>	<b>249.4</b>		<b>10,073</b>			
	<b>2006-07</b>	<b>6,994.0</b>	<b>872.4</b>	<b>875.1</b>	<b>144.6</b>		<b>353.0</b>	<b>148.5</b>			<b>9,404.5</b>		
<b>TOTAL TH.CASES</b>	<b>2008-09</b>	<b>920.9</b>	<b>62.2</b>	<b>159.7</b>	<b>6.1</b>	<b>46.9</b>	<b>30.0</b>	<b>28.5</b>			<b>1,254.3</b>		
	<b>2007-08</b>	<b>889.0</b>	<b>101.8</b>	<b>59.7</b>	<b>71.0</b>	<b>18.2</b>	<b>63.3</b>	<b>22.7</b>				<b>1,228.0</b>	
	<b>2006-07</b>	<b>856.8</b>	<b>106.5</b>	<b>83.9</b>	<b>20.9</b>		<b>40.1</b>	<b>13.2</b>					<b>1,125.1</b>

### Exports by Consignee

Season 2008/2009 (Tons)

CONSIGNEE	MKT	GRAPE	APPLE	CHERRY	KIWIS	APRICOT	THOMPSON	SUGRAONE	R. GLOBE	CRIMSON	FLAME SDL	TOTAL	
Giumarra Bros Fruit Co., Inc.	NAM	4,599.0				18.0	2,238.8	1,111.9	107.8	490.6	490.8	4,616.9	
Pacific Trellis Fruit	NAM	1,574.6					742.8	612.3	15.7	65.3	113.4	1,574.6	
Jac Vandenberg, Inc.	NAM	716.6					628.9		22.8			716.6	
LGS Specialty Sales Ltd	NAM	659.7					318.2	193.7		89.7	43.0	659.7	
Rio Vista Limitada	NAM	516.6		1.1			177.4	112.0	17.3	62.7	75.6	517.7	
KNC Fresh Fruits Inc.	FAR	304.1					33.7		186.3	84.1		304.1	
Mack Multiples	EUR	233.3					150.9	32.4		50.0		233.3	
Walker Grow-Rite Int'l Co., Ltd.	FAR	113.2	61.7	45.5					113.2			220.4	
OOO Inter Torg	EUR	215.6					117.1		77.2	21.3		215.6	
LordMayor S.A. de C.V.	LAT	183.8							128.9			183.8	
Global Trading Co.,Ltd	FAR	129.0					88.8		0.9	39.3		129.0	
To Order	EUR	50.5	30.3				22.1		26.0	2.4		80.7	
Lee Man Trading Company	FAR	37.4		43.1					37.4			80.5	
To Order	FAR	35.4	41.2									76.6	
Won Jun Produce	FAR	74.8					7.5		29.9	37.4		74.8	
Frutera, Inc.	FAR	74.8								74.8		74.8	
Sooil Commerce & Transport, Inc.	FAR	70.8							53.1	17.7		70.8	
OOO Mega Fruit	EUR	68.4					49.5		18.9			68.4	
Bargosa S.A.	EUR			1.3	58.2							59.5	
Dalian Yidu Group Co., Ltd	FAR	56.1							37.4	18.7		56.1	
Dellafrutta Comercio Atacadista de Frutas Ltda.	LAT	52.0					52.0					52.0	
Fruitech Co., Ltd.	FAR	37.4							37.4			37.4	
Glitter Gem Enterprise Co., Ltd.	FAR	37.4							37.4			37.4	
Kobe Yoko Ltd.	FAR	35.4					1.8		33.7			35.4	
Others		156.2		4.9			49.1		99.2	7.9		161.0	
<b>TOTAL TONS</b>	<b>2008/2009</b>		<b>10,032.0</b>	<b>133.2</b>	<b>95.8</b>	<b>58.2</b>	<b>18.0</b>	<b>4,678.5</b>	<b>2,062.2</b>	<b>1,080.6</b>	<b>1,061.8</b>	<b>722.7</b>	<b>10,337</b>
	<b>2007/2008</b>		<b>9,481.4</b>	<b>368.8</b>	<b>126.5</b>	<b>22.4</b>	<b>13.2</b>	<b>4,643.8</b>	<b>1,942.3</b>	<b>655.5</b>	<b>672.9</b>	<b>1,168.7</b>	<b>10,073</b>
	<b>2006/2007</b>		<b>8,832.2</b>	<b>370.8</b>	<b>66.0</b>	<b>107.3</b>	<b>28.2</b>	<b>3,708.9</b>	<b>1,171.9</b>	<b>528.5</b>	<b>1,018.4</b>	<b>1,763.1</b>	<b>9,404.5</b>
<b>TOTAL TH.CASES</b>	<b>2008/2009</b>		<b>1,219.5</b>	<b>6.8</b>	<b>19.2</b>	<b>5.8</b>	<b>3.0</b>	<b>569.4</b>	<b>250.0</b>	<b>132.9</b>	<b>123.2</b>	<b>87.3</b>	<b>1,254.3</b>
	<b>2007/2008</b>		<b>1,174.0</b>	<b>19.6</b>	<b>25.3</b>	<b>2.2</b>	<b>2.2</b>	<b>583.6</b>	<b>237.0</b>	<b>79.9</b>	<b>82.3</b>	<b>142.5</b>	<b>1,228.0</b>
	<b>2006/2007</b>		<b>1,077.2</b>	<b>18.9</b>	<b>13.2</b>	<b>11.1</b>	<b>4.7</b>	<b>456.1</b>	<b>143.0</b>	<b>61.9</b>	<b>123.7</b>	<b>214.3</b>	<b>1,125.1</b>



**Exports by Destination Market**

Season 2008/2009 (Tons)

PRODUCE	NORTH AMERICA		EUROPE		LATIN	FAR	TOTAL TONS			TOTAL TH.CASES		
	EAST	WEST	CONT	UK	AMERIC	EAST	2008-09	2007-08	2006-07	2008-09	2007-08	2006-07
TABLE GRAPES	5,546.4	1,626.1	854.8	564.8	873.6	455.1	9,920.7	9,301.2	6,993.1	1,235.1	1,198.0	910.9
KIWIFRUIT	109.4	30.2					139.7			15.5		
AVOCADOS	28.0						28.0			2.5		
ORANGES	20.6						20.6			1.4		
PEACHES									5.0			0.7
THOMPSON GRAPE	1,372.4	335.2	449.3	272.6	20.5	43.5	2,493.5	2,214.9	1,822.1	324.4	305.8	262.1
FLAME SDL GRAPE	1,531.2	539.9	141.4	106.8			2,319.3	2,664.4	1,319.0	289.1	337.4	172.7
CRIMSON GRAPE	1,003.0	304.0	83.2	111.8	7.6	21.1	1,530.6	1,060.4	841.1	186.2	138.0	108.4
R. GLOBE GRAPE	112.7	49.2	115.3		810.0	327.3	1,414.5	1,146.7	1,088.6	169.9	137.3	131.2
QU. RED GRAPE	835.3	230.3	3.3		9.4		1,078.3	1,158.1	788.0	129.8	141.1	97.4
AUT. RY. GRAPE	179.6	88.1	2.0	14.9	3.9	29.1	317.6	268.1	124.7	38.6	32.7	15.0
SUGRAONE GRAPE	123.5	19.5	50.6	57.3			250.9	170.3	99.1	34.3	23.9	12.3
RUBY SDL GRAPE	205.3	26.8					232.0	294.4	413.6	28.3	35.9	51.1
HAYWARD KIWIS	109.4	30.2					139.7			15.5		
NOT DEF GRAPE	55.1				22.1	34.1	111.3	62.0	134.9	12.6	9.1	15.6
MUSC. SDL GRAPE	65.1	29.2					94.3	113.1	137.0	11.4	13.8	16.7
BLACK SDL GRAPE	57.7						57.7	23.9	95.1	6.9	2.9	8.2
HASS AVOCADO	28.0						28.0			2.5		
CHARTERS	5,353.2	1,512.9	735.1	411.7		35.4	8,048.3	7,334.4	5,968.8	1,008.0	943.1	770.4
LINERS	351.2	143.4	119.7	153.1	663.4	419.6	1,850.4	1,859.1	971.6	220.8	242.6	134.6
LAND FREIGHT					210.2		210.2	107.7		52.7	25.6	5.9
AIR FREIGHT									5.0			0.7
TOTAL TONS	2008-09	5,704.4	1,656.3	854.8	564.8	873.6	455.1	10,109				
	2007-08	4,971.9	1,668.9	1,048.1	493.0	756.2	363.2		9,301.2			
	2006-07	3,663.3	1,393.6	857.0	380.2	568.6	135.5			6,998.1		
TOTAL TH.CASES	2008-09	683.4	199.0	144.9	72.2	99.5	55.5			1,254.5		
	2007-08	598.7	200.1	207.9	57.9	88.9	44.7				1,198.0	
	2006-07	452.2	166.3	171.7	43.5	61.0	16.9					911.6

**Exports by Consignee**

Season 2008/2009 (Tons)

CONSIGNEE	MKT	GRAPE	KIWIS	AVOCADO	ORANGE	THOMPSON	FLAME SDL	CRIMSON	R. GLOBE	QU. RED	AUT. RY.	TOTAL	
The Oppenheimer Group	NAM	3,024.0	139.7	28.0	20.6	685.6	867.7	654.5	130.5	296.1	100.5	3,212.2	
Jac Vandenberg, Inc.	NAM	2,910.0				661.4	772.2	557.0	25.9	524.7	129.3	2,910.0	
Dayka & Hackett LLC	NAM	1,130.7				321.2	431.3	54.5		244.9	30.1	1,130.7	
Grapes Direct Limited	EUR	521.3				240.7	95.1	111.8			14.9	521.3	
Basesurcorp S.A.	LAT	302.0				11.8			290.2			302.0	
SFI Rotterdam B.V.	EUR	291.7				148.0	110.0	27.4		0.5		291.7	
Frucom Hamburg GmbH & Co	EUR	273.7				188.9	25.6	55.7		2.8		273.7	
Spreafico Francesco e F.lli SPA	EUR	254.7				77.8	5.7		115.3		2.0	254.7	
Prime Orchards Limited	FAR	214.1						5.3	196.3		12.5	214.1	
Dimimax S.R.L.	LAT	188.9							188.9			188.9	
Fruta Internacional S.A.	LAT	146.4				5.5		4.4	130.1	5.5	0.8	146.4	
Vip Marketing, Inc.	NAM	107.8				39.4		40.9	5.5		7.9	107.8	
Import de Frutas S.A. de C.V.	LAT	106.1							84.0			106.1	
Jinwon Trading Co., Ltd.	FAR	102.3				15.7		15.7	70.8			102.3	
Grupo Dispersa, S.A.	LAT	52.2				3.1		1.6	42.0	3.9	1.6	52.2	
European Produce Co (EPCO) Ltd.	EUR	43.5				31.8	11.7					43.5	
Kingo Fruits Co., Ltd.	FAR	35.4							35.4			35.4	
Fruvetsa, Frutas, Vegetales y Transportes S.A.	LAT	35.0						1.6	31.9		1.6	35.0	
Jacques Mayol S.A.	EUR	34.7				34.7						34.7	
To Order	FAR	34.6							17.7			34.6	
Lotte Trading Co. Ltd.	FAR	34.4				10.1			7.1			34.4	
Importadora de Frutas S.A. de C.V.	LAT	21.6							21.6			21.6	
Fruticola Cacique Ltda.	LAT	21.3							21.3			21.3	
Global Trading Co.,Ltd	FAR	17.6				17.6						17.6	
La Fruition Co., Ltda.	FAR	16.5									16.5	16.5	
TOTAL TONS	2008/2009		9,920.7	139.7	28.0	20.6	2,493.5	2,319.3	1,530.6	1,414.5	1,078.3	317.6	10,109
	2007/2008		9,301.2				2,214.9	2,664.4	1,060.4	1,146.7	1,158.1	268.1	9,301.2
	2006/2007		6,993.1				1,822.1	1,319.0	841.1	1,088.6	788.0	124.7	6,998.1
TOTAL TH.CASES	2008/2009		1,235.1	15.5	2.5	1.4	324.4	289.1	186.2	169.9	129.8	38.6	1,254.5
	2007/2008		1,198.0				305.8	337.4	138.0	137.3	141.1	32.7	1,198.0
	2006/2007		910.9				262.1	172.7	108.4	131.2	97.4	15.0	911.6

**Frucentro S.A**

Phone: 56 (2) 2121511  
 Fax: 56 (2) 2114042  
 e-mail: royal.fruit@frucentro.cl  
 Contact: Felix del Solar

RUT: 96492000-1  
 Av. Américo Vespucio Sur 80, P.10  
 Las Condes, Santiago


**Exports by Destination Market**

Season 2008/2009 (Tons)

PRODUCE	NORTH AMERICA		EUROPE		FAR	LATIN AMERIC	TOTAL TONS			TOTAL TH.CASES		
	EAST	WEST	CONT	UK			2008-09	2007-08	2006-07	2008-09	2007-08	2006-07
TABLE GRAPES	2,763.9	14.2	792.8	487.3	1,122.7	268.4	5,449.3	4,677.7	4,534.4	748.1	627.9	623.4
PLUMS	651.7	92.6	451.8	402.0	351.7	123.7	2,073.4	1,462.3	2,009.6	299.4	208.8	279.7
NECTARINES	282.5	69.6	416.1	17.6	132.3	47.7	965.8	925.4	914.3	149.5	146.4	140.0
PEACHES	258.5	31.0	222.0	4.3		18.1	533.9	945.9	887.4	85.2	130.6	126.3
CHERRIES	51.1	55.8	72.3		102.2		281.4	317.6	79.0	55.9	63.7	16.1
APRICOTS	53.7	12.2	28.5				94.4	59.6	87.9	19.4	14.1	17.5
APPLES			8.8		21.2	39.1	69.0			3.8		
PLUMCOTS			11.2	55.2			66.4	121.4	134.1	10.3	13.8	15.1
PEARS							23.7			1.3		
KIWIFRUIT						1.1	1.1		2.2	0.1		0.2
CRIMSON GRAPE	1,404.4		38.8	311.3	176.7	9.2	1,940.4	1,361.1	1,629.6	246.1	174.0	209.2
THOMPSON GRAPE	846.4		566.5	143.8	362.3	14.6	1,933.6	2,279.0	2,048.9	293.7	338.6	307.9
R. GLOBE GRAPE	255.4		129.1		420.7	205.1	1,010.3	534.7	486.4	130.2	63.5	61.2
ANGELENO PLUM	199.9	5.2	32.0	230.5	158.5	57.4	683.6	368.2	660.2	92.4	52.9	91.5
LARRY ANN PLUM	101.5	31.8	98.7	104.1	108.0	2.2	446.3	391.6	452.2	65.4	55.4	59.0
AUT. RY. GRAPE	10.4				154.1	7.9	172.3	200.3	155.8	21.0	24.4	18.7
FLAME SDL GRAPE	136.0	8.0			8.9	15.0	167.9	221.0	154.9	20.5	14.8	18.8
BING CHERRY	36.6	36.2	54.9		27.2		154.9	215.6	65.9	30.4	43.2	13.5
RICH LADY PEACH	58.6	4.0	87.0			3.9	153.5	152.0	128.1	24.9	22.9	19.5
VENUS NECTARIN	28.5	15.0	110.0	0.04			153.5	169.6	203.4	29.0	30.3	36.1
SUPERIOR GRAPE	89.5		43.9	4.4			137.9	75.3		21.7	11.5	
RB. DIAM. NECTARIN	37.4	11.5	69.8			4.9	123.6	90.3	145.0	19.4	12.7	20.6
ART. SNOW NECTARIN	3.4		16.6		99.7	2.1	121.9	187.2	145.5	14.8	29.2	19.4
CHARTERS	4,018.1	235.9	1,274.6	795.6			6,324.3	5,772.4	6,413.8	923.7	815.7	894.6
LINERS	32.4	39.4	558.0	159.3	1,728.7	375.5	2,893.3	2,583.2	2,102.0	384.4	353.2	291.1
LAND FREIGHT			61.7			146.9	208.6			31.4		
AIR FREIGHT	10.8		109.4	11.5	1.3		133.0	154.3	133.1	33.8	36.4	32.8
<b>TOTAL TONS</b>	<b>2008-09</b>	<b>4,061.3</b>	<b>275.3</b>	<b>2,003.6</b>	<b>966.4</b>	<b>1,730.0</b>	<b>522.4</b>	<b>9,559.1</b>				
	<b>2007-08</b>	<b>3,941.2</b>	<b>365.4</b>	<b>1,593.6</b>	<b>849.9</b>	<b>1,287.8</b>	<b>436.6</b>		<b>8,509.8</b>			
	<b>2006-07</b>	<b>4,162.5</b>	<b>432.0</b>	<b>1,599.5</b>	<b>1,030.8</b>	<b>1,011.1</b>	<b>412.9</b>			<b>8,648.9</b>		
<b>TOTAL TH.CASES</b>	<b>2008-09</b>	<b>516.3</b>	<b>38.4</b>	<b>411.5</b>	<b>140.7</b>	<b>212.4</b>	<b>54.0</b>			<b>1,373.3</b>		
	<b>2007-08</b>	<b>487.9</b>	<b>47.5</b>	<b>331.9</b>	<b>123.7</b>	<b>166.1</b>	<b>43.8</b>				<b>1,205.3</b>	
	<b>2006-07</b>	<b>523.0</b>	<b>56.9</b>	<b>332.3</b>	<b>141.4</b>	<b>120.9</b>	<b>43.8</b>					<b>1,218.4</b>

**Exports by Consignee**

Season 2008/2009 (Tons)

CONSIGNEE	MKT	GRAPE	PLUM	NECTARIN	PEACH	CHERRY	CRIMSON	THOMPSON	R. GLOBE	ANGELENO	LARRY ANN	TOTAL
Giumarra Bros Fruit Co., Inc.	NAM	2,703.3	478.6	180.4	159.8	27.2	1,398.9	826.7	253.8	195.7	24.5	3,592.5
International Produce Ltd.	EUR	342.0	405.9	12.8			217.0	122.7		219.3	104.1	815.9
Caposud SARL	EUR	363.4	133.7	152.5	81.8	59.2			210.5	96.2	28.8	811.7
Global Trading Co.,Ltd	FAR	423.9					17.3	318.1	88.6			423.9
Fruchthansa GmbH	EUR	79.7	90.4	113.8	92.7		38.8	40.9				376.6
Fru-Veg Marketing, Inc.	NAM	7.9	153.5	87.1	82.0	22.1				2.5	65.0	362.8
Jacques Mayol S.A.	EUR	133.2	82.2	67.9	23.7	8.3		100.3	32.9		13.0	330.9
Leo Pels Import B.V.	EUR	181.8	77.1	36.9				180.5			44.0	295.7
To Order	FAR	267.6	21.6				106.3	44.3	55.1	21.6		289.2
Vanguard Marketing Services LLC	FAR	39.2	214.6			18.7			39.2	64.7	108.0	272.5
Covering Industrial Corp.	FAR		50.7	116.2		23.4				7.5		190.3
Greencell Ltd.	EUR	145.3	14.4				94.3	21.1		14.4		159.7
Rio Vista Limitada	NAM		50.0	42.1	24.2	18.6				4.4	17.6	147.1
Paramount Export Co	NAM	7.1	36.4	24.3	3.8	39.0				0.8	14.1	110.6
North American Produce Buyer Inc	NAM	52.7	19.6	15.1	16.7		5.5	19.7	1.6	1.7	12.0	104.2
Import. Export. Hermanos Gago S.A.	LAT	48.4	51.8	1.0			4.4	0.8	43.2	36.7		101.2
Pacific Rim International Brokerage Inc.	FAR	88.6					53.1		35.4			88.6
Long Oasis Limited	FAR	88.6							17.7			88.6
Chiao Yaow Trading Co., Ltd.	FAR	70.8							53.1			70.8
Zhixing Runfeng Food Co., Ltd.	FAR	70.8							70.8			70.8
FD Fruit B.V.	EUR	0.5	41.5		14.0						14.0	67.1
Valentin Appolari	LAT	62.0							62.0			62.0
Cultivar, S.A.	EUR		7.1	40.7	6.7	2.8					5.8	57.7
Paramount Export	LAT	35.1							35.1			53.0
Others		237.5	144.3	75.1	28.6	62.1	4.7	48.1	125.6	85.4	2.2	615.5
<b>TOTAL TONS</b>	<b>2008/2009</b>	<b>5,449.3</b>	<b>2,073.4</b>	<b>965.8</b>	<b>533.9</b>	<b>281.4</b>	<b>1,940.4</b>	<b>1,933.6</b>	<b>1,010.3</b>	<b>683.6</b>	<b>446.3</b>	<b>9,559.1</b>
	<b>2007/2008</b>	<b>4,677.7</b>	<b>1,462.3</b>	<b>925.4</b>	<b>945.9</b>	<b>317.6</b>	<b>1,361.1</b>	<b>2,279.0</b>	<b>534.7</b>	<b>368.2</b>	<b>391.6</b>	<b>8,509.8</b>
	<b>2006/2007</b>	<b>4,534.4</b>	<b>2,009.6</b>	<b>914.3</b>	<b>887.4</b>	<b>79.0</b>	<b>1,629.6</b>	<b>2,048.9</b>	<b>486.4</b>	<b>660.2</b>	<b>452.2</b>	<b>8,648.9</b>
<b>TOTAL TH.CASES</b>	<b>2008/2009</b>	<b>748.1</b>	<b>299.4</b>	<b>149.5</b>	<b>85.2</b>	<b>55.9</b>	<b>246.1</b>	<b>293.7</b>	<b>130.2</b>	<b>92.4</b>	<b>65.4</b>	<b>1,373.3</b>
	<b>2007/2008</b>	<b>627.9</b>	<b>208.8</b>	<b>146.4</b>	<b>130.6</b>	<b>63.7</b>	<b>174.0</b>	<b>338.6</b>	<b>63.5</b>	<b>52.9</b>	<b>55.4</b>	<b>1,205.3</b>
	<b>2006/2007</b>	<b>623.4</b>	<b>279.7</b>	<b>140.0</b>	<b>126.3</b>	<b>16.1</b>	<b>209.2</b>	<b>307.9</b>	<b>61.2</b>	<b>91.5</b>	<b>59.0</b>	<b>1,218.4</b>



www.c fsm .cl  
RUT: 96567890-5  
Bajos de Matte, Parcela 41. PO Box 251  
Buin

Santa Maria S.A, Compañía Frutera  
Phone: 56 (2) 8220919  
Fax: 56 (2) 8221042  
e-mail: info@c fsm .cl ; german@c fsm .cl  
Contact: German Schacht

## Exports by Destination Market

Season 2008/2009 (Tons)

PRODUCE	NORTH AMERICA		EUROPE			FAR	LATIN	MIDDLE	TOTAL TONS			TOTAL TH.CASES		
	EAST	WEST	CONT	RUS	UK	EAST	AMERIC	EAST	2008-09	2007-08	2006-07	2008-09	2007-08	2006-07
TABLE GRAPES	3,943.9	1,380.6	755.7	19.0	667.4	947.0	176.6		7,890.1	6,610.5	6,178.0	1,037.8	845.3	765.4
APPLES			400.9		234.1			21.4	656.4	638.7	581.5	39.1	39.8	37.8
KIWIFRUIT			212.3		22.4	67.2	1.1		303.0	223.0	151.1	30.3	22.3	15.1
NECTARINES										16.6			2.8	
NASHI PEARS										8.6			1.1	
THOMPSON GRAPE	1,689.6	500.2	252.3		59.2	81.5	0.9		2,583.7	2,237.7	2,335.7	336.3	285.4	295.3
SUGRAONE GRAPE	854.2	409.3	183.4		67.6				1,514.6	1,217.7	754.1	200.4	157.3	92.2
R. GLOBE GRAPE	30.7	40.9	93.1	19.0		630.5	88.4		902.8	948.4	1,150.8	113.7	122.3	132.9
CRIMSON GRAPE	411.6	43.3	49.7		249.8	94.1	15.6		864.0	527.6	481.2	123.0	69.7	65.6
FLAME SDL GRAPE	541.5	61.6	8.3		32.7				644.1	825.6	511.4	82.3	103.4	63.9
NOT DEF GRAPE	18.0	161.4	94.6		111.4	51.2	70.8		507.3	362.4	290.6	69.9	46.1	36.1
BLACK SDL GRAPE	356.6	77.9					0.9		435.4	431.3	581.0	53.1	52.5	70.4
MN. BEAUTY GRAPE		67.7	74.3		138.2	89.7			369.8			49.9		
GRANNIES APPLE			175.3		154.9			21.4	351.6	106.2	120.3	19.3	5.8	6.6
HAYWARD KIWIS			212.3		22.4	67.2	1.1		303.0	223.0	151.1	30.3	22.3	15.1
C. PINK APPLE			141.1		22.5				163.6	243.2	163.5	9.6	13.4	9.0
PINK L. APPLE			57.8		30.8				88.6	137.6	263.4	7.3	10.6	20.3
RY. GALA APPLE			5.4		25.9				31.2	95.8	34.4	1.7	5.3	1.9
CHARTERS	3,906.1	1,380.6	967.5	19.0	864.7				7,137.9	6,162.5	5,432.3	916.3	754.7	665.8
LINERS	37.8		401.4		59.2	1,014.2	177.7	21.4	1,711.6	1,316.3	1,478.3	190.8	154.4	152.5
AIR FREIGHT					0.02				0.02	18.6		0.002	2.1	
TOTAL TONS	2008-09	3,943.9	1,380.6	1,368.9	19.0	923.9	1,014.2	177.7	21.4	8,849.6				
	2007-08	3,739.6	874.6	938.1	461.3	644.4	711.3	128.1		7,497.4				
	2006-07	3,693.9	938.8	748.4	23.0	450.6	725.4	330.5			6,910.6			
TOTAL TH.CASES	2008-09	481.0	168.5	197.6	2.3	112.7	122.2	21.7	1.2			1,107.2		
	2007-08	455.8	106.7	137.0	42.7	68.7	84.8	15.6				911.3		
	2006-07	447.7	114.3	89.8	2.3	45.4	86.4	32.3						818.2

## Exports by Consignee

Season 2008/2009 (Tons)

CONSIGNEE	MKT	GRAPE	APPLE	KIWIS	THOMPSON	SUGRAONE	R. GLOBE	CRIMSON	FLAME SDL	NOT DEF	BLACK SDL	TOTAL	
Sbrocco International, Inc.	NAM	2,650.5			1,282.2	637.4	30.7	98.5	324.7		264.5	2,650.5	
Wal-Mart Stores, Inc.	NAM	892.0			269.7	170.4		156.4	172.0	18.0	76.4	892.0	
Sun Fresh International L.L.C.	NAM	698.5			297.8	259.8	7.9	10.2	34.6	53.5	32.3	698.5	
SFI Rotterdam B.V.	EUR	332.7	140.4	79.5	130.6	82.8	26.3	49.7	8.3	25.2		552.6	
Capespan	EUR	64.9	354.1			19.2	10.8			16.2		419.0	
C.H. Robinson Worldwide Inc.	NAM	401.4			137.8	46.4		156.7	44.8		15.7	401.4	
Spreafico Francesco e F.lli SPA	EUR	193.2	59.1	132.8	83.0	37.7	30.1			42.3		385.1	
All Fresh Produce	NAM	341.6			130.7	132.3	33.1				45.7	341.6	
To Order	EUR	215.7	40.0		0.8		19.0	155.3	32.7			255.7	
Mack Multiples	EUR	250.0			52.6	42.6		47.9		56.6		250.0	
Goldboy Development Ltd.	FAR	156.2		67.2			89.5	24.7		29.5		223.4	
Sun World International	NAM	207.0				15.7				107.8		207.0	
Richard Hochfeld Limited	EUR	143.2	20.0	22.4	4.7	1.4		31.7		48.9		185.6	
SAFCO of America LLC	NAM	133.4			71.8	1.6		33.1	27.0			133.4	
China Smart Fruit	FAR	117.6					109.2	8.4				117.6	
Fruthosa S.A.	LAT	105.7		1.1	0.9		48.5	2.4		53.0	0.9	106.8	
Origin Fruit Direct BV	EUR	103.5			39.7	43.2		10.1				103.5	
Pacific & Co. Ltd.	FAR	98.4						98.4				98.4	
Zhixing Runfeng Food Co., Ltd.	FAR	78.7						78.7				78.7	
Wing Mau Trading Co., Ltd.	FAR	78.7						57.1		2.0		78.7	
Vanguard Marketing Services LLC	FAR	76.2						53.1	23.0			76.2	
Keelings Group	EUR	63.5				23.6		14.9				63.5	
Umina Brothers, Inc.	FAR	58.6								19.7		58.6	
Pacific Rim International Brokerage Inc.	FAR	57.9			10.6			47.2				57.9	
Others		370.8	42.8		70.8	0.7	152.9	51.1		34.4		413.6	
TOTAL TONS	2008/2009	7,890.1	6,610.5	6,178.0	303.0	2,583.7	1,514.6	902.8	864.0	644.1	507.3	435.4	8,849.6
	2007/2008	6,610.5	638.7	223.0	2,237.7	1,217.7	948.4	527.6	825.6	362.4	431.3	7,497.4	
	2006/2007	6,178.0	581.5	151.1	2,335.7	754.1	1,150.8	481.2	511.4	290.6	581.0	6,910.6	
TOTAL TH.CASES	2008/2009	1,037.8	39.1	30.3	336.3	200.4	113.7	123.0	82.3	69.9	53.1	1,107.2	
	2007/2008	845.3	39.8	22.3	285.4	157.3	122.3	69.7	103.4	46.1	52.5	911.3	
	2006/2007	765.4	37.8	15.1	295.3	92.2	132.9	65.6	63.9	36.1	70.4	818.2	

## Santa Elena S.A, Exportadora

Phone: 56 (2) 8441786

Fax: 56 (2) 8441543

e-mail: gtcornal@santaelena.biz

Contact: Gonzalo Tocornal

RUT: 96972530-4

Fdo. Sta. Elena s/n. Casilla 97

Colina, Santiago



### Exports by Destination Market

Season 2008/2009 (Tons)

PRODUCE	EUROPE		NORTH AMERICA		FAR	LATIN	TOTAL TONS			TOTAL TH.CASES		
	CONT	UK	EAST	WEST	EAST	AMERIC	2008-09	2007-08	2006-07	2008-09	2007-08	2006-07
TABLE GRAPES	1,296.0	5,915.1	533.8	540.7	256.4	98.4	8,640.4	8,403.5	6,885.2	1,320.4	1,193.1	949.6
THOMPSON GRAPE	969.4	3,313.8	502.9	167.8		17.5	4,971.3	3,907.4	3,911.9	766.9	569.9	557.5
CRIMSON GRAPE	146.7	1,755.4		21.6			1,923.7	1,968.0	1,661.9	279.2	287.0	213.1
R. GLOBE GRAPE		135.1			204.4	42.0	381.5	622.3	399.2	46.6	82.8	57.4
SUPERIOR GRAPE	86.9	157.9		78.4			323.2	468.7	75.0	57.6	64.7	9.0
FLAME SDL GRAPE	55.1	207.7		56.7			319.5	399.2	230.4	58.6	53.9	28.4
NOT DEF GRAPE	1.6	80.4		103.7	52.0	39.0	276.7	319.1	44.9	38.5	36.4	5.5
MUSC ROS GRAPE	2.2	78.5		39.2			119.9	0.9	6.2	24.2	0.2	1.1
SUGRAONE GRAPE	18.2	101.5					119.7	12.6	154.2	18.6	2.1	19.8
AUT. RY. GRAPE		84.9					84.9	72.6	37.7	11.3	8.5	4.2
MUSC. SDL GRAPE			30.8	44.4			75.2			10.3		
RUBY SDL GRAPE				17.1			17.1	27.1		3.8	3.6	
PERLETTE GRAPE	15.9						15.9			3.5		
BLACK SDL GRAPE				11.8			11.8	80.7	85.6	1.4	9.8	10.4
CHARTERS	1,212.3	5,662.3	533.8	540.7			7,949.0	7,240.4	6,543.0	1,221.0	1,023.2	905.2
LINERS	83.7	196.1			256.4	34.3	570.6	906.3	342.2	84.3	141.3	44.4
LAND FREIGHT						64.1	64.1			7.9		
AIR FREIGHT		56.7					56.7	256.9		7.3	28.6	
<b>TOTAL TONS</b>	<b>2008-09</b>	<b>1,296.0</b>	<b>5,915.1</b>	<b>533.8</b>	<b>540.7</b>	<b>256.4</b>	<b>98.4</b>	<b>8,640.4</b>				
	2007-08	1,624.1	4,658.5	1,388.6	259.3	472.9			8,403.5			
	2006-07	1,469.2	3,502.7	1,467.9	133.9	311.6				6,885.2		
<b>TOTAL TH.CASES</b>	<b>2008-09</b>	<b>274.7</b>	<b>851.7</b>	<b>65.6</b>	<b>85.0</b>	<b>31.3</b>	<b>12.1</b>			<b>1,320.4</b>		
	2007-08	307.0	623.6	170.1	34.1	58.3					1,193.1	
	2006-07	279.7	428.8	182.4	17.7	41.0						949.6

### Exports by Consignee

Season 2008/2009 (Tons)

CONSIGNEE	MKT	GRAPES	THOMPSON	CRIMSON	R. GLOBE	SUPERIOR	FLAME SDL	NOT DEF	MUSC ROS	SUGRAONE	AUT. RY.	TOTAL		
British & Brazilian Produce Ltd.	EUR	2,914.4	1,444.8	1,076.3				63.0	125.6	69.8	51.6	19.0	64.4	2,914.4
Grapes Direct Limited	EUR	1,151.2	742.5	304.2				35.6	24.5			44.5		1,151.2
To Order	EUR	817.2	624.9	54.0	135.1			0.5		2.7				817.2
Alfred Price & Sons Ltd.	EUR	811.3	471.3	199.0				45.4	57.6					811.3
Muñoz Mehadrin UK Ltd.	EUR	757.2	552.6	147.7						9.6	26.9		20.5	757.2
Grapes Direct America Ltd.	NAM	502.9	502.9											502.9
To Order	NAM	306.7	147.8	21.6				78.4	41.8					306.7
San Lucar Fruit S.L.	EUR	283.9	149.9	15.9				44.3	55.1		2.2	0.6		283.9
Bengard Marketing	NAM	234.0	19.9						15.0	103.7	39.2			234.0
Everfresh Group AB	EUR	218.7	113.6	105.1										218.7
Fruchthansa GmbH	EUR	128.5	85.1					25.9				17.6		128.5
Secchi Agricola Imp. E. Exp. Ltd.	LAT	98.4	17.5		42.0						39.0			98.4
Hars & Hagebauer B.V.	EUR	96.3	82.3					14.0						96.3
Prime Orchards Limited	FAR	68.9			51.4						17.5			68.9
Huitong Economic Trade	FAR	68.6			51.7						17.0			68.6
Guangzhou City Aoben Trading Co.	FAR	68.2			50.7						17.5			68.2
Shenzhen Xing Long da Import	FAR	50.6			50.6									50.6
Trofi B.V.	EUR	32.4	16.2					16.2						32.4
Andes River Marketing Services Corp.	NAM	30.8												30.8
<b>TOTAL TONS</b>	<b>2008/2009</b>	<b>8,640.4</b>	<b>4,971.3</b>	<b>1,923.7</b>	<b>381.5</b>	<b>323.2</b>	<b>319.5</b>	<b>276.7</b>	<b>119.9</b>	<b>119.7</b>	<b>84.9</b>	<b>8,640.4</b>		
	2007/2008	8,403.5	3,907.4	1,968.0	622.3	468.7	399.2	319.1	0.9	12.6	72.6	8,403.5		
	2006/2007	6,885.2	3,911.9	1,661.9	399.2	75.0	230.4	44.9	6.2	154.2	37.7	6,885.2		
<b>TOTAL TH.CASES</b>	<b>2008/2009</b>	<b>1,320.4</b>	<b>766.9</b>	<b>279.2</b>	<b>46.6</b>	<b>57.6</b>	<b>58.6</b>	<b>38.5</b>	<b>24.2</b>	<b>18.6</b>	<b>11.3</b>	<b>1,320.4</b>		
	2007/2008	1,193.1	569.9	287.0	82.8	64.7	53.9	36.4	0.2	2.1	8.5	1,193.1		
	2006/2007	949.6	557.5	213.1	57.4	9.0	28.4	5.5	1.1	19.8	4.2	949.6		

**Exports by Destination Market**

Season 2008/2009 (Tons)

PRODUCE	NORTH AMERICA		EUROPE			FAR	LATIN	TOTAL TONS			TOTAL TH.CASES		
	EAST	WEST	CONT	RUS	UK	EAST	AMERIC	2008-09	2007-08	2006-07	2008-09	2007-08	2006-07
TABLE GRAPES	2,411.6	1,613.3	1,010.3	321.2	1,044.4	931.7	227.0	7,559.3	7,396.6	8,455.9	1,044.1	980.9	1,123.9
PLUMS	199.2				42.0			365.6	293.6	459.7	37.4	28.3	54.5
WALNUTS			280.0					280.0	60.0	130.0	11.2	4.8	5.2
CLEMENTINES	17.7							17.7		270.8	5.7		81.0
AVOCADOS									192.8	40.1		20.6	6.7
NECTARINES									7.7			1.0	
PEACHES									1.9			0.2	
THOMPSON GRAPE	871.9	526.2	631.4	90.5	665.9	17.7		2,803.6	2,433.9	2,917.1	415.7	335.4	413.3
R. GLOBE GRAPE	332.3	121.2	87.6	198.4		895.2	153.2	1,787.9	1,629.5	1,839.5	218.0	198.7	226.7
FLAME SDL GRAPE	701.9	656.9	179.4					1,538.2	1,671.1	1,832.7	201.6	204.6	223.7
CRIMSON GRAPE	102.0		24.1	32.3	265.2		36.4	459.9	534.9	637.2	71.6	93.3	106.0
BLACK SDL GRAPE	180.3	170.0						350.3	482.6	469.9	42.7	59.3	57.3
NOT DEF WALNUT			260.0					260.0	60.0	130.0	10.4	4.8	5.2
LARRY ANN PLUM	81.4				42.0			247.8	234.7	332.3	23.6	23.0	38.7
NOT DEF GRAPE	18.9	7.9	3.2		104.9	18.7	37.4	191.0	249.0	408.7	33.1	31.7	52.2
SUGRAONE GRAPE	109.0	33.4	8.9					151.3	164.5	162.7	19.1	21.0	21.8
RIBIER GRAPE			71.9					71.9	78.0		16.0	17.3	
NOT DEF PLUM	71.7							71.7		31.1	8.5		4.4
PERLETTE GRAPE	61.4							61.4	99.2	89.0	7.5	11.2	10.8
B.BT. SDL GRAPE		52.0						52.0		48.8	6.3		6.0
CHARTERS	2,257.2	1,471.6	691.8	321.2	991.7	74.8		5,808.2	5,831.9	7,227.1	806.9	784.1	951.9
LINERS	371.3	141.7	595.2		94.7	856.9	37.4	2,097.1	2,116.0	2,129.4	256.7	250.7	319.4
LAND FREIGHT							314.0	314.0			34.2		
AIR FREIGHT			3.2					3.2	4.6		0.7	1.0	
<b>TOTAL TONS</b>	<b>2008-09</b>	<b>2,628.4</b>	<b>1,613.3</b>	<b>1,290.3</b>	<b>321.2</b>	<b>1,086.4</b>	<b>931.7</b>	<b>351.4</b>	<b>8,222.6</b>				
	<b>2007-08</b>	<b>2,560.0</b>	<b>1,780.7</b>	<b>639.9</b>		<b>1,648.3</b>	<b>1,323.8</b>		<b>7,952.6</b>				
	<b>2006-07</b>	<b>3,937.5</b>	<b>2,004.0</b>	<b>918.7</b>		<b>1,416.2</b>	<b>1,005.3</b>	<b>74.8</b>		<b>9,356.5</b>			
<b>TOTAL TH.CASES</b>	<b>2008-09</b>	<b>323.1</b>	<b>196.7</b>	<b>216.2</b>	<b>39.2</b>	<b>170.9</b>	<b>113.6</b>	<b>38.7</b>			<b>1,098.5</b>		
	<b>2007-08</b>	<b>311.6</b>	<b>212.8</b>	<b>122.2</b>		<b>226.6</b>	<b>162.7</b>				<b>1,035.9</b>		
	<b>2006-07</b>	<b>530.5</b>	<b>244.3</b>	<b>164.9</b>		<b>199.9</b>	<b>122.6</b>	<b>9.1</b>				<b>1,271.3</b>	

**Exports by Consignee**

Season 2008/2009 (Tons)

CONSIGNEE	MKT	GRAPE	PLUM	WALNUT	CLEMENT	THOMPSON	R. GLOBE	FLAME SDL	CRIMSON	BLACK SDL	NOT DEF	TOTAL
Jac Vandenberg, Inc.	NAM	2,484.6	199.2			823.2	347.2	828.5	51.7	190.5		2,683.8
Rio Vista Limitada	NAM	698.8				232.2	66.9	319.1		47.2		698.8
A. Gomez Ltd.	EUR	654.7	42.0			343.4			217.0			696.7
Huitong Economic Trade	FAR	504.6					504.6					504.6
All Fresh Produce	NAM	374.4				89.7		107.5		92.1		374.4
Capespan	EUR	297.8				281.3			7.6			297.8
Timertfruit B.V.	EUR	296.2				100.4		179.4	16.5			296.2
Provincial Fruit Co - Rite Pak Prod.	NAM	278.8				172.7	29.2	26.6	50.3			278.8
Mack Multiples	EUR	255.6				255.6						255.6
To Order	EUR	113.7		140.0			113.0				120.0	253.7
OOD Inter Torg	EUR	245.6				90.5	122.8		32.3			245.6
Umai Comercio Import.E Export.	LAT	81.2	124.5				44.9		36.4			205.7
Shenzhen Xing Long da Import	FAR	187.0					168.3					187.0
Guanzhou City Aoben Trading Co.	FAR	168.3					168.3					168.3
Anaco & Greeve International B.V.	EUR	149.5				149.5						149.5
Chiquita Fresh BVBA	EUR	145.3				100.2						145.3
JLM Produce Ltd.	EUR	129.3				62.1			48.2			129.3
Gokhan Altin & Disticaret A.S.	EUR			120.0							120.0	120.0
De Marchi Ind. e Com.De Frutas	LAT	108.3					108.3					108.3
Epicurean Esthetic Inc.	NAM	95.3				42.5	6.3	37.0		9.4		95.3
To Order	NAM	92.9				37.8	3.9	40.1		11.0		92.9
Kingo Fruits Co., Ltd.	FAR	54.1					54.1					54.1
Chiquita Portugal Ltda.	EUR	50.2					50.2					50.2
To Order	LAT	37.4										37.4
Others		55.5		20.0	17.7	22.4					20.0	93.2
<b>TOTAL TONS</b>	<b>2008/2009</b>	<b>7,559.3</b>	<b>365.6</b>	<b>280.0</b>	<b>17.7</b>	<b>2,803.6</b>	<b>1,787.9</b>	<b>1,538.2</b>	<b>459.9</b>	<b>350.3</b>	<b>260.0</b>	<b>8,222.6</b>
	<b>2007/2008</b>	<b>7,396.6</b>	<b>293.6</b>	<b>60.0</b>		<b>2,433.9</b>	<b>1,629.5</b>	<b>1,671.1</b>	<b>534.9</b>	<b>482.6</b>	<b>60.0</b>	<b>7,952.6</b>
	<b>2006/2007</b>	<b>8,455.9</b>	<b>459.7</b>	<b>130.0</b>	<b>270.8</b>	<b>2,917.1</b>	<b>1,839.5</b>	<b>1,832.7</b>	<b>637.2</b>	<b>469.9</b>	<b>130.0</b>	<b>9,356.5</b>
<b>TOTAL TH.CASES</b>	<b>2008/2009</b>	<b>1,044.1</b>	<b>37.4</b>	<b>11.2</b>	<b>5.7</b>	<b>415.7</b>	<b>218.0</b>	<b>201.6</b>	<b>71.6</b>	<b>42.7</b>	<b>10.4</b>	<b>1,098.5</b>
	<b>2007/2008</b>	<b>980.9</b>	<b>28.3</b>	<b>4.8</b>		<b>335.4</b>	<b>198.7</b>	<b>204.6</b>	<b>93.3</b>	<b>59.3</b>	<b>4.8</b>	<b>1,035.9</b>
	<b>2006/2007</b>	<b>1,123.9</b>	<b>54.5</b>	<b>5.2</b>	<b>81.0</b>	<b>413.3</b>	<b>226.7</b>	<b>223.7</b>	<b>106.0</b>	<b>57.3</b>	<b>5.2</b>	<b>1,271.3</b>

**Exports by Destination Market**

Season 2008/2009 (Tons)

PRODUCE	NORTH AMERICA		EUROPE			FAR	LATIN	MIDDLE	TOTAL TONS			TOTAL TH.CASES		
	EAST	WEST	CONT	RUS	UK	EAST	AMERIC	EAST	2008-09	2007-08	2006-07	2008-09	2007-08	2006-07
TABLE GRAPES	3.297.1	294.0	1.230.7	293.6	144.2	1.642.3	652.4	37.4	7.591.7	12.652	13.783	956.8	1.602.8	1.699.4
NECTARINES	84.9	203.0							287.9	277.1	179.5	36.0	34.6	23.6
PLUMS			198.8			64.8			263.6	495.8	443.2	42.1	81.6	65.9
CHERRIES	24.5	10.1	4.5			15.7			54.8	92.3	37.1	11.0	17.7	7.4
KIWIFRUIT	22.4								22.4			2.2		
AVOCADOS										87.5	84.5		11.5	21.1
APRICOTS											33.7			6.1
R. GLOBE GRAPE			900.8	91.3		1.098.3	410.3	33.7	2.534.4	2.993.6	3.446.1	318.3	380.7	421.8
FLAME SDL GRAPE	1.308.6	169.3				36.5			1.514.3	3.591.9	3.142.9	184.6	438.0	383.3
CRIMSON GRAPE	704.2	58.8	54.8		50.2	373.9			1.242.0	1.907.8	1.115.4	152.5	238.2	135.8
THOMPSON GRAPE	457.1	30.7	79.7	202.2	94.0	20.5	224.4	3.7	1.112.2	2.516.4	2.852.8	137.3	322.8	350.1
SUGRAONE GRAPE	362.8	35.3					17.7		415.8	319.2	342.1	50.7	38.9	41.7
NOT DEF GRAPE	170.9		20.9						191.8	546.7	2.170.8	25.5	66.7	264.7
AUT. RY. GRAPE	71.1							112.2	183.3	38.2	100.9	22.4	4.7	12.3
AUG. RED NECTARIN	54.1	74.0							128.1	166.4	80.7	16.0	20.8	10.1
MUSCROS GRAPE	30.6		89.1						119.6	257.9	124.2	23.2	55.6	27.6
BLACK SDL GRAPE	105.3								105.3	100.1	51.2	12.8	10.5	6.2
ANGELENO PLUM			83.3			21.6			104.9	159.7	135.8	18.0	27.9	19.4
BTY. SDL GRAPE			84.4						84.4		27.5	18.6		6.1
LARRY ANN PLUM			47.7			21.6			69.3	127.0	90.7	9.2	19.5	14.1
CHARTERS	3.406.5	507.1	456.6	293.6	144.2				4.808.0	9.462.6	10.141	619.5	1.224.4	1.270.8
LINERS	22.4		952.0			1.722.8	652.4	37.4	3.387.0	4.116.7	4.390.2	423.0	519.2	547.0
AIR FREIGHT			25.4						25.4	25.9	29.2	5.6	4.7	5.8
<b>TOTAL TONS</b>	<b>2008-09</b>	<b>3.428.9</b>	<b>507.1</b>	<b>1.434.0</b>	<b>293.6</b>	<b>144.2</b>	<b>1.722.8</b>	<b>652.4</b>	<b>37.4</b>	<b>8.220.4</b>				
	2007-08	6.899.9	1.414.4	1.558.0		413.2	1.109.9	2.005.9	203.8		13.605			
	2006-07	8.420.5	1.221.0	1.136.7		134.6	813.3	2.834.5			14.561			
<b>TOTAL TH.CASES</b>	<b>2008-09</b>	<b>419.5</b>	<b>63.2</b>	<b>215.3</b>	<b>35.8</b>	<b>19.4</b>	<b>210.6</b>	<b>79.6</b>	<b>4.6</b>			<b>1.048.0</b>		
	2007-08	838.9	171.9	257.8		54.4	136.5	248.0	40.8				1.748.3	
	2006-07	1.028.9	150.7	181.2		17.4	98.6	346.9						1.823.6

**Exports by Consignee**

Season 2008/2009 (Tons)

CONSIGNEE	MKT	GRAPE	NECTARIN	PLUM	CHERRY	KIWIS	R. GLOBE	FLAME SDL	CRIMSON	THOMPSON	SUGRAONE	TOTAL
Jac Vandenberg, Inc.	NAM	3.048.8			34.6							3.083.4
Targ Ban Sp. z o.o.	EUR	859.3					735.6		54.8	68.9		859.3
Reliance Comercial Ent. (HK)	FAR	691.8		64.8	15.7		673.1					772.2
LordMayor S.A. de C.V.	LAT	634.7					410.3			224.4		634.7
Andes River Marketing Services Corp.	NAM	433.7	43.3			22.4		215.9	101.5	50.2	27.6	499.4
Silver Chian Trading	FAR	373.9						18.7	355.2			373.9
Rio Vista Limitada	NAM	108.6	203.0					59.8	31.5		17.3	311.6
Shanghai New Long March Int. Trade	FAR	224.4					130.9					224.4
To Order	EUR	179.5					67.7			111.8		179.5
Alfred Price & Sons Ltd.	EUR	144.2							50.2	94.0		144.2
Agricola Gloria Due S.R.L.	EUR	75.9		43.2			32.2					119.1
Won Jun Produce	FAR	93.5					93.5					93.5
Spreafico Francesco e F.lli SPA	EUR	64.0		18.2			21.1			10.8		82.2
Caposud SARL	EUR	38.0		37.8	2.0							77.9
Widson Sound Trading Co., Ltd.	FAR	74.8					74.8					74.8
IPM Nishimoto Co., Ltd.	FAR	71.8					51.4		18.7	1.8		71.8
Miles Import	EUR	34.7		27.7	2.5							65.0
Leo Pels Import B.V.	EUR	33.0		28.4			19.7					61.4
Cia. Fru & Ver Madrid	EUR	49.3					46.2					49.3
OOO Inter Torg	EUR	48.8					23.6			25.2		48.8
Fruiver	EUR	45.9					45.9					45.9
Gumarra Bros Fruit Co., Inc.	NAM		41.6									41.6
Jacques Mayol S.A.	EUR	30.5		8.6								39.1
Dalian Yidu Group Co., Ltd	FAR	37.4					37.4					37.4
Others		195.2		34.8			71.0	17.8		87.7	17.7	230.0
<b>TOTAL TONS</b>	<b>2008/2009</b>	<b>7.591.7</b>	<b>287.9</b>	<b>2.636.6</b>	<b>54.8</b>	<b>22.4</b>	<b>2.534.4</b>	<b>1.514.3</b>	<b>1.242.0</b>	<b>1.112.2</b>	<b>415.8</b>	<b>8.220.4</b>
	2007/2008	12.652.0	277.1	4.958.8	92.3		2.993.6	3.591.9	1.907.8	2.516.4	319.2	13.605
	2006/2007	13.783.0	179.5	4.432.2	37.1		3.446.1	3.142.9	1.115.4	2.852.8	342.1	14.561
<b>TOTAL TH.CASES</b>	<b>2008/2009</b>	<b>956.8</b>	<b>36.0</b>	<b>42.1</b>	<b>11.0</b>	<b>2.2</b>	<b>318.3</b>	<b>184.6</b>	<b>152.5</b>	<b>137.3</b>	<b>50.7</b>	<b>1.048.0</b>
	2007/2008	1.602.8	34.6	81.6	17.7		380.7	438.0	238.2	322.8	38.9	1.748.3
	2006/2007	1.699.4	23.6	65.9	7.4		421.8	383.3	135.8	350.1	41.7	1.823.6

RUT: 76763460-9  
Luis Thayer Ojeda 95 Of 804  
Providencia, Santiago

## Exports by Destination Market

Season 2008/2009 (Tons)

PRODUCE	LATIN AMERIC	TOTAL TONS			TOTAL TH.CASES		
		2008-09	2007-08	2006-07	2008-09	2007-08	2006-07
APPLES	5.895.8	5.895.8	14.137	4.486.8	298.5	717.3	232.6
PEARS	1.141.5	1.141.5	3.486.1	1.306.3	62.7	191.9	71.9
TABLE GRAPES	782.9	782.9	853.7	276.3	95.5	104.1	33.7
KIWIFRUIT	100.8	100.8	92.8		10.1	9.3	
WALNUTS	70.0	70.0	38.2		4.0	2.5	
PLUMS	63.1	63.1	184.7	194.4	7.0	20.5	21.6
ALMONDS	20.0	20.0	14.0	8.5	2.0	1.4	0.9
CHERRIES	16.7	16.7			3.3		
NECTARINES	10.7	10.7	25.9		1.2	2.9	
NASHI PEARS			18.1	3.5		2.0	0.6
RICH. D. APPLE	2.927.1	2.927.1	7.264.4	2.073.8	148.3	367.4	107.1
PACKHAMS PEAR	1.141.5	1.141.5	3.402.7	1.306.3	62.7	187.3	71.9
RY. GALA APPLE	1.049.9	1.049.9	2.379.0	708.3	53.0	120.2	36.8
GRANNIES APPLE	945.1	945.1	1.426.9	546.4	47.6	72.7	28.9
R. GLOBE GRAPE	747.5	747.5	780.7	276.3	91.2	95.2	33.7
R. STARK. APPLE	734.8	734.8	2.123.2	980.1	37.2	108.1	50.5
GOLDEN D. APPLE	118.5	118.5			6.2		
HAYWARD KIWIS	100.8	100.8	68.8		10.1	6.9	
NOT DEF WALNUT	70.0	70.0			4.0		
ANGELENO PLUM	63.1	63.1	111.3	75.6	7.0	12.4	8.4
FUJI APPLE	61.7	61.7	756.3		3.1	39.0	
G. SMOOT. APPLE	58.7	58.7			3.1		
THOMPSON GRAPE	35.4	35.4	68.7		4.3	8.4	
LINERS	8.101.5	8.101.5	18.850	6.275.8	484.3	1.052.0	361.3
TOTAL TONS		8.101.5	18.850	6.275.8			
TOTAL TH.CASES		484.3			484.3	1.052.0	361.3

## Exports by Consignee

Season 2008/2009 (Tons)

CONSIGNEE		MKT	APPLE	PEAR	GRAPE	KIWIS	WALNUT	RICH. D.	PACKHAMS	RY. GALA	GRANNIES	R. GLOBE	TOTAL
Alimentos Frisa		LAT	5.895.8	1.141.5	782.9	100.8	20.0	2.927.1	1.141.5	1.049.9	945.1	747.5	8.051.5
To Order		LAT					50.0						50.0
TOTAL TONS	2008/2009		5.895.8	1.141.5	782.9	100.8	70.0	2.927.1	1.141.5	1.049.9	945.1	747.5	8.101.5
	2007/2008		14.137.0	3.486.1	853.7	92.8	38.2	7.264.4	3.402.7	2.379.0	1.426.9	780.7	18.850
	2006/2007		4.486.8	1.306.3	276.3			2.073.8	1.306.3	708.3	546.4	276.3	6.275.8
TOTAL TH.CASES	2008/2009		298.5	62.7	95.5	10.1	4.0	148.3	62.7	53.0	47.6	91.2	484.3
	2007/2008		717.3	191.9	104.1	9.3	2.5	367.4	187.3	120.2	72.7	95.2	1.052.0
	2006/2007		232.6	71.9	33.7			107.1	71.9	36.8	28.9	33.7	361.3

## Exports by Destination Market

Season 2008/2009 (Tons)

PRODUCE	NORTH AMERICA		EUROPE		FAR	LATIN	TOTAL TONS			TOTAL TH.CASES		
	EAST	WEST	CONT	UK	EAST	AMERIC	2008-09	2007-08	2006-07	2008-09	2007-08	2006-07
TABLE GRAPES	2,071.8	905.6	1,863.6	864.9	1,925.7	38.0	7,669.5	4,948.9	5,474.3	1,037.2	655.1	740.4
AVOCADOS		408.6					408.6			36.5		
THOMPSON GRAPE	764.3	291.5	1,491.9	681.3	268.7		3,497.6	1,735.4	2,612.6	500.8	256.4	384.7
FLAME SDL GRAPE	1,128.0	434.0	1,664.4	168.3			1,896.7	1,242.0	1,576.6	243.9	154.2	191.5
R. GLOBE GRAPE	105.8	99.2	16.8		1,436.9	38.0	1,696.8	1,816.6	1,166.3	206.7	221.7	142.2
CRIMSON GRAPE	73.7	50.5	160.3	15.3	128.4		428.3	119.5	87.0	65.2	18.6	17.9
HASS AVOCADO		408.6					408.6			36.5		
NOT DEF GRAPE		30.4	28.1		91.6		150.2	35.4	31.8	20.6	4.3	4.1
CHARTERS	2,071.8	905.6	720.8	482.7			4,180.8	2,216.5	3,180.9	537.6	285.0	424.5
LINERS		408.6	1,142.8	382.1	1,925.7	38.0	3,897.3	2,732.4	2,293.4	536.1	370.1	315.9
TOTAL TONS	2008-09	2,071.8	1,314.1	1,863.6	864.9	1,925.7	38.0	8,078.1				
	2007-08	1,090.7	280.1	1,270.2	463.3	1,825.8	18.7	4,948.9				
	2006-07	2,045.9	346.4	1,241.8	777.5	779.3	283.4		5,474.3			
TOTAL TH.CASES	2008-09	248.1	144.8	345.3	98.0	232.9	4.6			1,073.7		
	2007-08	132.2	34.0	204.3	59.8	222.7	2.3				655.1	
	2006-07	249.5	42.2	223.3	95.8	95.0	34.6					740.4

## Exports by Consignee

Season 2008/2009 (Tons)

CONSIGNEE	MKT	GRAPE	AVOCADO	THOMPSON	FLAME SDL	R. GLOBE	CRIMSON	HASS	NOT DEF	TOTAL
Leo Pels Import B.V.	EUR	988.0		751.6	97.5	7.3	103.5		28.1	988.0
Unifrutti Of America, Inc.	NAM	865.8		255.4	505.0	105.5				865.8
Dayka & Hackett LLC	NAM	831.4		263.7	364.8	64.1	124.2		14.7	831.4
Sbrocco International, Inc.	NAM	678.0		294.4	356.8	26.8				678.0
Origin Fruit Direct BV	EUR	621.2		524.7	59.8		36.7			621.2
Jac Vandenberg, Inc.	NAM	602.1		242.3	335.3	8.7			15.7	602.1
Capespan	EUR	425.1		309.8	85.7	9.5	20.1			425.1
Calavo Growers Of California	NAM		408.6					408.6		408.6
Mack Multiples	EUR	393.8		393.8						393.8
Vanguard Marketing Services LLC	FAR	306.3				234.4			71.8	306.3
Richard Hochfeld Limited	EUR	300.3		193.2	91.8		15.3			300.3
To Order	FAR	227.7				227.7				227.7
Huitong Economic Trade	FAR	179.6		53.1		105.4	21.1			179.6
Khaishen Trading Sdn Bhd	FAR	144.7				125.0			19.8	144.7
Noble Freight Int L	FAR	130.9				130.9				130.9
Wing Mau Trading Co., Ltd.	FAR	112.3		37.4		57.2	17.7			112.3
Guangzhou City Aoben Trading Co.	FAR	107.3		53.4		53.9				107.3
Guangzhou Sanyu Trade	FAR	106.3				106.3				106.3
Pacific Wave Enterprises	FAR	80.1				80.1				80.1
Onetrade	FAR	61.0				8.4	52.7			61.0
Sin Lee Resources Sdn Bhd	FAR	60.8				60.8				60.8
Asia Produce Partners Limited	FAR	54.0		54.0						54.0
Shenzhen Xing Long da Import	FAR	53.4		35.4		18.0				53.4
China Smart Fruit	FAR	40.3				40.3				40.3
Others		299.1		35.4		226.7	37.0			299.1
TOTAL TONS	2008/2009	7,669.5	408.6	3,497.6	1,896.7	1,696.8	428.3	408.6	150.2	8,078.1
	2007/2008	4,948.9		1,735.4	1,242.0	1,816.6	119.5		35.4	4,948.9
	2006/2007	5,474.3		2,612.6	1,576.6	1,166.3	87.0		31.8	5,474.3
TOTAL TH.CASES	2008/2009	1,037.2	36.5	500.8	243.9	206.7	65.2	36.5	20.6	1,073.7
	2007/2008	655.1		256.4	154.2	221.7	18.6		4.3	655.1
	2006/2007	740.4		384.7	191.5	142.2	17.9		4.1	740.4





www.terrafrut.cl

RUT: 99570570-2  
Parcela 5, Lote 1  
Vaticano, Requinoa

Terrafrut S.A

Phone: 56 (72) 584665  
Fax: 56 (72) 584662  
e-mail: alp.terrafrut@123.cl  
Contact: Alvaro Larrondo

## Exports by Destination Market

Season 2008/2009 (Tons)

PRODUCE	FAR EAST	LATIN AMERIC	NORTH AMERICA		EUROPE	MIDDLE EAST	TOTAL TONS			TOTAL TH.CASES		
			EAST	WEST			2008-09	2007-08	2006-07	2008-09	2007-08	2006-07
TABLE GRAPES	1,384.4	713.1	509.5	135.1	33.8		2,775.9	2,662.1	1,947.7	310.6	321.3	222.8
APPLES	568.5	279.8	190.5			127.0	1,872.9	2,259.5	2,520.0	107.8	139.1	150.5
NECTARINES	453.6	142.7	248.9	223.3			1,068.6	618.6	659.6	122.3	71.1	75.6
KIWIFRUIT	132.4	210.0				639.0	981.4	748.9	1,481.5	97.3	77.7	151.7
PLUMS	150.0	330.7	218.6	2.5			701.8	867.6	902.9	79.6	107.7	113.6
PEACHES		257.8	71.4	1.8			331.0	450.1	325.1	37.6	52.9	40.2
CHERRIES		2.0	56.4	2.0			60.4	77.0	162.4	12.1	16.0	32.1
R. GLOBE GRAPE	1,267.6	673.0					1,940.6	1,784.8	1,207.0	205.4	212.8	128.4
HAYWARD KIWIS	112.0	210.0				639.0	961.0	676.9	1,481.5	95.2	70.5	151.7
RY. GALA APPLE	60.6	171.2	190.5			398.2	947.6	1,205.5	1,237.5	57.9	78.4	72.8
CRIMSON GRAPE	41.1	1.0	401.6	116.7			560.5	613.5	346.4	68.3	74.1	44.9
FUJI APPLE	467.4	22.4					489.8	681.7	676.6	24.5	34.4	33.8
ART. SNOW NECTARIN	129.6	41.2		168.7			339.5	99.2	203.4	37.9	11.5	22.6
THOMPSON GRAPE	74.8	5.6	107.9	18.4		33.8	240.5	129.3	300.1	32.7	18.0	39.3
ANGELENO PLUM	108.0	126.0					234.0	317.2	354.5	26.0	37.4	43.1
ART. ROSE NECTARIN	231.3	0.4					231.7	172.8	194.4	25.7	19.2	21.6
GRANNIES APPLE		10.1				217.5	227.6	124.1	182.1	12.6	7.8	14.0
RY. GLORY PEACH		109.1	56.7				165.8	210.6	178.9	19.0	25.3	22.6
B. AMBAR PLUM		17.6	101.6				119.2	130.5	131.6	13.7	15.2	15.3
NOT DEF APPLE	40.4	76.1				1.8	118.3	61.6	115.7	6.3	3.7	6.1
LINERS	2,576.8	1,423.3	415.6	63.1	1,184.4	127.0	5,790.2	5,877.8	4,897.3	534.5	566.0	419.6
CHARTERS	112.2	18.9	873.4	299.6	195.4		1,499.5	1,575.7	2,204.4	179.3	195.1	270.1
LAND FREIGHT		491.9					491.9	216.8	878.5	51.4	21.4	93.0
AIR FREIGHT		2.0	6.4	2.0			10.5	13.4	19.2	2.1	3.3	3.8
TOTAL TONS	2008-09	2,689.0	1,936.1	1,295.4	364.7	1,379.9	127.0	7,792.0				
	2007-08	2,554.2	1,905.8	1,255.1	168.0	1,673.4	127.0		7,683.6			
	2006-07	1,980.1	2,412.6	1,122.9	403.2	2,080.5				7,999.3		
TOTAL TH.CASES	2008-09	278.1	173.8	149.1	43.3	115.9	7.1			767.2		
	2007-08	265.7	185.8	140.5	22.2	164.6	7.1				785.8	
	2006-07	190.7	207.4	124.9	54.0	209.5						786.6

## Exports by Consignee

Season 2008/2009 (Tons)

CONSIGNEE	MKT	GRAPE	APPLE	NECTARIN	KIWIS	PLUM	R. GLOBE	HAYWARD	RY. GALA	CRIMSON	FUJI	TOTAL	
Kopke Jr. Inc., William H.	NAM	571.0	190.5	202.5		164.3				190.5	463.1	1,258.1	
Fullbloom Int'l Limited	FAR	430.9	234.1	86.4	42.8	63.6	411.3	22.4			234.1	857.9	
Productos Tito S.A.de C.V.	LAT			22.4	89.6	132.9		89.6				458.5	
Huitong Economic Trade	FAR	317.8	60.6		44.8		289.8	44.8	60.6	28.0		423.3	
Di Lenardo S.P.A.	EUR				403.2			403.2				403.2	
Ten International, Inc.	FAR	149.6	191.5	43.2			145.8				3.7	191.5	384.3
Silvestrin Frutas Ltda.	LAT	119.1		73.1	65.5	106.6	97.0	65.5				365.3	
Fruittech Co., Ltd.	FAR	187.0	41.8	108.0		21.6	168.3				41.8	358.4	
Nieto & Milevic Ltd.	LAT	215.5	1.1	42.9	3.4	19.4	215.5	3.4	1.1			288.6	
CMR Group	EUR		126.8		89.6			89.6	44.4			216.4	
Coop Norge AS	EUR		192.8						190.6			192.8	
CMR Holland B.V.I.O.	EUR	33.8	157.2						50.4			191.1	
Five Diamond Cold Storage Inc.	NAM			188.6								188.6	
Salvi - Unacoa S.P.A.	EUR		106.0		64.8			64.8	35.3			170.8	
Golden Wheel Internatioanal Co., Ltd.	FAR	18.7	20.2	43.2	44.8	21.6	18.7	44.8				148.5	
Georges Helfer S.A.	EUR		63.5		81.4			81.4	48.4			144.9	
Tae Bong Int'l Co., Ltd	FAR	130.9					102.8				9.3	130.9	
Import de Frutas S.A. de C.V.	LAT	82.7	47.4				82.7		24.0			130.1	
To Order	MID		127.0						127.0			127.0	
Issue Fruit Trading Co. Ltd.	FAR	56.1		21.6		43.2	56.1					120.9	
All Fresh Produce	NAM	73.6		34.7		2.5				55.2		112.6	
Importadora de Frutas S.A. de C.V.	LAT	62.4	46.5				62.4		6.5			108.9	
Courchesne Larose Ltee.	NAM			46.4		54.4						100.8	
Dubacano	LAT			4.3	22.4	21.6		22.4				87.2	
Others			326.8	265.9	151.2	29.1	50.1	290.2	29.1	168.8	1.0	22.4	823.2
TOTAL TONS	2008/2009		2,775.9	1,872.9	1,068.6	981.4	701.8	1,940.6	961.0	947.6	560.5	489.8	7,792.0
	2007/2008		2,662.1	2,259.5	618.6	748.9	867.6	1,784.8	676.9	1,205.5	613.5	681.7	7,683.6
	2006/2007		1,947.7	2,520.0	659.6	1,481.5	902.9	1,207.0	1,481.5	1,237.5	346.4	676.6	7,999.3
TOTAL TH.CASES	2008/2009		310.6	107.8	122.3	97.3	79.6	205.4	95.2	57.9	68.3	24.5	767.2
	2007/2008		321.3	139.1	71.1	77.7	107.7	212.8	70.5	78.4	74.1	34.4	785.8
	2006/2007		222.8	150.5	75.6	151.7	113.6	128.4	151.7	72.8	44.9	33.8	786.6

## Exports by Destination Market

Season 2008/2009 (Tons)

PRODUCE	NORTH AMERICA		EUROPE			FAR	LATIN	TOTAL TONS			TOTAL TH.CASES		
	EAST	WEST	CONT	RUS	UK	EAST	AMERIC	2008-09	2007-08	2006-07	2008-09	2007-08	2006-07
BLUEBERRIES	3,675.8	2,097.1	661.7	0.2	319.3	800.2	20.1	7,574.4	5,429.1	4,170.2	3,200.3	2,790.4	2,279.5
RASPBERRIES	132.2	3.8	7.9	1.6				145.5	686.4	1,302.4	73.8	351.3	663.6
BLACKBERRIES	20.5	1.1	2.3					23.9	38.0	25.6	12.1	19.7	13.8
CURRANTS	1.7		11.0					16.8	11.9	3.3	10.6	7.4	2.1
STRAWBERRIES			0.5				2.3	2.7	1.9	14.3	0.5	0.5	3.6
GOOSEBERRIES	0.5							0.5	9.3	3.9	0.2	4.9	2.0
PHISALLYS			0.01					0.06	0.2	0.5	0.04	0.2	0.4
CHERRIES									5.3	6.7		1.1	1.3
BABY KIWIFRUIT									0.6	0.6		0.4	0.4
APRICOTS									0.3			0.05	
NOT DEF BLUEB	3,039.0	1,635.9	581.4		261.6	453.6	4.5	5,976.0	4,918.8	3,234.0	2,527.5	2,520.0	1,768.8
ONEIL BLUEB	485.3	326.3	57.2		14.8	91.7		975.3			362.8		
HIGHBUSH BLUEB	115.0	36.0	14.0	0.2	42.9	251.7	15.6	475.3	454.5	494.8	256.8	239.9	281.9
HERITAGE RASPB	132.2	3.8	7.9	1.6				145.5	685.6	1,299.6	73.8	351.0	662.1
BL. CROP BLUEB	1.6	67.5	7.9					78.0	44.5	425.6	30.9	23.0	224.9
BRIGHTHW. BLUEB	29.3	20.1	1.2					51.0			12.0		
CHEROKEE BLACKB	20.5	1.1	2.3					23.9	38.0	25.6	12.1	19.7	13.8
NOT DEF CURRANT	1.7		11.0					16.8	11.9	3.3	10.6	7.4	2.1
ELLIOT BLUEB	4.4	11.3						15.7		15.7	8.8		3.8
NOT DEF STRAWB			0.5				2.3	2.7	1.9	14.3	0.5	0.5	3.6
BERKELEY BLUEB	1.3							2.0			0.8		
COVILLE BLUEB								1.1			0.7		
NOT DEF GOOSEB.	0.5							0.5	9.3	3.9	0.2	4.9	2.0
LINERS	1,493.2	1,410.1	649.9		276.5	547.5		4,377.1	3,219.7	2,690.7	2,058.4	1,738.2	1,500.4
CHARTERS	2,066.0	651.0						2,717.0	1,755.2	995.9	882.3	812.5	503.0
AIR FREIGHT	271.5	41.0	33.4	1.7	42.9	256.9	17.9	665.2	1,207.9	1,840.9	354.0	625.2	963.2
LAND FREIGHT								4.5	4.5		3.0		
<b>TOTAL TONS</b>	<b>2008-09</b>	<b>3,830.7</b>	<b>2,102.1</b>	<b>683.3</b>	<b>1.7</b>	<b>319.3</b>	<b>804.4</b>	<b>22.3</b>	<b>7,763.8</b>				
	<b>2007-08</b>	<b>2,947.5</b>	<b>1,809.6</b>	<b>542.3</b>	<b>36.2</b>	<b>264.8</b>	<b>581.5</b>	<b>1.0</b>		<b>6,182.8</b>			
	<b>2006-07</b>	<b>3,290.2</b>	<b>1,188.4</b>	<b>518.7</b>	<b>31.0</b>	<b>320.8</b>	<b>166.4</b>	<b>12.0</b>			<b>5,527.5</b>		
<b>TOTAL TH.CASES</b>	<b>2008-09</b>	<b>1,481.3</b>	<b>676.8</b>	<b>443.3</b>	<b>1.2</b>	<b>176.7</b>	<b>504.7</b>	<b>13.7</b>			<b>3,297.7</b>		
	<b>2007-08</b>	<b>1,603.0</b>	<b>734.9</b>	<b>336.3</b>	<b>21.3</b>	<b>98.9</b>	<b>380.9</b>	<b>0.5</b>				<b>3,175.9</b>	
	<b>2006-07</b>	<b>1,857.0</b>	<b>485.7</b>	<b>317.0</b>	<b>18.5</b>	<b>176.2</b>	<b>105.4</b>	<b>6.9</b>					<b>2,966.7</b>

## Exports by Consignee

Season 2008/2009 (Tons)

CONSIGNEE	MKT	BLUEB	RASPB	BLACKB	CURRANT	STRAWB	NOT DEF	ONEIL	HIGHBUSH	HERITAGE	BL. CROP	TOTAL
Hortifrut Inc.	NAM	5,763.2	134.4	21.6	1.7		4,674.9	811.6	151.0	134.4	59.4	5,921.4
Euroberry Marketing S.A.	EUR	981.1	8.8	2.3	11.0		843.1	72.0	57.0	8.8	7.9	1,003.2
Calfruits Co.Ltda.	FAR	444.1			0.08		372.9	43.7	25.8		0.9	444.2
Golden Alpha Corporation	FAR	96.0			1.8		15.2		79.7			97.8
Walker Grow-Rite Int'l Co., Ltd.	FAR	95.9					53.2	33.0	9.3		0.2	95.9
Costco President Taiwan Inc.	FAR	41.4					1.4	6.8	33.2			41.4
Costco Wholesale Japan Ltd.	FAR	23.0							23.0			23.0
Tokyo Seika Trading	FAR	20.9			0.6				20.9			21.5
Singapore Fruits Imp. Export	FAR	20.6					10.9	8.2	1.4			20.6
Global Fruit Co. Ltda.	FAR	16.2							16.2			16.2
To Order	LAT	13.6				0.6	4.5		9.1			14.2
Triex Trading Co., Ltd.	FAR	10.0							10.0			10.0
Golden Alpha Corporation	NAM	9.8									9.8	9.8
Watari Co., Ltd.	FAR	7.7			0.9				7.7			8.6
HSA Velox Com. Imp. Exp. Ltda.	LAT	6.1				0.6			6.1			6.7
Chan Man Chau Fruit Co. Ltd.	FAR	6.1							6.1			6.1
Walter Grow	FAR	5.3							5.3			5.3
M.V.M. Shoji Co. Ltd.	FAR	3.6			0.03				3.6			3.6
Wing Kee Produce Ltda.	FAR	2.5							2.5			2.5
Jau Neg Agricultural Marone	FAR	2.4							2.4			2.4
Japan Fraise Co., Ltd.	FAR	2.0							2.0			2.0
Sobeys, Inc.	NAM		1.6							1.6		1.6
Midi Caraibes	LAT					1.0						1.0
Pomina Enterprise Co., Ltd.	FAR	0.7							0.7			0.7
Others		2.2	0.7		0.7	0.5			2.2	0.7		4.0
<b>TOTAL TONS</b>	<b>2008/2009</b>	<b>7,574.4</b>	<b>145.5</b>	<b>23.9</b>	<b>16.8</b>	<b>2.7</b>	<b>5,976.0</b>	<b>975.3</b>	<b>475.3</b>	<b>145.5</b>	<b>78.0</b>	<b>7,763.8</b>
	<b>2007/2008</b>	<b>5,429.1</b>	<b>686.4</b>	<b>38.0</b>	<b>11.9</b>	<b>1.9</b>	<b>4,918.8</b>		<b>454.5</b>	<b>685.6</b>	<b>44.5</b>	<b>6,182.8</b>
	<b>2006/2007</b>	<b>4,170.2</b>	<b>1,302.4</b>	<b>25.6</b>	<b>3.3</b>	<b>14.3</b>	<b>3,234.0</b>		<b>494.8</b>	<b>1,299.6</b>	<b>425.6</b>	<b>5,527.5</b>
<b>TOTAL TH.CASES</b>	<b>2008/2009</b>	<b>3,200.3</b>	<b>73.8</b>	<b>12.1</b>	<b>10.6</b>	<b>0.5</b>	<b>2,527.5</b>	<b>362.8</b>	<b>256.8</b>	<b>73.8</b>	<b>30.9</b>	<b>3,297.7</b>
	<b>2007/2008</b>	<b>2,790.4</b>	<b>351.3</b>	<b>19.7</b>	<b>7.4</b>	<b>0.5</b>	<b>2,520.0</b>		<b>239.9</b>	<b>351.0</b>	<b>23.0</b>	<b>3,175.9</b>
	<b>2006/2007</b>	<b>2,279.5</b>	<b>663.6</b>	<b>13.8</b>	<b>2.1</b>	<b>3.6</b>	<b>1,768.8</b>		<b>281.9</b>	<b>662.1</b>	<b>224.9</b>	<b>2,966.7</b>

## Exports by Destination Market

Season 2008/2009 (Tons)

PRODUCE	LATIN AMERIC	TONS		TH.CAS	
		2008-09	2008-09	2008-09	2008-09
APPLES	4.855.1	4.855.1	251.1		
PEARS	1.822.9	1.822.9	100.2		
TABLE GRAPES	481.2	481.2	58.7		
PLUMS	226.2	226.2	25.2		
NECTARINES	43.2	43.2	4.8		
KIWIFRUIT	22.4	22.4	2.2		
NASHI PEARS	12.0	12.0	1.3		
RICH. D. APPLE	2.429.5	2.429.5	125.6		
PACKHAMS PEAR	1.704.1	1.704.1	93.6		
RY. GALA APPLE	1.520.2	1.520.2	78.2		
GRANNIES APPLE	501.8	501.8	26.0		
R. GLOBE GRAPE	392.6	392.6	47.9		
R. STARK. APPLE	379.7	379.7	20.1		
LARRY ANN PLUM	98.6	98.6	11.1		
THOMPSON GRAPE	88.6	88.6	10.8		
B. D'ANJOU PEAR	83.9	83.9	4.6		
ANGELENO PLUM	64.8	64.8	7.2		
B. AMBAR PLUM	41.8	41.8	4.6		
S. BARTL. PEAR	34.9	34.9	1.9		
HAYWARD KIWIS	22.4	22.4	2.2		
LINERS	7.463.1	7.463.1	443.6		
TONS	2008-09	7.463.1	7.463.1		
TH.CASES	2008-09	443.6	443.6		

## Exports by Consignee

Season 2008/2009 (Tons)

CONSIGNEE	MKT	APPLE	PEAR	GRAPE	PLUM	NECTARIN	RICH. D.	PACKHAMS	RY. GALA	GRANNIES	R. GLOBE	TOTAL
												TOTAL
Alimentos Frisa	LAT	4.855.1	1.822.9	481.2	226.2	43.2	2.429.5	1.704.1	1.520.2	501.8	392.6	7.463.1
TONS	2008/2009	4.855.1	1.822.9	481.2	226.2	43.2	2.429.5	1.704.1	1.520.2	501.8	392.6	7.463.1
TH.CASES	2008/2009	251.1	100.2	58.7	25.2	4.8	125.6	93.6	78.2	26.0	47.9	443.6

## Exports by Destination Market

Season 2008/2009 (Tons)

PRODUCE	NORTH AMERICA		EUROPE		FAR	TOTAL TONS			TOTAL TH.CASES		
	EAST	WEST	CONT	UK	EAST	2008-09	2007-08	2006-07	2008-09	2007-08	2006-07
AVOCADOS	1.292.1	2.110.1	535.3	252.7		4.190.2	2.148.2	1.966.7	481.6	309.1	330.5
TABLE GRAPES	1.241.3	88.6	437.9	76.5	587.9	2.432.2	2.310.9	767.7	302.3	334.8	100.4
ORANGES		24.5	152.6		21.6	198.7	149.8	86.4	13.0	10.0	5.8
CLEMENTINES	139.3	19.0				158.3	209.9		12.0	72.1	
LEMONS	49.5					49.5	170.5	70.2	2.9	9.9	4.1
CHERRIES							18.5			3.7	
HASS AVOCADO	1.292.1	2.088.6	535.3	252.7		4.168.7	2.126.7	1.945.6	479.7	307.2	325.2
THOMPSON GRAPE	431.8	53.1	174.6	30.6	64.4	754.4	375.6	180.4	91.9	73.4	24.6
R. GLOBE GRAPE	361.5			11.5	326.6	699.7	944.7	86.4	85.6	116.4	10.5
CRIMSON GRAPE	278.9		22.7	40.1	122.2	463.9	448.0	368.3	62.9	68.8	48.8
FLAME SDL GRAPE	106.3	35.4	229.1			370.7	369.2	100.7	43.9	55.1	12.6
CLEMENUL. CLEMENT	118.3	19.0				137.3	173.1		10.6	56.1	
LANE LATE ORANGE		24.5	108.0			132.5			8.6		
NOT DEF GRAPE	15.7				74.7	90.5	107.7		11.0	13.1	
AUT. RY. GRAPE	47.1			5.8		52.9	65.7	30.4	7.0	8.0	3.7
GENOVA LEMON	49.5					49.5	170.5	70.2	2.9	9.9	4.1
NAVELS ORANGE			44.6			44.6	64.8	86.4	2.9	4.3	5.8
NAVEL LT. ORANGE					21.6	21.6	85.0		1.4	5.7	
NOT DEF AVOCADO		21.5				21.5	21.5	21.1	1.9	1.9	5.3
LINERS CHARTERS	1.544.0	2.177.6	1.072.6	329.2	609.5	5.732.9	4.251.0	2.382.7	668.2	641.9	378.4
	1.178.4	64.5	53.3			1.296.1	756.7	508.3	143.6	97.5	62.3
TOTAL TONS	2008-09	2.722.3	2.242.1	1.125.9	329.2	609.5	7.029.0				
	2007-08	1.143.4	1.312.2	1.451.7	109.9	990.5		5.007.8			
	2006-07	660.6	800.2	1.377.1		53.1			2.891.0		
TOTAL TH.CASES	2008-09	263.3	203.6	207.7	64.1	73.1			811.8		
	2007-08	173.4	120.0	307.3	20.3	118.4				739.5	
	2006-07	74.6	70.1	289.5		6.5					440.7

## Exports by Consignee

Season 2008/2009 (Tons)

CONSIGNEE	MKT	AVOCADO	GRAPE	ORANGE	CLEMENT	LEMON	HASS	THOMPSON	R. GLOBE	CRIMSON	FLAME SDL	TOTAL	
To Order	NAM	3.230.8		24.5	144.9	49.5	3.209.3					3.449.7	
To Order	EUR	745.6		152.6			745.6					898.2	
Fisher Capespan	NAM		726.9					215.6	240.7	121.4	110.2	726.9	
Sbrocco International, Inc.	NAM		603.0					269.3	120.8	157.5	31.5	603.0	
Frucom Hamburg GmbH & Co	EUR		265.2					27.2	8.9		229.1	265.2	
H. E. Butt Grocery Company	NAM	150.2					150.2					150.2	
Global Fruit Point GmbH	EUR		124.5					114.3	1.7	8.4		124.5	
Pomina Enterprise Co., Ltd.	FAR		116.1						116.1			116.1	
Capespan	EUR		78.9					63.6	1.0	14.3		78.9	
Sooil Commerce & Transport, Inc.	FAR		57.5					36.8	20.7			57.5	
To Order	FAR		35.4	21.6					35.4			57.0	
A. Gomez Ltd.	EUR		45.9							40.1		45.9	
Geest Melrow Salad Ltd	EUR	42.5					42.5					42.5	
Whole Green Trading Co., Ltd.	FAR		40.3						20.7			40.3	
Daum Trading Co., Ltd.	FAR		39.4							39.4		39.4	
Shine Food Corporation	FAR		39.4						39.4			39.4	
Dae Wang G & T	FAR		38.9					9.8	18.7	10.3		38.9	
Wing Mau Trading Co., Ltd.	FAR		37.4						37.4			37.4	
Bae Yhi Trading Co.Ltda.	FAR		36.4						18.7			36.4	
Wellcome Co.Ltd.	FAR		35.7							35.7		35.7	
Eco Farms Avocado	NAM	21.1					21.1					21.1	
Demeter Fruit King Hk Ltd.	FAR		19.7						19.7			19.7	
Fuh Uei Trading Co.Ltd.	FAR		19.0							19.0		19.0	
Jane Bros Enterprise Co., Ltd.	FAR		18.7									18.7	
Others			54.1		13.4			17.7	17.7			67.6	
TOTAL TONS	2008/2009		4.190.2	2.432.2	198.7	158.3	49.5	4.168.7	754.4	699.7	463.9	370.7	7.029.0
	2007/2008		2.148.2	2.310.9	149.8	209.9	170.5	2.126.7	375.6	944.7	448.0	369.2	5.007.8
	2006/2007		1.966.7	767.7	86.4		70.2	1.945.6	180.4	86.4	368.3	100.7	2.891.0
TOTAL TH.CASES	2008/2009		481.6	302.3	13.0	12.0	2.9	479.7	91.9	85.6	62.9	43.9	811.8
	2007/2008		309.1	334.8	10.0	72.1	9.9	307.2	73.4	116.4	68.8	55.1	739.5
	2006/2007		330.5	100.4	5.8		4.1	325.2	24.6	10.5	48.8	12.6	440.7

## Exports by Destination Market

Season 2008/2009 (Tons)

PRODUCE	EUROPE			NORTH AMERICA		FAR	MIDDLE	LATIN	TOTAL TONS			TOTAL TH.CASES		
	CONT	RUS	UK	EAST	WEST	EAST	EAST	AMERIC	2008-09	2007-08	2006-07	2008-09	2007-08	2006-07
KIWIFRUIT	760.0	895.7		599.3	729.4	335.8	128.3	89.6	3.538.1	2.874.0	3.017.6	379.0	309.8	333.6
APPLES	234.7	908.6	128.4	40.8				197.0	1.658.9	1.470.9	2.237.3	89.9	80.5	125.2
TABLE GRAPES	309.4	74.3	43.0	835.0	110.2	236.3		35.4	1.643.7	1.027.9	486.1	234.4	129.5	62.7
LEMONS				74.3					74.3	222.9	445.5	4.3	13.0	25.9
LOQUATS	1.5			17.3	4.0				22.8	2.4	26.1	6.7	0.5	8.0
CHERRIES						0.6			0.6	15.8		0.1	3.2	
FIGS			0.006						0.006	2.1	12.6	0.005	1.5	6.1
PEARS										116.5	158.9		6.4	9.6
AVOCADOS											55.8			5.2
PLUMS											8.9			1.3
HAYWARD	760.0	895.7		599.3	729.4	335.8	128.3	89.6	3.538.1	2.874.0	3.017.6	379.0	309.8	333.6
GRANNIES	111.2	737.8	21.4	20.4			11.2	7.5	909.5	391.4	497.4	49.3	21.4	26.8
THOMPSON	9.4	42.8		626.6	86.6			17.7	783.2	645.3	259.8	96.4	78.9	31.7
RY. GALA	42.8	13.7	85.6	20.4				106.2	372.5	437.2	745.0	20.0	24.4	45.3
RICH. D.	80.6	157.1						58.1	311.8	228.9	95.4	17.1	12.4	5.1
R. GLOBE	43.9			8.4		236.3		17.7	306.3	237.1	125.8	41.8	29.0	15.3
FLAME SDL	61.5			175.0	7.9				244.3	72.4	66.3	34.6	9.7	8.1
SUGRAONE	103.5	17.3	43.0						163.9	17.7	34.3	34.7	2.2	7.6
RIBIER	63.9	14.2							78.0	27.4		15.9	6.1	
EUREKA				73.1					73.1	173.4	123.8	4.2	10.1	7.2
NOT DEF			21.4				24.0	19.8	65.1			3.5		
NOT DEF					15.7				42.9	2.0		8.0	0.4	
CRIMSON	27.1			25.1					25.1	8.7		3.1	1.1	
LINERS	1,188.0	597.5	171.4	923.8	729.4	572.1	325.2	274.5	4,781.9	4,556.7	5,483.8	508.8	412.5	472.2
CHARTERS	49.9	1,281.2		631.7	110.2				2,073.0	985.6	892.4	195.0	112.7	90.3
LAND FREIGHT	66.2								66.2	171.4	45.9	5.7	14.1	4.6
AIR FREIGHT	1.5		0.006	11.2	4.0	0.6			17.3	18.9	36.8	5.0	5.0	13.9
<b>TOTAL TONS</b>	<b>2008-09</b>	<b>1,305.6</b>	<b>1,878.6</b>	<b>171.4</b>	<b>1,566.7</b>	<b>843.6</b>	<b>572.7</b>	<b>325.2</b>	<b>274.5</b>	<b>6,938.5</b>				
	<b>2007-08</b>	<b>1,567.6</b>	<b>1,242.8</b>	<b>0.006</b>	<b>746.0</b>	<b>534.3</b>	<b>732.5</b>	<b>487.0</b>	<b>422.3</b>		<b>5,732.6</b>			
	<b>2006-07</b>	<b>2,069.8</b>	<b>612.3</b>	<b>0.9</b>	<b>1,220.7</b>	<b>300.9</b>	<b>717.4</b>	<b>848.5</b>	<b>688.5</b>			<b>6,459.0</b>		
<b>TOTAL TH.CASES</b>	<b>2008-09</b>	<b>156.7</b>	<b>154.2</b>	<b>16.6</b>	<b>173.5</b>	<b>87.6</b>	<b>62.5</b>	<b>42.3</b>	<b>21.1</b>			<b>714.4</b>		
	<b>2007-08</b>	<b>144.0</b>	<b>117.3</b>	<b>0.004</b>	<b>73.9</b>	<b>54.3</b>	<b>67.6</b>	<b>55.0</b>	<b>32.2</b>				<b>544.3</b>	
	<b>2006-07</b>	<b>193.3</b>	<b>53.1</b>	<b>0.2</b>	<b>116.4</b>	<b>31.7</b>	<b>53.7</b>	<b>88.8</b>	<b>43.7</b>					<b>581.0</b>

## Exports by Consignee

Season 2008/2009 (Tons)

CONSIGNEE	MKT	KIWIS	APPLE	GRAPE	LEMON	LOQUAT	HAYWARD	GRANNIES	THOMPSON	RY. GALA	RICH. D.	TOTAL	
Ooo Star Fruit	EUR	895.7	908.6	56.7			895.7	737.8	25.2	13.7	157.1	1,861.0	
Stellar Distributing, Inc.	NAM	1,080.4					1,080.4					1,080.4	
A.J. Trucco, Inc.	NAM	181.1		736.8	74.3	15.0	181.1		626.6			1,007.2	
To Order	EUR	201.6	64.3	46.4			201.6	21.4	17.6		42.9	312.3	
To Order	MID	111.5	89.9				111.5	11.2		54.8		201.4	
Univeg Katope France	EUR	112.0		69.4			112.0					181.4	
Fruits Profanousi S.A.	EUR	112.0	63.6				112.0	25.9			37.7	175.6	
Sfc Redbridge Worldfresh Ltd	EUR		128.4	43.0				21.4		85.6		171.4	
Prizako Agency Sdn.	FAR			159.2								159.2	
Covering Industrial Corp.	FAR	134.4					134.4					134.4	
Georges Helfer S.A.	EUR	67.2	42.8	14.4			67.2			42.8		124.4	
Origin Fruit Direct BV	EUR			124.3					9.4			124.3	
Tazza Produce	NAM			110.2		6.3			86.6			116.5	
Tumerdem Ticaret	EUR	89.6	21.4				89.6	21.4				111.0	
Tasharukiat Zean Fruit Import.	MID		107.0							48.9	58.1	107.0	
Mayrsohn International Trading Co.	NAM	22.4		81.5			22.4					103.9	
Stone Fruit	LAT	22.4	71.0				22.4			71.0		93.4	
Abdo Deletioğlu Free Zone M.	EUR	44.8	42.6				44.8	42.6				87.4	
Cocanmex S.A.	LAT	67.2					67.2					67.2	
Maule Frutta Di Tatoli Maria & C. S.A.S.	EUR	67.2					67.2					67.2	
Phobus Produce Sales	FAR	67.2					67.2					67.2	
M.L. Catania Co. Ltd.	NAM	44.8	20.4				44.8			20.4		65.2	
To Order	FAR	44.8					44.8					44.8	
Honey Fruit	LAT		39.5					7.5		16.0	16.0	39.5	
Others			171.8	59.3	201.8		1.5	171.8	20.4	17.7	19.2	435.1	
<b>TOTAL TONS</b>	<b>2008/2009</b>		<b>3,538.1</b>	<b>1,658.9</b>	<b>1,643.7</b>	<b>74.3</b>	<b>22.8</b>	<b>3,538.1</b>	<b>909.5</b>	<b>783.2</b>	<b>372.5</b>	<b>311.8</b>	<b>6,938.5</b>
	<b>2007/2008</b>		<b>2,874.0</b>	<b>1,470.9</b>	<b>1,027.9</b>	<b>222.9</b>	<b>2.4</b>	<b>2,874.0</b>	<b>391.4</b>	<b>645.3</b>	<b>437.2</b>	<b>228.9</b>	<b>5,732.6</b>
	<b>2006/2007</b>		<b>3,017.6</b>	<b>2,237.3</b>	<b>486.1</b>	<b>445.5</b>	<b>26.1</b>	<b>3,017.6</b>	<b>497.4</b>	<b>259.8</b>	<b>745.0</b>	<b>95.4</b>	<b>6,459.0</b>
<b>TOTAL TH.CASES</b>	<b>2008/2009</b>		<b>379.0</b>	<b>89.9</b>	<b>234.4</b>	<b>4.3</b>	<b>6.7</b>	<b>379.0</b>	<b>49.3</b>	<b>96.4</b>	<b>20.0</b>	<b>17.1</b>	<b>714.4</b>
	<b>2007/2008</b>		<b>309.8</b>	<b>80.5</b>	<b>129.5</b>	<b>13.0</b>	<b>0.5</b>	<b>309.8</b>	<b>21.4</b>	<b>78.9</b>	<b>24.4</b>	<b>12.4</b>	<b>544.3</b>
	<b>2006/2007</b>		<b>333.6</b>	<b>125.2</b>	<b>62.7</b>	<b>25.9</b>	<b>8.0</b>	<b>333.6</b>	<b>26.8</b>	<b>31.7</b>	<b>45.3</b>	<b>5.1</b>	<b>581.0</b>



Cabilfrut S.A.  
 Phone: 56 (2) 2065133  
 Fax: 56 (2) 2282636  
 e-mail: cabilfrut@cabilfrut.cl  
 Contact: Fernando Cerda

www.cabilfrut.cl  
 RUT: 79906370-0  
 Av. Américo Vespucio Norte 2229  
 Vitacura, Santiago



## Exports by Destination Market

Season 2008/2009 (Tons)

PRODUCE	NORTH AMERICA		EUROPE		FAR	LATIN AMERIC	TOTAL TONS			TOTAL TH.CASES		
	EAST	WEST	CONT	UK			2008-09	2007-08	2006-07	2008-09	2007-08	2006-07
AVOCADOS	1.210.0	2.795.4	543.7	412.9		148.2	5.110.3	6.215.5	15.225	525.4	647.4	1.653.6
LEMONS	421.1	74.3			869.4		1.364.7	1.657.2	1.435.3	79.3	96.4	83.4
ORANGES		24.0	168.4		107.7		300.2		149.8	17.7		8.7
CLEMENTINES		129.6					129.6			8.6		
KIWIFRUIT								174.6	200.8		17.5	20.1
APPLES								22.1	28.3		1.1	1.6
TABLE GRAPES									17.7			2.2
NASHI PEARS									11.5			1.4
HASS AVOCADO	1.210.0	2.795.4	543.7	412.9		148.2	5.110.3	6.213.1	15.193	525.4	647.2	1.649.2
GENOVA LEMON	421.1	74.3			869.4		1.364.7	1.657.2	1.435.3	79.3	96.4	83.4
LANE LATE ORANGE		24.0	168.4		107.7		300.2		83.2	17.7		4.8
CLEMENUL. CLEMENT		129.6					129.6			8.6		
HAYWARD KIWIS								152.6	156.0		15.3	15.6
NOT DEF KIWIS								22.0	44.8		2.2	4.5
RY. GALA APPLE								21.2			1.1	
NOT DEF AVOCADO								2.4	5.9		0.2	1.5
NOT DEF APPLE								0.9			0.04	
NAVEL LT. ORANGE									66.6			3.9
GRANNIES APPLE									28.3			1.6
CARLSBAD AVOCADO									25.8			3.0
R. GLOBE GRAPE									17.7			2.2
LINERS	1.243.3	1.216.6	712.2	412.9	953.6		4.538.6	3.531.1	7.282.7	422.8	361.0	928.0
CHARTERS		1.783.2			23.5		1.806.7	4.398.7	9.300.4	159.7	388.8	798.0
AIR FREIGHT	316.7	23.5					340.2	2.4	10.1	30.4	0.2	2.5
LAND FREIGHT						148.2	148.2	137.3	474.8	13.4	12.3	42.5
TOTAL TONS	2008-09	1.631.1	3.023.3	712.2	412.9	977.1	148.2	6.904.8				
	2007-08	718.8	4.892.7	829.5	401.5	1.067.5	159.4		8.069.5			
	2006-07	1.778.9	9.821.7	2.969.3	480.8	1.392.0	625.3			17.068		
TOTAL TH.CASES	2008-09	129.9	263.3	116.6	51.1	56.8	13.4			631.0		
	2007-08	51.8	422.9	155.7	49.2	69.4	13.4				762.3	
	2006-07	160.7	837.8	532.5	95.6	88.4	56.0					1.771.0

## Exports by Consignee

Season 2008/2009 (Tons)

CONSIGNEE	MKT	AVOCADO	LEMON	ORANGE	CLEMENT	HASS	GENOVA	LANE LATE	CLEMENUL.	TOTAL
Mission Produce, Inc.	NAM	1.323.8				1.323.8				1.323.8
To Order	NAM	687.7	396.3	24.0		687.7	396.3	24.0		1.107.9
To Order	FAR		688.6	73.1			688.6	73.1		761.6
Wes Pak Sales, Inc.	NAM	730.3				730.3				730.3
Continental Fresh LLC	NAM	251.4	49.5			251.4	49.5			301.0
Avocados Del Rey	NAM	286.3				286.3				286.3
Henry Avocado Corp.	NAM	284.7				284.7				284.7
Pacific Organic Produce	NAM	247.7				247.7				247.7
Mack Multiples	EUR	234.9				234.9				234.9
Jose Luis Montosa S.L.	EUR	186.1				186.1				186.1
Dole Nat Co. S.A.	LAT	148.2				148.2				148.2
Bee Sweet Citrus, Inc.	NAM				129.6				129.6	129.6
Malet Azoulay UK Limited	EUR	114.5				114.5				114.5
Everfresh Group AB	EUR	103.5				103.5				103.5
Agricola Gloria Due S.R.L.	EUR			99.1				99.1		99.1
Vanguard Marketing Services LLC	FAR		63.2	34.7			63.2	34.7		97.8
Shintoa Corporation	FAR		94.1				94.1			94.1
Frutas Niqui Madrimport S.L.	EUR			69.4				69.4		69.4
Prime Produce International LLC	NAM	64.5				64.5				64.5
West Pak Avocado, Inc.	NAM	64.5				64.5				64.5
All American Farms Inc	NAM		49.5				49.5			49.5
Continental Food Sales Inc.	NAM	43.0				43.0				43.0
ICA Sverige AB	EUR	42.2				42.2				42.2
Weal Moor Ltd.	EUR	42.2				42.2				42.2
Others		254.6	23.5			254.6	23.5			278.2
TOTAL TONS	2008/2009	5.110.3	1.364.7	300.2	129.6	5.110.3	1.364.7	300.2	129.6	6.904.8
	2007/2008	6.215.5	1.657.2			6.213.1	1.657.2			8.069.5
	2006/2007	15.225.0	1.435.3	149.8		15.193.0	1.435.3	83.2		17.068
TOTAL TH.CASES	2008/2009	525.4	79.3	17.7	8.6	525.4	79.3	17.7	8.6	631.0
	2007/2008	647.4	96.4			647.2	96.4			762.3
	2006/2007	1.653.6	83.4	8.7		1.649.2	83.4	4.8		1.771.0

## Exports by Destination Market

Season 2008/2009 (Tons)

PRODUCE	EUROPE			NORTH AMERICA		FAR	LATIN	TOTAL TONS			TOTAL TH.CASES		
	CONT	RUS	UK	EAST	WEST	EAST	AMERIC	2008-09	2007-08	2006-07	2008-09	2007-08	2006-07
KIWIFRUIT	3.511.9	393.8	24.0	248.8	20.0	266.8	331.4	4.796.7	3.428.6	4.052.3	501.7	369.2	435.6
PLUMS	10.0		18.7	152.7	147.0	172.8		501.2	38.1	49.3	60.1	5.2	6.2
PEARS	368.8		20.4	97.2				486.4	327.0	166.4	77.9	54.4	27.5
NECTARINES	162.1		21.6	111.0	95.1	43.2		432.9	53.9	16.6	54.0	6.6	2.1
APPLES	40.7	39.9		3.6		20.4	123.7	228.3			12.1		
PEACHES				87.6	28.3		64.3	180.2			21.6		
TABLE GRAPES				44.1		18.7	13.1	75.9	15.7		9.4	1.9	
CHERRIES	5.8			18.7		35.2		59.6	1.3	0.6	12.7	0.3	0.1
APRICOTS	2.2			12.3	3.5			18.0			3.2		
HAYWARD KIWIS	3.207.0	393.8	24.0	248.8	20.0	232.0	324.9	4.450.5	3.095.0	3.619.0	446.5	315.1	363.3
FORELLE PEAR	336.6		20.4	97.2				454.2	327.0	166.4	75.7	54.4	27.5
NOT DEF KIWIS	304.9					34.8	6.5	346.2	333.6	433.4	55.2	54.1	72.2
GRANNIES APPLE	40.7	39.9					80.7	161.3			8.6		
FRIAR PLUM				41.2	65.2			106.4			13.0		
VENUS NECTARIN	50.7			37.6	11.2			99.5	53.9	16.6	12.2	6.6	2.1
SP. BRIGHT NECTARIN	19.8			14.2	63.1			97.2			11.5		
SW. SPT. PEACH				45.3	9.2		37.8	92.3			11.0		
SUP. AUG. NECTARIN	40.8			38.7				79.6			10.7		
BONIE PLUM				5.3		71.3		76.6			8.5		
SHAPIRE PLUM				51.8	23.7			75.5	15.4	23.5	10.0	2.1	3.1
RY. GALA APPLE				3.6		20.4	43.0	67.0			3.5		
D'AGEN PLUM				4.6		58.3		62.9			7.1		
LINERS	2.897.4	24.0	66.0	87.6	63.3	557.2	318.7	4.014.2	752.9	2.084.3	438.3	86.5	233.0
CHARTERS	1.176.1	409.7	18.7	682.0	230.5		63.5	2.580.5	3.087.2	2.177.9	292.2	348.4	236.1
LAND FREIGHT	19.9						150.3	170.2	22.0	22.6	18.2	2.3	2.3
AIR FREIGHT	7.9			6.4				14.3	2.5	0.6	3.8	0.4	0.1
<b>TOTAL TONS</b>	<b>2008-09</b>	<b>4.101.4</b>	<b>433.7</b>	<b>84.7</b>	<b>776.0</b>	<b>293.8</b>	<b>557.2</b>	<b>532.5</b>	<b>6.779.3</b>				
	2007-08	2.840.9	357.0		370.2	145.2	66.4	43.9		3.864.5			
	2006-07	2.977.9			759.3	275.3	154.4	22.6			4.285.3		
<b>TOTAL TH.CASES</b>	<b>2008-09</b>	<b>459.9</b>	<b>41.5</b>	<b>10.3</b>	<b>95.9</b>	<b>35.4</b>	<b>60.9</b>	<b>48.8</b>			<b>752.6</b>		
	2007-08	323.0	35.7		43.0	16.5	6.7	5.9				437.6	
	2006-07	329.5			85.6	29.1	15.4	2.3					471.5

## Exports by Consignee

Season 2008/2009 (Tons)

CONSIGNEE	MKT	KIWIS	PLUM	PEAR	NECTARIN	APPLE	HAYWARD	FORELLE	NOT DEF	GRANNIES	FRIAR	TOTAL
Zespri International (Europe)	EUR	1.916.2					1.611.3		304.9			1.916.2
Honore Primeurs S.A.	EUR	934.6					934.6					934.6
Cobana Fruchtring GmbH & Co	EUR	423.8		246.4			423.8	214.2				670.1
The Oppenheimer Group	NAM	120.0	138.3		123.6		120.0				47.8	525.5
Nathel & Nathel, Inc.	NAM		62.9	97.2	35.0	3.6		97.2			5.9	240.5
To Order	EUR	168.9					168.9					168.9
Platanos Cox S.L.	EUR	94.4	10.0		48.8		94.4					154.5
Noble Freight Int L	FAR	52.4	21.6		21.6	20.4	35.2		17.2			133.7
Jacques Mayol S.A.	EUR			81.6		40.7		81.6		40.7		126.5
Vanguard Marketing Services LLC	FAR	96.0					96.0					114.7
A.J. Trucco, Inc.	NAM	108.8					108.8					108.8
OOO Importer	EUR	98.0					98.0					98.0
OOO Inter Torq	EUR	56.9				39.9	56.9			39.9		96.8
To Order	LAT	84.7					84.7					84.7
Cultivar, S.A.	EUR	47.0			35.3		47.0					83.1
Arbola Produce, Inc.	NAM		35.2		47.5							82.6
Capespan	EUR				77.9							77.9
Frutera del Litoral Cia. Ltda.	LAT	24.0				47.4	24.0			44.3		71.4
Huitong Economic Trade	FAR		64.8									64.8
Trade Import Company Ltd.	EUR	60.0					60.0					60.0
Long Oasis Limited	FAR	41.6					41.6					59.2
Trinity Fruit Sales Co.	NAM		56.0								45.4	56.0
Valentim Appolari	LAT	34.0					34.0					55.5
Sbrocco International, Inc.	NAM	40.0	7.3				40.0				7.3	55.2
Others		395.5	105.1	61.2	43.2	76.3	371.4	61.2	24.1	36.4		740.1
<b>TOTAL TONS</b>	<b>2008/2009</b>	<b>4.796.7</b>	<b>501.2</b>	<b>486.4</b>	<b>432.9</b>	<b>228.3</b>	<b>4.450.5</b>	<b>454.2</b>	<b>346.2</b>	<b>161.3</b>	<b>106.4</b>	<b>6.779.3</b>
	2007/2008	3.428.6	38.1	327.0	53.9		3.095.0	327.0	333.6			3.864.5
	2006/2007	4.052.3	49.3	166.4	16.6		3.619.0	166.4	433.4			4.285.3
<b>TOTAL TH.CASES</b>	<b>2008/2009</b>	<b>501.7</b>	<b>60.1</b>	<b>77.9</b>	<b>54.0</b>	<b>12.1</b>	<b>446.5</b>	<b>75.7</b>	<b>55.2</b>	<b>8.6</b>	<b>13.0</b>	<b>752.6</b>
	2007/2008	369.2	5.2	54.4	6.6		315.1	54.4	54.1			437.6
	2006/2007	435.6	6.2	27.5	2.1		363.3	27.5	72.2			471.5

### Exports by Destination Market

Season 2008/2009 (Tons)

PRODUCE	EUROPE			NORTH AMERICA		FAR	LATIN	TONS	TH.CAS
	CONT	RUS	UK	EAST	WEST	EAST	AMERIC		
PLUMS	923.4	13.7	142.5	339.8	26.9	132.5	101.6	1.680.3	266.7
NECTARINES	710.2	5.6	26.2	583.7	103.0	78.8	98.1	1.605.7	207.1
APPLES	1,078.5		23.3	254.0	84.2			1,440.0	83.5
TABLE GRAPES	525.2			282.0	209.4	88.3		1,104.9	184.3
PEACHES	59.9		0.7	673.4	40.4		96.3	870.7	110.5
PLUMCOTS						69.1		69.1	7.7
C. PINK APPLE	861.4		23.3	254.0	63.0			1,201.7	69.6
THOMPSON GRAPE	291.6			141.3	118.4			551.4	95.9
B. DIAM. PLUM	146.8		22.4	16.5		81.0	33.4	300.2	43.8
AUG. FIRE NECTARIN	130.3		5.6	87.8	21.5		16.1	261.3	32.3
CRIMSON GRAPE	22.8			105.2	68.3	33.2		229.6	29.1
ANGELENO PLUM	138.1		56.2	20.2			3.0	217.5	36.3
ZEE LADY PEACH				195.5	6.1		14.8	216.4	27.1
RED HEART PLUM	100.5		38.0	69.3	2.5		5.8	216.1	34.0
AUG. RED NECTARIN	162.3		1.1	42.9	1.7		4.4	212.3	28.9
GRANNIES APPLE	186.4				21.2			207.6	11.5
ZEE GLO NECTARIN	46.5		5.0	104.0	14.6		7.5	177.7	23.5
RICH LADY PEACH	43.0			94.9	15.9		7.4	161.2	20.6
ART. SNOW NECTARIN	77.8			11.7		69.1		158.6	17.9
CHARTERS	983.1	19.3	114.1	1,758.0	331.0			3,205.5	445.6
LINERS	2,307.1		77.8	190.5	132.9	368.8	88.0	3,165.1	371.0
LAND FREIGHT							208.0	208.0	23.1
AIR FREIGHT	7.0		0.7	120.9				128.7	16.6
<b>TONS</b>   2008-09	<b>3,297.1</b>	<b>19.3</b>	<b>192.7</b>	<b>2,132.9</b>	<b>463.9</b>	<b>368.8</b>	<b>296.0</b>	<b>6,770.7</b>	
<b>TH.CASES</b>   2008-09	<b>460.0</b>	<b>2.1</b>	<b>21.3</b>	<b>252.3</b>	<b>50.2</b>	<b>41.0</b>	<b>32.9</b>		<b>859.8</b>

### Exports by Consignee

Season 2008/2009 (Tons)

CONSIGNEE	MKT	PLUM	NECTARIN	APPLE	GRAPE	PEACH	C. PINK	THOMPSON	B. DIAM.	AUG. FIRE	CRIMSON	TOTAL
Timerfruit B.V.	EUR	742.8	229.7	1,036.3	454.0	24.6	861.4	260.1	56.8	23.5	22.8	2,487.4
Unifrutti Of America, Inc.	NAM	239.1	519.8		331.8	544.9		175.5	8.4	76.8	120.8	1,636.5
Agricola Gloria Due S.R.L.	EUR	44.7	458.1	42.2	71.1	35.2		31.5	3.2	103.6		651.4
Wal-Mart Stores, Inc.	NAM	94.0	96.2			84.9			6.4	25.0		275.1
Chiquita Fresh North America	NAM			254.0			254.0					254.0
Ballantine Produce Co., Inc.	NAM	31.9	70.7			84.0				7.5		186.7
SAFCO of America LLC	NAM				159.7			84.2			52.7	159.7
Empire World Trade Ltd.	EUR	98.5	26.2	23.3			23.3			5.6		147.9
Companhia Brasileira de Distribuição	LAT	59.7	32.4			13.0			33.4	2.4		105.2
Dellafrutta Comercio Atacadista de Frutas Ltda.	LAT	27.6	30.1			45.1			0.09	2.7		102.9
Unifrutras E.U.A.	LAT	14.3	35.6			38.2				11.0		88.0
Sage Fruit Company	NAM			84.2			63.0					84.2
Eosta B.V.	EUR	67.8							51.1			67.8
Ringoot Fruit N.V. S.A.	EUR	44.2	22.4						11.7	3.2		66.6
To Order	FAR				30.8						13.1	53.8
Khaishen Trading Sdn Bhd	FAR				1.9						1.9	48.0
Primafruit	EUR	46.4							46.4			46.4
Huitong Economic Trade	FAR	46.1										46.1
Mekan International, Inc.	FAR		46.1									46.1
Jimwon Trading Co., Ltd.	FAR				37.4							37.4
Fruitech Co., Ltd.	FAR		32.8									32.8
Kingsway Company	FAR	21.6							16.2			21.6
Agrimax International	FAR	21.6							21.6			21.6
Others		80.2	5.6		18.3	0.7			44.9		18.3	104.8
<b>TONS</b>   2008/2009		<b>1,680.3</b>	<b>1,605.7</b>	<b>1,440.0</b>	<b>1,104.9</b>	<b>870.7</b>	<b>1,201.7</b>	<b>551.4</b>	<b>300.2</b>	<b>261.3</b>	<b>229.6</b>	<b>6,770.7</b>
<b>TH.CASES</b>   2008/2009		<b>266.7</b>	<b>207.1</b>	<b>83.5</b>	<b>184.3</b>	<b>110.5</b>	<b>69.6</b>	<b>95.9</b>	<b>43.8</b>	<b>32.3</b>	<b>29.1</b>	<b>859.8</b>



## Exports by Destination Market

Season 2008/2009 (Tons)

PRODUCE	EUROPE		LATIN	FAR	NORTH AMERICA		MIDDLE	TOTAL TONS			TOTAL TH.CASES		
	CONT	RUS	AMERIC	EAST	EAST	WEST	EAST	2008-09	2007-08	2006-07	2008-09	2007-08	2006-07
APPLES	2.557.4	38.8	127.7	803.4	271.5		117.3	3.916.2	3.372.5	3.225.6	246.1	200.8	189.1
KIWIFRUIT	361.6	24.0	1.655.4	89.6				2.130.6	1.172.2	1.899.5	213.1	117.2	189.9
PLUMS			150.8	326.7			21.2	498.7	216.6	139.1	55.4	24.1	15.5
CHERRIES	26.3	3.1	10.1	36.4	54.3	22.3		152.5	229.9	247.0	30.5	46.0	49.4
PEARS			13.4					13.4			0.9		
HAYWARD KIWIS	361.6	24.0	1.655.4	89.6				2.130.6	1.172.2	1.899.5	213.1	117.2	189.9
RY. GALA APPLE	1.101.8	38.8	3.9	256.5	268.2		117.3	1.786.5	1.288.7	1.851.1	103.3	77.8	103.0
BRAEBURN APPLE	760.0							760.0	61.1	139.4	58.3	4.3	10.8
D'AGEN PLUM			62.5	326.7				389.2	194.4	40.3	43.2	21.6	4.5
C. PINK APPLE	388.9							388.9	377.9	316.5	31.8	29.5	25.2
NOT DEF APPLE	129.7			209.2	1.1			340.0	22.3	19.4	18.4	1.2	1.1
FUJI APPLE	86.8			199.7				286.5	526.0	593.6	15.0	27.1	32.7
BING CHERRY	23.8	3.1	7.2	36.0	54.3	17.2		141.5	215.9	229.2	28.3	43.2	45.8
GRANNIES APPLE	34.1		102.1					136.2	614.2	106.0	7.2	33.4	5.6
ANGELENO PLUM			88.3				21.2	109.5	22.2	98.8	12.2	2.5	11.0
FUJI RO. APPLE				96.5				96.5	82.8		4.9	4.4	
GALA APPLE	27.9							27.9	81.6		1.6	6.4	
SUN FUJI APPLE	0.9			24.2				25.1			1.3		
LINERS	2.864.1	24.0	186.0	1.231.5	208.0		138.5	4.652.2	2.945.8	4.034.9	338.8	196.2	279.0
LAND FREIGHT	2.8		1.771.3					1.774.2	1.254.3	1.200.1	175.0	121.7	118.4
CHARTERS	71.1	38.8						121.1	738.0	200.0	8.5	59.6	31.2
AIR FREIGHT	7.2	3.1		24.6	54.3	11.1		100.4	53.1	76.1	20.1	10.6	15.2
TOTAL TONS	2008-09	2.945.3	65.9	1.957.3	1.256.2	325.8	22.3	138.5	6.711.4				
	2007-08	1.627.7	607.1	1.346.6	1.082.1	259.8	67.9			4.991.3			
	2006-07	2.834.4	21.7	1.274.7	569.7	583.4	184.9	42.3			5.511.1		
TOTAL TH.CASES	2008-09	215.8	5.2	191.9	94.2	25.9	4.4	8.5			545.9		
	2007-08	109.9	33.1	128.7	75.3	33.6	7.5					388.0	
	2006-07	207.4	1.2	122.2	37.3	54.1	19.4	2.4					443.9

## Exports by Consignee

Season 2008/2009 (Tons)

CONSIGNEE	MKT	APPLE	KIWIS	PLUM	CHERRY	PEAR	HAYWARD	RY. GALA	BRAEBURN	D'AGEN	C. PINK	TOTAL
Frucom Hamburg GmbH & Co	EUR	1.975.6			16.2			642.4	760.0		388.9	1.991.8
Frutas E. Sánchez S.L.	EUR	518.4	316.8		10.1		316.8	413.5				845.3
Silvestrin Frutas Ltda.	LAT	43.1	536.8	88.3	10.1	13.4	536.8					691.7
Tanus Jalil e Hijos S.R.L.	LAT		576.4				576.4					576.4
Mekan International, Inc.	FAR	220.7		40.3						40.3		261.1
Long Oasis Limited	FAR	136.9		103.5				99.9		103.5		240.4
Ten International, Inc.	FAR	180.6										180.6
Frugal Importadora Export.Ltd.	LAT	40.5	66.8	62.5			66.8			62.5		169.8
Royal Fruit Company Ltd.	MID	117.3		21.2				117.3				138.5
Harvest Fair Holdings Ltd.	FAR	136.9						97.9				136.9
Fresh Fruit Connections Inc.	NAM	127.0						123.8				127.0
Argenfruit	LAT		112.0				112.0					112.0
Imporfénix Ltda.	LAT	20.6	89.6				89.6					110.2
Comercial Frutera Ilerdense S.A.	EUR	63.4	44.8				44.8	45.9				108.2
Stanley Orchards Sales, Inc.	NAM	104.8						104.7				104.8
KPC Inc.	FAR		89.6				89.6					89.6
Kingo Fruits Co., Ltd.	FAR			82.1	5.7					82.1		87.8
Putrueles Hnos.S.A.A.I.C.	LAT		67.2				67.2					67.2
Dimimax S.R.L.	LAT		67.2				67.2					67.2
Caxiense Frutti 'n Box Com.Imp. Ltda.	LAT	19.7	44.9				44.9					64.5
Brimland Enterprises Corp.	FAR	60.2			4.2							64.4
Fruitech Co., Ltd.	FAR	9.6		40.3	7.6					40.3		57.4
All American Farms Inc	NAM				53.3							53.3
Royal Island Co., Ltd.	FAR			40.3	5.5					40.3		45.8
Others			141.0	163.1	20.2	39.9	163.1	141.0		20.2		364.2
TOTAL TONS	2008/2009		3.916.2	2.130.6	498.7	152.5	13.4	2.130.6	1.786.5	760.0	389.2	6.711.4
	2007/2008		3.372.5	1.172.2	216.6	229.9		1.172.2	1.288.7	61.1	194.4	4.991.3
	2006/2007		3.225.6	1.899.5	139.1	247.0		1.899.5	1.851.1	139.4	40.3	5.511.1
TOTAL TH.CASES	2008/2009		246.1	213.1	55.4	30.5	0.9	213.1	103.3	58.3	43.2	545.9
	2007/2008		200.8	117.2	24.1	46.0		117.2	77.8	4.3	21.6	388.0
	2006/2007		189.1	189.9	15.5	49.4		189.9	103.0	10.8	4.5	443.9

**Exports by Destination Market**

Season 2008/2009 (Tons)

PRODUCE	NORTH AMERICA		EUROPE		LATIN AMERIC	FAR EAST	TOTAL TONS			TOTAL TH.CASES		
	EAST	WEST	CONT	UK			2008-09	2007-08	2006-07	2008-09	2007-08	2006-07
PEARS	709.6	1.343.2	513.4		326.6		2.892.8	3.571.4	3.148.6	173.8	215.1	185.9
KIWIFRUIT	106.6	57.6	1.463.5	121.6	22.4		1.771.7	2.240.4	2.452.8	186.7	224.0	245.3
TABLE GRAPES	847.2	191.6	369.1	63.8		56.1	1.527.8	846.1	491.4	227.0	130.8	78.4
APPLES	121.7		17.9		46.6		186.2	551.1	428.3	10.1	29.7	23.5
APRICOTS	106.1	72.4	2.7				181.2	88.0	82.0	30.7	15.6	13.7
PLUMS	51.2	37.4			31.2	22.8	142.6	727.8	637.4	18.3	88.7	80.7
GRAPEFRUITS								7.3			0.4	
ORANGES									63.0			4.2
HAYWARD KIWIS	106.6	57.6	1.463.5	121.6	22.4		1.771.7	2.240.4	2.452.8	186.7	224.0	245.3
S. BARTL. PEAR	440.1	444.7			193.5		1.078.3	1.487.2	1.386.1	59.9	82.6	77.0
PACKHAMS PEAR	34.6	602.5	195.0		98.5		930.6	1.088.7	983.0	53.1	64.0	59.2
THOMPSON GRAPE	323.0	58.7	241.5	38.8			661.9	410.8	291.3	108.8	61.8	45.5
BOSC PEAR	218.9	296.1	46.1		34.6		595.6	637.1	400.9	33.1	35.4	22.3
CRIMSON GRAPE	275.5	113.4		12.8			401.8	115.7		50.1	16.9	
SUGRAONE GRAPE	187.5	16.5	110.0	12.2			326.3	308.5	152.9	51.3	50.5	27.2
ABATE FT. PEAR			188.4				188.4	238.2	81.1	18.8	23.8	8.1
R. GLOBE GRAPE	61.1		17.7			56.1	134.9			16.5		
DINA APRICOT	75.1	53.2					128.3	22.9	60.8	21.2	4.1	9.9
RY. GALA APPLE	66.2				46.6		112.7	263.8	229.6	6.1	14.1	12.5
RED WILL. PEAR			83.9				83.9	74.2	63.2	8.0	6.7	6.3
LARRY ANN PLUM	24.2	35.0			16.8		76.1	187.6	150.5	10.2	25.6	22.8
CHARTERS	1.894.2	927.6	1.622.3	185.4			4.629.5	5.576.7	6.138.1	482.0	507.2	540.4
LINERS	45.4	765.4	741.6		383.2	78.8	2.014.5	2.447.0	1.162.6	156.3	194.5	90.6
LAND FREIGHT					43.6		43.6			4.6		
AIR FREIGHT	2.8	9.2	2.7				14.7	8.4	2.7	3.8	2.6	0.7
<b>TOTAL TONS</b>	<b>2008-09</b>	<b>1,942.5</b>	<b>1,702.2</b>	<b>2,366.6</b>	<b>185.4</b>	<b>426.8</b>	<b>78.8</b>	<b>6,702.3</b>				
	<b>2007-08</b>	<b>1,689.5</b>	<b>2,349.0</b>	<b>3,562.5</b>	<b>10.8</b>	<b>242.2</b>	<b>178.1</b>		<b>8,032.1</b>			
	<b>2006-07</b>	<b>1,813.6</b>	<b>1,986.8</b>	<b>2,798.9</b>	<b>117.5</b>	<b>251.7</b>	<b>334.8</b>			<b>7,303.4</b>		
<b>TOTAL TH.CASES</b>	<b>2008-09</b>	<b>184.0</b>	<b>121.9</b>	<b>275.5</b>	<b>29.7</b>	<b>26.3</b>	<b>9.4</b>			<b>646.7</b>		
	<b>2007-08</b>	<b>145.1</b>	<b>176.0</b>	<b>350.6</b>	<b>2.4</b>	<b>13.3</b>	<b>16.9</b>				<b>704.3</b>	
	<b>2006-07</b>	<b>144.6</b>	<b>143.5</b>	<b>283.0</b>	<b>13.4</b>	<b>13.8</b>	<b>33.4</b>					<b>631.7</b>

**Exports by Consignee**

Season 2008/2009 (Tons)

CONSIGNEE	MKT	PEAR	KIWIS	GRAPE	APPLE	APRICOT	HAYWARD	S. BARTL.	PACKHAMS	THOMPSON	BOSC	TOTAL
Unifrutti Of America, Inc.	NAM	232.7	84.2	709.5	73.2	69.4	84.2	186.6	23.0	279.9	23.0	1.208.8
Bengard Marketing	NAM	1.020.7		47.3		50.2		444.7	372.1	27.8	203.9	1.155.6
CMR Group	EUR		903.9	17.7	17.9	1.4	903.9					940.9
Nico de Jong B.V.	EUR	251.0	169.6	217.3			169.6		50.8	144.6		637.9
Sierra Produce	NAM	322.6	57.6	144.3			57.6		230.4	30.8	92.2	524.4
Nathel & Nathel, Inc.	NAM	246.5	22.4	109.5	48.5	22.8	22.4	115.2	11.5	15.0	103.7	461.2
WSW Trading S.A.	LAT	164.2			19.6			46.1	83.5		34.6	183.7
Zerres & Co.Gmbh	EUR	46.1	20.8	106.0			20.8		46.1	68.7		172.9
Fruital Distribuzione S.R.L.	EUR		145.6				145.6					145.6
Jupiter Marketing Ltd.	EUR		121.6	23.4			121.6			10.6		145.0
Imporfénix Ltda.	LAT	112.9						112.9				112.9
Hillfresh International B.V.	EUR	47.4	54.0				54.0		47.4			101.4
Coo. Gran Frutta Zani	EUR	72.0	20.8				20.8		25.9		46.1	92.8
Vanguard International, Inc.	NAM	92.2									92.2	92.2
NSA Produce Marketing Inc	NAM	92.2						92.2				92.2
Sife S.P.A.	EUR	48.0	43.2			0.6	43.2					91.8
Univeq Katope France	EUR		83.2				83.2					83.2
CMR Holland B.V.I.O.	EUR	24.8	22.4	28.2			22.4		24.8	28.2		75.4
Ballantine Produce Co., Inc.	NAM	46.1						46.1				46.1
Unifrutras E.U.A.	LAT	34.6						34.6				44.6
European Produce Co (EPCO) Ltd.	EUR			40.4						28.2		40.4
Golden Wheel Internatioanal Co., Ltd.	FAR			37.4								37.4
The Fresh Connection	NAM					36.2						36.2
H. E. Butt Grocery Company	NAM			28.2						28.2		28.2
Others		39.0	22.4	18.7	27.0	0.6	22.4		15.0			151.6
<b>TOTAL TONS</b>	<b>2008/2009</b>	<b>2,892.8</b>	<b>1,771.7</b>	<b>1,527.8</b>	<b>186.2</b>	<b>181.2</b>	<b>1,771.7</b>	<b>1,078.3</b>	<b>930.6</b>	<b>661.9</b>	<b>595.6</b>	<b>6,702.3</b>
	<b>2007/2008</b>	<b>3,571.4</b>	<b>2,240.4</b>	<b>846.1</b>	<b>551.1</b>	<b>88.0</b>	<b>2,240.4</b>	<b>1,487.2</b>	<b>1,088.7</b>	<b>410.8</b>	<b>637.1</b>	<b>8,032.1</b>
	<b>2006/2007</b>	<b>3,148.6</b>	<b>2,452.8</b>	<b>491.4</b>	<b>428.3</b>	<b>82.0</b>	<b>2,452.8</b>	<b>1,386.1</b>	<b>983.0</b>	<b>291.3</b>	<b>400.9</b>	<b>7,303.4</b>
<b>TOTAL TH.CASES</b>	<b>2008/2009</b>	<b>173.8</b>	<b>186.7</b>	<b>227.0</b>	<b>10.1</b>	<b>30.7</b>	<b>186.7</b>	<b>59.9</b>	<b>53.1</b>	<b>108.8</b>	<b>33.1</b>	<b>646.7</b>
	<b>2007/2008</b>	<b>215.1</b>	<b>224.0</b>	<b>130.8</b>	<b>29.7</b>	<b>15.6</b>	<b>224.0</b>	<b>82.6</b>	<b>64.0</b>	<b>61.8</b>	<b>35.4</b>	<b>704.3</b>
	<b>2006/2007</b>	<b>185.9</b>	<b>245.3</b>	<b>78.4</b>	<b>23.5</b>	<b>13.7</b>	<b>245.3</b>	<b>77.0</b>	<b>59.2</b>	<b>45.5</b>	<b>22.3</b>	<b>631.7</b>



www.vitalberry.cl

RUT: 96567530-2  
Av. Del Parque 4680 A, Of. 503  
Huechuraba, Santiago

Vital Berry Marketing S.A

Phone: 56 (2) 5870600  
Fax: 56 (2) 4441620  
e-mail: fjuillerat@vitalberry.cl  
Contact: Felipe Juillerat

## Exports by Destination Market

Season 2008/2009 (Tons)

PRODUCE	NORTH AMERICA		EUROPE			FAR	TOTAL TONS			TOTAL TH.CASES		
	EAST	WEST	CONT	RUS	UK	EAST	2008-09	2007-08	2006-07	2008-09	2007-08	2006-07
BLUEBERRIES	2,771.2	1,497.8	372.9	2.3	1,465.8	127.8	6,237.8	5,464.7	3,852.4	2,079.3	2,196.4	1,768.3
CHERRIES	22.7	9.2	96.0	6.3	38.4	74.8	247.3	404.1	151.0	53.8	85.5	35.2
FIGS	65.0			0.08	0.02	0.7	65.9	45.4	51.3	21.1	33.5	28.9
NASHI PEARS	45.0						45.0			11.2		
CHERIMOYAS	2.7	34.6					39.3	53.1	121.9	8.7	11.8	26.7
BABY KIWI FRUIT	2.7		8.8			3.5	15.0	20.6	22.1	8.3	12.2	11.5
POMME GRANATES			13.3	1.2			14.5	9.6	7.5	3.9	0.6	1.8
RASPBERRIES	5.7	0.004	0.3	0.04			6.0	397.2	748.1	3.1	196.0	360.5
CURRANTS			2.4				5.0	3.0	5.3	3.3	1.7	3.5
PHISALLY						0.4	0.4	0.4	0.9	0.3	0.3	0.8
NOT DEF BLUEB	2,082.0	1,135.6	206.6		866.9	88.9	4,380.0	4,281.0	2,905.1	1,426.4	1,670.5	1,331.6
HIGHBUSH BLUEB	550.0	288.0	101.8	2.3	538.9	38.9	1,520.0	977.2	730.3	526.3	436.9	336.5
BING CHERRY	22.7	8.8	48.6	6.3	0.10	17.2	103.7	150.9	68.4	22.7	34.1	18.1
BRIGTHW. BLUEB	0.4	13.6	50.7		37.9		102.6	105.9	136.3	43.2	48.1	66.4
BLUERAY BLUEB	55.6	14.5			0.1		70.2		13.4	22.6		5.9
RASITEYE BLUEB	52.1	15.2					67.3	37.5		28.4	24.2	
NOT DEF FIG	65.0			0.08	0.02	0.7	65.9	45.4	50.9	21.1	33.5	28.7
KORDIA CHERRY			10.9		10.4	40.7	62.0	37.4		12.4	7.5	
ONEIL BLUEB	2.7	30.8	9.1		7.8		50.5		12.5	13.4		4.7
C. LISA CHERYM	2.7	34.6				2.0	39.3	53.1	112.9	8.7	11.8	24.7
NOT DEF NASHI	32.8						32.8			8.2		
REGINA CHERRY			3.8		4.4	16.8	24.9	1.0		5.0	0.3	
BERKELEY BLUEB	23.2						23.2			11.0		
LINERS	770.7	1,230.8	405.4		1,426.5	147.6	3,980.8	3,388.0	1,587.9	1,304.1	1,226.6	649.5
CHARTERS	1,965.0	178.6				3.4	2,147.0	1,924.2	1,726.7	692.3	848.7	829.3
AIR FREIGHT	179.3	132.2	88.4	9.9	77.7	60.8	548.4	1,132.4	1,720.1	196.6	476.3	777.8
LAND FREIGHT									10.4			5.4
TOTAL TONS	2008-09	2,915.0	1,541.7	493.7	9.9	1,504.2	211.8	6,676.2				
	2007-08	2,218.4	1,247.8	734.2	6.0	1,944.4	291.0		6,444.6			
	2006-07	1,618.9	1,170.6	366.0	0.6	1,625.9	258.6			5,045.2		
TOTAL TH.CASES	2008-09	980.2	531.4	243.1	2.9	333.2	102.2			2,193.0		
	2007-08	1,083.6	555.1	335.4	2.9	428.6	145.0				2,551.7	
	2006-07	787.4	545.1	193.9	0.4	580.6	152.3					2,262.0

## Exports by Consignee

Season 2008/2009 (Tons)

CONSIGNEE	MKT	BLUEB	CHERRY	FIG	NASHI	CHERYM	NOT DEF	HIGHBUSH	BING	BRIGTHW.	BLUERAY	TOTAL
Giumarra VBM International, L.L.C.	NAM	3,357.8	11.9	15.8			2,408.4	751.8	11.4	14.0	56.5	3,386.2
BerryWorld Ltd.	EUR	1,465.5					866.9	538.7		37.9	0.1	1,465.5
Wal-Mart Stores, Inc.	NAM	382.8	14.0				356.3	26.6	14.0			396.9
Vital Berry Marketing, Inc.	NAM	245.8					192.4	39.1			13.6	245.8
H M De Jong Koel- en Vriesshuis B.V.	EUR	226.1					157.2	19.5		47.1		239.4
Vital Berry Marketing Inc.	EUR	134.8	54.6				49.4	70.3	7.2	3.6		191.8
Jac Vandenberg, Inc.	NAM	134.5			38.9		115.9	16.9				173.3
Rio Vista Limitada	NAM	96.0				34.2	96.0					130.2
Loblaws Companies East Prod.	NAM	2.6		42.9				2.6				52.8
Japan Fraise Co., Ltd.	FAR	46.6					38.5	8.1				47.1
Evergalan Enterprise Co., Ltd.	FAR	1.4	40.1					1.4	1.7			41.5
J.O. Sims Ltd.	EUR		38.4						0.10			38.4
Watari Co., Ltd.	FAR	36.6					21.2	15.4				37.0
Nissho Co.Ltd.	FAR	24.7		0.7			22.5	2.2				28.9
Fruythansa GmbH	EUR		25.2							25.2		25.2
Sunharvest Limited	FAR	4.5	19.2					4.5	0.005			23.7
Giumarra Bros Fruit Co., Inc.	NAM	14.3			6.1	3.2	14.3					23.5
Herbert Widmann GmbH	EUR		8.4							8.4		16.4
Pomina Enterprise Co., Ltd.	FAR		15.4						15.4			15.4
The Perishable Specialist, Inc.	NAM	14.7					14.7					14.7
Watari Co., Ltd.	NAM	12.4					12.4					12.4
Union Co., Ltd.	FAR	11.4					6.6	4.7				11.4
Alga 73 Ltd.	EUR	2.3	6.3	0.08				2.3	6.3			9.9
J.F. Russell Produce Ltd.	NAM	0.9		6.3				0.9				7.2
Others		22.4	13.9	0.02		2.0	7.3	15.1	13.9			41.7
TOTAL TONS	2008/2009	6,237.8	247.3	65.9	45.0	39.3	4,380.0	1,520.0	103.7	102.6	70.2	6,676.2
	2007/2008	5,464.7	404.1	45.4		53.1	4,281.0	977.2	150.9	105.9		6,444.6
	2006/2007	3,852.4	151.0	51.3			121.9	2,905.1	730.3	68.4	136.3	5,045.2
TOTAL TH.CASES	2008/2009	2,079.3	53.8	21.1	11.2	8.7	1,426.4	526.3	22.7	43.2	22.6	2,193.0
	2007/2008	2,196.4	85.5	33.5		11.8	1,670.5	436.9	34.1	48.1		2,551.7
	2006/2007	1,768.3	35.2	28.9		26.7	1,331.6	336.5	18.1	66.4	5.9	2,262.0

Ruiz Tagle Humeres, Sergio

Phone: 56 (2) 4995000 - 4995006

Fax: 56 (2) 4995001

e-mail: ruta@ruta.cl

Contact: Rafael Concha E.

www.ruta.cl

RUT: 2358505-7

Av. Las Condes 11400 P.9

Vitacura, Santiago



## Exports by Destination Market

Season 2008/2009 (Tons)

PRODUCE	NORTH AMERICA		LATIN	EUROPE	TOTAL TONS			TOTAL TH.CASES		
	EAST	WEST	AMERIC		2008-09	2007-08	2006-07	2008-09	2007-08	2006-07
TABLE GRAPES	5.463.4	598.3	50.2	71.6	6.183.5	7.948.4	9.350.4	753.8	966.2	1.135.5
APPLES	90.7		342.2	12.2	445.2	622.4	491.9	23.7	33.7	26.1
KIWIFRUIT			18.6		18.6	22.4	50.4	1.9	2.2	5.1
PEARS		8.2	9.0		17.1		6.8	0.9		0.4
SUGRAONE GRAPE	2.319.8	200.7		26.0	2.546.5	3.306.9	2.946.6	310.6	403.3	359.6
FLAME SDL GRAPE	1.223.2	84.2		3.9	1.311.4	1.592.5	1.726.3	159.9	193.8	210.1
THOMPSON GRAPE	713.0	155.9		41.7	910.5	1.390.9	2.782.2	110.8	168.0	338.7
PERLETTE GRAPE	523.5	124.4			647.9	1.110.0	1.023.2	79.0	135.4	125.0
T.SDL GRAPE	375.5				375.5		1.6	45.8		0.2
SCARLETT APPLE			327.0		327.0	210.3	164.2	17.2	11.0	8.6
CRIMSON GRAPE	286.2		14.8		301.0	214.9	494.9	36.7	26.2	60.3
GRANNIES APPLE	87.1		3.9	12.2	103.3	108.0	84.1	5.7	5.7	4.6
NOT DEF GRAPE	16.0		35.4		51.4	193.5	24.3	6.3	23.6	3.0
R.GLOBE GRAPE	5.5	33.1			38.6	139.6	351.3	4.7	15.9	38.7
HAYWARD KIWIS			18.6		18.6	22.4	50.4	1.9	2.2	5.1
RY.GALA APPLE	3.6		5.5		9.0	258.9	224.4	0.5	14.5	11.8
PACKHAMS PEAR			9.0		9.0		6.8	0.5		0.4
CHARTERS	5.554.1	606.4		83.9	6.244.4	7.603.4	9.245.8	753.8	925.2	1.121.7
LINERS			385.1		385.1	889.4	634.5	23.6	66.2	44.4
LAND FREIGHT			35.0		35.0	100.3	19.2	2.9	10.7	1.0
TOTAL TONS	2008-09	5.554.1	606.4	420.1	83.9	6.664.5				
	2007-08	6.772.9	727.2	800.8	292.2		8.593.2			
	2006-07	8.075.4	1.075.2	500.4	188.9			9.899.5		
TOTAL TH.CASES	2008-09	671.0	73.4	26.5	9.4			780.3		
	2007-08	820.2	88.3	65.7	27.9				1.002.2	
	2006-07	980.0	131.0	32.0	21.0					1.167.1

## Exports by Consignee

Season 2008/2009 (Tons)

CONSIGNEE	MKT	GRAPE	APPLE	KIWIS	PEAR	SUGRAONE	FLAME SDL	THOMPSON	PERLETTE	T.SDL	SCARLETT	TOTAL	
Giumarra Bros Fruit Co., Inc.	NAM	2.997.3	87.1			1.402.0	635.2	292.8	200.7	165.3		3.084.4	
Pacific Trellis Fruit	NAM	1.794.0				818.7	415.6	208.6	221.2	96.8		1.794.0	
Chiquita Fresh North America	NAM	846.8				225.1	195.2	288.7	24.4	113.4		846.8	
Rio Vista Limitada	NAM	269.2	3.6		8.2	74.8	51.2	78.7	63.8			280.9	
Pro Fruit Marketing, Inc.	NAM	148.0					10.2		137.8			148.0	
Baby Fruit Import Export S.A.C	LAT		141.5								141.5	141.5	
To Order	LAT		75.9	18.6	9.0							60.6	
United Foods Peru S.A.C.	LAT		80.9								80.9	80.9	
LordMayor S.A. de C.V.	LAT	35.4										35.4	
OOO Inter Torg	EUR	18.9	12.2					18.9				31.1	
To Order	EUR	26.8						3.9	22.8			26.8	
OOO Mega Fruit	EUR	26.0				26.0						26.0	
Fruticola Carana	LAT		23.7								23.7	23.7	
Silvia Rosa Longo	LAT		20.2								20.2	20.2	
Dellafruta Comercio Atacadista de Frutas Ltda.	LAT	14.8										14.8	
LGS Specialty Sales Ltd	NAM	6.3										6.3	
TOTAL TONS	2008/2009		6.183.5	445.2	18.6	17.1	2.546.5	1.311.4	910.5	647.9	375.5	327.0	6.664.5
	2007/2008		7.948.4	622.4	22.4		3.306.9	1.592.5	1.390.9	1.110.0		210.3	8.593.2
	2006/2007		9.350.4	491.9	50.4	6.8	2.946.6	1.726.3	2.782.2	1.023.2	1.6	164.2	9.899.5
TOTAL TH.CASES	2008/2009		753.8	23.7	1.9	0.9	310.6	159.9	110.8	79.0	45.8	17.2	780.3
	2007/2008		966.2	33.7	2.2		403.3	193.8	168.0	135.4		11.0	1.002.2
	2006/2007		1.135.5	26.1	5.1	0.4	359.6	210.1	338.7	125.0	0.2	8.6	1.167.1

## Exports by Destination Market

Season 2008/2009 (Tons)

PRODUCE	NORTH AMERICA		FAR	EUROPE			LATIN	TOTAL TONS			TOTAL TH.CASES		
	EAST	WEST	EAST	CONT	RUS	UK	AMERIC	2008-09	2007-08	2006-07	2008-09	2007-08	2006-07
TABLE GRAPES	846.9	153.3	2,141.9	437.2	189.9	212.4	237.4	4,219.0	3,781.6	2,288.0	577.6	532.8	306.5
AVOCADOS	107.5	773.0		1,035.0		105.6		2,021.2	1,350.4	541.4	357.3	303.1	105.2
MANDARINES	179.6	101.5						281.1			33.0		
GRAPEFRUITS										39.0	18.0	2.6	1.2
HASS AVOCADO	107.5	773.0		1,035.0		105.6		2,021.2	1,350.4	541.4	357.3	303.1	105.2
CRIMSON GRAPE	429.1	102.5	719.7	112.9	153.1	188.8	165.5	1,871.6	1,748.6	764.7	267.3	254.0	107.7
R. GLOBE GRAPE	88.0		1,314.3	16.3	36.8		71.9	1,527.3	1,138.3	947.8	185.9	141.7	119.4
THOMPSON GRAPE	67.0	33.1	46.5	171.6		16.6		334.9	377.6	135.8	55.3	60.5	20.6
NOT DEF MAND.	179.6	101.5						281.1			33.0		
FLAME SDL GRAPE	166.1	17.7		82.3		6.9		273.1	186.1	112.4	41.0	30.7	13.7
NOT DEF GRAPE	50.8		61.3					112.2	135.6		13.5	16.3	
PRINCESS GRAPE	45.8			26.8				72.6	51.2	66.6	8.9	9.0	12.2
REGAL GRAPE				27.3				27.3			5.7		
AUT. RY. GRAPE									130.5	185.4		17.6	22.6
STAR RUBY GRAPEFR.									39.0	18.0		2.6	1.2
SUGRAONE GRAPE									13.7			3.0	
T.SDL GRAPE										75.3			10.3
LINERS	439.9	959.7	1,957.6	1,082.9		117.1		4,557.2	3,880.6	1,754.8	687.2	632.2	260.8
CHARTERS	694.2	68.2	184.3	389.4	189.9	200.9		1,726.7	1,290.3	1,092.6	251.7	206.2	152.0
LAND FREIGHT							237.4	237.4			28.9		
TOTAL TONS	2008-09	1,134.1	1,027.8	2,141.9	1,472.3	189.9	318.0	237.4	6,521.3				
	2007-08	568.4	239.2	2,186.1	1,687.6	11.7	477.9			5,171.0			
	2006-07	595.4	359.9	1,141.3	566.8		184.0				2,847.4		
TOTAL TH.CASES	2008-09	138.5	89.2	279.6	343.7	23.2	64.8	28.9			967.8		
	2007-08	66.5	25.0	273.9	389.9	1.4	81.8					838.4	
	2006-07	72.3	39.0	143.3	125.8		32.5						412.9

## Exports by Consignee

Season 2008/2009 (Tons)

CONSIGNEE	MKT	GRAPE	AVOCADO	MAND.	HASS	CRIMSON	R. GLOBE	THOMPSON	NOT DEF	FLAME SDL	NOT DEF	TOTAL
Nature's Pride B.V.	EUR		1,035.0		1,035.0							1,035.0
Avocados Del Rey	NAM		773.0		773.0							773.0
Huitong Economic Trade	FAR	617.0				60.8	516.9	1.9			37.4	617.0
Unifrutti Of America, Inc.	NAM	538.4		39.3		175.0	72.3	75.5	39.3	118.9	50.8	577.6
Timerfruit B.V.	EUR	424.6				112.9	3.7	171.6		82.3		424.6
Jac Vandenberg, Inc.	NAM	342.6				237.2	15.7	24.6		64.9		342.6
Kingo Fruits Co., Ltd.	FAR	278.4				243.9	21.5	13.0				278.4
Benini Cia. Ltda.	LAT	237.4				165.5	71.9					237.4
LGS Specialty Sales Ltd	NAM	70.1		161.3		70.1			161.3			231.4
Shenzhen Xing Long da Import	FAR	187.0				54.2	132.7					187.0
Mack Multiples	EUR	68.6	105.6		105.6	52.0		16.6				174.2
H. E. Butt Grocery Company	NAM	31.5	107.5	21.0	107.5	31.5			21.0			160.0
Shenzhen Harvest Time Imp. And Exp.	FAR	130.9				56.1	74.8					130.9
To Order	FAR	130.9				18.7	112.2					130.9
Artexport Branch	FAR	112.2					112.2					112.2
Shanghai New Long March Int. Trade	FAR	112.2				45.8	66.4					112.2
Globewide Trading	FAR	93.5				88.8	4.7					93.5
Guanzhou City Aoben Trading Co.	FAR	93.5					74.8	18.7				93.5
JLM Produce Ltd.	EUR	90.3				83.3				6.9		90.3
Oop Star Fruit	EUR	77.0				40.1	36.8					77.0
Wing Mau Trading Co., Ltd.	FAR	74.8				8.4	66.4					74.8
Woo Lee Fruit & Vegetables Co. Ltd.	FAR	74.8				45.8	29.0					74.8
Zhxing Runfeng Food Co., Ltd.	FAR	56.1				9.3	46.7					56.1
Fruteria, Inc.	FAR	56.1				37.4					18.7	56.1
Others		321.5		59.6		234.7	68.7	13.0	59.6		5.2	381.1
TOTAL TONS	2008/2009	4,219.0	2,021.2	281.1	2,021.2	1,871.6	1,527.3	334.9	281.1	273.1	112.2	6,521.3
	2007/2008	3,781.6	1,350.4		1,350.4	1,748.6	1,138.3	377.6		186.1	135.6	5,171.0
	2006/2007	2,288.0	541.4		541.4	764.7	947.8	135.8		112.4		2,847.4
TOTAL TH.CASES	2008/2009	577.6	357.3	33.0	357.3	267.3	185.9	55.3	33.0	41.0	13.5	967.8
	2007/2008	532.8	303.1		303.1	254.0	141.7	60.5		30.7	16.3	838.4
	2006/2007	306.5	105.2		105.2	107.7	119.4	20.6		13.7		412.9

# Meyer Ltda., Exportaciones

Phone: 56 (75) 325000  
 Fax: 56 (75) 325000  
 e-mail: info@meyersa.cl  
 Contact: Jorge Meyer

RUT: 96688810-5  
 Chacabuco 759  
 Curicó



## Exports by Destination Market

Season 2008/2009 (Tons)

PRODUCE	LATIN AMERIC	EUROPE			FAR EAST	NORTH AMERIC	TOTAL TONS			TOTAL TH.CASES		
		CONT	RUS	UK			2008-09	2007-08	2006-07	2008-09	2007-08	2006-07
KIWIFRUIT	299.9	1,539.8	40.0	44.8			1,924.4	3,290.3	2,513.6	192.4	347.6	251.4
APPLES	1,132.3	369.7		134.4	139.1	128.4	1,903.9	4,480.1	4,623.6	100.7	236.4	239.9
TABLE GRAPES	912.1	116.1					1,028.2	983.7	1,682.4	124.5	120.0	205.1
CHERRIES	252.3	18.2			266.1	235.1	771.7	655.2	241.4	184.6	145.0	65.0
PLUMS	304.0						304.0	353.7	303.8	33.8	38.6	34.7
NASHI PEARS	155.6						155.6	110.8	143.8	20.5	13.9	18.0
NECTARINES	132.3						132.3	78.7	189.1	14.7	8.7	21.0
PEACHES	128.8						128.8	90.6	247.4	14.6	10.1	27.5
APRICOTS	3.3						3.3	24.0	26.3	0.5	5.2	6.0
CLEMENTINES								44.8				4.5
HAYWARD KIWIS	299.9	1,539.8	40.0	44.8			1,924.4	3,290.3	2,468.8	192.4	347.6	246.9
RICH. D. APPLE	624.2	218.3			31.6		874.1	1,168.4	714.4	45.4	60.7	37.1
BING CHERRY	252.3	18.2			266.1	217.5	754.1	591.9	233.2	181.1	132.4	63.3
RY. GALA APPLE	423.9	64.3		113.0		85.6	686.8	1,478.8	1,292.4	37.7	80.4	68.9
R. GLOBE GRAPE	347.5	56.4					403.9	575.0	695.9	48.4	70.1	85.1
THOMPSON GRAPE	364.0	39.9					403.9	282.9	358.1	49.3	34.5	43.7
GRANNIES APPLE	83.3	74.2		21.4		42.8	221.7	941.7	752.9	11.7	51.2	39.8
HOSUI NASHI	130.5						130.5	110.8	139.8	17.4	13.9	17.5
CRIMSON GRAPE	106.7	19.8					126.6	94.4	563.2	15.4	11.5	68.4
RED CHIEF APPLE					95.9		95.9	703.0	1,519.0	4.6	33.8	75.7
ART. SNOW NECTARIN	65.4						65.4	19.1	60.8	7.3	2.1	6.8
FRIAR PLUM	63.9						63.9	35.5	12.8	7.1	3.8	1.3
FLAME SDL GRAPE	44.7						44.7	22.6	28.3	5.4	2.8	3.5
LINERS	958.1	1,953.5		179.2	402.8	251.6	3,745.3	7,644.1	5,622.0	369.3	612.5	396.0
LAND FREIGHT	2,362.4	13.6					2,375.9	1,914.9	3,458.6	282.1	240.8	373.0
CHARTERS		72.0	40.0			103.0	215.0	485.9	828.0	31.8	61.3	85.8
AIR FREIGHT		4.6			2.4	9.0	16.0	74.1	70.3	3.2	16.2	14.6
TOTAL TONS	2008-09	3,320.5	2,043.7	40.0	179.2	405.2	363.5	6,352.1				
	2007-08	3,478.6	3,867.4	32.3	703.5	856.8	1,180.5		10,119			
	2006-07	5,420.3	2,688.6	0.7	67.2	961.4	840.7			9,978.9		
TOTAL TH.CASES	2008-09	344.2	193.9	4.0	13.1	77.2	54.1			686.4		
	2007-08	328.3	359.4	10.1	74.4	65.0	93.6				930.7	
	2006-07	489.1	271.6	0.1	6.7	47.6	54.2					869.3

## Exports by Consignee

Season 2008/2009 (Tons)

CONSIGNEE	MKT	KIWIS	APPLE	GRAPE	CHERRY	PLUM	HAYWARD	RICH. D.	BING	RY. GALA	R. GLOBE	TOTAL	
Benassi São Paulo Importação e Exportação Ltda.	LAT	203.4	355.6	656.3	223.2	247.3	203.4	300.1	223.2		170.8	1,950.6	
Roveg Fruit B.V.	EUR	922.2	247.1	116.1	4.6		922.2	157.0	4.6	64.3	56.4	1,290.0	
Imporfénix Ltda.	LAT	45.5	537.5	115.5			45.5	182.3		328.3	115.5	735.2	
Univeg Import SA	EUR	569.6			13.6		569.6		13.6			583.1	
Irmãos Benassi Prod. Dist. Agric.	LAT	20.4	35.8	97.6	20.2	31.8	20.4	35.8	20.2		25.5	226.7	
Irmãos Muffato & Cia.Ltda.	LAT	6.6	59.9	6.9	8.8	24.9	6.6	58.1	8.8			185.1	
To Order	FAR		139.1		37.0			31.6	37.0			176.1	
To Order	EUR	48.0	122.6				48.0	61.3				170.6	
Stanley Orchards Sales, Inc.	NAM				164.7				147.1			164.7	
Frutera del Litoral Cia. Ltda.	LAT	24.0	119.6				24.0	47.9		71.6		163.1	
Sfc Redbridge Worldfresh Ltd	EUR		134.4							113.0		134.4	
Delfrutti	NAM		128.4							85.6		128.4	
Stemilt Growers Inc	NAM				70.4				70.4			70.4	
Kingo Fruits Co., Ltd.	FAR				68.6				68.6			68.6	
Jeicy Fruit S.A.	LAT		24.0	35.8						24.0	35.8	59.7	
Shanghai New Long March Int. Trade	FAR				54.9				54.9			54.9	
Glitter Gem Enterprise Co., Ltd.	FAR				52.8				52.8			52.8	
Direct Produce Supplies PCL	EUR	44.8					44.8					44.8	
OOO Consul	EUR	40.0					40.0					40.0	
Brimland Enterprises Corp.	FAR				35.2				35.2			35.2	
Pomina Enterprise Co., Ltd.	FAR				17.6				17.6			17.6	
TOTAL TONS	2008/2009		1,924.4	1,903.9	1,028.2	771.7	304.0	1,924.4	874.1	754.1	686.8	403.9	6,352.1
	2007/2008		3,290.3	4,480.1	983.7	655.2	353.7	3,290.3	1,168.4	591.9	1,478.8	575.0	10,119
	2006/2007		2,513.6	4,623.6	1,682.4	241.4	303.8	2,468.8	714.4	233.2	1,292.4	695.9	9,978.9
TOTAL TH.CASES	2008/2009		192.4	100.7	124.5	184.6	33.8	192.4	45.4	181.1	37.7	48.4	686.4
	2007/2008		347.6	236.4	120.0	145.0	38.6	347.6	60.7	132.4	80.4	70.1	930.7
	2006/2007		251.4	239.9	205.1	65.0	34.7	246.9	37.1	63.3	68.9	85.1	869.3

### Exports by Destination Market

Season 2008/2009 (Tons)

PRODUCE	EUROPE		FAR	MIDDLE	LATIN	NORTH	TOTAL TONS		TOTAL TH.CASES	
	CONT	RUS	EAST	EAST	AMERIC	AMERIC	2008-09	2007-08	2008-09	2007-08
APPLES	1.848.0	489.5	2.113.3	578.4	355.2	167.4	5.573.2	5.728.3	304.2	302.2
KIWIFRUIT	540.0						540.0		54.0	
CHERRIES			29.8			9.0	38.8		7.8	
FUJI	62.2		1.626.5		20.7	32.8	1.742.3	1.439.0	87.4	71.3
RY. GALA	793.7		467.0	47.9	95.8	83.7	1.488.2	1.034.8	83.6	54.8
GRANNIES	615.6	386.8		265.8	14.1		1.303.6	1.342.7	71.5	72.9
HAYWARD	540.0						540.0		54.0	
RED CHIEF	299.0	82.0		23.8	126.0		530.8	1.532.6	34.3	82.8
RICH. D.	17.3	8.6		167.7	74.3		268.0	239.7	14.0	12.5
NOT DEF			19.8	73.1	24.2		117.1	79.7	6.3	4.7
BRAEBURN	31.1					51.0	82.0	59.8	4.5	3.3
BING			29.8			9.0	38.8		7.8	
R. STARK.	22.0	12.1					34.1		2.1	
C. PINK	7.0						7.0		0.6	
LINERS	1.970.0		2.141.9	367.9	355.2	87.9	4.944.3	3.980.7	279.9	206.5
CHARTERS	418.0	489.5		210.5		88.5	1.206.5	1.747.6	85.8	95.7
AIR FREIGHT			1.1				1.1		0.2	
<b>TONS</b>	<b>2008-09</b>	<b>2.388.0</b>	<b>489.5</b>	<b>2.143.1</b>	<b>578.4</b>	<b>355.2</b>	<b>176.4</b>	<b>6.151.9</b>		
	<b>2007-08</b>	<b>1.126.5</b>	<b>1.687.9</b>	<b>1.536.3</b>	<b>590.4</b>	<b>767.2</b>	<b>20.1</b>	<b>5.728.3</b>		
<b>TH.CASES</b>	<b>2008-09</b>	<b>165.0</b>	<b>26.6</b>	<b>112.7</b>	<b>31.1</b>	<b>18.5</b>	<b>10.9</b>		<b>366.0</b>	
	<b>2007-08</b>	<b>62.3</b>	<b>92.4</b>	<b>76.2</b>	<b>30.8</b>	<b>39.4</b>	<b>1.0</b>			<b>302.2</b>

### Exports by Consignee

Season 2008/2009 (Tons)

CONSIGNEE	MKT	APPLE	KIWIS	CHERRY	FUJI	RY. GALA	GRANNIES	HAYWARD	RED CHIEF	RICH. D.	NOT DEF	TOTAL	
Royal Island Co., Ltd.	FAR	1.404.8		16.0	1.404.8							1.420.8	
Frucom Hamburg GmbH & Co	EUR	702.7				348.6	315.9					702.7	
Frutas E. Sánchez S.L.	EUR	447.5			62.2	149.8	64.2		153.9	17.3		447.5	
Huitong Economic Trade	FAR	414.9				395.1					19.8	414.9	
Agrintesa Coop.Agricol	EUR		324.0					324.0				324.0	
Luis Vicente S.A.	EUR	269.7				124.0			123.7			269.7	
OOO Prodimport	EUR	224.0					200.5		23.5			224.0	
Mekan International, Inc.	FAR	221.7			221.7							221.7	
Frutimport S. de R.L. de C.V.	EUR	208.5					129.2		58.5	8.6		208.5	
Timerfruit B.V.	EUR	192.6				42.8	149.8					192.6	
To Order	MID	179.1				24.0	155.2					179.1	
Andes River Marketing Services Corp.	NAM	167.4		4.8	32.8	83.7						172.2	
Kiwi World S.A.	EUR		151.2					151.2				151.2	
To Order	LAT	135.4					14.1		121.3			135.4	
Battaglio S.R.L.	EUR	128.4				64.2	64.2					128.4	
Oregon Foods S.A.C.	LAT	99.8			20.7				4.7	74.3		99.8	
Jawad & Majed Foods Co.	MID	95.8				24.0				71.9		95.8	
Shahzad Zafar Vegetable	MID	85.6					21.4				64.2	85.6	
Basesurcorp S.A.	LAT	71.9				71.9						71.9	
To Order	FAR	71.9				71.9						71.9	
Fresh Fruits Company Ltd.	MID	69.3					21.4			47.9		69.3	
Sudfruits S.A.	EUR		64.8					64.8				64.8	
Frutas Tabares S.L.	EUR	64.2				42.8			21.4			64.2	
OOO Importer	EUR	57.1					57.1					57.1	
Others		260.8		18.0		45.4	110.6		23.8	47.9	33.1	278.8	
<b>TONS</b>	<b>2008/2009</b>		<b>5.573.2</b>	<b>540.0</b>	<b>38.8</b>	<b>1.742.3</b>	<b>1.488.2</b>	<b>1.303.6</b>	<b>540.0</b>	<b>530.8</b>	<b>268.0</b>	<b>117.1</b>	<b>6.151.9</b>
	<b>2007/2008</b>		<b>5.728.3</b>			<b>1.439.0</b>	<b>1.034.8</b>	<b>1.342.7</b>	<b>1.532.6</b>	<b>239.7</b>	<b>79.7</b>	<b>5.728.3</b>	
<b>TH.CASES</b>	<b>2008/2009</b>		<b>304.2</b>	<b>54.0</b>	<b>7.8</b>	<b>87.4</b>	<b>83.6</b>	<b>71.5</b>	<b>34.3</b>	<b>14.0</b>	<b>6.3</b>	<b>366.0</b>	
	<b>2007/2008</b>		<b>302.2</b>			<b>71.3</b>	<b>54.8</b>	<b>72.9</b>	<b>82.8</b>	<b>12.5</b>	<b>4.7</b>	<b>302.2</b>	

Valdovinos y Araya Ltda.

Phone: 56 (53) 711612

Fax: 56 (72) 689090

e-mail: jmahumada@elrecreogroup.cl

Contact: Juan Manuel Ahumada

[www.elrecreogroup.cl](http://www.elrecreogroup.cl)

RUT: 77214760-0

Montepatria, Ovalle

Malloa, Rengo



## Exports by Destination Market

Season 2008/2009 (Tons)

PRODUCE	NORTH AMERICA		EUROPE			LATIN AMERIC	TOTAL TONS			TOTAL TH.CASES		
	EAST	WEST	CONT	RUS	UK		2008-09	2007-08	2006-07	2008-09	2007-08	2006-07
TABLE GRAPES	3.723.7	1.283.7	141.7	562.1	15.2	350.4	6.076.8	7.088.4	7.130.1	731.4	867.4	864.6
FLAME SDL GRAPE	2.612.5	856.0		15.7			3.499.6	4.208.6	3.920.7	423.3	508.9	476.4
R. GLOBE GRAPE	126.3	18.9	17.7	367.6		311.0	841.6	965.8	1.239.6	98.3	117.8	151.6
THOMPSON GRAPE	444.6	158.2	70.8	124.4		0.9	798.9	985.6	551.2	98.7	122.2	66.4
CRIMSON GRAPE	454.0	206.1		35.4		17.7	713.2	616.9	938.0	85.3	80.7	110.1
NOT DEF GRAPE	55.4	36.6	53.1	18.9		20.8	184.8	248.6	310.6	21.1	30.2	37.5
AUT. RY. GRAPE	20.5						20.5	60.6	48.4	2.5	7.4	5.7
PERLON GRAPE	6.3	7.9					14.2			1.7		
WH. SDL GRAPE	4.1						4.1			0.5		
SUGRAONE GRAPE								2.4	56.9		0.3	6.9
BLACK SDL GRAPE									44.9			5.5
RIBIER GRAPE									19.8			4.4
CHARTERS	3.541.3	1.137.1		562.1			5.240.5	6.042.2	5.957.6	632.9	739.8	722.9
LINERS	182.4	146.6	141.7		15.2	350.4	836.3	939.9	1.172.5	98.5	114.6	141.7
AIR FREIGHT								106.3			13.0	
TOTAL TONS	2008-09	3.723.7	1.283.7	141.7	562.1	15.2	350.4	6.076.8				
	2007-08	3.569.8	1.182.3	278.0	1.168.5	318.6	553.6		7.088.4			
	2006-07	4.654.6	863.4	252.8	271.4	255.4	360.2			7.130.1		
TOTAL TH.CASES	2008-09	451.7	155.0	17.3	68.5	1.7	37.2			731.4		
	2007-08	432.6	143.5	43.4	142.5	35.7	67.5				867.4	
	2006-07	563.9	104.4	33.3	33.1	28.4	43.9					864.6

## Exports by Consignee

Season 2008/2009 (Tons)

CONSIGNEE	MKT	GRAPE	FLAME SDL	R. GLOBE	THOMPSON	CRIMSON	NOT DEF	AUT. RY.	PERLON	WH. SDL	TOTAL	
Dayka & Hackett LLC	NAM	1.238.9	723.6	48.0	145.2	268.9	20.7	20.5	7.9	4.1	1.238.9	
Fisher Capespan	NAM	746.7	592.8		123.9	12.3	17.7				746.7	
Jac Vandenberg, Inc.	NAM	729.7	399.9		258.9	52.0	18.9				729.7	
Pacific Trellis Fruit	NAM	662.0	472.3	44.1	52.0	87.4			6.3		662.0	
Kopke Jr.Inc., William H.	NAM	647.0	569.1			77.9					647.0	
Dole Fresh Fruit Co.	NAM	438.9	438.9								438.9	
S.A. Imports, LLC	NAM	421.8	236.2		22.8	143.9	18.9				421.8	
Frutimport S. de R.L. de C.V.	LAT	249.5		232.7		16.8					249.5	
Frutimport S. de R.L. de C.V.	EUR	243.2		178.7	45.7		18.9				243.2	
De Groot International B.V.	EUR	124.0		17.7	70.8		35.4				124.0	
To Order	EUR	96.0	11.8	38.6	45.7						96.0	
Mayrsohn International Trading Co.	NAM	86.6	17.7	53.1			15.7				86.6	
OOO Mega Fruit	EUR	81.1	3.9	48.0	9.4	19.7					81.1	
Imdismol, S.A. de C.V.	LAT	80.1		57.5	0.9	0.9	20.8				80.1	
OOO Laim	EUR	70.8		70.8							70.8	
Neva Shipping Co	EUR	31.5		15.7		15.7					31.5	
Fruticola Carana	LAT	20.8		20.8							20.8	
OOO Inter Torg	EUR	18.9			18.9						18.9	
The Oppenheimer Group	NAM	18.0	18.0								18.0	
Worldwide Produce & Groceries	NAM	17.7				17.7					17.7	
Merimex Fruchthandel GmbH	EUR	17.7					17.7				17.7	
OOO Prodimport	EUR	15.7		15.7							15.7	
Richard Hochfeld Limited	EUR	15.2	15.2								15.2	
Ooo Divent	EUR	4.7			4.7						4.7	
TOTAL TONS	2008/2009		6.076.8	3.499.6	841.6	798.9	713.2	184.8	20.5	14.2	4.1	6.076.8
	2007/2008		7.088.4	4.208.6	965.8	985.6	616.9	248.6	60.6			7.088.4
	2006/2007		7.130.1	3.920.7	1.239.6	551.2	938.0	310.6	48.4			7.130.1
TOTAL TH.CASES	2008/2009		731.4	423.3	98.3	98.7	85.3	21.1	2.5	1.7	0.5	731.4
	2007/2008		867.4	508.9	117.8	122.2	80.7	30.2	7.4			867.4
	2006/2007		864.6	476.4	151.6	66.4	110.1	37.5	5.7			864.6





RUT: 99578700-8  
Av. Vitacura 5250 Of 1103  
Vitacura, Santiago

Quintay S.A., Exportadora  
Phone: 56 (2) 657 25 00  
Fax: 56 (2) 657 25 10  
e-mail: ricwill@quintayfruit.cl  
Contact: Ricardo Williamson

## Exports by Destination Market

Season 2008/2009 (Tons)

PRODUCE	NORTH AMERICA		FAR EAST	EUROPE			LATIN AMERICA	TOTAL TONS			TOTAL TH.CASES		
	EAST	WEST		CONT	RUS	UK		2008-09	2007-08	2006-07	2008-09	2007-08	2006-07
TABLE GRAPES	3,024.0	559.8	1,240.8	701.7	164.9	20.5	178.6	5,890.3	6,725.7	5,896.6	731.4	849.3	744.7
BLUEBERRIES	17.6	6.9	0.7					25.2	32.2	10.9	15.0	21.5	7.3
CHERRIES			1.7					1.7	105.5	16.8	0.3	21.1	3.4
NECTARINES									524.8			59.0	
KIWIFRUIT									244.1	544.8		24.4	54.5
AVOCADOS									64.5			5.8	
PLUMS									59.4	89.0		6.6	10.8
APRICOTS									43.0			6.6	
THOMPSON GRAPE	1,660.7	184.8	254.0	99.8	72.4		47.2	2,318.9	2,912.6	2,399.8	292.9	379.7	311.5
R. GLOBE GRAPE	334.5	112.3	712.5	570.4	76.8		78.3	1,884.8	1,211.6	1,406.8	232.0	147.8	171.0
CRIMSON GRAPE	656.1	192.1	90.2			9.5		947.8	1,148.6	1,047.7	115.5	142.6	134.9
NOT DEF GRAPE	31.5	17.3	110.4	31.5	15.7		53.1	259.5	157.6	33.5	31.7	19.8	4.1
FLAME SDL GRAPE	191.2	15.7						206.9	531.9	644.9	25.2	64.8	78.7
SUGRAONE GRAPE	143.5	34.4				11.0		188.9	271.1	157.4	23.9	34.9	19.2
AUT. RY. GRAPE	6.6	3.1	73.8					83.5	30.9	148.3	10.2	3.8	18.1
NOT DEF BLUEB	14.0	6.9						20.9	7.3		12.1	4.9	
HIGHBUSH BLUEB	3.6							3.6	24.9	5.7	2.4	16.6	3.8
BING CHERRY			1.7					1.7	88.7	15.2	0.3	17.7	3.0
BRIGTHW. BLUEB			0.7					0.7			0.5		
HAYWARD SUPERIOR GRAPE									244.1	544.8		24.4	54.5
CHARTERS	3,038.0	566.8		315.8	164.9	20.5		4,106.0	5,877.0	4,565.4	523.3	765.7	586.0
LINERS			1,240.8	385.9			106.3	1,732.9	1,856.1	1,808.5	211.3	215.9	209.6
LAND FREIGHT							72.4	72.4	49.5	178.4	8.8	5.4	21.3
AIR FREIGHT	3.6		2.4					6.0	16.5	5.7	3.2	7.4	3.8
TOTAL TONS	2008-09	3,041.6	566.8	1,243.2	701.7	164.9	20.5	178.6	5,917.3				
	2007-08	4,248.7	656.3	1,356.7	796.7	239.0	391.3	110.3		7,799.1			
	2006-07	3,448.8	544.8	467.9	1,116.9		232.8	746.9		6,558.1			
TOTAL TH.CASES	2008-09	389.1	72.5	152.1	87.7	20.1	3.3	21.8			746.7		
	2007-08	548.7	88.8	163.9	95.8	27.8	56.0	13.4				994.3	
	2006-07	434.8	71.5	55.5	134.9		33.9	90.1					820.6

## Exports by Consignee

Season 2008/2009 (Tons)

CONSIGNEE	MKT	GRAPE	BLUEB	CHERRY	THOMPSON	R. GLOBE	CRIMSON	NOT DEF	FLAME SDL	SUGRAONE	AUT. RY.	TOTAL
Jac Vandenberg, Inc.	NAM	3,018.3	22.4		1,655.3	312.0	698.2	48.8	155.8	138.6	9.7	3,040.7
Dole Fresh Fruit Co.	NAM	565.6			190.2	134.9	150.0		51.2	39.4		565.6
O-Melro Com	EUR	284.5				284.5						284.5
Wellcome Co.Ltd.	FAR	220.8			101.9	46.7	52.3	18.0			1.9	220.8
Capespan	EUR	205.6			99.8	74.3		31.5				205.6
Daum Trading Co., Ltd.	FAR	203.1			28.9	108.7	28.0	37.4				203.1
Easy Full Resources Ltd.	FAR	185.9				149.6		36.3				185.9
To Order	EUR	156.1			37.8	102.5		15.7				156.1
Targ Ban Sp. z o.o.	EUR	127.9				127.9						127.9
LordMayor S.A. de C.V.	LAT	88.6				35.4		53.1				88.6
Sooil Commerce & Transport, Inc.	FAR	73.8				73.8						73.8
Noble Freight Int L	FAR	73.8				73.8						73.8
OOO Inter Torq	EUR	73.6			34.6	39.0						73.6
Brimland Enterprises Corp.	FAR	71.9									71.9	71.9
Chinafaith Worldwide Limited	FAR	56.1		1.7		56.1						57.8
Chiao Chern Enterprise Corp.	FAR	56.1				56.1						56.1
Is Networks Corporation Ltd.	FAR	54.2			15.9	36.5	1.9					54.2
KPC Inc.	FAR	54.1			54.1							54.1
Dellafrutta Comercio Atacadista de Frutas Ltda.	LAT	52.3			23.6	28.7						52.3
Demeter Fruit King Hk Ltd.	FAR	37.4				37.4						37.4
To Order	FAR	36.4				36.4						36.4
Progressive Enterprises Limited	FAR	35.4			35.4							35.4
Mack Multiples	EUR	20.5					9.5			11.0		20.5
Distribuidora de Frutas Céu Azul Ltda	LAT	20.1			20.1							20.1
Others		118.4	2.8		21.3	70.5	8.0	18.7				121.2
TOTAL TONS	2008/2009	5,890.3	25.2	1.7	2,318.9	1,884.8	947.8	259.5	206.9	188.9	83.5	5,917.3
	2007/2008	6,725.7	32.2	105.5	2,912.6	1,211.6	1,148.6	157.6	531.9	271.1	30.9	7,799.1
	2006/2007	5,896.6	10.9	16.8	2,399.8	1,406.8	1,047.7	33.5	644.9	157.4	148.3	6,558.1
TOTAL TH.CASES	2008/2009	731.4	15.0	0.3	292.9	232.0	115.5	31.7	25.2	23.9	10.2	746.7
	2007/2008	849.3	21.5	21.1	379.7	147.8	142.6	19.8	64.8	34.9	3.8	994.3
	2006/2007	744.7	7.3	3.4	311.5	171.0	134.9	4.1	78.7	19.2	18.1	820.6

## Exports by Destination Market

Season 2008/2009 (Tons)

PRODUCE	EUROPE		FAR	NORTH AMERICA		LATIN	MIDDLE	TOTAL TONS			TOTAL TH.CASES		
	CONT	UK	EAST	EAST	WEST	AMERIC	EAST	2008-09	2007-08	2006-07	2008-09	2007-08	2006-07
TABLE GRAPES	1,213.8	1,582.6	891.5	378.9				4,163.8	4,708.0	3,837.0	536.9	651.1	533.9
APPLES	212.0	94.5	204.8	163.4			19.6	1,019.1	1,068.9	887.1	54.0	55.3	47.7
PEARS	249.2							361.0	321.5	234.8	33.1	32.0	16.5
KIWIFRUIT	87.4	144.5						231.8	223.1	132.2	23.2	22.4	13.2
PLUMS	77.7							77.7	101.4	78.8	10.2	13.9	11.2
CHERRIES					5.8			5.8	9.1	2.2	1.1	1.8	0.4
BLUEBERRIES									43.9			29.3	
THOMPSON GRAPE	425.5	478.2		88.1		2.7		994.6	1,292.8	909.4	137.3	194.4	139.8
CRIMSON GRAPE	17.3	590.9	256.5	116.5				981.1	958.2	1,101.2	122.6	121.5	142.1
R. GLOBE GRAPE	251.7		549.1			94.3		895.1	982.5	789.3	109.7	123.5	99.7
SUGRAONE GRAPE	247.5	362.2	50.6	73.8				734.1	830.3	543.0	91.5	119.0	69.5
RIBIER GRAPE	251.1							251.1	272.0	275.1	36.3	40.8	55.9
HAYWARD KIWIS	87.4	144.5						231.8	223.1	132.2	23.2	22.4	13.2
FUJI APPLE			185.2					185.2	416.9	129.2	9.3	20.8	6.5
RED CHIEF APPLE	68.8					110.9		179.7	141.0	127.0	9.7	7.3	6.9
GRANNIES APPLE	80.7			60.6		27.0		168.4	100.0	237.3	9.1	5.5	12.9
NOT DEF APPLE	26.0	29.8		61.0		50.3		167.1	188.9	66.3	9.0	10.1	3.5
FLAME SDL GRAPE	1.5	117.2	1.7	45.7				166.0	267.8	128.1	21.6	38.1	15.8
PACKHAMS PEAR	44.8					111.8		156.6	118.2	138.7	9.1	7.1	9.4
GA. BUCK. APPLE	16.0	60.1	19.6	24.0		14.9	19.6	154.1	88.2	62.8	8.2	4.6	3.3
LINERS	920.0	1,231.0	1,078.5	210.4		533.6	19.6	3,993.0	3,266.7	2,099.6	429.8	359.2	254.4
CHARTERS	68.4	590.6	17.7	332.0	5.8			1,014.4	2,055.2	2,279.8	123.6	287.6	266.3
LAND FREIGHT	851.8							851.8	1,142.5	792.6	105.0	157.7	102.3
AIR FREIGHT									11.4	0.009		1.2	0.001
TOTAL TONS	2008-09	1,840.1	1,821.6	1,096.2	542.3	5.8	533.6	19.6	5,859.2				
	2007-08	1,995.0	2,338.0	1,297.2	372.0		417.3			6,475.8			
	2006-07	1,425.7	2,017.7	551.1	891.9		265.3	20.4			5,172.1		
TOTAL TH.CASES	2008-09	220.3	226.4	118.9	54.8	1.1	35.8	1.0			658.5		
	2007-08	262.5	325.9	123.5	65.2		24.5				805.8		
	2006-07	183.1	270.6	58.1	90.8		19.2	1.1					623.0

## Exports by Consignee

Season 2008/2009 (Tons)

CONSIGNEE	MKT	GRAPE	APPLE	PEAR	KIWIS	PLUM	THOMPSON	CRIMSON	R. GLOBE	SUGRAONE	RIBIER	TOTAL	
Agricola Gloria Due S.R.L.	EUR	380.9	55.7	138.7	87.4	33.9	170.7		42.9	92.9	72.8	696.7	
Griffin & Brand Ltd.	EUR	621.0					145.2	346.9		112.1		621.0	
Grapes Direct Limited	EUR	619.9					186.5	142.6		213.0		619.9	
Begley Bros Ltd.	EUR	228.2	94.5		144.5		73.8	91.0		29.3		467.2	
Kingo Fruits Co., Ltd.	FAR	307.8	60.7					90.8	199.6	17.4		368.6	
Central Fruit BVBA	EUR	315.4					43.4		119.4	55.4	92.9	315.4	
Alefruit S.R.L.	EUR	204.2		34.1		35.7	130.4			32.0	41.8	274.0	
Lee Man Trading Company	FAR	272.8						84.9	137.1	15.5		272.8	
Anton Dürbeck GmbH	EUR	199.5					57.3	17.3	68.6	52.7	3.6	199.5	
Z&S Distributing, Inc	NAM	157.3	20.5				42.7	32.7		24.5		177.8	
To Order	LAT	35.1	117.8	22.8			2.7		32.4			175.6	
Earth Source Trading Inc.	NAM	107.6	62.7				16.2	31.5		31.5		170.3	
Noble Freight Int L	FAR	153.3						10.8	142.5			153.3	
Fresh Fruit Connections Inc.	NAM	87.0	60.6				11.5	52.3		17.7		147.6	
Frutas E. Sánchez S.L.	EUR		102.3	38.7								141.0	
Unifrutas E.U.A.	LAT		90.7	23.0								113.7	
Hars & Hagebauer B.V.	EUR	113.5					72.8	10.4		7.8		113.5	
Baby Fruit Import Export S.A.C	LAT		61.4	43.0								104.4	
To Order	EUR	48.2	22.7	9.9		8.1	6.9		20.8	8.0	8.2	88.8	
Andrés Báez González S.A.	EUR	15.8	21.1	27.9							5.2	64.8	
Import. Export. Hermanos Gago S.A.	LAT	53.1							53.1			53.1	
Nathel & Nathel, Inc.	NAM	27.0	19.6				17.7					46.6	
Sociedad Sofruver S.A.	LAT	8.7	35.4						8.7			44.1	
Oregon Foods S.A.C.	LAT		19.6	23.0								42.6	
Others			207.4	173.7			16.9	70.0	69.9	24.2	26.5	386.8	
TOTAL TONS	2008/2009		4,163.8	1,019.1	361.0	231.8	77.7	994.6	981.1	895.1	734.1	251.1	5,859.2
	2007/2008		4,708.0	1,068.9	321.5	223.1	101.4	1,292.8	958.2	830.3	272.0	6,475.8	
	2006/2007		3,837.0	887.1	234.8	132.2	78.8	909.4	1,101.2	789.3	543.0	275.1	5,172.1
TOTAL TH.CASES	2008/2009		536.9	54.0	33.1	23.2	10.2	137.3	122.6	109.7	91.5	36.3	658.5
	2007/2008		651.1	55.3	32.0	22.4	13.9	194.4	121.5	123.5	119.0	40.8	805.8
	2006/2007		533.9	47.7	16.5	13.2	11.2	139.8	142.1	99.7	69.5	55.9	623.0

RUT: 7831856-2  
 Bariloche 2273  
 Arica

## Exports by Destination Market

Season 2008/2009 (Tons)

PRODUCE	LATIN AMERIC	TOTAL TONS			TOTAL TH.CASES			
		2008-09	2007-08	2006-07	2008-09	2007-08	2006-07	
APPLES	4,635.2	4,635.2	3,223.2	4,141.5	230.3	161.2	202.2	
PEARS	1,162.2	1,162.2	1,471.7	1,425.2	64.6	81.8	79.2	
KIWIFRUIT				115.0			6.4	
PLUMS				72.0			4.8	
CHERRIES				4.3			0.2	
RY. GALA	APPLE	2,415.0	2,415.0	1,345.0	1,744.6	120.1	67.3	84.4
RED CHIEF	APPLE	1,432.6	1,432.6	1,122.9	992.2	71.1	56.1	48.8
PACKHAMS	PEAR	1,025.6	1,025.6	1,329.6	1,282.1	57.0	73.9	71.2
GRANNIES	APPLE	506.1	506.1	456.4	464.3	25.2	22.8	22.8
SCARLETT	APPLE	232.3	232.3	257.7	796.3	11.6	12.9	39.4
W. NELIS	PEAR	136.6	136.6	142.1	143.2	7.6	7.9	8.0
FUJI	APPLE	49.1	49.1	41.2	119.3	2.4	2.1	5.7
HAYWARD	KIWIS				115.0			6.4
FORTUNE	PLUM				54.0			3.6
RICH. D.	APPLE				13.1			0.5
GALA	APPLE				11.8			0.6
LARRY ANN	PLUM				11.7			0.8
B. AMBAR	PLUM				6.3			0.4
LAND FREIGHT		5,797.4	5,797.4	4,694.9	5,758.1	294.9	242.9	292.8
TOTAL TONS	2008-09	5,797.4	5,797.4					
	2007-08			4,694.9				
	2006-07			5,758.1				
TOTAL TH.CASES	2008-09	294.9				294.9		
	2007-08						242.9	
	2006-07							292.8

## Exports by Consignee

Season 2008/2009 (Tons)

CONSIGNEE	MKT	APPLE	PEAR	RY. GALA	RED CHIEF	PACKHAMS	GRANNIES	SCARLETT	W. NELIS	FUJI	TOTAL
Robema S C R L	LAT	1,674.8	162.3	769.3	708.5	114.4	159.7	35.3	47.9	2.0	1,837.1
To Order	LAT	619.4	64.5	396.9	117.6	57.5	71.5	25.5	7.1	7.8	683.9
Import. Y Negociaciones Navjama	LAT	102.9	474.8	19.6	1.0	470.7	4.9	72.5	4.0	4.9	577.7
Frutil e I.R.L.	LAT	391.0	81.6	219.5	82.3	48.4	63.7	21.6	33.3	3.9	472.7
Marcos Rojas Ureta	LAT	403.8	20.2	242.1	89.2	19.2	70.6		1.0	2.0	423.9
Bastifrut E.I.R.L.	LAT	306.7	47.4	195.0	63.7	27.2	28.4	11.8	20.2	7.8	354.1
L M Fruit e IRL	LAT	283.2	47.4	178.4	64.7	28.2	29.4	1.0	19.2	9.8	330.6
Daniel Arque Nina	LAT	316.5	13.1	91.1	198.0	13.1	27.4				329.6
Doris Pari Vargas	LAT	52.9	211.7	2.9		211.7	6.9	42.1		1.0	264.6
Elias Machaca	LAT	121.0		52.4	56.4		12.1				121.0
Frutilife S.A.C.	LAT	99.0	19.2	61.7	7.8	16.1	9.8	14.7	3.0	4.9	118.1
Mauro Quispe	LAT	94.1		93.1			1.0				94.1
Severo Arnez Escobar	LAT	48.4		28.2	11.1		4.0			5.0	48.4
Inv. Múltiples Tranpiero	LAT	45.1	2.0	23.5	14.7	2.0	4.9	2.0			47.1
Importaciones Niko	LAT	46.1	1.0	26.5	11.8	1.0	7.8				47.1
Eda Frut E.I.R.L.	LAT	9.8	14.1	3.9		14.1		5.9			23.9
Ruth Herrera Lagos	LAT	20.6	3.0	10.8	5.9	2.0	3.9		1.0		23.6
TOTAL TONS	2008/2009	4,635.2	1,162.2	2,415.0	1,432.6	1,025.6	506.1	232.3	136.6	49.1	5,797.4
	2007/2008	3,223.2	1,471.7	1,345.0	1,122.9	1,329.6	456.4	257.7	142.1	41.2	4,694.9
	2006/2007	4,141.5	1,425.2	1,744.6	992.2	1,282.1	464.3	796.3	143.2	119.3	5,758.1
TOTAL TH.CASES	2008/2009	230.3	64.6	120.1	71.1	57.0	25.2	11.6	7.6	2.4	294.9
	2007/2008	161.2	81.8	67.3	56.1	73.9	22.8	12.9	7.9	2.1	242.9
	2006/2007	202.2	79.2	84.4	48.8	71.2	22.8	39.4	8.0	5.7	292.8

### Exports by Destination Market

Season 2008/2009 (Tons)

PRODUCE	NORTH AMERICA		EUROPE		FAR EAST	MIDDLE EAST	TOTAL TONS			TOTAL TH.CASES		
	EAST	WEST	CONT	UK			2008-09	2007-08	2006-07	2008-09	2007-08	2006-07
TABLE GRAPES	1,947.1	267.1	269.4	458.3	89.5		3,031.4	3,606.1	2,176.6	412.4	522.8	310.6
APPLES	564.1	19.4	21.4	364.1	511.9	519.4	2,000.3	1,504.7	125.5	111.6	82.7	6.8
CHERRIES	183.0		1.1	19.2	89.6		292.9	47.9		57.9	9.5	
KIWIFRUIT	204.0	24.0					228.0	48.5	126.7	29.1	5.3	14.3
CLEMENTINES	180.8						180.8	92.4		33.1	19.2	
BLUEBERRIES	29.6						29.6	21.2		15.5	13.4	
FIGS				4.3			4.3	3.7		2.4	3.7	
MANDARINES								18.7			4.2	
APRICOTS									33.9			5.8
POMME GRANATES								3.6				0.9
THOMPSON GRAPE	1,279.7	202.1	196.1	195.6			1,873.5	2,046.0	1,241.4	255.8	298.7	186.7
RY. GALA APPLE	339.7			313.5	370.4	157.8	1,181.3	903.8	67.8	66.9	50.4	3.7
CRIMSON GRAPE	252.9			233.3	18.7		504.9	372.2	307.2	69.9	58.0	44.3
BROOKFLD APPLE	69.7				115.3	94.1	279.1			14.9		
BING CHERRY	151.1		1.1	19.2	89.6		261.0	47.9		51.5	9.5	
SUGRAONE GRAPE	160.2	28.1	67.2				255.6	133.1	25.2	37.5	18.7	3.1
GRANNIES APPLE	98.9					134.3	233.2	90.8	7.1	12.2	5.2	0.4
HAYWARD KIWIS	204.0	24.0					228.0	48.5	116.3	29.1	5.3	13.2
CLEMENUL. CLEMENT	180.8						180.8	92.4		33.1	19.2	
NOT DEF APPLE	48.3	19.4		50.6			179.8	72.9	30.1	11.1	3.9	1.6
BLACK SDL GRAPE	122.9	28.9					151.8	167.9	181.7	18.6	23.8	22.3
RED CHIEF APPLE			21.4		26.2	71.8	119.4	282.8		6.2	15.1	
R. GLOBE GRAPE	20.5	7.9			53.1		81.5	107.8		9.9	13.2	
CHARTERS	2,623.8	257.6	253.3	503.3	56.9		3,694.9	3,950.0	2,373.9	469.0	548.7	326.7
LINERS	471.5	52.8	37.5	338.3	621.3	519.4	2,040.8	1,346.3	82.6	184.3	94.5	9.6
AIR FREIGHT	13.4		1.1	4.3	12.8		31.6	46.9	9.8	8.7	17.5	2.0
<b>TOTAL TONS</b>	<b>2008-09</b>	<b>3,108.6</b>	<b>310.4</b>	<b>291.9</b>	<b>845.9</b>	<b>691.1</b>	<b>519.4</b>	<b>5,767.3</b>				
	2007-08	2,300.0	122.1	862.5	1,150.1	363.7	105.0		5,343.2			
	2006-07	1,264.4	71.6	466.0	664.3					2,466.3		
<b>TOTAL TH.CASES</b>	<b>2008-09</b>	<b>380.6</b>	<b>37.7</b>	<b>60.4</b>	<b>100.2</b>	<b>55.5</b>	<b>27.5</b>			<b>662.0</b>		
	2007-08	276.3	14.7	149.5	169.4	22.0	5.8				660.7	
	2006-07	152.9	8.5	82.3	94.6							338.3

### Exports by Consignee

Season 2008/2009 (Tons)

CONSIGNEE	MKT	GRAPE	APPLE	CHERRY	KIWIS	CLEMENT	THOMPSON	RY. GALA	CRIMSON	BROOKFLD	BING	TOTAL
Frank Donio Inc.	NAM	805.0	202.6	41.8	146.8	159.6	493.9	119.9	145.2	35.7	37.6	1,384.0
Sbrocco International, Inc.	NAM	982.0	245.5	137.4			703.2	163.5	80.5	13.8	109.6	1,364.9
W.M. Morrison Produce Ltd.	EUR	227.2	205.6				125.3	154.9	76.7			432.8
Wing Mau Trading Co., Ltd.	FAR		288.2	19.2				288.2			19.2	307.4
Sun Fresh International L.L.C.	NAM	267.1					202.1					267.1
Jupiter Marketing Ltd.	EUR	202.7		19.2			70.3		128.3		19.2	226.2
Global Fruit Point GmbH	EUR	196.8					144.0					196.8
Global Pacific Produce	EUR	28.4	158.6					158.6	28.4			186.9
Pandol Bros, Inc.	NAM	160.1					82.6		27.2			160.1
Ai Aziza Panda United Inc.	MID		159.5					48.8		70.4		159.5
To Order	MID		155.0							23.7		155.0
To Order	FAR	54.1	88.2					43.2	18.7	18.8		142.3
Stanley Orchards Sales, Inc.	NAM		96.7					56.3		20.2		96.7
Rekan Trading Co., Ltd.	FAR	35.4		38.4							38.4	73.8
Hillfresh International B.V.	EUR	72.6					52.1					72.6
Jawad & Majed Foods Co.	MID		62.5					43.3				62.5
Fresh Fruits Company Ltd.	MID		62.3					24.0				62.3
Condao Sea P.T.	FAR		57.5							57.5		57.5
Regatta Tropicals Ltd.	NAM				52.1							52.1
Abbar & Zainy Cold Stores	MID		41.7					41.7				41.7
Cheung Kee Transportation Ltd.	FAR		39.1							39.1		39.1
Hong Kong Kuen Fung Co.Ltd.	FAR		39.0					39.0				39.0
To Order	NAM		38.7									38.7
A.J. Trucco, Inc.	NAM				29.1							29.1
Others				59.8	36.9		21.3				36.9	119.2
<b>TOTAL TONS</b>	<b>2008/2009</b>		<b>3,031.4</b>	<b>2,000.3</b>	<b>292.9</b>	<b>228.0</b>	<b>180.8</b>	<b>1,873.5</b>	<b>1,181.3</b>	<b>504.9</b>	<b>279.1</b>	<b>5,767.3</b>
	2007/2008		3,606.1	1,504.7	47.9	48.5	92.4	2,046.0	903.8	372.2	47.9	5,343.2
	2006/2007		2,176.6	125.5		126.7		1,241.4	67.8	307.2		2,466.3
<b>TOTAL TH.CASES</b>	<b>2008/2009</b>		<b>412.4</b>	<b>111.6</b>	<b>57.9</b>	<b>29.1</b>	<b>33.1</b>	<b>255.8</b>	<b>66.9</b>	<b>69.9</b>	<b>14.9</b>	<b>662.0</b>
	2007/2008		522.8	82.7	9.5	5.3	19.2	298.7	50.4	58.0	9.5	660.7
	2006/2007		310.6	6.8		14.3		186.7	3.7	44.3		338.3

### Exports by Destination Market

Season 2008/2009 (Tons)

PRODUCE	EUROPE		NORTH AMERICA		LATIN AMERIC	FAR EAST	TOTAL TONS			TOTAL TH.CASES		
	CONT	RUS	EAST	WEST			2008-09	2007-08	2006-07	2008-09	2007-08	2006-07
APPLES	2.207,5		41.8	64.2			2.313,5	3.669,9	4.040,1	126,1	199,6	218,8
PEARS	1.457,9		46,6		89,7		1.594,2	1.867,9	1.641,4	101,8	121,4	97,3
TABLE GRAPES	283,5	31,5	710,4	171,3			1.196,7	1.966,8	2.251,1	157,5	236,2	292,2
PEACHES			179,1	21,3			200,4	279,1	795,8	26,7	36,1	99,9
NECTARINES			161,1	20,0			181,1	374,2	384,1	24,3	47,2	47,7
KIWIFRUIT	166,4						166,4	331,4	604,6	16,6	33,1	60,5
APRICOTS			23,6	7,3		2,5	33,4	51,2	38,5	5,6	8,3	6,1
CHERRIES	4,8		6,3			3,2	14,2	14,1	25,1	3,1	3,0	5,0
FIGS	8,0						8,0	2,6	0,9	4,9	2,6	0,4
RASPBERRIES	3,9						3,9			2,0		
PACKHAMS PEAR	1.291,2						1.291,2	1.415,9	1.210,6	84,2	92,3	73,7
GRANNIES APPLE	921,4			64,2			985,6	1.365,1	1.492,2	53,7	74,4	80,3
RICH. D. APPLE	702,6		20,4				723,0	868,0	1.253,3	39,6	47,3	68,5
FLAME SDL GRAPE	7,7		373,4	166,0			547,0	625,4	803,1	67,9	74,5	100,2
THOMPSON GRAPE	178,4	31,5	139,4	5,3			354,7	653,8	737,9	53,7	80,1	100,2
FUJI APPLE	339,9						339,9	411,6	616,1	18,3	22,2	33,3
RY. GALA APPLE	157,0		21,4				178,4	542,3	678,5	9,7	29,7	36,7
D'ANJOU PEAR	166,8						166,8	192,6	155,7	10,1	12,7	10,2
HAYWARD KIWIS	166,4						166,4	238,3	604,6	16,6	23,8	60,5
PERLETTE GRAPE	26,6		96,8				123,4	156,3	93,7	15,0	19,1	11,4
S. BARTL. PEAR					89,7		89,7	87,7	88,6	4,9	5,7	5,3
NOT DEF. GRAPE	35,4		50,4				85,8	142,6	28,5	10,5	15,1	4,4
C. PINK APPLE	80,0						80,0	152,4		4,4	8,4	
LINERS	4.018,8		32,1	112,7	89,7		4.253,3	5.423,3	5.204,0	287,2	331,8	352,5
CHARTERS	96,5	31,5	1.131,2	171,5			1.430,7	3.115,3	4.590,8	171,2	349,8	475,3
AIR FREIGHT	16,7		5,5				22,2	18,8	23,7	10,2	5,9	5,0
TOTAL TONS	2008-09	4.132,1	31,5	1.168,7	284,2	89,7	5,7	5.711,8				
TOTAL TONS	2007-08	5.896,1	315,6	1.667,4	457,6	218,9		8.557,4				
TOTAL TONS	2006-07	6.735,6		1.863,5	295,7	748,7			9.818,4			
TOTAL TH.CASES	2008-09	285,1	3,8	141,9	31,9	4,9	1,0			468,7		
TOTAL TH.CASES	2007-08	393,0	24,7	200,4	43,9	23,7				687,5		
TOTAL TH.CASES	2006-07	472,4		233,5	30,8	70,1					832,8	

### Exports by Consignee

Season 2008/2009 (Tons)

CONSIGNEE	MKT	APPLE	PEAR	GRAPE	PEACH	NECTARIN	PACKHAMS	GRANNIES	RICH. D.	FLAME SDL	THOMPSON	TOTAL
Solfrut International B.V.	EUR	1.054,6	454,3	133,7			393,3	392,1	391,0		98,3	1.804,3
De Groot International B.V.	EUR	634,3	861,8	68,4			756,0	231,4	228,0	7,7	16,5	1.585,9
Kopke Jr.Inc., William H.	NAM	21,4	46,6	539,2	193,1	144,0				328,3	57,5	981,6
Fisher Capespan	NAM			314,2						202,5	67,6	314,2
Frucom Hamburg GmbH & Co	EUR	221,1						83,9				221,1
Verdi Import B.V.	EUR	107,0	58,7	30,6			58,7	85,6	21,4		30,6	196,3
Magellan Farms	EUR	62,2	40,9	15,3			40,9	21,4	40,8		15,3	118,3
Beva Fruits	EUR	64,2		35,4				64,2				17,7
To Order	EUR		42,2	31,5			42,2				31,5	73,7
Seald Sweet LLC	NAM			28,3	7,2	37,1				8,7	19,7	72,6
R. Martinez S.A.	EUR	64,2						42,8	21,4			64,2
Arbola Produce, Inc.	NAM	64,2						64,2				64,2
Frutera del Litoral Cia. Ltda.	LAT		46,6									46,6
Unifrutas E.U.A.	LAT		23,3									23,3
M.L. Catania Co. Ltd.	NAM	20,4							20,4			20,4
Frutera Del Litoral Colombia	LAT		19,8									19,8
Super Quick Fresh Fruit Co.Ltd	FAR											5,7
TOTAL TONS	2008/2009		2.313,5	1.594,2	1.196,7	200,4	181,1	1.291,2	985,6	723,0	547,0	5.711,8
TOTAL TONS	2007/2008		3.669,9	1.867,9	1.966,8	279,1	374,2	1.415,9	1.365,1	868,0	625,4	8.557,4
TOTAL TONS	2006/2007		4.040,1	1.641,4	2.251,1	795,8	384,1	1.210,6	1.492,2	1.253,3	803,1	9.818,4
TOTAL TH.CASES	2008/2009		126,1	101,8	157,5	26,7	24,3	84,2	53,7	39,6	67,9	468,7
TOTAL TH.CASES	2007/2008		199,6	121,4	236,2	36,1	47,2	92,3	74,4	47,3	74,5	687,5
TOTAL TH.CASES	2006/2007		218,8	97,3	292,2	99,9	47,7	73,7	80,3	68,5	100,2	832,8

## Frutamerica S.A Exp.

Phone: 56 (2) 2314170

Fax: 56 (2) 3346395

e-mail: robertopalma@frutamerica.cl

Contact: Roberto Palma

RUT: 76294030-2

Los Conquistadores 2306

Providencia, Santiago



### Exports by Destination Market

Season 2008/2009 (Tons)

PRODUCE	LATIN AMERIC	NORTH AMERICA		FAR EAST	EUROPE	TOTAL TONS			TOTAL TH.CASES		
		EAST	WEST			2008-09	2007-08	2006-07	2008-09	2007-08	2006-07
TABLE GRAPES	1,111.2	1,224.9	148.7	970.0	63.9	3,518.7	5,836.2	4,118.7	436.5	700.1	505.6
PLUMS	586.0	36.2	51.1		29.7	703.0	462.2	1,247.6	81.2	59.1	150.9
PEACHES	332.3	151.9	120.9		28.8	633.9	932.6	509.2	78.1	113.3	62.6
NECTARINES	122.7	205.8	107.8		34.7	470.9	771.2	606.9	58.0	93.5	74.5
KIWIFRUIT	107.6					107.6	124.8	483.1	10.8	12.5	48.3
APRICOTS	5.2	45.7	20.3			71.2	77.6	58.5	11.1	11.4	8.4
WALNUTS					60.0	60.0			2.4		
APPLES	45.7					45.7	140.2	1,336.2	2.2	7.3	70.4
CHERRIES	5.7	26.5				32.2	31.1	21.6	6.4	6.2	4.3
PEARS								772.5			51.1
THOMPSON GRAPE	551.7	421.9	32.3	8.9	15.0	1,029.7	1,153.0	925.5	128.3	139.6	119.0
R. GLOBE GRAPE	408.6			473.6		882.1	2,540.8	1,622.9	107.6	295.6	195.1
CRIMSON GRAPE	58.8	218.1	9.8	391.0		677.7	691.4	227.8	82.9	85.1	29.1
ANGELENO PLUM	360.8					360.8	104.3	295.8	40.1	11.6	33.1
SUGRAONE GRAPE	17.7	170.0	12.5		18.6	218.9	193.1	55.5	28.6	24.2	7.8
RED SDL GRAPE	6.2	189.7	3.8			199.8	292.9	281.0	24.4	35.3	31.4
FLAME SDL GRAPE		90.0	76.7			166.7	335.3	335.9	20.3	40.9	40.8
EL. LADY PEACH	96.1		31.3		21.6	149.0	125.9	109.6	18.5	16.0	13.7
AUT. RY. GRAPE	15.1	22.8	13.5	96.5		147.9	266.6	73.8	18.0	32.5	8.9
LARRY ANN PLUM	101.6		21.0		9.6	132.2	100.5	184.7	15.9	16.5	24.8
HAYWARD KIWIS	107.6					107.6	124.8	483.1	10.8	12.5	48.3
RY. GLORY PEACH	91.8	1.4	10.4			103.6	73.4	53.4	12.0	9.3	6.3
AUG. RED NECTARIN	37.8	27.2	23.9			89.0	276.5	117.9	10.8	33.9	15.3
LINERS	1,631.2	31.5	394.3	891.2	201.0	3,149.3	4,972.9	4,593.0	377.5	575.1	459.3
CHARTERS		1,630.1	52.9	78.7	16.0	1,777.7	2,654.6	2,498.3	224.6	340.3	310.2
LAND FREIGHT	682.0					682.0	732.4	2,043.1	79.0	85.4	201.6
AIR FREIGHT	3.2	29.5	1.6			34.3	16.1	19.9	5.7	2.7	4.8
TOTAL TONS	2008-09	2,316.4	1,691.0	448.9	970.0	217.0	5,643.3				
	2007-08	4,356.3	1,945.1	630.0	883.3	561.2		8,376.0			
	2006-07	5,327.9	1,313.0	915.9	43.2	1,554.2			9,154.2		
TOTAL TH.CASES	2008-09	268.1	214.1	54.1	118.4	32.1			686.8		
	2007-08	495.3	246.3	77.3	107.7	76.9				1,003.4	
	2006-07	544.9	163.0	116.5	4.8	146.9					976.0

### Exports by Consignee

Season 2008/2009 (Tons)

CONSIGNEE	MKT	GRAPE	PLUM	PEACH	NECTARIN	KIWIS	THOMPSON	R. GLOBE	CRIMSON	ANGELENO	SUGRAONE	TOTAL	
Wal-Mart Stores, Inc.	NAM	1,032.8					296.0		200.7		170.0	1,032.8	
Kopke Jr.Inc., William H.	NAM	134.5	36.2	174.5	221.0		99.8		1.6			620.7	
G Y S Marketing S De R L De C	LAT	67.9	276.2	74.2	33.9		50.2	17.7		163.0		452.3	
Com. de Frutas Finas Tarahumara S.A. de C.V.	LAT	121.2	162.6	117.6	35.1		93.7	27.5		86.3		439.7	
Five Diamond Cold Storage Inc.	NAM	109.6	51.1	88.9	83.3		16.5				12.5	351.6	
Frutimport S. de R.L. de C.V.	LAT	227.7	28.1	25.4	7.6		81.8	110.5	28.3	21.6		288.7	
To Order	LAT	166.7	21.6	60.6	13.8		11.5	66.7	6.2		17.7	262.8	
Agropel Perazzati Ltda	LAT	119.2	44.9	8.1	7.4	42.9	119.2			44.9		249.7	
Prime Orchards Limited	FAR	229.4					8.9	212.5				229.4	
Cofix Import. e Export. de Frutas Ltda	LAT	89.0	22.7	6.3	12.1	41.7	59.4	22.5	7.1	22.7		173.7	
Chop Tong Guan Sdn Bhd	FAR	171.8						92.0	79.8			171.8	
Olympic Fruit B.V.	EUR	63.9	29.7	28.8	34.7		15.0				18.6	157.0	
Turners & Growers International	FAR	153.3						96.3	57.0			153.3	
Crown Fruits Enterprise Co.	FAR	125.0							36.5			125.0	
Park in Shop	FAR	109.1							109.1			109.1	
Distribuidora de Frutas Céu Azul Ltda	LAT	105.2					52.9	52.3				105.2	
Frutícola Cacique Ltda.	LAT	79.7				23.0	39.2	31.1	9.3			102.7	
Nathel & Nathel, Inc.	NAM	57.5		9.4	9.4		26.1		15.7			91.5	
To Order	FAR	90.5						36.4	54.1			90.5	
Grupo Dispensa, S.A.	LAT	70.9						60.4	7.9			70.9	
To Order	EUR											60.0	
Comercio de Frutas Otil Ltda.	LAT	28.3	22.3				26.7	1.6		22.3		50.6	
Frigoríficos de Rubio, SPR de RL FR CV	LAT		7.6	34.6								42.1	
Unifresh Marketing Llc	NAM	39.1					15.7		9.8			39.1	
Others		126.3		5.5	12.8		17.0	54.7	54.6			173.0	
TOTAL TONS	2008/2009		3,518.7	703.0	633.9	470.9	107.6	1,029.7	882.1	677.7	360.8	5,643.3	
	2007/2008		5,836.2	462.2	932.6	771.2	124.8	1,153.0	2,540.8	691.4	104.3	8,376.0	
	2006/2007		4,118.7	1,247.6	509.2	606.9	483.1	925.5	1,622.9	227.8	295.8	9,154.2	
TOTAL TH.CASES	2008/2009		436.5	81.2	78.1	58.0	10.8	128.3	107.6	82.9	40.1	686.8	
	2007/2008		700.1	59.1	113.3	93.5	12.5	139.6	295.6	85.1	11.6	24.2	1,003.4
	2006/2007		505.6	150.9	62.6	74.5	48.3	119.0	195.1	29.1	33.1	7.8	976.0



www.gonzagri.cl

RUT: 99556090-9  
Prat 330, Of.202  
Curicó

Gonzagri S.A, Exportadora

Phone: 56 (75) 543320  
Fax: 56 (75) 543327  
e-mail: exportadora@gonzagri.cl  
Contact: Sara Huerta C.

## Exports by Destination Market

Season 2008/2009 (Tons)

PRODUCE	NORTH AMERIC	FAR EAST	EUROPE		LATIN AMERIC	TOTAL TONS			TOTAL TH.CASES		
			CONT	RUS		2008-09	2007-08	2006-07	2008-09	2007-08	2006-07
APPLES	2.498.0	1.147.2	706.0	369.0	183.9	4.904.0	931.1	912.9	262.7	46.7	46.9
CHERRIES	383.8	50.0				433.8		6.4	86.8		1.3
BLUEBERRIES	187.3					187.3			98.4		
RY. GALA APPLE	1.684.7	25.2	327.5	27.6		2.065.0	83.7	240.6	112.6	4.3	13.2
FUJI APPLE	208.9	824.5			20.4	1.053.9	593.7	620.3	53.8	29.7	31.0
GRANNIES APPLE	604.4	105.7	64.5	60.4		835.0	40.9	13.2	45.3	2.1	0.7
BING CHERRY	366.2	40.9				407.1		6.4	81.4		1.3
RICH. D. APPLE			127.4	114.1	163.4	405.0		38.7	21.8		2.0
NOT DEF APPLE		122.6		55.3		177.9	212.8		9.4	10.6	
R. STARK. APPLE			22.4	111.5		133.9			7.4		
C. PINK APPLE			122.4			122.4			6.7		
NOT DEF BLUEB	80.7					80.7			40.2		
FUJI RO. APPLE		69.3				69.3			3.5		
BRIGHTHW. BLUEB	69.0					69.0			34.6		
BRAEBURN APPLE			41.8			41.8			2.3		
ONEIL BLUEB	24.8					24.8			15.1		
LINERS	2.689.6	1.195.7	644.3	42.2	183.9	4.755.6	931.1	810.0	320.7	46.7	41.4
CHARTERS	311.1		61.7	326.8		699.6		70.6	100.9		4.8
AIR FREIGHT	68.5	1.5				70.1			26.3		
LAND FREIGHT								38.7			2.0
TOTAL TONS	2008-09	3.069.2	1.197.2	706.0	369.0	183.9	5.525.2				
	2007-08		931.1					931.1			
	2006-07	239.8	640.8			38.7			919.3		
TOTAL TH.CASES	2008-09	312.4	67.8	37.9	20.2	9.6			447.9		
	2007-08		46.7							46.7	
	2006-07	14.1	32.1			2.0					48.2

## Exports by Consignee

Season 2008/2009 (Tons)

CONSIGNEE	MKT	APPLE	CHERRY	BLUEB	RY. GALA	FUJI	GRANNIES	BING	RICH. D.	NOT DEF	R. STARK.	TOTAL
Dandrea Produce Inc.	NAM	2.397.1	360.2	187.3	1.583.8	208.9	604.4	342.6				2.944.7
Kingo Fruits Co., Ltd.	FAR	893.8	50.0			824.5		40.9				943.8
Frucom Hamburg GmbH & Co	EUR	348.2			241.9		64.5					348.2
Trade Import Company Ltd.	EUR	271.5			27.6		39.6		86.5	35.7	82.0	271.5
Fruitas E. Sánchez S.L.	EUR	235.4			85.6				127.4		22.4	235.4
Huitong Economic Trade	FAR	233.0			25.2		85.2			122.6		233.0
F Y F Corp S.A.C.	LAT	143.0							143.0			143.0
Univeg Katope France	EUR	102.0										102.0
OOO Inter Torg	EUR	97.5					20.8		27.6	19.6	29.4	97.5
Paramount Export Co	NAM	85.6			85.6							85.6
Baby Fruit Import Export S.A.C	LAT	40.9				20.4			20.4			40.9
Shanghai New Long March Int. Trade	FAR	20.4					20.4					20.4
OOO Interfrut	EUR	20.4										20.4
Andes River Marketing Services Corp.	NAM		17.6					17.6				17.6
Wal-Mart Stores, Inc.	NAM	15.3			15.3							15.3
Kingo Fruits Co., Ltd.	NAM		6.0					6.0				6.0
TOTAL TONS	2008/2009	4.904.0	433.8	187.3	2.065.0	1.053.9	835.0	407.1	405.0	177.9	133.9	5.525.2
	2007/2008	931.1			83.7	593.7	40.9			212.8		931.1
	2006/2007	912.9	6.4		240.6	620.3	13.2	6.4	38.7			919.3
TOTAL TH.CASES	2008/2009	262.7	86.8	98.4	112.6	53.8	45.3	81.4	21.8	9.4	7.4	447.9
	2007/2008	46.7			4.3	29.7	2.1			10.6		46.7
	2006/2007	46.9	1.3		13.2	31.0	0.7	1.3	2.0			48.2



Comexport Ltda.  
 Phone: 56 (2) 3348867  
 Fax: 56 (2) 2342009  
 e-mail: info@comexport.cl  
 Contact: Gonzalo Varas

www.comexport.cl  
 RUT: 77979660-4  
 Av. 11 de Septiembre 2353 Of 1401  
 Providencia, Santiago



## Exports by Destination Market

Season 2008/2009 (Tons)

PRODUCE	EUROPE		LATIN	NORTH AMERICA		FAR	MIDDLE	TOTAL TONS			TOTAL TH.CASES		
	CONT	RUS	AMERIC	EAST	WEST	EAST	EAST	2008-09	2007-08	2006-07	2008-09	2007-08	2006-07
APPLES	335.8	1,072.0	663.1		42.8	101.3	159.2	2,374.2	2,355.6	2,523.0	127.3	125.2	132.4
TABLE GRAPES	14.4	1,528.7	292.1	200.3	110.2	135.4		2,281.1	1,384.1	1,155.4	278.5	168.8	138.8
PEARS	139.7	205.5	59.0					404.2		32.9	22.7		1.8
KIWIFRUIT	48.0	286.8						334.8	534.6	292.8	33.9	53.5	29.3
CHERRIES	0.7	13.6	1.3	53.1	23.6	24.1		117.0	106.1	51.5	23.6	20.5	10.3
PLUMS	0.7		4.5					5.2	70.1	211.7	0.6	7.8	23.5
PEACHES	0.9		1.3					2.2	3.3	3.2	0.3	0.4	0.4
NECTARINES			1.3					1.3	9.0	2.6	0.2	0.5	0.3
CLEMENTINES										19.0			2.2
GRANNIES APPLE	170.2	570.5	164.1				38.7	943.5	904.4	530.9	51.2	48.7	28.3
RY. GALA APPLE	165.6	152.5	249.5			60.6	100.0	728.2	344.3	772.6	38.4	17.8	39.6
THOMPSON GRAPE	14.4	660.7		3.5				678.6	79.2	288.4	84.5	9.7	35.2
R. GLOBE GRAPE		373.9	271.8			19.4		665.1	632.7	393.2	80.5	77.2	45.9
CRIMSON GRAPE		305.0		181.1	110.2	59.0		655.3	244.4	211.7	79.1	29.8	25.8
RICH. D. APPLE		349.0	191.7					540.7	901.4	730.2	29.1	47.8	39.1
PACKHAMS PEAR	139.7	184.7	59.0					383.4		6.4	21.5		0.3
HAYWARD KIWIS	48.0	286.8						334.8	513.8	232.5	33.9	51.4	23.2
T.SDL GRAPE		157.3				39.4		196.6	348.2	74.6	24.0	42.5	9.1
FUJI APPLE			37.5		42.8	20.4	20.4	121.1	91.9	208.7	6.5	4.8	10.8
BING CHERRY	0.7	13.6	1.3	53.1	23.6	24.1		117.0	99.2	51.5	23.6	19.2	10.3
NOT DEF GRAPE		31.8	20.2	15.7		17.6		85.4	7.9	99.3	10.4	1.0	12.1
NOT DEF APPLE			20.4			20.2		40.6	33.8	47.9	2.1	1.9	2.5
CHARTERS	79.3	3,068.9		149.7	132.0	16.8		3,446.7	2,910.1	1,183.8	331.4	277.1	105.3
LINERS	458.6	24.0	1,021.4	100.4	42.8	236.7	159.2	2,043.0	1,296.3	2,940.0	149.0	79.0	220.7
AIR FREIGHT	2.3	13.6	1.3	3.5	1.7	7.3		30.3	57.9	40.1	6.6	11.0	7.5
LAND FREIGHT									198.3	128.1		9.5	5.6
TOTAL TONS	2008-09	540.2	3,106.6	1,022.7	253.5	176.6	260.7	159.2	5,520.0				
	2007-08	9.1	3,191.8	876.3	13.8	35.3	255.5	80.8		4,462.6			
	2006-07	58.4	1,966.7	1,542.2	90.1	136.9	497.8			4,292.1			
TOTAL TH.CASES	2008-09	34.3	287.3	74.9	34.8	20.3	26.8	8.4			487.0		
	2007-08	1.8	289.6	50.1	2.7	7.1	21.2	4.3				376.7	
	2006-07	5.8	186.7	84.9	11.2	16.4	34.1						339.1

## Exports by Consignee

Season 2008/2009 (Tons)

CONSIGNEE	MKT	APPLE	GRAPE	PEAR	KIWIS	CHERRY	GRANNIES	RY. GALA	THOMPSON	R. GLOBE	CRIMSON	TOTAL
To Order	EUR	198.7	368.8	138.8	113.6		108.9		189.6	139.1		819.8
OOO Inter Torg	EUR	363.0	355.7	23.0	41.6		193.3	63.2	122.0	110.4	83.1	783.3
OOO Importer	EUR	111.1	346.6	69.4	78.2		53.5	57.6	140.1	64.9	90.3	605.3
OOO Consul	EUR	272.9	262.3		61.6		183.4	9.2	128.1	18.5	99.9	596.8
Stone Fruit	LAT	150.2	54.4	46.3			61.3	48.0		54.4		250.9
OOO Mega Fruit	EUR		178.7		39.8				80.8	40.9	31.7	218.4
Frucom Hamburg GmbH & Co	EUR	210.3					85.6	124.7				210.3
LGS Specialty Sales Ltd	NAM		200.3						3.5		181.1	200.3
Frutimport S. de R.L. de C.V.	EUR	126.3		69.3			31.4	22.4				195.6
Grupo Ramos	LAT	136.9	19.2				10.4	7.1		17.7		163.4
To Order	LAT	80.6	72.8	2.3			29.0	28.0		72.8		155.8
Almacenes Exito S.A.	LAT	81.7	71.7				40.9			71.7		153.5
To Order	MID	138.7					38.7	79.6				138.7
Bengard Marketing	NAM		110.2			23.6					110.2	133.8
Wing Mau Trading Co., Ltd.	FAR	40.4	78.7			5.7		40.4			39.4	124.9
Royal Van Namen B.V.	EUR	84.6		24.0			84.6					108.6
Imporfénix Ltda.	LAT	81.7	18.7					81.7				100.4
Chop Tong Guan Sdn Bhd	FAR	40.6	56.7							19.4	19.7	97.3
Jeicy Fruit S.A.	LAT	61.3					20.4	40.9				61.3
Hortifruiti, Inc.	LAT	20.1	36.4					20.1		36.4		56.5
Stanley Orchards Sales, Inc.	NAM	42.8										42.8
Fresh Advancements Inc.	NAM					42.0						42.0
Zerres & Co.Gmbh	EUR	40.9						40.9				40.9
Fruicola Carana	LAT	20.4	18.8							18.8		39.2
Others		70.8	31.1	31.1		45.6	2.2	64.3	14.4			180.2
TOTAL TONS	2008/2009		2,374.2	2,281.1	404.2	334.8	117.0	943.5	728.2	678.6	665.1	5,520.0
	2007/2008		2,355.6	1,384.1		534.6	106.1	904.4	344.3	79.2	632.7	4,462.6
	2006/2007		2,523.0	1,155.4	32.9	292.8	51.5	530.9	772.6	288.4	393.2	4,292.1
TOTAL TH.CASES	2008/2009		127.3	278.5	22.7	33.9	23.6	51.2	38.4	84.5	80.5	487.0
	2007/2008		125.2	168.8		53.5	20.5	48.7	17.8	9.7	77.2	376.7
	2006/2007		132.4	138.8	1.8	29.3	10.3	28.3	39.6	35.2	45.9	339.1





www.miemis.cl

RUT: 77725320-4  
Av. Las Condes 11400 Of. 51  
Vitacura. Santiago

Miemis Ltda, Comercial

Phone: 56 (2) 2175260  
Fax: 56 (2) 2175261  
e-mail: hectorcontreras@miemis.cl  
Contact: Hector Contreras

### Exports by Destination Market

Season 2008/2009 (Tons)

PRODUCE	NORTH AMERIC	EUROPE		FAR	LATIN	TOTAL TONS			TOTAL TH.CASES		
		CONT	UK	EAST	AMERIC	2008-09	2007-08	2006-07	2008-09	2007-08	2006-07
TABLE GRAPES	3.733.5	865.4	653.5	194.8	17.7	5.464.9	4.303.4	5.664.0	741.4	601.2	770.9
CRIMSON GRAPE	1.475.9	321.1	546.4	70.8		2.414.3	1.669.1	2.311.5	320.7	232.1	326.6
THOMPSON GRAPE	382.2	275.0	61.2			718.3	568.8	747.3	114.4	92.2	115.8
AUT. RY. GRAPE	483.5	36.6	45.9	67.3		633.3	495.1	657.7	76.7	70.7	83.0
R. GLOBE GRAPE	398.5	50.7		56.7		505.9	346.4	576.2	65.6	43.1	70.3
FLAME SDL GRAPE	425.4	46.7				472.1	763.8	723.6	62.3	99.4	89.4
PRINCESS GRAPE	117.2	94.9				212.0	43.8	71.4	35.5	5.4	10.7
RUBY SDL GRAPE	146.3	40.5				186.8	116.4	156.3	26.9	15.0	19.1
SUGRAONE GRAPE	167.4					167.4	105.9	159.5	20.4	12.9	22.9
BLACK SDL GRAPE	86.4					86.4	59.3	92.6	10.5	7.2	11.3
NOT DEF GRAPE	50.6				17.7	68.3	13.8	47.2	8.3	3.1	5.8
PRN. SEED. GRAPE							46.2	2.4		10.0	0.3
ROYAL SDL GRAPE							35.5	4.7		5.4	0.6
SPRM. SDL GRAPE							25.0	36.4		2.9	4.3
CHARTERS	3.423.2	706.4	483.4			4.612.9	4.039.0	4.691.0	628.3	555.6	613.4
LINERS	310.3	159.0	170.1	194.8	17.7	851.9	264.4	972.9	113.0	45.6	157.5
TOTAL TONS	2008-09	3.733.5	865.4	653.5	194.8	17.7	5.464.9				
	2007-08	2.080.2	1.066.6	1.156.6			4.303.4				
	2006-07	2.913.6	1.006.4	1.407.4	336.5			5.664.0			
TOTAL TH.CASES	2008-09	455.5	187.4	72.6	23.8	2.2			741.4		
	2007-08	253.4	196.8	151.0					601.2		
	2006-07	356.1	184.4	189.4	41.0						770.9

### Exports by Consignee

Season 2008/2009 (Tons)

CONSIGNEE	MKT	GRAPE	CRIMSON	THOMPSON	AUT. RY.	R. GLOBE	FLAME SDL	PRINCESS	RUBY SDL	SUGRAONE	BLACK SDL	TOTAL
Pro Fruit Marketing, Inc.	NAM	1.162.6	612.3	86.0	105.5	120.7	90.2	51.2	37.5	27.4	16.7	1.162.6
Pandol Bros, Inc.	NAM	896.1	238.8	70.8	215.7	113.4	128.8	1.5	35.5	56.7	34.9	896.1
Strocchio International, Inc.	NAM	880.5	363.2	92.4	97.8	70.1	65.5	64.4	31.6	44.3	15.8	880.5
Mack Multiples	EUR	596.8	489.7	61.2	45.9							596.8
Global Fruit Point GmbH	EUR	525.5	321.1	76.2		37.9	46.7	21.4	22.2			525.5
Chiquita Fresh North America	NAM	470.6	152.2	82.5	0.8	56.7	99.3		30.7	39.0	9.4	470.6
Dole Fresh Fruit Co.	NAM	323.7	109.4	50.5	63.8	37.8	41.6		11.0		9.6	323.7
Aartsenfruit Breda B.V.	EUR	153.0		79.6				73.4				153.0
Origin Fruit Direct BV	EUR	76.5		58.1					18.4			76.5
Kingo Fruits Co., Ltd.	FAR	70.8			17.7	53.1						70.8
Zerres & Co.GmbH	EUR	61.0		61.0								61.0
Ferreira Da Silva S.A.	EUR	49.4			36.6	12.8						49.4
Grapes Direct Limited	EUR	43.2	43.2									43.2
Khaisheh Trading Sdn Bhd	FAR	35.4			35.4							35.4
Seohyun Trading	FAR	35.4	35.4									35.4
UBM Corporation	FAR	35.4	33.7				1.8					35.4
Singapore Fruits Imp. Export	FAR	17.7	1.8		14.2	1.8						17.7
KNC Fresh Fruits Inc.	LAT	17.7										17.7
Kingo Fruits Co.	EUR	13.5	13.5									13.5
TOTAL TONS	2008/2009	5.464.9	2.414.3	718.3	633.3	505.9	472.1	212.0	186.8	167.4	86.4	5.464.9
	2007/2008	4.303.4	1.669.1	568.8	495.1	346.4	763.8	43.8	116.4	105.9	59.3	4.303.4
	2006/2007	5.664.0	2.311.5	747.3	657.7	576.2	723.6	71.4	156.3	159.5	92.6	5.664.0
TOTAL TH.CASES	2008/2009	741.4	320.7	114.4	76.7	65.6	62.3	35.5	26.9	20.4	10.5	741.4
	2007/2008	601.2	232.1	92.2	70.7	43.1	99.4	5.4	15.0	12.9	7.2	601.2
	2006/2007	770.9	326.6	115.8	83.0	70.3	89.4	10.7	19.1	22.9	11.3	770.9

Guillermo Prohens Sommella S.A.

Phone: 56 (51) 411241/411983

Fax: 56 (51) 411399

e-mail: gpsa@prohensgp.cl

Contact: Geysa Bruna

[www.prohens.com](http://www.prohens.com)

RUT: 96993660-7

Fundo Huancara S/N

Vicuña, Elqui



## Exports by Destination Market

Season 2008/2009 (Tons)

PRODUCE	NORTH AMERICA		EUROPE	TOTAL TONS			TOTAL TH.CASES		
	EAST	WEST		2008-09	2007-08	2006-07	2008-09	2007-08	2006-07
TABLE GRAPES	3.316.4	1.136.3	990.7	5.443.4	4.055.1	4.266.8	747.1	561.5	555.4
THOMPSON GRAPE	1.504.8	410.9	990.7	2.906.4	1.814.3	2.211.0	438.7	289.1	305.1
FLAME SDL GRAPE	1.765.4	707.6		2.473.1	2.209.5	2.032.3	300.6	268.6	247.5
SUGRAONE GRAPE	46.3	17.7		64.0			7.8		
B. MARRO GRAPE					15.7			1.9	
NOT DEF GRAPE					14.3	23.5		1.7	2.9
T.SDL GRAPE					0.8			0.10	
AUT. RY. GRAPE					0.5			0.1	
CHARTERS LINERS	3.316.4	1.065.4	975.4	5.357.3	3.827.4	3.706.8	735.0	516.8	464.7
		70.8	15.3	86.1	227.7	560.1	12.0	44.7	90.7
TOTAL TONS	2008-09	3.316.4	1.136.3	990.7	5.443.4				
	2007-08	2.600.7	561.1	893.3		4.055.1			
	2006-07	3.407.3	52.9	806.7			4.266.8		
TOTAL TH.CASES	2008-09	408.4	138.6	205.1			747.1		
	2007-08	316.2	68.1	177.2				561.5	
	2006-07	414.8	6.2	134.4					555.4

## Exports by Consignee

Season 2008/2009 (Tons)

CONSIGNEE	MKT	GRAPE	THOMPSON	FLAME SDL	SUGRAONE	TOTAL
The Oppenheimer Group	NAM	4.452.7	1.915.7	2.473.1	64.0	4.452.7
Direct Fruit Marketing DFM GmbH	EUR	413.0	413.0			413.0
Capespan	EUR	294.1	294.1			294.1
Origin Fruit Direct BV	EUR	139.8	139.8			139.8
Leo Pels Import B.V.	EUR	76.3	76.3			76.3
To Order	EUR	67.5	67.5			67.5
TOTAL TONS	2008/2009	5.443.4	2.906.4	2.473.1	64.0	5.443.4
	2007/2008	4.055.1	1.814.3	2.209.5		4.055.1
	2006/2007	4.266.8	2.211.0	2.032.3		4.266.8
TOTAL TH.CASES	2008/2009	747.1	438.7	300.6	7.8	747.1
	2007/2008	561.5	289.1	268.6		561.5
	2006/2007	555.4	305.1	247.5		555.4



RUT: 77837320-3  
Hijuela del Medio s/n. Fundo El Pidén.  
Coltauco, Rancagua

Cerro Poqui Ltda., Exportadora  
Phone: 56 (72) 463566 - 463567  
Fax: 56 (72) 463588  
e-mail: ccalderon@poqui.cl  
Contact: Cristian Calderon

## Exports by Destination Market

Season 2008/2009 (Tons)

PRODUCE	EUROPE		LATIN AMERIC	FAR EAST	TOTAL TONS			TOTAL TH.CASES		
	CONT	RUS			2008-09	2007-08	2006-07	2008-09	2007-08	2006-07
APPLES	1.244.8	1.897.8	60.5	101.1	3.304.2	3.111.0	3.929.2	180.0	170.1	213.0
PEARS	230.4	577.2	345.6		1.153.1	1.155.6	1.163.3	64.1	64.6	70.6
TABLE GRAPES	98.4	523.5			621.9	816.6	1.154.3	75.8	105.2	151.6
KIWIFRUIT	259.4		22.8		282.2	419.7		28.4	42.0	
PLUMS							34.7			3.9
GRANNIES APPLE	289.1	1.058.7	20.0		1.367.8	1.488.3	1.854.1	75.0	81.4	101.7
RY. GALA APPLE	844.6	220.3		101.1	1.165.9	645.8	1.192.1	62.8	35.0	63.3
PACKHAMS PEAR	207.4	412.4	175.1		794.8	913.7	671.6	44.2	51.2	38.4
RICH. D. APPLE		580.6	40.4		621.0	511.6	340.5	34.0	28.1	18.5
R. GLOBE GRAPE	35.4	315.7			351.1	361.7	332.4	42.8	44.1	45.9
HAYWARD KIWI	259.4		22.8		282.2	419.7		28.4	42.0	
S. BARTL. PEAR		85.2	170.5		255.7	104.8	302.1	14.2	5.8	16.9
SUGRAONE GRAPE	63.0	126.0			188.9	168.5	268.4	23.0	23.8	32.7
RED CHIEF APPLE	111.1				111.1	242.6	139.6	6.1	13.3	7.7
D'ANJOU PEAR	23.0	34.6			57.6	18.4	104.5	3.2	1.0	5.8
THOMPSON GRAPE		44.9			44.9		238.2	5.5		29.1
W. BOSCO PEAR		38.0			38.0			2.1		
GOLDEN APPLE		20.5			20.5	17.8		1.1	1.0	
CHARTERS	358.0	2.998.5			3.356.5	1.908.7	2.187.5	236.0	171.0	161.7
LINERS	1.475.0		428.9	101.1	2.004.9	3.594.2	4.008.5	112.3	210.9	272.6
LAND FREIGHT							85.6			4.7
TOTAL TONS	2008-09	1.833.0	2.998.5	428.9	101.1	5.361.4				
	2007-08	1.137.7	3.784.5	560.3	20.4		5.502.9			
	2006-07	1.751.0	3.185.4	1.046.7	224.7			6.281.6		
TOTAL TH.CASES	2008-09	118.2	200.2	24.6	5.3			348.3		
	2007-08	91.3	259.1	30.5	1.1				381.9	
	2006-07	126.3	241.2	55.7	11.7					439.0

## Exports by Consignee

Season 2008/2009 (Tons)

CONSIGNEE	MKT	APPLE	PEAR	GRAPE	KIWIS	GRANNIES	RY. GALA	PACKHAMS	RICH. D.	R. GLOBE	HAYWARD	TOTAL
Palmar Corporation	EUR	1.775.7	529.9	522.7		1.058.7	220.3	365.2	476.2	314.9		2.828.3
Frucom Hamburg GmbH & Co	EUR	802.5				123.0	679.5					802.5
Coo. Gran Frutta Zani	EUR	235.4	138.2		259.4	73.4	122.3	115.2			259.4	633.0
Salvi - Unacoa S.P.A.	EUR	171.2	92.2	35.4		57.1	42.8	92.2		35.4		298.8
Imporfénix Ltda.	LAT	20.2	253.4		22.8			129.0	20.2		22.8	296.5
OOO Prodimport	EUR	122.2	47.2	0.8				47.2	104.3	0.8		170.2
Jeicy Fruit S.A.	LAT	40.3	92.2			20.0		46.1	20.2			132.4
Solfruit International B.V.	EUR			63.0								63.0
Pomina Enterprise Co., Ltd.	FAR	60.6					60.6					60.6
Noble Freight Int L	FAR	40.4					40.4					40.4
Luis Vicente S.A.	EUR	35.7				35.7						35.7
TOTAL TONS	2008/2009	3.304.2	1.153.1	621.9	282.2	1.367.8	1.165.9	794.8	621.0	351.1	282.2	5.361.4
	2007/2008	3.111.0	1.155.6	816.6	419.7	1.488.3	645.8	913.7	511.6	361.7	419.7	5.502.9
	2006/2007	3.929.2	1.163.3	1.154.3		1.854.1	1.192.1	671.6	340.5	332.4		6.281.6
TOTAL TH.CASES	2008/2009	180.0	64.1	75.8	28.4	75.0	62.8	44.2	34.0	42.8	28.4	348.3
	2007/2008	170.1	64.6	105.2	42.0	81.4	35.0	51.2	28.1	44.1	42.0	381.9
	2006/2007	213.0	70.6	151.6		101.7	63.3	38.4	18.5	45.9		439.0



Delifruit S.A

Phone: 56 (72) 227066

Fax: 56 (72) 227956

e-mail: jptorrealba@delifruit.cl

Contact: Juan Pablo Torrealba

RUT: 76370010-0

German Riesco 230 of 103

Rancagua



## Exports by Destination Market

Season 2008/2009 (Tons)

PRODUCE	NORTH AMERICA		EUROPE			FAR	LATIN	TOTAL TONS			TOTAL TH.CASES		
	EAST	WEST	CONT	RUS	UK	EAST	AMERIC	2008-09	2007-08	2006-07	2008-09	2007-08	2006-07
NECTARINES	891.6	251.2	122.9	41.2	2.1	506.8	31.5	1,847.5	2,714.4	2,142.8	224.8	355.3	265.5
TABLE GRAPES	963.1	56.7	1.4			37.4	66.4	1,125.0	461.0	156.7	137.3	56.3	17.3
PLUMS	450.6	80.0	424.6	3.7	20.9		79.5	1,059.4	1,283.3	1,600.2	152.2	170.1	217.9
PEACHES	635.0	278.3	47.5				9.1	969.9	1,150.8	1,078.8	126.2	147.6	139.6
KIWIFRUIT			67.2					67.2			6.7		
CHERRIES	40.3	1.8	8.1				2.7	52.8	30.4	83.6	10.2	6.1	16.6
QUINCES	38.2							38.2	59.7	31.9	4.8	8.0	4.0
APRICOTS	16.3	5.8						22.1	21.9		3.7	3.6	
FIGS									0.5			0.5	
PLUMCOTS										25.7			4.2
CRIMSON GRAPE	462.5	38.6					0.8	501.8	406.1	78.0	61.2	49.2	8.6
THOMPSON GRAPE	364.2	18.1	1.4					383.6	2.5	34.1	46.9	0.3	3.8
ART. SNOW NECTARIN	56.8	30.3	19.3			236.9	22.5	365.8	686.0	714.2	42.6	89.2	89.0
ANGELENO PLUM	24.1	7.4	229.1				22.5	283.0	117.1	362.4	48.1	22.5	53.8
ROYSUM PLUM			161.7				44.9	206.7	152.6	247.3	34.4	30.2	40.4
SM. DIAM. NECTARIN	117.6	34.9	12.3				3.9	168.7	179.8	183.9	21.1	24.7	22.5
E RICH PEACH	73.8	33.8	37.4					145.0	107.3	105.0	19.7	14.3	13.8
B. AMBAR PLUM	116.2	22.5					4.1	142.7	243.4	307.2	17.7	29.9	38.4
SUP. QUEEN NECTARIN	103.6	29.7						133.2	117.3	97.8	17.3	15.1	12.5
BR. PEARL NECTARIN	18.7	8.4				93.6		120.7	57.3	12.7	13.9	6.7	1.7
SP. RED NECTARIN	73.1	22.3	22.3				1.0	118.7	125.9	102.4	13.8	16.0	12.4
ZEE LADY PEACH	75.9	26.7					3.0	105.6	166.3	55.0	13.7	20.8	7.3
NOT DEF PEACH	87.9	17.5						105.4	71.5	68.7	13.4	9.1	9.0
CHARTERS	2,783.7	532.3	481.3	44.9	20.9			3,863.1	4,378.2	3,806.8	506.7	575.0	508.3
LINERS	199.6	139.7	182.3			544.2	30.3	1,096.0	1,244.6	838.9	130.3	158.2	100.2
LAND FREIGHT							156.3	156.3	67.4	419.4	18.1	7.5	47.0
AIR FREIGHT	51.9	1.8	8.1		2.1	2.7		66.6	31.9	54.6	10.8	6.6	9.6
TOTAL TONS	2008-09	3,035.2	673.8	671.6	44.9	23.0	546.9	186.6	5,182.0				
	2007-08	2,591.6	1,172.3	1,129.1		17.0	558.8	253.4		5,722.1			
	2006-07	2,372.3	845.6	730.6		48.6	542.2	580.3			5,119.7		
TOTAL TH.CASES	2008-09	379.6	85.8	108.6	5.0	4.1	61.4	21.5			665.9		
	2007-08	318.3	146.1	188.5		3.4	62.9	28.1				747.3	
	2006-07	308.0	96.3	124.0		9.1	62.4	65.3					665.1

## Exports by Consignee

Season 2008/2009 (Tons)

CONSIGNEE	MKT	NECTARIN	GRAPE	PLUM	PEACH	KIWIS	CRIMSON	THOMPSON	ART. SNOW	ANGELENO	ROYSUM	TOTAL	
Pacific Trellis Fruit	NAM	219.9	605.8	57.4	231.6		406.6	180.3	25.9			1,129.9	
Wal-Mart Stores, Inc.	NAM	247.5	359.0	274.9	223.4		78.7	162.6	20.4	21.8		1,104.8	
Dayka & Hackett LLC	NAM	261.0	55.1	113.0	237.1		15.7	39.4	6.2	7.4		671.1	
Capespan	EUR	85.8	1.4	408.1	9.6			1.4	19.3	210.4	143.0	509.5	
Pro Fruit Marketing, Inc.	NAM	128.3		20.9	92.3				9.7	2.4		279.5	
Glitter Gem Enterprise Co., Ltd.	FAR	168.5	37.4						85.7			208.5	
H. E. Butt Grocery Company	NAM	127.6		9.1	60.3				2.6			197.1	
Ballantine Produce Co., Inc.	NAM	64.1		24.1	40.2							166.6	
Chiquita Fresh North America	NAM	94.5		31.1	28.5				22.3			158.1	
Silvestrin Frutas Ltda.	LAT	22.5	66.4	45.0	0	0	0.8	0	22.5	22.5	22.5	133.8	
To Order	FAR	105.2							64.8			105.2	
PYH Perng Trading Co., Ltd.	FAR	83.7							21.6			83.7	
Arc Eurobanan S.L.	EUR					67.2						67.2	
To Order	EUR	37.2		18.7						18.7		55.9	
OOO Importer	EUR	41.2		3.7								44.9	
Brimland Enterprises Corp.	FAR	43.2							21.6			43.2	
Seabrex Rotterdam B.V.	EUR				37.9							37.9	
L.P.D. Import. & Exportacao Ltda.	LAT			22.5							22.5	22.5	
Chiao Yaow Trading Co., Ltd.	FAR	21.6							21.6			21.6	
Fruitech Co., Ltd.	FAR	21.6							21.6			21.6	
Long Oasis Limited	FAR	21.6										21.6	
Crown Fruits Enterprise Co.	FAR	21.3										21.3	
Imdismol, S.A. de C.V.	LAT	6.0		8.1	6.0							20.2	
Others		25.3		22.7	3.0						18.7	56.5	
TOTAL TONS	2008/2009		1,847.5	1,125.0	1,059.4	969.9	67.2	501.8	383.6	365.8	283.0	206.7	5,182.0
	2007/2008		2,714.4	461.0	1,283.3	1,150.8		406.1	2.5	686.0	117.1	152.6	5,722.1
	2006/2007		2,142.8	156.7	1,600.2	1,078.8		78.0	34.1	714.2	362.4	247.3	5,119.7
TOTAL TH.CASES	2008/2009		224.8	137.3	152.2	126.2	6.7	61.2	46.9	42.6	48.1	34.4	665.9
	2007/2008		355.3	56.3	170.1	147.6		49.2	0.3	89.2	22.5	30.2	747.3
	2006/2007		265.5	17.3	217.9	139.6		8.6	3.8	89.0	53.8	40.4	665.1

## Exports by Destination Market

Season 2008/2009 (Tons)

PRODUCE	EUROPE		NORTH AMERICA		FAR	TOTAL TONS			TOTAL TH.CASES		
	CONT	UK	EAST	WEST	EAST	2008-09	2007-08	2006-07	2008-09	2007-08	2006-07
TABLE GRAPES	1,541.7	624.9	1,516.7	157.4	100.4	3,941.2	3,002.2	1,745.6	615.6	522.5	285.9
KIWIFRUIT	892.6				313.6	1,206.2	601.6	495.9	120.6	60.2	49.6
CRIMSON GRAPE	264.4	192.5	859.4	155.9	100.4	1,572.5	1,709.7	988.8	223.4	286.8	157.7
HAYWARD KIWIS	892.6				291.2	1,183.8	601.6	495.9	118.4	60.2	49.6
THOMPSON GRAPE	632.3	172.2	232.3			1,036.8	681.1	271.1	163.4	128.8	47.4
PRINCESS GRAPE	70.6	105.1	143.9	1.6		321.2			51.8		
R. GLOBE GRAPE	273.0	7.2	6.4			286.6	203.6	244.1	44.4	31.0	34.6
SUPERIOR GRAPE	156.6	51.4				208.0	175.8	164.6	46.1	38.6	35.4
SUGRAONE GRAPE	143.8	53.4				197.2	7.1		43.5	1.4	
FLAME SDL GRAPE		43.2	104.7			147.9	190.0	62.2	22.1	28.8	7.6
NOT DEF GRAPE	1.0		113.5			114.5			14.0		
AUT. RY. GRAPE			56.6			56.6	20.6		6.9	4.0	
NOT DEF KIWIS					22.4	22.4			2.2		
ALMERIA GRAPE							14.4			3.2	
SUP. SDL GRAPE								14.9			3.3
LINERS	1,681.5	23.0	472.9		414.0	2,591.4	1,201.0	492.0	352.9	169.4	61.2
CHARTERS	752.8	601.9	1,043.8	157.4		2,556.0	2,402.8	1,749.5	383.3	413.3	274.3
TOTAL TONS	2008-09	2,434.4	624.9	1,516.7	157.4	414.0	5,147.5				
	2007-08	1,424.1	1,074.5	398.3	393.2	313.6	3,603.8				
	2006-07	751.8	543.9	279.5	298.3	201.6		2,241.5			
TOTAL TH.CASES	2008-09	369.0	119.4	185.0	19.2	43.6			736.2		
	2007-08	232.4	222.4	48.6	48.0	31.4			582.7		
	2006-07	112.7	115.6	34.1	36.4	20.2					335.5

## Exports by Consignee

Season 2008/2009 (Tons)

CONSIGNEE	MKT	GRAPE	KIWIS	CRIMSON	HAYWARD	THOMPSON	PRINCESS	R. GLOBE	SUPERIOR	SUGRAONE	FLAME SDL	TOTAL	
Fisher Capespan	NAM	1,074.7		613.6		172.4	145.4	6.4			35.4	1,074.7	
Capespan	EUR	939.0		190.4		379.3	101.7	31.6	89.2	103.6	43.2	939.0	
Fruttital Distribuzione S.R.L.	EUR	256.1	448.0		448.0	56.5		118.6	43.2	37.8		704.1	
Kopke Jr.Inc., William H.	NAM	599.5		401.7		59.9					69.3	599.5	
Hermanos Fernández López S.A.	EUR		332.6		332.6							332.6	
Port International GmbH	EUR	309.4		156.4		69.8	32.4	50.8				309.4	
Pomina Enterprise Co., Ltd.	FAR	100.4	134.4	100.4	134.4							234.8	
Anaco & Greeve International B.V.	EUR	226.3				138.8			63.0	24.6		226.3	
Kingo Fruits Co., Ltd.	FAR		156.8		156.8							156.8	
CMR Holland B.V.I.O.	EUR	131.8		28.4		50.0	37.2	16.2				131.8	
Grapes Direct Limited	EUR	113.0		61.0		52.0						113.0	
CMR Group	EUR		112.0		112.0							112.0	
Magellan Farms	EUR	63.0						63.0				63.0	
Jupiter Marketing Ltd.	EUR	52.6		20.6		27.5	4.5					52.6	
To Order	EUR	52.0				14.2			12.6	25.2		52.0	
Zimpelmann Agentur GmbH	EUR	23.5				16.5				6.0		23.5	
To Order	FAR		22.4									22.4	
TOTAL TONS	2008/2009		3,941.2	1,206.2	1,572.5	1,183.8	1,036.8	321.2	286.6	208.0	197.2	147.9	5,147.5
	2007/2008		3,002.2	601.6	1,709.7	601.6	681.1		203.6	175.8	7.1	190.0	3,603.8
	2006/2007		1,745.6	495.9	988.8	495.9	271.1		244.1	164.6		62.2	2,241.5
TOTAL TH.CASES	2008/2009		615.6	120.6	223.4	118.4	163.4	51.8	44.4	46.1	43.5	22.1	736.2
	2007/2008		522.5	60.2	286.8	60.2	128.8		31.0	38.6	1.4	28.8	582.7
	2006/2007		285.9	49.6	157.7	49.6	47.4		34.6	35.4		7.6	335.5



## Exports by Destination Market

Season 2008/2009 (Tons)

PRODUCE	LATIN AMERIC	EUROPE		NORTH AMERICA		FAR EAST	MIDDLE EAST	TOTAL TONS			TOTAL TH.CASES		
		CONT	RUS	EAST	WEST			2008-09	2007-08	2006-07	2008-09	2007-08	2006-07
APPLES	1.884.7	465.5	161.5			177.8	21.2	2.710.7	1.360.8	1.308.3	149.5	75.6	70.0
TABLE GRAPES	247.3	34.4	595.1					876.8	1.119.8	485.1	97.0	121.3	53.0
PEARS	598.4		41.9					640.4	177.4	189.8	35.5	9.9	10.5
KIWI FRUIT	22.4	134.4	241.9		22.4	39.3		460.4	329.2	194.8	49.7	32.9	19.6
CHEERRIES	18.0	14.0		193.4	15.0			240.5	171.9	88.4	48.1	34.4	17.5
PLUMS	44.0							44.0	95.0	115.8	4.9	11.2	16.1
NECTARINES	29.0							29.0	29.1	24.2	3.2	3.4	2.9
ORANGES	21.9							21.9			1.4		
PEACHES	5.6							5.6	15.0	15.7	0.6	1.7	1.8
BLUEBERRIES				2.4				2.4			0.5		
RY. GALA APPLE	1.109.8	229.7	17.8			59.3	21.2	1.437.9	479.7	659.0	76.7	24.9	34.3
R. GLOBE GRAPE	238.4	18.7	319.7					576.9	694.9	313.4	60.5	69.9	32.0
PACKHAMS PEAR	576.3							576.3	101.4	135.1	31.9	5.6	7.5
GRANNIES APPLE	357.9	21.4	143.7					522.9	207.4	222.5	27.7	11.2	11.9
HAYWARD KIWIS	22.4	134.4	241.9		22.4	39.3		460.4	308.4	194.8	49.7	30.8	19.6
RICH. D. APPLE	375.7							375.7	217.9	128.1	19.6	11.4	6.7
THOMPSON GRAPE		7.1	275.4					282.5	256.3	97.3	34.4	31.2	11.9
BING CHERRY	18.0	14.0		147.2	1.1			180.4	171.9	88.4	36.0	34.4	17.5
BRAEBURN APPLE	10.9	132.4						143.2	110.9	90.6	11.2	8.9	6.0
C. PINK APPLE	3.2	82.0						85.2	53.3		6.7	4.3	
FUJI APPLE	15.0					59.8		74.8		60.7	3.9		3.2
NOT DEF CHERRY				46.2	13.9			60.1			12.0		
NOT DEF APPLE						58.7		58.7	84.9		3.1	4.3	
LINERS	2.631.2	618.6	21.4		22.4	217.1		3.510.7	1.750.8	1.633.6	215.5	107.3	102.8
CHARTERS		15.7	1.019.0	141.1	13.9			1.189.8	1.338.8	644.1	139.7	150.1	65.3
LAND FREIGHT	240.1						21.2	261.4	83.0	62.1	21.2	7.8	6.8
AIR FREIGHT		14.0		54.7	1.1			69.8	125.7	82.3	13.9	25.1	16.3
<b>TOTAL TONS</b>	<b>2008-09</b>	<b>2.871.3</b>	<b>648.4</b>	<b>1.040.4</b>	<b>195.8</b>	<b>37.4</b>	<b>217.1</b>	<b>21.2</b>	<b>5.031.6</b>				
	<b>2007-08</b>	<b>1.241.1</b>	<b>260.4</b>	<b>1.310.3</b>	<b>134.2</b>	<b>16.7</b>	<b>335.7</b>			<b>3.298.3</b>			
	<b>2006-07</b>	<b>1.315.5</b>	<b>92.2</b>	<b>743.8</b>	<b>101.4</b>	<b>13.5</b>	<b>155.8</b>				<b>2.422.1</b>		
<b>TOTAL TH.CASES</b>	<b>2008-09</b>	<b>166.1</b>	<b>54.0</b>	<b>107.9</b>	<b>39.1</b>	<b>5.2</b>	<b>16.8</b>	<b>1.2</b>			<b>390.3</b>		
	<b>2007-08</b>	<b>77.3</b>	<b>21.9</b>	<b>139.6</b>	<b>26.8</b>	<b>3.3</b>	<b>21.3</b>					<b>290.4</b>	
	<b>2006-07</b>	<b>76.9</b>	<b>11.7</b>	<b>73.7</b>	<b>15.9</b>	<b>2.7</b>	<b>10.4</b>						<b>191.3</b>

## Exports by Consignee

Season 2008/2009 (Tons)

CONSIGNEE	MKT	APPLE	GRAPE	PEAR	KIWIS	CHERRY	RY. GALA	R. GLOBE	PACKHAMS	GRANNIES	HAYWARD	TOTAL
Imporfénix Ltda.	LAT	809.2	8.9	399.9	22.4	7.9	496.0		399.9	178.8	22.4	1.248.3
Frutera del Litoral Cia. Ltda.	LAT	384.1	145.6				271.3	145.6				529.7
Jeicy Fruit S.A.	LAT	382.5		130.2			170.8		130.2	109.0		512.7
Univeg Import SA	EUR	444.1			22.4		229.7				22.4	466.5
OOO Vostok	EUR	17.8	242.3		41.6			126.0		17.8	41.6	301.7
Frutimport S. de R.L. de C.V.	EUR	66.1	112.7	41.9	38.5			112.7		66.1	38.5	259.1
OOO Consul	EUR	59.7	94.9		95.3			47.7		59.7	95.3	250.0
To Order	EUR	17.8	145.2		20.8	3.8	17.8	33.5			20.8	187.7
Frutera Del Litoral Colombia	LAT	136.8	20.8	23.2			132.3	20.8	23.2	4.6		180.8
R.J.U. Com. Benef. de Frutas y Verduras Ltda.	LAT	44.0	18.9					18.9		44.0		141.5
Kopke Jr.Inc., William H.	NAM					126.4						126.4
Green And Fresh E.U.	LAT	39.5	17.7	45.2			39.5	17.7	23.0			102.4
Van Rijn Trading	EUR	21.4			67.2					21.4	67.2	88.6
Solfruit International B.V.	EUR		18.7		44.8	5.0		18.7			44.8	68.5
Vanguard Marketing Services LLC	FAR	39.5			22.4		39.5				22.4	61.9
Brimland Enterprises Corp.	FAR	59.4										59.4
OOO Inter Torq	EUR				45.7						45.7	45.7
Nelsimar S.A.	LAT	44.7										44.7
Fruitech Co., Ltd.	FAR	39.5										39.5
LordMayor S.A. de C.V.	LAT		35.4					35.4				35.4
Contel Fresh, Inc.	NAM					27.3						27.3
Frutera Del Litoral North Amer	NAM					24.9						24.9
Trinity Fruit Sales Co.	NAM				22.4						22.4	22.4
Vialo S.R.L.	LAT	22.3										22.3
Others		82.1	15.7		16.9	45.1	41.0			21.5	16.9	184.0
<b>TOTAL TONS</b>	<b>2008/2009</b>	<b>2.710.7</b>	<b>876.8</b>	<b>640.4</b>	<b>460.4</b>	<b>240.5</b>	<b>1.437.9</b>	<b>576.9</b>	<b>576.3</b>	<b>522.9</b>	<b>460.4</b>	<b>5.031.6</b>
	<b>2007/2008</b>	<b>1.360.8</b>	<b>1.119.8</b>	<b>177.4</b>	<b>329.2</b>	<b>171.9</b>	<b>479.7</b>	<b>694.9</b>	<b>101.4</b>	<b>207.4</b>	<b>308.4</b>	<b>3.298.3</b>
	<b>2006/2007</b>	<b>1.308.3</b>	<b>485.1</b>	<b>189.8</b>	<b>194.8</b>	<b>88.4</b>	<b>659.0</b>	<b>313.4</b>	<b>135.1</b>	<b>222.5</b>	<b>194.8</b>	<b>2.422.1</b>
<b>TOTAL TH.CASES</b>	<b>2008/2009</b>	<b>149.5</b>	<b>97.0</b>	<b>35.5</b>	<b>49.7</b>	<b>48.1</b>	<b>76.7</b>	<b>60.5</b>	<b>31.9</b>	<b>27.7</b>	<b>49.7</b>	<b>390.3</b>
	<b>2007/2008</b>	<b>75.6</b>	<b>121.3</b>	<b>9.9</b>	<b>32.9</b>	<b>34.4</b>	<b>24.9</b>	<b>69.9</b>	<b>5.6</b>	<b>11.2</b>	<b>30.8</b>	<b>290.4</b>
	<b>2006/2007</b>	<b>70.0</b>	<b>53.0</b>	<b>10.5</b>	<b>19.6</b>	<b>17.5</b>	<b>34.3</b>	<b>32.0</b>	<b>7.5</b>	<b>11.9</b>	<b>19.6</b>	<b>191.3</b>

## Exports by Destination Market

Season 2008/2009 (Tons)

PRODUCE	NORTH AMERICA		EUROPE	LATIN AMERIC	TOTAL TONS			TOTAL TH.CASES		
	EAST	WEST			2008-09	2007-08	2006-07	2008-09	2007-08	2006-07
BLUEBERRIES	1.982.0	2.761.6	227.1	54.8	5.025.4	2.920.5	2.192.8	1.738.0	1.214.6	953.8
RASPBERRIES						131.3	432.6		65.7	213.7
CHERRIES						1.2	0.09		0.2	0.04
PEACHES							12.5			1.0
TABLE GRAPES							9.7			1.1
NOT DEF BLUEB	1.454.7	2.022.7	178.3	54.8	3.710.5	1.634.5	1.911.6	1.249.4	703.5	809.2
ONEIL BLUEB	270.0	369.5	39.0		678.5	127.4		234.1	34.6	
BRIGHTW. BLUEB	172.0	207.7			379.7	94.3	10.1	148.0	52.3	6.8
HIGHBUSH BLUEB	60.1	114.0	9.7		183.8	957.1	271.1	81.4	378.9	137.9
RASITEYE BLUEB		25.2			25.2	36.8		8.4	19.1	
BL. CROP BLUEB	14.9	7.6			22.5			6.1		
BLUERAY BLUEB		14.9			14.9	13.7		3.8	3.6	
ELLIOT BLUEB	10.3				10.3	56.8		6.8	22.5	
HERITAGE RASPB						131.3	432.6		65.7	213.7
BING CHERRY						1.2	0.09		0.2	0.04
EL. LADY PEACH							12.5			1.0
NOT DEF GRAPE							9.7			1.1
LINERS	1,644.9	2,748.3	227.1	54.8	4,675.1	2,398.4	1,903.9	1,647.2	1,014.2	814.8
CHARTERS	328.6				328.6	380.6	36.7	77.9	142.4	11.7
AIR FREIGHT	8.4	13.3			21.7	274.0	707.0	12.9	123.8	343.1
TOTAL TONS	2008-09	1,982.0	2,761.6	227.1	54.8	5,025.4				
	2007-08	1,463.1	1,234.2	355.7			3,053.0			
	2006-07	1,288.6	1,124.9	234.1				2,647.7		
TOTAL TH.CASES	2008-09	698.0	909.2	114.4	16.4			1,738.0		
	2007-08	622.8	525.8	131.7					1,280.4	
	2006-07	605.7	437.2	126.7						1,169.6

## Exports by Consignee

Season 2008/2009 (Tons)

CONSIGNEE	MIKT	BLUEB	NOT DEF	ONEIL	BRIGHTW.	HIGHBUSH	RASITEYE	BL. CROP	BLUERAY	ELLIOT	TOTAL	
Berry Fresh Produce LLC	NAM	3.105.6	2.260.0	369.5	275.7	139.3	25.2	21.0	14.9		3.105.6	
SunnyRidge Berry Farm, Inc	NAM	1.429.0	1.059.6	220.7	104.0	34.3				10.3	1.429.0	
Sfc Redbridge Worldfresh Ltd	EUR	227.1	178.3	39.0		9.7					227.1	
Wal-Mart Stores, Inc.	NAM	145.8	107.0	37.3				1.5			145.8	
Berry Fresh Produce LLC	LAT	54.8	54.8								54.8	
Fru-Veg Marketing, Inc.	NAM	48.4	36.4	12.0							48.4	
To Order	NAM	14.8	14.4			0.5					14.8	
TOTAL TONS	2008/2009		5,025.4	3,710.5	678.5	379.7	183.8	25.2	22.5	14.9	10.3	5,025.4
	2007/2008		2,920.5	1,634.5	127.4	94.3	957.1	36.8		13.7	56.8	3,053.0
	2006/2007		2,192.8	1,911.6		10.1	271.1					2,647.7
TOTAL TH.CASES	2008/2009		1,738.0	1,249.4	234.1	148.0	81.4	8.4	6.1	3.8	6.8	1,738.0
	2007/2008		1,214.6	703.5	34.6	52.3	378.9	19.1		3.6	22.5	1,280.4
	2006/2007		953.8	809.2		6.8	137.9					1,169.6



## Exports by Destination Market

Season 2008/2009 (Tons)

PRODUCE	EUROPE		NORTH AMERICA		LATIN	FAR	MIDDLE	TOTAL TONS			TOTAL TH.CASES		
	CONT	RUS	EAST	WEST	AMERIC	EAST	EAST	2008-09	2007-08	2006-07	2008-09	2007-08	2006-07
KIWIFRUIT	2,311.5	571.4	699.2	55.9	92.8		32.8	3,763.4	3,125.2	2,676.4	382.9	312.3	267.6
APPLES	182.3	378.8	34.7					595.8	895.2	401.4	36.1	54.2	21.1
PLUMS	82.0		155.6		39.9	85.2		362.8	365.9	467.2	44.5	52.8	68.4
CHERRIES	42.2		89.5		3.6	18.4		153.7	166.4	54.5	31.3	33.2	10.9
PEACHES			64.7		2.6			67.3	333.0		8.0	41.3	
NECTARINES			58.3					58.3	193.1		7.7	23.4	
PEARS									55.1			3.1	
BLUEBERRIES									33.8			22.5	
PERSIMMONS									14.3			4.5	
TABLE GRAPES										19.1			2.5
HAYWARD KIWIS	2,311.5	571.4	699.2	55.9	92.8		32.8	3,763.4	3,080.4	2,676.4	382.9	307.8	267.6
GRANNIES APPLE	49.3	303.5						352.8	210.4	72.6	19.6	15.5	3.8
ANGELENO PLUM	82.0		79.5		21.6			183.2	156.2	206.4	22.6	23.1	27.7
RY. GALA APPLE	59.1	75.3	34.7					169.1	560.5	129.9	9.2	32.1	6.9
BING CHERRY	42.2		89.5		3.6	18.4		153.7	166.4	54.5	31.3	33.2	10.9
D'AGEN PLUM						85.2		85.2	32.9	111.2	9.5	3.8	12.4
RICH. D. APPLE	73.9							73.9		121.7	7.3		6.2
GRW. PRIN. PEACH			47.3					47.3	23.3		5.7	2.9	
FRIAR PLUM			44.8					44.8	42.2	1.7	6.2	4.9	0.3
SM. BR. NECTARIN			32.0					32.0	40.5		4.1	4.7	
LARRY ANN PLUM			11.4		18.3			29.8	104.5	120.3	3.7	16.2	22.9
AUG. RED NECTARIN			17.5					17.5	11.1		2.5	1.3	
E. RICH. PEACH			17.3					17.3	6.2		2.0	0.8	
LINERS	2,135.3	22.4	87.9	55.9	132.7	103.6	32.8	2,570.5	1,629.3	1,901.2	267.7	174.3	181.3
CHARTERS	416.2	927.8	993.5					2,337.4	3,273.8	1,617.1	230.0	339.5	173.5
AIR FREIGHT	23.8		20.6		6.2			50.5	56.5	57.1	10.4	11.2	11.4
LAND FREIGHT	42.8							42.8	222.4	43.2	2.4	22.2	4.3
<b>TOTAL TONS</b>	<b>2008-09</b>	<b>2,618.0</b>	<b>950.2</b>	<b>1,101.9</b>	<b>55.9</b>	<b>138.9</b>	<b>103.6</b>	<b>32.8</b>	<b>5,001.3</b>				
	<b>2007-08</b>	<b>3,192.9</b>	<b>797.7</b>	<b>916.0</b>	<b>72.4</b>	<b>124.6</b>	<b>78.4</b>			<b>5,182.0</b>			
	<b>2006-07</b>	<b>2,345.5</b>	<b>427.9</b>	<b>418.2</b>		<b>195.4</b>	<b>147.5</b>	<b>71.7</b>			<b>3,618.5</b>		
<b>TOTAL TH.CASES</b>	<b>2008-09</b>	<b>263.7</b>	<b>77.9</b>	<b>125.5</b>	<b>5.2</b>	<b>14.8</b>	<b>13.2</b>	<b>10.2</b>			<b>510.5</b>		
	<b>2007-08</b>	<b>314.4</b>	<b>73.2</b>	<b>131.5</b>	<b>9.0</b>	<b>7.3</b>	<b>11.8</b>					<b>547.2</b>	
	<b>2006-07</b>	<b>255.1</b>	<b>41.7</b>	<b>41.5</b>		<b>12.8</b>	<b>13.8</b>	<b>3.7</b>					<b>370.6</b>

## Exports by Consignee

Season 2008/2009 (Tons)

CONSIGNEE	MKT	KIWIS	APPLE	PLUM	CHERRY	PEACH	HAYWARD	GRANNIES	ANGELENO	RY. GALA	BING	TOTAL	
Agricola Gloria Due S.R.L.	EUR	573.4					573.4					573.4	
Frutas Niqui M Import S.L.	EUR	403.1	139.5		3.6		403.1	6.5		59.1	3.6	546.3	
OOO Inter Torg	EUR	346.9	189.4				346.9	153.4		36.0		536.3	
Chiquita Fresh North America	NAM	208.0	34.7	155.6		64.7	208.0		79.5	34.7		521.2	
Trade Import Company Ltd.	EUR	224.5	150.1				224.5	150.1				374.6	
Solfruit International B.V.	EUR	361.5			10.6		361.5				10.6	372.1	
SA Sapa Ets Rouquette	EUR	345.6					345.6					345.6	
Fru-Veg Marketing, Inc.	NAM	249.6			77.4		249.6				77.4	327.0	
Nico de Jong B.V.	EUR	235.3					235.3					235.3	
Maule Frutta Di Tatoli Maria & C. S.A.S.	EUR	128.2		41.0			128.2		41.0			169.2	
Sunny Valley Int., Inc.	NAM	152.9			4.4		152.9				4.4	157.3	
Austral Trading México S.A. de C.V.	LAT	92.8		39.9		2.6	92.8		21.6			135.3	
To Order	EUR	111.0					111.0					111.0	
Global Fruit Marketing, Inc.	NAM	84.0			7.7		84.0				7.7	91.7	
Royal Van Namen B.V.	EUR	86.0			2.4		86.0				2.4	88.4	
Lee Man Trading Company	FAR			63.9								63.9	
To Order	NAM	55.9					55.9					55.9	
Tumerdem Ticaret	EUR	44.8					44.8					44.8	
Abdo Deletiglu Free Zone M.	EUR		42.8					42.8				42.8	
Pino Fruits s.a.s.	EUR			41.1					41.1			41.1	
OOO Importer	EUR		39.3							39.3		39.3	
Ibson General Trading Co.	MID	32.8					32.8					32.8	
Frutas E. Sánchez S.L.	EUR	22.4					22.4					22.4	
Crown Fruits Enterprise Co.	FAR			21.3								21.3	
Others			4.7		47.6		4.7				47.6	52.2	
<b>TOTAL TONS</b>	<b>2008/2009</b>		<b>3,763.4</b>	<b>595.8</b>	<b>362.8</b>	<b>153.7</b>	<b>67.3</b>	<b>3,763.4</b>	<b>352.8</b>	<b>183.2</b>	<b>169.1</b>	<b>153.7</b>	<b>5,001.3</b>
	<b>2007/2008</b>		<b>3,125.2</b>	<b>895.2</b>	<b>365.9</b>	<b>166.4</b>	<b>333.0</b>	<b>3,080.4</b>	<b>210.4</b>	<b>156.2</b>	<b>560.5</b>	<b>166.4</b>	<b>5,182.0</b>
	<b>2006/2007</b>		<b>2,676.4</b>	<b>401.4</b>	<b>467.2</b>	<b>54.5</b>		<b>2,676.4</b>	<b>72.6</b>	<b>206.4</b>	<b>129.9</b>	<b>54.5</b>	<b>3,618.5</b>
<b>TOTAL TH.CASES</b>	<b>2008/2009</b>		<b>382.9</b>	<b>36.1</b>	<b>44.5</b>	<b>31.3</b>	<b>8.0</b>	<b>382.9</b>	<b>19.6</b>	<b>22.6</b>	<b>9.2</b>	<b>31.3</b>	<b>510.5</b>
	<b>2007/2008</b>		<b>312.3</b>	<b>54.2</b>	<b>52.8</b>	<b>33.2</b>	<b>41.3</b>	<b>307.8</b>	<b>15.5</b>	<b>23.1</b>	<b>32.1</b>	<b>33.2</b>	<b>547.2</b>
	<b>2006/2007</b>		<b>267.6</b>	<b>21.1</b>	<b>68.4</b>	<b>10.9</b>		<b>267.6</b>	<b>3.8</b>	<b>27.7</b>	<b>6.9</b>	<b>10.9</b>	<b>370.6</b>



## Exports by Destination Market

Season 2008/2009 (Tons)

PRODUCE		LATIN AMERIC	NORTH AMERIC	EUROPE		TOTAL TONS			TOTAL TH.CASES		
				CONT	UK	2008-09	2007-08	2006-07	2008-09	2007-08	2006-07
APPLES		3.090.0	839.0	148.2	32.8	4.110.0	3.760.5	4.565.3	223.4	205.5	244.0
PEARS		414.7	253.4			668.2	1.105.9	1.751.0	37.1	61.4	97.3
TABLE GRAPES		147.0		19.1		166.1	199.0	195.4	20.3	24.3	23.8
PLUMS		43.2				43.2			4.8		
APRICOTS								41.1			6.9
RED CHIEF	APPLE	1.477.3			31.7	1.509.0	329.9	955.1	81.8	17.4	50.3
GALA	APPLE	206.1	696.9	62.5		965.4	1.049.9		52.8	57.7	
GRANNIES	APPLE	551.7	34.3	84.7		670.7	1.231.1	801.5	36.8	67.7	42.9
RICH. D.	APPLE	648.1			1.2	649.3	702.3	968.4	34.9	38.2	51.0
PACKHAMS	PEAR	366.4	159.0			525.4	933.1	1.554.7	29.2	51.8	86.4
RY. GALA	APPLE	171.1	20.2	1.0		192.3	63.0	1.193.9	10.3	3.4	64.3
R. GLOBE	GRAPE	147.0				147.0	199.0	70.1	17.9	24.3	8.6
BOSC	PEAR		94.5			94.5	126.7	93.3	5.2	7.0	5.2
C. PINK	APPLE	8.3	42.3			50.7	62.4	127.9	2.8	3.5	7.1
D'ANJOU	PEAR	48.3				48.3	23.0	47.2	2.7	1.3	2.6
BRAEBURN	APPLE		45.4			45.4	20.2	32.9	2.5	1.1	1.8
AUT. GIANT	PLUM	40.7				40.7			4.5		
FUJI	APPLE	27.2				27.2	301.8	413.0	1.4	16.6	22.6
LINERS		3.694.9	858.9	167.2	32.8	4.753.8	4.667.4	6.020.1	272.7	265.6	329.7
CHARTERS							398.1	510.7		25.6	41.2
LAND FREIGHT								21.9			1.2
TOTAL TONS	2008-09	3.694.9	1.092.5	167.2	32.8	4.987.4					
	2007-08	2.424.4	1.968.3	654.7	18.0		5.065.4				
	2006-07	4.437.3	2.051.0					6.552.7			
TOTAL TH.CASES	2008-09	212.0	60.3	10.6	2.7				285.5		
	2007-08	135.0	108.8	45.9	1.5					291.2	
	2006-07	242.5	126.2								372.1

## Exports by Consignee

Season 2008/2009 (Tons)

CONSIGNEE	MKT	APPLE	PEAR	GRAPE	PLUM	RED CHIEF	GALA	GRANNIES	RICH. D.	PACKHAMS	RY. GALA	TOTAL
To Order	LAT	1.364.9	253.4	56.5		610.0	98.1	270.6	377.9	205.1		1.674.9
Comercializadora Maygle C.A.	LAT	1.012.7	161.3	90.5		508.5	108.0	138.5	254.7	161.3	0.3	1.264.5
Comercializadora Chacón	LAT	712.3			43.2	358.8		142.6	15.6		170.8	755.5
To Order	NAM	628.3	92.2				556.6	7.1		92.2	20.2	720.4
NSA Produce Marketing Inc	NAM	210.8	161.3				140.2	27.2		66.8		372.1
To Order	EUR	181.0		19.1		31.7	62.5	84.7	1.2		1.0	200.1
TOTAL TONS	2008/2009	4.110.0	668.2	166.1	43.2	1.509.0	965.4	670.7	649.3	525.4	192.3	4.987.4
	2007/2008	3.760.5	1.105.9	199.0		329.9	1.049.9	1.231.1	702.3	933.1	63.0	5.065.4
	2006/2007	4.565.3	1.751.0	195.4		955.1		801.5	968.4	1.554.7	1.193.9	6.552.7
TOTAL TH.CASES	2008/2009	223.4	37.1	20.3	4.8	81.8	52.8	36.8	34.9	29.2	10.3	285.5
	2007/2008	205.5	61.4	24.3		17.4	57.7	67.7	38.2	51.8	3.4	291.2
	2006/2007	244.0	97.3	23.8		50.3		42.9	51.0	86.4	64.3	372.1

Driscoll's de Chile S.A.

Phone: 56 (2) 4401535

Fax: 56 (2) 4401540

e-mail: mauricio.gonzalez@driscolls.cl

Contact: Mauricio González

[www.driscolls.cl](http://www.driscolls.cl)

RUT: 78383450-2

Av. Apoquindo 4775, Of 301

Las Condes, Santiago



## Exports by Destination Market

Season 2008/2009 (Tons)

PRODUCE	NORTH AMERICA		EUROPE		FAR		TOTAL TONS			TOTAL TH.CASES		
	EAST	WEST	CONT	UK	EAST	2008-09	2007-08	2006-07	2008-09	2007-08	2006-07	
BLUEBERRIES	2,363.7	2,206.2	6.3	213.5	5.2	4,794.8	4,252.6	2,821.3	1,918.5	2,042.7	1,659.9	
PEACHES								9.1			0.8	
CHERRIES								1.1			0.2	
NOT DEF BLUEB	2,079.5	1,890.4		205.8		4,175.6	3,790.6	2,515.1	1,650.2	1,842.2	1,486.4	
ONEIL BLUEB	181.4	169.7				351.1	10.4		140.8	7.0		
HIGHBUSH BLUEB	85.2	124.0	6.3	7.7	5.2	228.4	451.5	243.6	105.4	193.6	143.4	
ELLIOT BLUEB	12.7	22.1				34.8		47.0	18.7		26.3	
BRIGHW. BLUEB	4.9					4.9			3.3			
BURLINGT. BLUEB								15.6			3.8	
DIAM. PRIN. PEACH								9.1			0.8	
BING CHERRY								1.1			0.2	
LINERS	1,809.0	1,479.8		205.8		3,494.6	2,693.0	1,298.4	1,377.7	1,295.2	776.8	
CHARTERS	473.4	602.1				1,075.4	1,255.8	1,268.0	437.3	626.7	733.1	
AIR FREIGHT	81.3	124.3	6.3	7.7	5.2	224.8	283.2	253.8	103.4	116.0	144.3	
LAND FREIGHT							20.6	11.4		4.8	6.7	
<b>TOTAL TONS</b>	<b>2008-09</b>	<b>2,363.7</b>	<b>2,206.2</b>	<b>6.3</b>	<b>213.5</b>	<b>5.2</b>	<b>4,794.8</b>					
	<b>2007-08</b>	<b>1,819.8</b>	<b>2,109.9</b>	<b>2.7</b>	<b>314.6</b>	<b>4.5</b>		<b>4,252.6</b>				
	<b>2006-07</b>	<b>984.9</b>	<b>1,490.2</b>	<b>208.0</b>	<b>146.1</b>				<b>2,831.5</b>			
<b>TOTAL TH.CASES</b>	<b>2008-09</b>	<b>972.3</b>	<b>867.0</b>	<b>3.9</b>	<b>72.0</b>	<b>3.2</b>			<b>1,918.5</b>			
	<b>2007-08</b>	<b>925.0</b>	<b>1,020.0</b>	<b>1.8</b>	<b>92.2</b>	<b>3.0</b>				<b>2,042.7</b>		
	<b>2006-07</b>	<b>557.6</b>	<b>902.7</b>	<b>127.7</b>	<b>71.2</b>						<b>1,660.8</b>	

## Exports by Consignee

Season 2008/2009 (Tons)

CONSIGNEE	MKT	BLUB	NOT DEF	ONEIL	HIGHBUSH	ELLIOT	BRIGHW.	TOTAL
Driscoll's Strawberry	NAM	4,556.4	3,957.5	351.1	208.1	34.8	4.9	4,556.4
Berry Gardens Ltd.	EUR	217.3	205.8		11.5			217.3
To Order	NAM	12.4	12.4					12.4
Watari Co., Ltd.	FAR	3.1			3.1			3.1
BerryWorld Ltd.	EUR	2.5			2.5			2.5
Global Fruit Co. Ltda.	FAR	1.7			1.7			1.7
Katzman Berry Corporation	NAM	1.1			1.1			1.1
Kobe Yoko Ltd.	FAR	0.4			0.4			0.4
<b>TOTAL TONS</b>	<b>2008/2009</b>	<b>4,794.8</b>	<b>4,175.6</b>	<b>351.1</b>	<b>228.4</b>	<b>34.8</b>	<b>4.9</b>	<b>4,794.8</b>
	<b>2007/2008</b>	<b>4,252.6</b>	<b>3,790.6</b>	<b>10.4</b>	<b>451.5</b>	<b>47.0</b>	<b>3.3</b>	<b>4,252.6</b>
	<b>2006/2007</b>	<b>2,821.3</b>	<b>2,515.1</b>	<b>140.8</b>	<b>243.6</b>	<b>18.7</b>	<b>3.3</b>	<b>2,831.5</b>
<b>TOTAL TH.CASES</b>	<b>2008/2009</b>	<b>1,918.5</b>	<b>1,650.2</b>	<b>7.0</b>	<b>193.6</b>	<b>26.3</b>	<b>3.3</b>	<b>1,918.5</b>
	<b>2007/2008</b>	<b>2,042.7</b>	<b>1,842.2</b>	<b>143.4</b>	<b>143.4</b>	<b>26.3</b>	<b>3.3</b>	<b>2,042.7</b>
	<b>2006/2007</b>	<b>1,659.9</b>	<b>1,486.4</b>	<b>143.4</b>	<b>143.4</b>	<b>26.3</b>	<b>3.3</b>	<b>1,660.8</b>

## Exports by Destination Market

Season 2008/2009 (Tons)

PRODUCE	LATIN AMERIC	EUROPE		NORTH AMERIC	TOTAL TONS		TOTAL TH.CASES	
		CONT	RUS		2008-09	2007-08	2008-09	2007-08
APPLES	2.460.6	193.2	286.7		2.940.4	842.2	154.9	44.4
TABLE GRAPES	416.2	11.1	362.3		789.5	280.0	96.3	35.6
PEARS	499.0	8.1	18.5		525.6	173.0	33.4	9.6
PLUMS	124.3		36.3		160.6	82.1	16.9	9.1
KIWIFRUIT	51.1	7.6	7.6		66.3	91.2	7.9	9.1
NECTARINES	66.2				66.2		7.4	
CHERRIES	32.3			0.5	32.8		7.1	
PLUMCOTS			29.7		29.7		3.2	
PEACHES	5.8				5.8		0.6	
NASHI PEARS	1.9	1.8			3.7		0.5	
RY. GALA APPLE	968.9	89.3	55.1		1.113.3	403.1	58.6	21.0
GRANNIES APPLE	569.6	58.0	171.6		799.2	78.5	42.2	4.1
RICH. D. APPLE	681.1	29.6			710.7	261.3	37.3	13.9
R. GLOBE GRAPE	344.3	11.1	157.9		513.3	242.4	62.6	29.6
PACKHAMS PEAR	443.2	2.4	18.5		464.0	173.0	26.0	9.6
THOMPSON GRAPE	40.0		154.0		194.0	37.7	23.6	6.0
R. STARK. APPLE	117.8				117.8		6.1	
RED CHIEF APPLE	37.9		41.3		79.3		4.2	
HAYWARD KIWIS	51.1	7.6			58.6	91.2	7.2	9.1
NOT DEF PEAR	52.1	5.8			57.8		7.2	
NOT DEF APPLE	20.2	16.3	18.6		55.1		2.9	
GOLDEN APPLE	53.2				53.2	48.2	2.9	2.7
ANGELENO PLUM	11.2		36.3		47.5	21.6	5.3	2.4
LINERS	3,625.0	106.2			3,731.2	1,468.5	246.0	107.8
CHARTERS		115.5	741.1		856.6		75.0	
AIR FREIGHT	32.3			0.5	32.8		7.1	
<b>TONS</b>	<b>2008-09</b>	<b>3,657.3</b>	<b>221.7</b>	<b>741.1</b>	<b>0.5</b>	<b>4,620.6</b>		
	<b>2007-08</b>	<b>1,468.5</b>				<b>1,468.5</b>		
<b>TH.CASES</b>	<b>2008-09</b>	<b>245.5</b>	<b>14.0</b>	<b>68.7</b>	<b>0.1</b>		<b>328.2</b>	
	<b>2007-08</b>	<b>107.8</b>						<b>107.8</b>

## Exports by Consignee

Season 2008/2009 (Tons)

CONSIGNEE	MKT	APPLE	GRAPE	PEAR	PLUM	KIWIS	RY. GALA	GRANNIES	RICH. D.	R. GLOBE	PACKHAMS	TOTAL
Distribuidora Telegra C.A.	LAT	1,258.2	220.7	327.2	44.2	23.0	633.5	174.8	321.9	166.6	323.5	1,942.2
Export & Import Latinvenezuela C. A.	LAT	295.6	91.5	69.6	68.2	22.4	79.3	70.2	110.1	73.8	69.6	568.4
OOO Laim	EUR	141.5	189.4		18.5	5.5	31.8	72.9		64.5		364.4
Frutera El Progreso	LAT	326.5		24.5			62.9	154.8	55.8			350.9
To Order	EUR	122.0	143.9	18.5	5.6	2.2	23.3	75.6		74.4	18.5	302.8
Big Company Fruits	LAT	152.5		38.4			31.0	121.5			38.4	191.0
D Aleman Aparici	LAT	169.1		11.6			75.3	32.4	37.5		11.6	180.8
Nufri Sat	EUR	115.5					51.3	34.7	29.6			115.5
H.Tzanetatos, Inc.	LAT	82.1					20.8		61.3			82.1
Midi Caraibes	LAT	3.1	66.5			1.1		1.0	2.0	66.5		70.7
Importfrut Ltda.	LAT	66.8					42.0		24.7			66.8
OOO Mega Fruit	EUR	23.2	21.1		12.2			23.2		11.0		66.0
Antilles Frais I De Jarry	EUR	35.1	11.1	8.1		7.6	16.6	2.2		11.1	2.4	63.6
Antilles Frais I De Jarry	LAT	21.4	37.4			4.6		4.1	17.3	37.4		63.4
To Order	LAT	20.4		27.6					20.4			48.0
El Jibarito, Inc.	LAT	20.4			12.0				20.4			45.5
Fruttital Distribuzione S.R.L.	EUR	42.6					21.4	21.2				42.6
Import y Export M&M S.A.	LAT	24.0					24.0					24.0
Carulla Viveros S.A.	LAT	20.4						10.8	9.7			20.4
Royal Fruit	EUR		7.9							7.9		7.9
Import.Latin Venezuela	LAT											3.1
El Jibarito Inc.	NAM											0.5
<b>TONS</b>	<b>2008/2009</b>	<b>2,940.4</b>	<b>789.5</b>	<b>525.6</b>	<b>160.6</b>	<b>66.3</b>	<b>1,113.3</b>	<b>799.2</b>	<b>710.7</b>	<b>513.3</b>	<b>464.0</b>	<b>4,620.6</b>
	<b>2007/2008</b>	<b>842.2</b>	<b>280.0</b>	<b>173.0</b>	<b>82.1</b>	<b>91.2</b>	<b>403.1</b>	<b>78.5</b>	<b>261.3</b>	<b>242.4</b>	<b>173.0</b>	<b>1,468.5</b>
<b>TH.CASES</b>	<b>2008/2009</b>	<b>154.9</b>	<b>96.3</b>	<b>33.4</b>	<b>16.9</b>	<b>7.9</b>	<b>58.6</b>	<b>42.2</b>	<b>37.3</b>	<b>62.6</b>	<b>26.0</b>	<b>328.2</b>
	<b>2007/2008</b>	<b>44.4</b>	<b>35.6</b>	<b>9.6</b>	<b>9.1</b>	<b>9.1</b>	<b>21.0</b>	<b>4.1</b>	<b>13.9</b>	<b>29.6</b>	<b>9.6</b>	<b>107.8</b>

**Exports by Destination Market**

Season 2008/2009 (Tons)

PRODUCE	LATIN AMERIC	EUROPE		NORTH AMERICA		MIDDLE EAST	FAR EAST	TOTAL TONS		TOTAL TH.CASES	
		CONT	RUS	EAST	WEST	EAST	EAST	2008-09	2007-08	2008-09	2007-08
TABLE GRAPES	946.7	159.0	302.4	66.1	223.2		17.7	1.715.1	176.1	219.9	27.1
APPLES	863.2	113.9	362.0	19.0		175.6		1.533.6	1.985.6	82.0	119.5
KIWIFRUIT	158.4	843.2	24.0					1.025.6	2.011.8	102.6	201.2
PEARS	74.4	132.7	34.6					241.7	106.7	23.5	11.1
NECTARINES	18.8	3.9						22.7	21.6	2.6	2.4
PLUMS	5.4	13.0						18.4	41.0	2.0	4.6
PEACHES	14.0	0.5						14.6	34.1	1.6	3.8
CHERRIES	3.0	2.4		2.4			1.6	9.3	24.3	1.9	4.8
CLEMENTINES					8.4			8.4		0.6	
NASHI PEARS	1.0							1.0	9.0	0.1	1.1
HAYWARD	158.4	843.2	24.0					1.025.6	2.011.8	102.6	201.2
RY. GALA	773.3	92.5		19.0		33.3		918.1	952.4	48.5	63.6
R. GLOBE	614.6	67.3	100.0				17.7	799.6	41.0	99.7	9.1
THOMPSON	242.6	45.4	112.6	34.6	206.6			641.8	53.4	82.7	6.7
GRANNIES	87.1		256.7			132.2		476.1	555.9	25.9	29.8
SUGRAONE	70.8	41.0				5.5		117.4	48.3	18.4	7.2
FLAME SDL	3.5		70.8	31.5	11.0			116.9	15.7	14.3	1.9
RICH. D.	1.8		80.3			10.0		92.1	27.8	5.0	1.5
ABATE FT.		86.1						86.1	22.1	8.6	2.2
PACKHAMS	62.5							62.5	21.9	3.5	1.2
RED SENS.			34.6					34.6		1.9	
COSCIA	11.9	22.1						34.0	62.7	5.7	7.7
R. STARK			25.0					25.0		1.4	
LINERS	2.081.1	1.222.8	94.8		8.4	175.6	17.7	3.600.4	3.194.5	346.7	288.0
CHARTERS			628.0	85.1	223.2			936.3	1.206.8	85.7	86.8
LAND FREIGHT		42.6						42.6	21.0	2.4	1.2
AIR FREIGHT	4.8	3.5		2.4			1.6	12.2	6.7	2.6	1.3
<b>TONS</b>	<b>2008-09</b>	<b>2.085.8</b>	<b>1.268.8</b>	<b>722.9</b>	<b>87.5</b>	<b>231.6</b>	<b>175.6</b>	<b>4.591.5</b>			
	<b>2007-08</b>	<b>714.9</b>	<b>2.274.7</b>	<b>236.5</b>	<b>32.3</b>		<b>1.170.7</b>		<b>4.429.0</b>		
<b>TH.CASES</b>	<b>2008-09</b>	<b>185.1</b>	<b>142.4</b>	<b>60.4</b>	<b>9.6</b>	<b>27.8</b>	<b>9.5</b>			<b>437.3</b>	
	<b>2007-08</b>	<b>47.9</b>	<b>221.7</b>	<b>14.8</b>	<b>3.9</b>		<b>88.9</b>				<b>377.3</b>

**Exports by Consignee**

Season 2008/2009 (Tons)

CONSIGNEE	MKT	GRAPE	APPLE	KIWIS	PEAR	NECTARIN	HAYWARD	RY. GALA	R. GLOBE	THOMPSON	GRANNIES	TOTAL
SA Sapa Ets Rouquette	EUR			820.8			820.8					820.8
Frutimport S. de R.L. de C.V.	LAT	655.3		46.4			46.4		350.7	233.8		701.7
Ooo Star Fruit	EUR	158.3	260.6		20.7				33.9	53.5	174.9	439.6
Stone Fruit	LAT	17.7	185.7	44.8	24.5		44.8	166.3	17.7		19.4	272.7
Fruta Internacional S.A.	LAT	67.9	156.7	11.2	9.7	11.6	11.2	156.7	67.9			270.2
Frutimport S. de R.L. de C.V.	EUR	144.1	101.4		13.8				66.1	59.0	81.8	259.3
Five Diamond Cold Storage Inc.	NAM	223.2								206.6		223.2
Import y Export M&M S.A.	LAT		157.7		1.9			157.7				160.8
Cedit Centro Distribuzione Toscana Srl	EUR	89.4	7.1		60.2			7.1	39.4	6.7		156.7
To Order	MID		151.8					9.5			132.2	151.8
To Order	LAT	13.3	68.2	22.4	11.7	2.2	22.4	44.0	13.3		24.2	121.9
Fruvetsa, Frutas, Vegetales y Transportes S.A.	LAT	58.4	12.2	11.2	2.2	5.0	11.2	12.2	39.0	3.8		94.4
Import de Frutas S.A. de C.V.	LAT	21.7	71.1					71.1	21.7			93.2
Hispafruit B.V.	EUR	46.9	42.6					42.6	15.9	31.0		89.5
R. Martinez S.A.	EUR		64.2					42.8				64.2
Imporfénix Ltda.	LAT		64.1					64.1				64.1
Importadora de Frutas S.A. de C.V.	LAT	63.2							63.2			63.2
Grupo Dispersa, S.A.	LAT	13.9	47.4					47.4	8.9	5.0		61.3
Credit Centro Distribuciones	EUR	4.3			55.5				4.3			59.8
Desarrolladora Int.	LAT		58.1					33.9			24.2	58.1
Stone Fruit de Colombia	LAT		19.4		24.5						19.4	43.8
Hortifruiti, Inc.	LAT	17.7	19.8					19.8	14.6			37.4
Pandol Bros, Inc.	NAM	34.6								34.6		34.6
Wuhl Shafman & Lieberman Inc	NAM	31.5										31.5
Others		53.8	45.6	68.8	17.0	3.9	68.8	42.8	43.1	7.7		217.6
<b>TONS</b>	<b>2008/2009</b>	<b>1.715.1</b>	<b>1.533.6</b>	<b>1.025.6</b>	<b>241.7</b>	<b>22.7</b>	<b>1.025.6</b>	<b>918.1</b>	<b>799.6</b>	<b>641.8</b>	<b>476.1</b>	<b>4.591.5</b>
	<b>2007/2008</b>	<b>176.1</b>	<b>1.985.6</b>	<b>2.011.8</b>	<b>106.7</b>	<b>21.6</b>	<b>2.011.8</b>	<b>952.4</b>	<b>41.0</b>	<b>53.4</b>	<b>555.9</b>	<b>4.429.0</b>
<b>TH.CASES</b>	<b>2008/2009</b>	<b>219.9</b>	<b>82.0</b>	<b>102.6</b>	<b>23.5</b>	<b>2.6</b>	<b>102.6</b>	<b>48.5</b>	<b>99.7</b>	<b>82.7</b>	<b>25.9</b>	<b>437.3</b>
	<b>2007/2008</b>	<b>27.1</b>	<b>119.5</b>	<b>201.2</b>	<b>11.1</b>	<b>2.4</b>	<b>201.2</b>	<b>63.6</b>	<b>9.1</b>	<b>6.7</b>	<b>29.8</b>	<b>377.3</b>

## Exports by Destination Market

Season 2008/2009 (Tons)

PRODUCE	EUROPE		NORTH AMERICA		FAR	MIDDLE	LATIN	TOTAL TONS		TOTAL TH.CASES	
	CONT	RUS	EAST	WEST	EAST	EAST	AMERIC	2008-09	2007-08	2008-09	2007-08
TABLE GRAPES	986.7	106.3	878.7	45.7	56.1			2,073.4	1,760.4	314.4	275.9
APPLES	510.7		168.5		318.2	128.4		1,125.7	1,759.3	60.3	93.8
KIWIFRUIT	448.0		294.2				67.2	809.4	917.7	80.9	91.8
PLUMS	170.8		53.5	57.0	21.6			302.9		50.6	
PEARS	61.4		69.1					130.5		7.9	
NECTARINES			51.5	20.7	43.2			115.5		13.7	
PEACHES				16.9				16.9		2.1	
HAYWARD KIWIS	448.0		294.2				67.2	809.4	917.7	80.9	91.8
THOMPSON GRAPE	414.3		211.8	31.5				657.5	407.4	119.0	70.6
STARKING APPLE	277.6				276.3	85.6		639.5	848.0	33.6	43.7
R. GLOBE GRAPE	246.0	106.3	133.0		56.1			541.4	684.7	66.0	86.1
CRIMSON GRAPE	168.7		205.4					374.0	358.3	55.7	66.3
RY. GALA APPLE	66.2		168.5					234.7	509.4	13.0	28.2
GRANNIES APPLE	166.8					42.8		209.6	161.0	11.5	8.8
FLAME SDL GRAPE	36.9		160.2					197.1	203.6	26.8	31.0
SUGRAONE GRAPE	112.2		28.2	14.2				154.6	106.3	28.0	21.8
BLACK SDL GRAPE			80.3					80.3		9.8	
ANGELENO PLUM	57.8				21.6			79.4		14.0	
BOSC PEAR			69.1					69.1		3.8	
FRIAR PLUM	68.0							68.0		13.6	
LINERS	1,528.2	106.3	440.9		439.1	128.4		2,642.9	3,036.8	286.2	312.2
CHARTERS	316.3		1,074.6	140.3				1,531.1	1,137.9	206.7	121.0
LAND FREIGHT	333.0						67.2	400.2	262.6	37.1	28.2
TONS	2008-09	2,177.5	1,063.3	1,515.5	140.3	439.1	128.4	67.2	4,574.2		
	2007-08	1,495.2	907.3	1,148.2	53.5	656.9		176.2		4,437.4	
TH.CASES	2008-09	292.9	13.0	163.3	17.1	29.9	7.1	6.7		530.0	
	2007-08	216.0	92.0	91.6	6.5	35.7		19.5			461.4

## Exports by Consignee

Season 2008/2009 (Tons)

CONSIGNEE	MKT	GRAPE	APPLE	KIWIS	PLUM	PEAR	HAYWARD	THOMPSON	STARKING	R. GLOBE	CRIMSON	TOTAL	
Kopke Jr.Inc., William H.	NAM	908.6			53.5	69.1		227.5		133.0	205.4	1,082.8	
Global Fruit Point GmbH	EUR	647.9			170.8			363.1			128.0	818.7	
SFI Rotterdam B.V.	EUR	68.2	339.4			61.4		27.5	127.8		40.6	469.0	
Chiquita Italia S.P.A.	EUR		64.2	380.8			380.8		64.2			445.0	
A. J. Trucco, Inc.	NAM			294.2			294.2					294.2	
Altoprim - Blasco	EUR	160.4	85.6						64.2	159.5		246.0	
To Order	FAR		176.5						176.5			176.5	
New York Apple Sales, Inc.	NAM		168.5									168.5	
Magellan Farms	EUR	98.1	21.4					11.5	21.4	86.6		119.5	
Arbola Produce, Inc.	NAM	15.7			57.0			15.7				110.4	
To Order	MID		107.0						64.2			107.0	
JFC Group	EUR	106.3								106.3		106.3	
Yupaa International	FAR		100.8						99.9			100.8	
Crown Fruits Enterprise Co.	FAR		40.9									84.1	
Prime Orchards Limited	FAR	56.1			21.6					56.1		77.7	
San Thomas Com. De Generos Alim.	LAT			67.2			67.2					67.2	
Chiquita Fresh BVBA	EUR			67.2			67.2					67.2	
Fresh Fruits Company Ltd.	MID		21.4						21.4			21.4	
To Order	EUR	12.2						12.2				12.2	
TONS	2008/2009		2,073.4	1,125.7	809.4	302.9	130.5	809.4	657.5	639.5	541.4	374.0	4,574.2
	2007/2008		1,760.4	1,759.3	917.7			917.7	407.4	848.0	684.7	358.3	4,437.4
TH.CASES	2008/2009		314.4	60.3	80.9	50.6	7.9	80.9	119.0	33.6	66.0	55.7	530.0
	2007/2008		275.9	93.8	91.8			91.8	70.6	43.7	86.1	66.3	461.4

## Gedesa Exportaciones S.A

Phone: 56 (2) 2078000  
 Fax: 56 (2) 2078260  
 e-mail: gedesa@entelchile.net  
 Contact: Karl Conrads

RUT: 99534290-1  
 Americo Vesputio Sur 100 Of. 502  
 Las Condes, Santiago



### Exports by Destination Market

Season 2008/2009 (Tons)

PRODUCE	NORTH AMERICA		EUROPE		LATIN	FAR	TOTAL TONS			TOTAL TH.CASES		
	EAST	WEST	CONT	RUS	AMERIC	EAST	2008-09	2007-08	2006-07	2008-09	2007-08	2006-07
TABLE GRAPES	1.087.2	469.0	1.002.0	69.3	279.5	72.8	2.979.8	4.135.8	5.845.7	407.0	563.9	738.7
PEACHES	486.0	102.3					588.3	579.4	452.6	74.2	77.6	61.9
NECTARINES	363.7	81.4					445.0	414.7	545.7	58.7	54.8	72.4
PLUMS	247.7	42.8				1.0	291.5	280.4	230.9	37.6	39.8	30.1
CHERRIES	177.3	60.0	0.2			23.1	260.5	442.6	283.1	52.1	87.3	54.7
PEARS								383.0	436.4		21.7	24.2
FLAME SDL GRAPE	724.7	418.6					1.143.3	2.374.4	3.631.5	139.4	290.7	444.6
R. GLOBE GRAPE	15.7		423.5	69.3	279.5	18.7	806.7	1.021.5	1.337.2	109.8	148.1	169.6
CRIMSON GRAPE	288.3	50.4	186.5			16.7	541.9	371.3	404.7	69.6	56.4	50.6
THOMPSON GRAPE	55.5		275.7				331.2	295.5	436.9	60.9	58.3	69.6
BING CHERRY	177.3	53.6	0.2			23.1	254.1	429.8	230.1	50.8	84.7	44.4
E RICH PEACH	174.3	43.2					217.5	244.0	154.7	28.6	32.1	21.0
LEMON PLUM	173.5	42.8					216.3	201.3	133.6	28.5	28.8	17.6
BIG BOY NECTARIN	182.7	27.9					210.6	176.7	170.3	27.6	23.3	22.3
RICH LADY PEACH	126.3	25.0					151.4	126.7	96.1	19.9	16.7	13.2
RICH MAY PEACH	86.4	26.8					113.1	95.7	37.0	11.7	13.7	5.3
RB. DIAM. NECTARIN	60.0	30.1					90.1	95.6	150.7	12.3	12.6	19.6
Q. ROSE GRAPE			85.2				85.2	19.9		18.9	3.2	
E. JUAN NECTARIN	71.6	5.2					76.9	68.5	44.3	10.1	9.1	5.7
CHARTERS	2.286.8	576.0	869.7	69.3			3.801.8	4.779.2	5.090.6	533.2	647.1	635.3
LINERS	4.2	177.5	132.3		279.5	72.8	666.3	1.337.8	2.529.9	83.4	176.7	318.6
AIR FREIGHT	70.9	1.9	0.2			24.1	97.1	118.9	173.9	13.0	21.3	28.3
TOTAL TONS	2008-09	2.361.9	755.4	1.002.2	69.3	279.5	96.9	4.565.2				
	2007-08	3.330.2	1.063.0	1.659.0		37.4	146.3		6.235.9			
	2006-07	4.647.5	1.663.2	870.8			613.0			7.794.4		
TOTAL TH.CASES	2008-09	308.4	98.7	166.3	8.4	34.1	13.6			629.6		
	2007-08	434.2	125.0	262.3		4.6	19.1				845.1	
	2006-07	590.7	185.6	132.3			73.5					982.2

### Exports by Consignee

Season 2008/2009 (Tons)

CONSIGNEE	MKT	GRAPE	PEACH	NECTARIN	PLUM	CHERRY	FLAME SDL	R. GLOBE	CRIMSON	THOMPSON	BING	TOTAL
Kopke Jr.Inc., William H.	NAM	1.047.3	323.5	253.7	94.5	161.8	739.9		248.9	55.5	155.4	1.880.8
The Oppenheimer Group	NAM	508.9	264.8	191.3	196.0	75.5	403.4	15.7	89.8		75.5	1.236.5
Frucom Hamburg GmbH & Co	EUR	503.0				0.2		284.7	124.4	62.9	0.2	503.2
Timfruit B.V.	EUR	499.0						138.8	62.0	212.9		499.0
Difrimex S.A. de C.V.	LAT	279.5						279.5				279.5
Fruitech Co., Ltd.	FAR	56.1				13.5		18.7			13.5	69.6
To Order	EUR	69.3						69.3				69.3
KPC Inc.	FAR	16.7							16.7			16.7
Brimland Enterprises Corp.	FAR					3.9					3.9	3.9
Hupco Pte. Ltd.	FAR					2.4					2.4	2.4
Khaishen Trading Sdn Bhd	FAR				1.0	1.1						2.1
La Fruition Co., Ltda.	FAR					1.1						1.1
Chinafaith Worldwide Limited	FAR					1.1						1.1
TOTAL TONS	2008/2009	2.979.8	588.3	445.0	291.5	260.5	1.143.3	806.7	541.9	331.2	254.1	4.565.2
	2007/2008	4.135.8	579.4	414.7	280.4	442.6	2.374.4	1.021.5	371.3	295.5	429.8	6.235.9
	2006/2007	5.845.7	452.6	545.7	230.9	283.1	3.631.5	1.337.2	404.7	436.9	230.1	7.794.4
TOTAL TH.CASES	2008/2009	407.0	74.2	58.7	37.6	52.1	139.4	109.8	69.6	60.9	50.8	629.6
	2007/2008	563.9	77.6	54.8	39.8	87.3	290.7	148.1	56.4	58.3	84.7	845.1
	2006/2007	738.7	61.9	72.4	30.1	54.7	444.6	169.6	50.6	69.6	44.4	982.2

## Exports by Destination Market

Season 2008/2009 (Tons)

PRODUCE	NORTH AMERICA		EUROPE		FAR	TOTAL TONS			TOTAL TH.CASES		
	EAST	WEST	CONT	UK	EAST	2008-09	2007-08	2006-07	2008-09	2007-08	2006-07
TABLE GRAPES	3.383.8	270.4	374.8	74.9	401.7	4.505.6	3.489.6	2.337.3	581.1	450.7	285.5
CHERRIES	9.2					9.2			1.8		
THOMPSON GRAPE	1.019.7	133.3	217.7	41.9		1.412.5	1.082.1	597.6	189.2	141.4	73.1
CRIMSON GRAPE	680.3	76.1	26.0	17.6	62.0	861.8	560.8	377.3	108.1	70.8	46.3
SUGRAONE GRAPE	447.9	13.3	93.5	13.5		568.1	87.7		79.6	19.2	
FLAME SDL GRAPE	509.1	40.7	8.9	2.0		560.7	803.0	351.9	69.4	102.1	42.9
R. GLOBE GRAPE	223.7		15.8		293.4	532.9	338.9	151.8	64.8	42.1	18.5
PERLON GRAPE	238.5	6.2				244.7	189.9	198.4	29.5	23.2	24.2
AUT. RY. GRAPE	102.8	0.8	1.5		26.7	131.8	116.3	70.8	16.0	14.1	8.6
NOT DEF GRAPE	98.1		11.4		19.7	129.2		74.8	16.6		9.1
BLACK SDL GRAPE	29.9					29.9			3.6		
RUBY SDL GRAPE	26.8					26.8	64.3	95.3	3.3	7.8	11.6
BING CHERRY	9.2					9.2			1.8		
SUPERIOR GRAPE	7.1					7.1		360.1	0.9		43.9
T.SDL GRAPE							246.6			30.1	
CHARTERS	3.368.6	146.4	278.0	74.9		3.867.9	3.294.9	2.337.3	504.4	427.0	285.5
LINERS	15.2	124.0	96.8		401.7	637.7	194.6		76.7	23.7	
AIR FREIGHT	9.2					9.2			1.8		
TOTAL TONS	2008-09	3.393.0	270.4	374.8	74.9	4.514.8					
	2007-08	2.948.4		231.1	115.4	194.6	3.489.6				
	2006-07	2.337.3						2.337.3			
TOTAL TH.CASES	2008-09	413.8	33.0	70.5	16.6	49.0			582.9		
	2007-08	359.6		41.8	25.7	23.7				450.7	
	2006-07	285.5									285.5

## Exports by Consignee

Season 2008/2009 (Tons)

CONSIGNEE	MKT	GRAPE	CHERRY	THOMPSON	CRIMSON	SUGRAONE	FLAME SDL	R. GLOBE	PERLON	AUT. RY.	NOT DEF	TOTAL
Sbrocco International, Inc.	NAM	2.098.7	9.2	606.1	326.2	303.8	302.1	137.0	227.6	65.0	79.0	2.107.9
Unifrutti Of America, Inc.	NAM	1.431.6		487.6	425.7	144.1	207.0	86.7	10.9	38.6	19.1	1.431.6
Origin Fruit Direct BV	EUR	222.7		91.1	17.9	93.5	8.9				11.4	222.7
Vanquard Marketing Services LLC	FAR	197.9			26.6			125.0		26.7	19.7	197.9
Fisher Capespan	NAM	124.0		59.3	4.4	13.3	40.7		6.2			124.0
Frucom Hamburg GmbH & Co	EUR	96.8		71.2	8.1			15.8		1.5		96.8
Tung Shing Fresh Fruit Co., Ltd.	FAR	78.7						78.7				78.7
A. Gomez Ltd.	EUR	74.9		41.9	17.6	13.5	2.0					74.9
CMR Group	EUR	55.4		55.4								55.4
Long Oasis Limited	FAR	39.5						39.5				39.5
Dalian Yidu Group Co., Ltd	FAR	39.4						39.4				39.4
Fruteria, Inc.	FAR	35.4			35.4							35.4
Beijing Yidu Yongyu Fruits	FAR	10.8						10.8				10.8
TOTAL TONS	2008/2009	4.505.6	9.2	1.412.5	861.8	568.1	560.7	532.9	244.7	131.8	129.2	4.514.8
	2007/2008	3.489.6		1.082.1	560.8	87.7	803.0	338.9	189.9	116.3	74.8	3.489.6
	2006/2007	2.337.3		597.6	377.3		351.9	151.8	198.4	70.8		2.337.3
TOTAL TH.CASES	2008/2009	581.1	1.8	189.2	108.1	79.6	69.4	64.8	29.5	16.0	16.6	582.9
	2007/2008	450.7		141.4	70.8	19.2	102.1	42.1	23.2	14.1		450.7
	2006/2007	285.5		73.1	46.3		42.9	18.5	24.2	8.6	9.1	285.5

Alquimia Fresh S.A

Phone: 56 (2) 2478601

Fax: 56 (2) 2478830

e-mail: r.segura@alquimiasfresh.cl

Contact: Rodrigo Segura

www.alquimiasfresh.cl

RUT: 76957880-3

Avda Nueva Costanera 3698 Of. 603

Vitacura



## Exports by Destination Market

Season 2008/2009 (Tons)

PRODUCE	FAR EAST	EUROPE	MIDDLE EAST	NORTH AMERICA		TOTAL TONS		TOTAL TH.CASES	
				EAST	WEST	2008-09	2007-08	2008-09	2007-08
TABLE GRAPES	1,692.8	308.5	57.8			2,059.2	1,608.1	282.6	216.9
APPLES	715.9	301.2	165.7			1,182.9	1,565.5	62.9	80.9
PLUMS	372.9	328.3	20.6			721.8	392.0	109.9	57.5
KIWIFRUIT	112.0	179.2		32.7	37.2	361.1	115.0	35.6	11.0
CHERRIES	42.2			1.0		43.2	7.9	8.6	1.6
NECTARINES	39.8	3.2				43.0	63.1	5.0	7.0
PEARS		23.3				23.3		1.3	
CLEMENTINES		22.4				22.4		2.2	
PEACHES	4.3	5.6				9.8		2.1	
BLUEBERRIES	4.8				1.0	5.9		3.9	
R. GLOBE GRAPE	1,065.6	24.1	38.3			1,128.0	1,028.1	141.9	120.1
THOMPSON GRAPE	217.9	263.3	19.6			500.7	432.3	86.1	75.1
HAYWARD KIWI	112.0	179.2		32.7	37.2	361.1	115.0	35.6	11.0
RY. GALA APPLE	300.4		59.4			359.8	63.4	18.8	3.3
GRANNIES APPLE	117.1	57.6				174.7	19.6	9.3	1.0
BONIE PLUM	110.2	56.8				167.0	104.2	23.6	13.7
FUJI APPLE	159.0					159.0	629.7	8.2	32.0
AUT. RY. GRAPE	153.3					153.3	18.7	18.7	2.3
LT. CATAL. PLUM	83.2	48.2				131.4	108.4	18.9	18.9
RED CHIEF APPLE		129.2				129.2	485.6	7.1	25.2
CRIMSON GRAPE	128.1					128.1	81.8	15.6	10.8
NOT DEF GRAPE	127.9					127.9	18.7	15.6	2.3
R. STARK. APPLE		74.1	38.8			112.9	122.7	6.2	6.7
LINERS	2,960.5	261.8	201.6	32.7	37.2	3,493.8	3,141.9	362.0	283.2
CHARTERS	10.9	909.9			1.0	921.9	608.4	145.8	91.4
AIR FREIGHT	13.3			1.0		14.3	1.3	4.1	0.3
<b>TONS</b>	<b>2008-09</b>	<b>2,984.8</b>	<b>1,171.7</b>	<b>244.2</b>	<b>33.7</b>	<b>38.2</b>	<b>4,472.6</b>		
	<b>2007-08</b>	<b>2,636.2</b>	<b>913.5</b>	<b>128.4</b>	<b>73.4</b>		<b>3,751.6</b>		
<b>TH.CASES</b>	<b>2008-09</b>	<b>314.1</b>	<b>168.8</b>	<b>24.1</b>	<b>3.2</b>	<b>4.2</b>		<b>514.3</b>	
	<b>2007-08</b>	<b>237.3</b>	<b>123.7</b>	<b>7.1</b>	<b>6.8</b>				<b>374.9</b>

## Exports by Consignee

Season 2008/2009 (Tons)

CONSIGNEE	MKT	GRAPE	APPLE	PLUM	KIWIS	CHERRY	R. GLOBE	THOMPSON	HAYWARD	RY. GALA	GRANNIES	TOTAL		
Long Oasis Limited	FAR	288.0	253.2	143.6	112.0	19.8	265.3	22.6				847.7		
Fruchthansa GmbH	EUR	254.0		325.9				232.8				584.9		
Pomina Enterprise Co., Ltd.	FAR	403.0	116.9	64.8			399.3			38.7	39.1	584.7		
Limpantiss S.A.	EUR	17.6	218.0		179.2		17.6		179.2		15.3	414.7		
Jinwon Trading Co., Ltd.	FAR	333.6					117.8	124.3				333.6		
Jane Bros Enterprise Co., Ltd.	FAR	168.3	159.5				74.8					327.8		
Fruteria, Inc.	FAR	201.8					77.6	70.9				201.8		
Evergalan Enterprise Co., Ltd.	FAR		20.1	121.3								155.9		
Fresh Fruits Company Ltd.	MID	57.8	59.4	20.6			38.2	19.6		59.4		137.8		
Spreafico Francesco e F.lli SPA	EUR		83.3								42.2	106.6		
To Order	MID		106.3									106.3		
Ten International, Inc.	FAR	18.7	60.2	21.6								101.0		
Dae Wang G & T	FAR	93.5										93.5		
Fresh Joy Co. Ltd.	FAR	37.4		21.6		19.2	18.7					81.0		
Shanghai New Long March Int. Trade	FAR	56.1	19.6				56.1			19.6		75.6		
Aartsenfruit Breda B.V.	EUR	37.0		2.4			6.6	30.5				65.5		
To Order	FAR		47.4							47.4		47.4		
Huitong Economic Trade	FAR	37.4					18.7					37.4		
Rio Vista Limitada	NAM				32.7	1.0			32.7			33.7		
Pornvichai Ltd. PT.	FAR		19.6			0.6					19.6	20.2		
Fullbloom Int'l Limited	FAR	18.7				1.3	18.7					20.0		
Fruit Well Trading Co., Ltd.	FAR		19.6									19.6		
To Order	NAM				18.7				18.7			18.7		
Farm Glory Co., Ltd.	FAR	18.7					18.7					18.7		
Others		33.0			18.5	1.3	15.3		18.5			53.8		
<b>TONS</b>	<b>2008/2009</b>			<b>2,059.2</b>	<b>1,182.9</b>	<b>721.8</b>	<b>361.1</b>	<b>43.2</b>	<b>1,128.0</b>	<b>500.7</b>	<b>361.1</b>	<b>359.8</b>	<b>174.7</b>	<b>4,472.6</b>
	<b>2007/2008</b>			<b>1,608.1</b>	<b>1,565.5</b>	<b>392.0</b>	<b>115.0</b>	<b>7.9</b>	<b>1,028.1</b>	<b>432.3</b>	<b>115.0</b>	<b>63.4</b>	<b>19.6</b>	<b>3,751.6</b>
<b>TH.CASES</b>	<b>2008/2009</b>			<b>282.6</b>	<b>62.9</b>	<b>109.9</b>	<b>35.6</b>	<b>8.6</b>	<b>141.9</b>	<b>86.1</b>	<b>35.6</b>	<b>18.8</b>	<b>9.3</b>	<b>514.3</b>
	<b>2007/2008</b>			<b>216.9</b>	<b>80.9</b>	<b>57.5</b>	<b>11.0</b>	<b>1.6</b>	<b>120.1</b>	<b>75.1</b>	<b>11.0</b>	<b>3.3</b>	<b>1.0</b>	<b>374.9</b>



## Exports by Destination Market

Season 2008/2009 (Tons)

PRODUCE	NORTH AMERICA		EUROPE			FAR	TOTAL TONS			TOTAL TH.CASES		
	EAST	WEST	CONT	RUS	UK	EAST	2008-09	2007-08	2006-07	2008-09	2007-08	2006-07
TABLE GRAPES	1,287.5	297.7	935.9	229.1	308.6	1,328.3	4,387.1	4,865.7	2,732.1	640.4	789.9	411.4
LEMONS	49.5						49.5			2.9		
AVOCADOS		21.5					21.5	49.6		1.9	12.4	
PLUMS								1.2			0.1	
THOMPSON GRAPE	493.0	212.9	303.6	198.1	107.9	96.1	1,411.6	1,393.3	918.5	210.0	229.1	146.0
CRIMSON GRAPE	384.6	23.6	297.3		174.3	457.8	1,337.7	1,337.5	393.8	200.5	222.3	62.7
R. GLOBE GRAPE	76.5		12.6	18.7			755.7	863.4	629.9	105.8	83.8	77.2
SUGRAONE GRAPE	83.9	35.5	217.9		14.4	18.7	370.3	596.7	259.7	65.7	116.6	45.9
FLAME SDL GRAPE	88.9	25.7	81.1				195.7	308.4	273.7	30.6	49.7	35.6
BLACK SDL GRAPE	90.3		6.3	12.3			108.9	101.8	125.8	13.0	12.6	15.3
PRINCESS GRAPE	52.2		17.1				69.3	188.7	90.8	10.2	28.2	15.5
GENOVA LEMON	49.5						49.5			2.9		
NOT DEF GRAPE	17.5					12.0	29.5	222.0	13.0	4.6	32.5	2.0
HASS AVOCADO		21.5					21.5	49.6		1.9	12.4	
EMPEROR GRAPE	0.7						0.7			0.08		
RUBY SDL GRAPE								50.3	64.5		10.1	8.0
RY. MUSC. GRAPE								15.3			1.7	
CHARTERS	1,171.2	30.6	808.0	229.1	236.5	74.8	2,550.1	3,244.6	2,134.6	399.4	542.7	327.1
LINERS	165.9	288.6	127.9		72.1	1,253.5	1,908.0	1,671.9	597.5	245.8	259.8	84.3
TOTAL TONS	2008-09	1,337.1	319.2	935.9	229.1	308.6	1,328.3	4,458.1				
	2007-08	1,106.3	315.6	1,724.1	37.4	771.3	961.8		4,916.5			
	2006-07	942.1	384.0	722.5		231.2	452.3			2,732.1		
TOTAL TH.CASES	2008-09	159.6	38.2	192.7	27.9	63.0	163.8			645.2		
	2007-08	137.1	39.4	354.4	4.6	143.5	123.6				802.5	
	2006-07	115.6	46.8	151.5		42.1	55.3					411.4

## Exports by Consignee

Season 2008/2009 (Tons)

CONSIGNEE	MKT	GRAPE	LEMON	AVOCADO	THOMPSON	CRIMSON	R. GLOBE	SUGRAONE	FLAME SDL	BLACK SDL	PRINCESS	TOTAL
Jac Vandenberg, Inc.	NAM	1,148.6			564.4	325.6	18.7	62.1	112.3	65.5		1,148.6
Timerfruit B.V.	EUR	923.3			303.6	297.3		217.9	81.1	6.3	17.1	923.3
Unifrutti Of America, Inc.	NAM	404.4			141.5	50.4	57.8	57.2	2.3	24.8	52.2	404.4
Huitong Economic Trade	FAR	280.4				74.8	187.0	18.7				280.4
JLM Produce Ltd.	EUR	166.5			24.4	115.7		14.4				166.5
OOO Inter Torg	EUR	146.2			146.2							146.2
To Order	FAR	130.8				31.4	99.4					130.8
Wing Mau Trading Co., Ltd.	FAR	112.2				37.4	74.8					112.2
Kingo Korea Co., Ltd.	FAR	96.1			96.1							96.1
Farm Glory Co., Ltd.	FAR	93.5				28.1	65.4					93.5
Fruteria, Inc.	FAR	74.8				74.8						74.8
Global Trading Co.,Ltd	FAR	74.8				74.8						74.8
Long Oasis Limited	FAR	74.8				18.7	56.1					74.8
Pt.Mulia Raya Agrijaya	FAR	74.8					74.8					74.8
A. Gomez Ltd.	EUR	72.0			65.7	6.3						72.0
Mack Multiples	EUR	70.1			17.8	52.3						70.1
To Order	EUR	64.1			51.9					12.3		64.1
Pomina Enterprise Co., Ltd.	FAR	56.1					56.1					56.1
LGS Specialty Sales Ltd	NAM		49.5									49.5
Woo Lee Fruit & Vegetables Co. Ltd.	FAR	37.4				26.2	11.2					37.4
PT. Multi Graha Perdana	FAR	37.4					37.4					37.4
Globewide Trading	FAR	37.4					37.4					37.4
Kingo Fruits Co., Ltd.	FAR	35.5				16.8	18.7					35.5
Provincial Fruit Co - Rite Pak Prod.	NAM	32.2					32.2					32.2
Others		143.6			21.5	74.9	68.7					165.1
TOTAL TONS	2008/2009	4,387.1	49.5	21.5	1,411.6	1,337.7	863.4	370.3	195.7	108.9	69.3	4,458.1
	2007/2008	4,865.7		49.6	1,393.3	1,337.5	629.9	596.7	308.4	101.8	188.7	4,916.5
	2006/2007	2,732.1			918.5	393.8	574.9	259.7	273.7	125.8	90.8	2,732.1
TOTAL TH.CASES	2008/2009	640.4	2.9	1.9	210.0	200.5	105.8	65.7	30.6	13.0	10.2	645.2
	2007/2008	789.9		12.4	229.1	222.3	83.8	116.6	49.7	12.6	28.2	802.5
	2006/2007	411.4			146.0	62.7	77.2	45.9	35.6	15.3	15.5	411.4

## Quilaco S.A., Agroindustrias

Phone: 56 (2) 4384200/4384201

Fax: 56 (2) 4384202

e-mail: quilaco@entelchile.net

Contact: Pablo Passalacqua

RUT: 96576540-9

Carretera Gral San Martín Km 44, Casilla 38

Colina, Santiago



AGROINDUSTRIAS  
QUILACO S.A.

## Exports by Destination Market

Season 2008/2009 (Tons)

PRODUCE	EUROPE		NORTH AMERICA		TOTAL TONS			TOTAL TH.CASES		
	CONT	UK	EAST	WEST	2008-09	2007-08	2006-07	2008-09	2007-08	2006-07
TABLE GRAPES	1,536.7	914.8	1,668.4	317.1	4,437.0	3,007.8	3,638.5	584.2	435.9	508.0
THOMPSON GRAPE	928.8	607.0	656.1	72.1	2,264.0	1,563.2	1,698.5	307.3	235.6	232.9
CRIMSON GRAPE	27.4	242.7	444.3	24.1	738.6	253.5	937.0	98.2	34.4	126.7
R. GLOBE GRAPE	467.2		131.8	32.8	631.8	391.9	290.6	77.2	53.4	47.9
FLAME SDL GRAPE	6.2	10.6	317.3	118.1	452.2	406.5	91.1	55.5	64.1	18.0
SUGRAONE GRAPE	107.1	54.4	40.3	48.8	250.6	197.0	387.7	33.9	31.3	49.8
AUT. RY. GRAPE			78.6	21.3	99.8	136.2	151.2	12.2	10.4	17.6
NOT DEF GRAPE						32.0	1.5		3.6	0.3
DOWN SDL GRAPE						27.7	0.03		3.1	0.003
RUBY SDL GRAPE							76.5			13.8
RUBY GRAPE							2.7			0.6
RED SDL GRAPE							1.6			0.4
CHARTERS	1,497.4	889.8	1,584.1	317.1	4,288.4	2,625.6	3,609.3	564.2	378.9	504.2
LINERS	39.4	25.0	84.3		148.7	362.4	29.2	20.1	54.7	3.8
AIR FREIGHT						19.8			2.2	
<b>TOTAL TONS</b>	<b>2008-09</b>	<b>1,536.7</b>	<b>914.8</b>	<b>1,668.4</b>	<b>317.1</b>	<b>4,437.0</b>				
	2007-08	1,344.5	1,082.7	392.0	170.9		3,007.8			
	2006-07	756.6	2,881.9					3,638.5		
<b>TOTAL TH.CASES</b>	<b>2008-09</b>	<b>210.2</b>	<b>133.8</b>	<b>201.8</b>	<b>38.5</b>			<b>584.2</b>		
	2007-08	218.4	153.2	41.5	20.6				435.9	
	2006-07	136.1	371.9							508.0

## Exports by Consignee

Season 2008/2009 (Tons)

CONSIGNEE	MKT	GRAPE	THOMPSON	CRIMSON	R. GLOBE	FLAME SDL	SUGRAONE	AUT. RY.	TOTAL
Dayka & Hackett LLC	NAM	1,334.3	505.4	364.8	118.5	222.8	64.0	58.7	1,334.3
Mack Multiples	EUR	693.5	418.3	231.9			43.2		693.5
Trofi B.V.	EUR	688.0	635.9				52.0		688.0
Pacific Trellis Fruit	NAM	388.6	135.6	58.7	46.1	95.6	11.5	41.1	388.6
Leo Pels Import B.V.	EUR	345.2	185.1		144.4		15.7		345.2
Sbrocco International, Inc.	NAM	262.5	87.2	44.9		116.9	13.6		262.5
Hillfresh International B.V.	EUR	235.5	59.3		130.7	6.2	39.4		235.5
To Order	EUR	183.7	11.0		172.7				183.7
JLM Produce Ltd.	EUR	143.8	133.0	10.8					143.8
Capespan	EUR	108.5	61.7	27.4	19.4				108.5
Griffin & Brand Ltd.	EUR	28.4	28.4						28.4
Total Produce B.V.	EUR	25.0	3.1			10.6	11.3		25.0
<b>TOTAL TONS</b>	<b>2008/2009</b>	<b>4,437.0</b>	<b>2,264.0</b>	<b>738.6</b>	<b>631.8</b>	<b>452.2</b>	<b>250.6</b>	<b>99.8</b>	<b>4,437.0</b>
	2007/2008	3,007.8	1,563.2	253.5	391.9	406.5	197.0	136.2	3,007.8
	2006/2007	3,638.5	1,698.5	937.0	290.6	91.1	387.7	151.2	3,638.5
<b>TOTAL TH.CASES</b>	<b>2008/2009</b>	<b>584.2</b>	<b>307.3</b>	<b>98.2</b>	<b>77.2</b>	<b>55.5</b>	<b>33.9</b>	<b>12.2</b>	<b>584.2</b>
	2007/2008	435.9	235.6	34.4	53.4	64.1	31.3	10.4	435.9
	2006/2007	508.0	232.9	126.7	47.9	18.0	49.8	17.6	508.0

**Exports by Destination Market**

Season 2008/2009 (Tons)

PRODUCE	LATIN AMERIC	FAR EAST	NORTH AMERICA		EUROPE		TOTAL TONS			TOTAL TH.CASES		
			EAST	WEST	CONT	UK	2008-09	2007-08	2006-07	2008-09	2007-08	2006-07
APPLES	1,714.6	1,484.4	386.0	180.7	290.1	162.5	4,218.2	28,967	28,042	239.5	1,805.3	1,794.4
TABLE GRAPES			25.0				25.0	5,147.8	3,584.0	3.1	695.5	497.6
AVOCADOS				21.5			21.5	65.7		1.9	12.5	
CHERRIES			1.9				1.9	774.7	405.5	0.4	172.5	86.2
PEARS								415.0	279.8		41.5	25.4
ORANGES								108.0	257.3		7.2	15.8
KIWIFRUIT								24.0			2.4	
NASHI PEARS								8.1	29.8		2.0	6.0
CLEMENTINES									189.4			60.3
FUJI APPLE	168.1	1,011.1	12.2	30.6			1,222.0	2,979.5	3,766.6	65.2	164.7	200.6
BRAEBURN APPLE	269.6		303.4	32.5	131.3	21.4	758.1	4,810.9	3,531.2	50.1	322.8	257.7
RICH. D. APPLE	519.9						519.9	1,263.8	1,242.3	26.9	74.7	75.0
C. PINK APPLE	287.3		70.5		71.2	88.4	517.4	1,499.1	1,788.4	30.9	91.3	128.5
RY. GALA APPLE	365.8			117.6			483.4	13,871	12,565	25.1	857.2	777.3
FUJI RO. APPLE		473.3					473.3	6.9	301.9	24.7	0.3	15.6
PINK L. APPLE					87.6	52.7	140.3	885.6	772.6	11.2	81.0	67.8
GRANNIES APPLE	84.5						84.5	2,713.9	2,756.9	4.4	149.4	175.3
CRIMSON GRAPE			25.0				25.0	781.1	1,017.7	3.1	110.8	142.8
HASS AVOCADO				21.5			21.5	65.7		1.9	12.5	
JAZZ APPLE	11.1						11.1	45.4	6.1	0.6	2.5	0.3
NOT DEF APPLE	8.2						8.2	510.3	171.4	0.4	31.5	13.2
BING CHERRY			1.9				1.9	724.6	383.8	0.4	162.5	82.2
LINERS	1,652.5	1,484.4	411.0	202.2	290.1	162.5	4,202.7	29,003	29,877	241.3	2,036.2	2,102.2
LAND FREIGHT	62.1						62.1	125.0	372.0	3.2	6.6	25.5
AIR FREIGHT			1.9				1.9	202.2	147.9	0.4	55.1	35.1
CHARTERS								6,180.6	2,390.6		641.0	323.0
<b>TOTAL TONS</b>	<b>2008-09</b>	<b>1,714.6</b>	<b>1,484.4</b>	<b>413.0</b>	<b>202.2</b>	<b>290.1</b>	<b>162.5</b>	<b>4,266.7</b>				
	<b>2007-08</b>	<b>3,874.9</b>	<b>3,784.3</b>	<b>5,496.6</b>	<b>1,555.8</b>	<b>7,195.1</b>	<b>9,586.1</b>		<b>35,510</b>			
	<b>2006-07</b>	<b>1,878.9</b>	<b>4,480.4</b>	<b>8,387.9</b>	<b>1,990.2</b>	<b>6,495.5</b>	<b>9,163.1</b>			<b>32,788</b>		
<b>TOTAL TH.CASES</b>	<b>2008-09</b>	<b>88.6</b>	<b>78.6</b>	<b>31.3</b>	<b>12.3</b>	<b>22.9</b>	<b>11.2</b>			<b>244.9</b>		
	<b>2007-08</b>	<b>201.8</b>	<b>280.3</b>	<b>379.7</b>	<b>96.2</b>	<b>757.3</b>	<b>742.2</b>				<b>2,739.0</b>	
	<b>2006-07</b>	<b>115.2</b>	<b>304.8</b>	<b>577.3</b>	<b>137.2</b>	<b>620.2</b>	<b>706.0</b>					<b>2,485.6</b>

**Exports by Consignee**

Season 2008/2009 (Tons)

CONSIGNEE	MKT	APPLE	GRAPE	AVOCADO	CHERRY	FUJI	BRAEBURN	RICH. D.	C. PINK	RY. GALA	FUJI RO.	TOTAL
Vanguard Marketing Services LLC	FAR	688.2				255.0					433.2	688.2
Kingo Fruits Co., Ltd.	FAR	620.6				580.5					40.1	620.6
Fruitera del Litoral Cia. Ltda.	LAT	394.4				13.6	134.8	90.6	115.6	34.5		394.4
Wal-Mart Stores, Inc.	NAM	290.6				42.8	217.8		30.1			290.6
Fruitera Don Marcos Frudonmar S.A.	LAT	262.4				72.2	0.9	34.4	93.7	31.9		262.4
Desarrolladora Int.	LAT	215.0				46.9	11.3	41.6	8.4	85.6		215.0
Cobana Fruchtring GmbH & Co	EUR	202.5					131.3		71.2			202.5
To Order	FAR	175.6				175.6						175.6
Hortifrutti, Inc.	LAT	175.6					7.8	60.6	2.9	69.1		175.6
Import y Export M&M S.A.	LAT	138.0				31.5	14.7			91.8		138.0
The Oppenheimer Group	NAM	118.1					118.1					118.1
Chiquita Fresh North America	NAM	117.6								117.6		117.6
Imdismol, S.A. de C.V.	LAT	107.0						41.3	65.7			107.0
Global Pacific Produce Inc.	EUR	103.7							51.8			103.7
Fruticola de Colombia S.A.	LAT	102.1					82.3	19.8				102.1
Hortifrutti Honduras	LAT	95.3					6.0	58.3	1.0	20.1		95.3
Fruchthansa GmbH	EUR	87.6										87.6
WSW Trading S.A.	LAT	59.3						59.3				59.3
Cerealista Expoeste Ltda.	LAT	41.4						41.4				41.4
Sun Orchard Fruit Co.	NAM	40.4							40.4			40.4
Corporac.De Companias Agroind.	LAT	40.1				3.8		12.0		21.1		40.1
Fruitera Del Litoral Colombia	LAT	39.9						39.9				39.9
Worldwide Fruits UK	EUR	37.4							36.6			37.4
Loblaws Companies East Prod.	NAM		25.0		1.9							26.9
Others			65.6			21.5		33.2	20.7		11.8	87.1
<b>TOTAL TONS</b>	<b>2008/2009</b>		<b>4,218.2</b>	<b>25.0</b>	<b>21.5</b>	<b>1.9</b>	<b>1,222.0</b>	<b>758.1</b>	<b>519.9</b>	<b>517.4</b>	<b>483.4</b>	<b>4,266.7</b>
	<b>2007/2008</b>		<b>28,967.0</b>	<b>5,147.8</b>	<b>65.7</b>	<b>774.7</b>	<b>2,979.5</b>	<b>4,810.9</b>	<b>1,263.8</b>	<b>1,499.1</b>	<b>13,871.0</b>	<b>35,510</b>
	<b>2006/2007</b>		<b>28,042.0</b>	<b>3,584.0</b>			<b>405.5</b>	<b>3,766.6</b>	<b>3,531.2</b>	<b>1,242.3</b>	<b>1,788.4</b>	<b>32,788</b>
<b>TOTAL TH.CASES</b>	<b>2008/2009</b>		<b>239.5</b>	<b>3.1</b>	<b>1.9</b>	<b>0.4</b>	<b>65.2</b>	<b>50.1</b>	<b>26.9</b>	<b>30.9</b>	<b>25.1</b>	<b>244.9</b>
	<b>2007/2008</b>		<b>1,805.3</b>	<b>695.5</b>	<b>12.5</b>	<b>172.5</b>	<b>164.7</b>	<b>322.8</b>	<b>74.7</b>	<b>91.3</b>	<b>857.2</b>	<b>2,739.0</b>
	<b>2006/2007</b>		<b>1,794.4</b>	<b>497.6</b>		<b>86.2</b>	<b>200.6</b>	<b>257.7</b>	<b>75.0</b>	<b>128.5</b>	<b>777.3</b>	<b>2,485.6</b>



## Exports by Destination Market

Season 2008/2009 (Tons)

PRODUCE	NORTH AMERICA		EUROPE		FAR	TOTAL TONS			TOTAL TH.CASES		
	EAST	WEST	CONT	UK	EAST	2008-09	2007-08	2006-07	2008-09	2007-08	2006-07
TABLE GRAPES	906.5	223.0		1,314.6	1,002.4	3,446.5	3,046.7	2,204.6	418.5	364.6	267.8
PEACHES	335.8	18.1				354.0	279.3	214.0	50.2	37.5	28.5
AVOCADOS	86.0	107.5	21.5			215.0	305.9	345.9	19.2	28.6	31.4
NECTARINES	206.6					206.6	228.8	159.7	29.2	30.5	21.3
LEMONS	24.8					24.8	49.5		1.4	2.9	
PLUMS							355.6	118.0		43.7	15.0
THOMPSON GRAPE	347.2	102.3		411.0		860.5	934.6	513.6	103.6	111.3	61.7
R. GLOBE GRAPE		3.9			542.3	546.2	261.2	367.6	66.6	31.8	44.8
CRIMSON GRAPE	20.7			251.6	265.8	538.1	549.5	799.3	68.2	66.5	97.2
FLAME SDL GRAPE	215.0	33.9		149.1		397.9	520.4	311.2	47.9	61.7	38.1
SUGRAONE GRAPE	62.7	15.7		267.8		346.3	216.4	54.7	40.7	25.5	6.7
AUT. RY. GRAPE	114.9	3.9		95.6	72.4	286.8	233.9	52.0	35.0	28.5	6.3
BLACK SDL GRAPE	130.4	63.2		72.8		266.4	238.9	74.8	31.8	28.5	9.1
HASS AVOCADO	86.0	107.5	21.5			215.0	305.9	345.9	19.2	28.6	31.4
NOT DEF GRAPE	15.7				121.9	137.6	40.7	31.5	16.8	4.8	3.8
BIG BOY NECTARIN	104.3					104.3	69.7	29.8	14.9	9.3	4.0
JUNE LADY PEACH	95.8	6.3				102.1	64.3	35.6	14.6	8.9	4.7
SUP. RICH PEACH	96.1	0.7				96.8	60.8	36.4	13.7	8.1	4.9
E. M. JST. PEACH	74.8					74.8	78.3	49.0	10.5	10.4	6.5
CHARTERS	1,349.5	159.8		973.7	90.6	2,573.7	2,430.3	1,994.1	322.3	297.9	247.0
LINERS	210.2	188.8	21.5	341.0	911.7	1,673.2	1,812.5	1,041.0	196.2	207.3	116.1
AIR FREIGHT							23.1	7.0		2.6	0.9
TOTAL TONS	2008-09	1,559.7	348.6	21.5	1,314.6	1,002.4	4,246.9				
	2007-08	1,262.0	632.9	364.7	1,403.9	602.4		4,265.8			
	2006-07	1,425.8	858.4	204.7	87.4	465.7			3,042.0		
TOTAL TH.CASES	2008-09	196.8	39.4	1.9	158.1	122.2			518.5		
	2007-08	154.2	74.6	43.6	162.0	73.5				507.8	
	2006-07	174.4	99.4	24.0	9.4	56.8					364.0

## Exports by Consignee

Season 2008/2009 (Tons)

CONSIGNEE	MKT	GRAPE	PEACH	AVOCADO	NECTARIN	LEMON	THOMPSON	R. GLOBE	CRIMSON	FLAME SDL	SUGRAONE	TOTAL
The Oppenheimer Group	NAM	940.3	279.2	86.0	168.1		384.2	3.9	20.7	195.9	61.7	1,473.6
Richard Hochfeld Limited	EUR	643.6					297.0		44.5	71.0	75.8	643.6
International Produce Ltd.	EUR	433.8					7.1		176.5	72.7	137.7	433.8
Shanghai New Long March Int. Trade	FAR	327.3						268.6	15.9			327.3
United Fruit Ltd.	FAR	303.9						149.8	55.7			303.9
To Order	FAR	267.9						41.2	173.5			267.9
Grapes Direct Limited	EUR	223.3					106.9		30.6	5.4	54.3	223.3
Z&S Distributing, Inc	NAM	140.0	29.6		17.0		65.3			33.8	2.4	186.6
Nathel & Nathel, Inc.	NAM	49.2	45.1		21.6					19.1	14.4	115.9
Eco Farms Avocado	NAM			107.5								107.5
Huitong Economic Trade	FAR	82.7						82.7				82.7
To Order	NAM					24.8						24.8
Jose Luis Montosa S.L.	EUR			21.5								21.5
Globewide Trading	FAR	20.7							20.7			20.7
Anaco & Greeve International B.V.	EUR	13.9										13.9
TOTAL TONS	2008/2009	3,446.5	354.0	215.0	206.6	24.8	860.5	546.2	538.1	397.9	346.3	4,246.9
	2007/2008	3,046.7	279.3	305.9	228.8	49.5	934.6	261.2	549.5	520.4	216.4	4,265.8
	2006/2007	2,204.6	214.0	345.9	159.7		513.6	367.6	799.3	311.2	54.7	3,042.0
TOTAL TH.CASES	2008/2009	418.5	50.2	19.2	29.2	1.4	103.6	66.6	68.2	47.9	40.7	518.5
	2007/2008	364.6	37.5	28.6	30.5	2.9	111.3	31.8	66.5	61.7	25.5	507.8
	2006/2007	267.8	28.5	31.4	21.3		61.7	44.8	97.2	38.1	6.7	364.0

## Exports by Destination Market

Season 2008/2009 (Tons)

PRODUCE	LATIN AMERIC	EUROPE		TOTAL TONS			TOTAL TH.CASES		
		CONT	RUS	2008-09	2007-08	2006-07	2008-09	2007-08	2006-07
APPLES	3.472.0	85.6	170.6	3.728.2	1.264.7	125.2	181.7	61.9	6.3
KIWIFRUIT	25.0	134.4		159.4		22.9	15.9		2.3
TABLE GRAPES	114.1			114.1	236.5		20.3	29.0	
PEARS	91.1			91.1			4.5		
PLUMS	52.7			52.7			5.9		
CHERRIES	33.0			33.0			3.3		
NECTARINES	30.2			30.2			3.4		
PEACHES	28.2			28.2			3.1		
RY. GALA APPLE	2.247.9			2.247.9	619.3	73.1	107.7	28.7	3.7
GRANNIES APPLE	406.6	85.6	170.6	662.8	331.7	10.1	34.4	17.3	0.5
RICH. D. APPLE	593.4			593.4	241.6	35.7	29.0	12.3	1.8
R. STARK. APPLE	163.8			163.8			7.6		
HAYWARD KIWIS	25.0	134.4		159.4		22.9	15.9		2.3
PACKHAMS PEAR	91.1			91.1			4.5		
R. GLOBE GRAPE	82.8			82.8	41.3		16.6	5.0	
FUJI APPLE	50.7			50.7		6.3	2.4		0.3
BING CHERRY	33.0			33.0			3.3		
REGAL GRAPE	31.3			31.3			3.8		
B. AMBAR PLUM	27.6			27.6			3.1		
RED LADY PEACH	16.9			16.9			1.9		
E. ROSA PLUM	14.1			14.1			1.6		
LINERS	3.715.0	220.0	170.6	4.105.6	1.086.8		229.8	55.9	
LAND FREIGHT	131.4			131.4	103.7	148.1	8.3	8.2	8.6
CHARTERS					310.6			26.9	
TOTAL TONS	2008-09 3.846.4	220.0	170.6	4.237.0					
	2007-08 1.011.1		490.1		1.501.1				
	2006-07 148.1					148.1			
TOTAL TH.CASES	2008-09 210.5	18.1	9.4				238.0		
	2007-08 50.6		40.3					90.9	
	2006-07 8.6								8.6

## Exports by Consignee

Season 2008/2009 (Tons)

CONSIGNEE	MKT	APPLE	KIWIS	GRAPE	PEAR	PLUM	RY. GALA	GRANNIES	RICH. D.	R. STARK.	HAYWARD	TOTAL
Starfrut S.A.	LAT	2.505.5		31.3	65.5	10.4	1.544.9	193.1	543.3	163.8		2.664.8
Comercializadora Yanipa S.A.	LAT	248.5		82.8	25.6		213.6	34.9				356.9
Green And Fresh E.U.	LAT	236.0				12.1	166.5	51.9	17.6			276.3
Nativa del Sur S.A.	LAT	235.0					182.2	40.4	12.3			235.0
Cedit Centro Distribuzione Toscana Srl	EUR	85.6	134.4					85.6			134.4	220.0
OOO Sunway Group	EUR	170.6						170.6				170.6
Almacenes Exito S.A.	LAT	116.4					116.4					116.4
To Order	LAT	24.3				30.2	24.3					65.6
JCP Import. E Exp. De Alimentos	LAT	64.9						64.9				64.9
Dellafrutta Comercio Atacadista de Frutas Ltda.	LAT	41.6						21.4	20.2			41.6
Comercial Agric. Helena Ltda.	LAT		25.0								25.0	25.0
TOTAL TONS	2008/2009	3.728.2	159.4	114.1	91.1	52.7	2.247.9	662.8	593.4	163.8	159.4	4.237.0
	2007/2008	1.264.7		236.5			619.3	331.7	241.6			1.501.1
	2006/2007	125.2	22.9				73.1	10.1	35.7		22.9	148.1
TOTAL TH.CASES	2008/2009	181.7	15.9	20.3	4.5	5.9	107.7	34.4	29.0	7.6	15.9	238.0
	2007/2008	61.9		29.0			28.7	17.3	12.3			90.9
	2006/2007	6.3	2.3				3.7	0.5	1.8		2.3	8.6

# Patagonia Export S.A

Phone: 56 (2) 3716262  
 Fax: 56 (2) 371 6267  
 e-mail: patagonex@patagonex.cl  
 Contact: Victor Recart

RUT: 96935720-8  
 Avda. Vitacura Nº 4380, Of. 31  
 Vitacura, Santiago



## Exports by Destination Market

Season 2008/2009 (Tons)

PRODUCE	EUROPE			NORTH AMERICA		FAR	LATIN	TOTAL TONS			TOTAL TH.CASES		
	CONT	RUS	UK	EAST	WEST	EAST	AMERIC	2008-09	2007-08	2006-07	2008-09	2007-08	2006-07
APPLES	864.9	21.4	943.7	64.2		262.8	280.6	2.437.6	828.5	2.417.2	149.9	47.8	147.2
TABLE GRAPES	108.4	45.4	63.4	1.038.0	129.7	313.3		1.698.2	2.409.6	1.055.3	223.5	325.4	155.3
KIWIFRUIT			89.6					89.6	43.2	22.4	9.0	4.3	2.2
CHERRIES	2.9							2.9	17.7		0.9	3.8	
PEARS									177.3	107.2		10.4	12.3
RY. GALA APPLE	269.3		549.3	42.8			194.6	1.056.0	587.9	580.1	64.9	33.4	37.1
RICH. D. APPLE	333.1	8.9	148.8			119.8	38.1	648.7	82.2	869.3	38.7	4.4	49.2
GRANNIES APPLE	226.7	12.5	211.9				47.9	499.0	79.8	656.5	33.1	5.1	43.1
FLAME SDL GRAPE			32.8	409.9	26.8			469.5	397.5	86.0	60.9	48.5	10.6
THOMPSON GRAPE	108.4	31.2	30.6	164.3	32.3	32.1		398.9	694.8	349.4	61.4	109.8	68.0
SUGRAONE GRAPE				232.5	35.2	52.5		320.3	333.1	158.2	39.1	43.9	19.3
CRIMSON GRAPE				131.4	35.4	56.1		222.9	53.6		27.2	6.5	
R. GLOBE GRAPE		14.2		6.1		172.6		192.9	705.6	386.5	23.5	86.0	47.1
FUJI APPLE						143.0		143.0	40.9	125.9	7.4	2.1	6.7
HAYWARD KIWIS			89.6					89.6	43.2	22.4	9.0	4.3	2.2
AUT. RY. GRAPE				86.6				86.6	5.6		10.6	0.7	
BRAEBURN APPLE	35.8		33.6					69.4		145.7	4.7		9.1
NOT DEF APPLE				21.4				21.4	37.6		1.2	2.8	
LINERS	888.4		934.5	64.2	66.9	576.1	280.6	2.810.7	2.402.7	3.145.8	226.0	259.6	264.1
CHARTERS	84.8	66.8	162.2	1.038.0	62.8			1.414.6	988.3	452.4	156.4	118.3	52.0
AIR FREIGHT	2.9							2.9	85.4	3.8	0.9	13.8	0.8
<b>TOTAL TONS</b>	<b>2008-09</b>	<b>976.1</b>	<b>66.8</b>	<b>1.096.7</b>	<b>1.102.2</b>	<b>129.7</b>	<b>576.1</b>	<b>280.6</b>	<b>4.228.2</b>				
	<b>2007-08</b>	<b>662.5</b>		<b>443.2</b>	<b>1.008.4</b>	<b>6.3</b>	<b>732.2</b>	<b>623.8</b>		<b>3.476.4</b>			
	<b>2006-07</b>	<b>1.135.1</b>	<b>19.6</b>	<b>802.5</b>	<b>525.2</b>		<b>947.8</b>	<b>171.8</b>			<b>3.602.0</b>		
<b>TOTAL TH.CASES</b>	<b>2008-09</b>	<b>75.6</b>	<b>6.7</b>	<b>88.0</b>	<b>130.7</b>	<b>15.8</b>	<b>51.9</b>	<b>14.6</b>			<b>383.3</b>		
	<b>2007-08</b>	<b>100.7</b>		<b>41.4</b>	<b>123.1</b>	<b>0.8</b>	<b>86.9</b>	<b>39.0</b>				<b>391.8</b>	
	<b>2006-07</b>	<b>106.9</b>	<b>1.1</b>	<b>67.9</b>	<b>55.6</b>		<b>76.8</b>	<b>8.7</b>					<b>317.0</b>

## Exports by Consignee

Season 2008/2009 (Tons)

CONSIGNEE	MKT	APPLE	GRAPE	KIWIS	CHERRY	RY. GALA	RICH. D.	GRANNIES	FLAME SDL	THOMPSON	SUGRAONE	TOTAL
Premier Fruits (Western Int) Ltd.	EUR	943.7	63.4	89.6		549.3	148.8	211.9	32.8	30.6		1.096.7
Dayka & Hackett LLC	NAM		619.8						259.1	149.9	32.3	619.8
Unifrutti Of America, Inc.	NAM		547.9						177.6	46.7	235.5	547.9
Fresh-Connection Fruchtimport GmbH	EUR	477.7	47.2			220.4	127.3	94.2		47.2		524.9
Frutas Niqui Madrimport S.L.	EUR	211.9				33.6	79.4	98.9				211.9
Zhxing Runfeng Food Co., Ltd.	FAR		187.0							20.0		187.0
Agricola Gloria Due S.R.L.	EUR	175.3				15.3	126.4	33.6				175.3
Fruit Well Trading Co., Ltd.	FAR	143.0										143.0
To Order	FAR	119.8	18.7					119.8				138.5
Baby Fruit Import Export S.A.C	LAT	103.0				71.4	31.6					103.0
Unifrutras E.U.A.	LAT	95.8				47.9		47.9				95.8
Long Oasis Limited	FAR		70.3							12.2	52.5	70.3
Globus Group	EUR		45.4							31.2		45.4
To Order	NAM	42.8				42.8						42.8
Hortifrutti, Inc.	LAT	40.9				34.4	6.5					40.9
Prizako Agency Sdn.	FAR		37.4									37.4
Zimpelmann Agentur GmbH	EUR		30.6		0.6					30.6		31.2
Cobana Fruchtring GmbH & Co	EUR		30.5							30.5		30.5
Frutimport S. de R.L. de C.V.	EUR	21.4						8.9	12.5			21.4
Stanley Orchards Sales, Inc.	NAM	21.4										21.4
Cosecha Del Chef S.A.	LAT	20.4				20.4						20.4
Frutera El Progreso	LAT	20.4				20.4						20.4
Sabrosa Italia S.N.C.	EUR							1.1				1.1
Frutas De Exportacion S.A.	EUR							1.1				1.1
<b>TOTAL TONS</b>	<b>2008/2009</b>		<b>2.437.6</b>	<b>1.698.2</b>	<b>89.6</b>	<b>2.9</b>	<b>1.056.0</b>	<b>648.7</b>	<b>499.0</b>	<b>469.5</b>	<b>398.9</b>	<b>4.228.2</b>
	<b>2007/2008</b>		<b>828.5</b>	<b>2.409.6</b>	<b>43.2</b>	<b>17.7</b>	<b>587.9</b>	<b>82.2</b>	<b>79.8</b>	<b>397.5</b>	<b>694.8</b>	<b>3.476.4</b>
	<b>2006/2007</b>		<b>2.417.2</b>	<b>1.055.3</b>	<b>22.4</b>		<b>580.1</b>	<b>869.3</b>	<b>656.5</b>	<b>86.0</b>	<b>349.4</b>	<b>3.602.0</b>
<b>TOTAL TH.CASES</b>	<b>2008/2009</b>		<b>149.9</b>	<b>223.5</b>	<b>9.0</b>	<b>0.9</b>	<b>64.9</b>	<b>38.7</b>	<b>33.1</b>	<b>60.9</b>	<b>61.4</b>	<b>383.3</b>
	<b>2007/2008</b>		<b>47.8</b>	<b>325.4</b>	<b>4.3</b>	<b>3.8</b>	<b>33.4</b>	<b>4.4</b>	<b>5.1</b>	<b>48.5</b>	<b>109.8</b>	<b>391.8</b>
	<b>2006/2007</b>		<b>147.2</b>	<b>155.3</b>	<b>2.2</b>		<b>37.1</b>	<b>49.2</b>	<b>43.1</b>	<b>10.6</b>	<b>68.0</b>	<b>317.0</b>



**www.soler.cl**  
 RUT: 89255800-0  
 Longitudinal Sur km. 189, Casilla 123  
 Curicó

**Jaime Soler S.A., Agroindustrial**  
 Phone: 56 (75) 381059/380561/56 (2) 6353438  
 Fax: 56 (75) 381059 ext.16  
 e-mail: mariajose@soler.cl  
 Contact: Francisco Soler

## Exports by Destination Market

Season 2008/2009 (Tons)

PRODUCE	LATIN AMERIC	EUROPE			MIDDLE EAST	FAR EAST	NORTH AMERICA		TOTAL TONS			TOTAL TH.CASES		
		CONT	RUS	UK			EAST	WEST	2008-09	2007-08	2006-07	2008-09	2007-08	2006-07
APPLES	803.1	676.8	190.5	32.5	966.6	181.9	20.2		2,871.5	4,609.0	4,528.6	157.9	245.6	242.6
KIWIFRUIT		315.0							315.0	653.0	1,207.5	31.5	65.2	121.6
CHERRIES	100.0	16.5				118.7	50.7	18.4	304.3	352.1	190.9	55.0	71.0	37.7
PEARS	291.3								291.3	352.4	184.8	16.2	19.6	10.7
PLUMS	122.8					27.2			150.0	224.1	455.0	16.7	23.8	53.2
TABLE GRAPES	88.6								88.6	69.9	38.6	10.8	8.5	4.7
NECTARINES	19.7					13.1			32.9	78.6	43.2	3.7	8.7	4.8
RY. GALA APPLE	231.2	303.7			608.5		20.2		1,163.6	1,618.9	1,628.5	63.7	86.1	87.3
GRANNIES APPLE	301.6	298.9	169.3		91.2				861.0	1,794.6	1,357.2	46.8	96.5	72.1
RICH. D. APPLE	160.7		21.2	32.5	266.8				481.2	739.0	1,031.3	26.2	38.7	53.6
HAYWARD KIWIS		315.0							315.0	515.5	1,207.5	31.5	51.5	121.6
PACKHAMS PEAR	262.3								262.3	305.4	162.7	14.6	17.0	9.2
BING CHERRY	94.9	16.5				65.1	50.7	18.4	245.6	334.5	165.7	43.2	67.5	32.6
FUJI APPLE						181.9			181.9	109.6	193.6	9.6	5.8	10.1
ANGELENO PLUM	99.8					7.1			106.8	54.3	192.5	11.9	5.4	21.4
GOLDEN APPLE	99.0								99.0	48.2		5.2	2.4	
NOT DEF CHERRY	2.5					53.6			56.1	17.6	25.2	11.2	3.5	5.0
R. GLOBE GRAPE	45.5								45.5	17.7	37.7	5.6	2.2	4.6
BRAEBURN APPLE		43.0							43.0	16.3	192.1	3.4	1.3	12.2
THOMPSON GRAPE	40.3								40.3	52.2	0.9	4.9	6.4	0.1
LINERS	1,140.9	693.2	169.3	32.5	966.6	329.8	53.5	18.4	3,404.3	5,605.7	5,769.5	222.6	357.5	382.3
CHARTERS		315.0	21.2						336.2	600.3	701.5	32.7	63.9	75.2
LAND FREIGHT	275.7								275.7	79.5	146.1	28.6	10.2	11.4
AIR FREIGHT	8.9					11.2	17.4		37.5	53.5	31.5	7.9	11.0	6.5
<b>TOTAL TONS</b>	<b>2008-09</b>	<b>1,425.6</b>	<b>1,008.2</b>	<b>190.5</b>	<b>32.5</b>	<b>966.6</b>	<b>340.9</b>	<b>70.9</b>	<b>18.4</b>	<b>4,053.7</b>				
	<b>2007-08</b>	<b>1,221.6</b>	<b>2,018.6</b>	<b>702.9</b>		<b>1,634.6</b>	<b>675.2</b>	<b>86.0</b>			<b>6,339.0</b>			
	<b>2006-07</b>	<b>963.9</b>	<b>2,432.6</b>	<b>801.7</b>	<b>50.4</b>	<b>1,480.2</b>	<b>510.3</b>	<b>373.8</b>	<b>35.6</b>			<b>6,648.6</b>		
<b>TOTAL TH.CASES</b>	<b>2008-09</b>	<b>98.4</b>	<b>75.7</b>	<b>10.6</b>	<b>2.6</b>	<b>51.4</b>	<b>37.8</b>	<b>11.6</b>	<b>3.7</b>			<b>291.7</b>		
	<b>2007-08</b>	<b>72.9</b>	<b>150.1</b>	<b>50.3</b>		<b>86.1</b>	<b>65.9</b>	<b>17.3</b>					<b>442.5</b>	
	<b>2006-07</b>	<b>54.5</b>	<b>200.3</b>	<b>51.4</b>	<b>5.2</b>	<b>78.6</b>	<b>43.8</b>	<b>34.5</b>	<b>7.1</b>					<b>475.4</b>

## Exports by Consignee

Season 2008/2009 (Tons)

CONSIGNEE	MKT	APPLE	KIWIS	CHERRY	PEAR	PLUM	RY. GALA	GRANNIES	RICH. D.	HAYWARD	PACKHAMS	TOTAL
Al Jebali Trading Company	MID	947.6					589.5	91.2	266.8			947.6
Frutera Don Marcos Frudonmar S.A.	LAT	476.8		63.5	141.1		21.3	262.2	83.8		112.1	750.0
J. M. Los Frutales S. A.	EUR	538.5					269.9	268.6				538.5
Univeg Import SA	EUR	118.1	315.0				33.8	10.1		315.0		433.1
Distribuidora de Frutas Céu Azul Ltda	LAT	16.0		9.3		122.8		16.0				187.9
Frutimport S. de R.L. de C.V.	EUR	169.3						169.3				169.3
Representaciones Jhonny Mederos	LAT	100.6		6.7	40.3		48.6		52.0		40.3	147.6
Imdismol, S.A. de C.V.	LAT	142.3					142.3					142.3
Maru Marco Enterprise Co.	FAR	141.5										141.5
Peque S A C	LAT				69.6						69.6	69.6
Unifrutas E.U.A.	LAT	67.4					19.0	23.5	24.9			67.4
Amanda & Vincent Resources Co.	FAR			42.9		7.1						63.1
Fru-Veg Marketing, Inc.	NAM			49.4								49.4
To Order	EUR	41.3						20.2	21.2			41.3
Jih Hao Trading Co., Ltd.	FAR	40.4										40.4
Fruzamal Cia. Ltda.	LAT				40.3						40.3	40.3
Zhixing Runfeng Food Co., Ltd.	FAR			35.5								35.5
Unifruit House Ltda.	EUR	32.5							32.5			32.5
All American Farms Inc	NAM	20.2					20.2					20.2
To Order	FAR					20.2						20.2
Mohammed Odha Trading	MID	19.0					19.0					19.0
Dalian Yidu Group Co., Ltd	FAR			18.4								18.4
Amanda & Vincent Resources Co.	NAM			18.4								18.4
Silvestrin Frutas Ltda.	LAT			18.3								18.3
Others				41.9								41.9
<b>TOTAL TONS</b>	<b>2008/2009</b>	<b>2,871.5</b>	<b>315.0</b>	<b>304.3</b>	<b>291.3</b>	<b>150.0</b>	<b>1,163.6</b>	<b>861.0</b>	<b>481.2</b>	<b>315.0</b>	<b>262.3</b>	<b>4,053.7</b>
	<b>2007/2008</b>	<b>4,609.0</b>	<b>653.0</b>	<b>352.1</b>	<b>352.4</b>	<b>224.1</b>	<b>1,618.9</b>	<b>1,794.6</b>	<b>739.0</b>	<b>515.5</b>	<b>305.4</b>	<b>6,339.0</b>
	<b>2006/2007</b>	<b>4,528.6</b>	<b>1,207.5</b>	<b>190.9</b>	<b>184.8</b>	<b>455.0</b>	<b>1,628.5</b>	<b>1,357.2</b>	<b>1,031.3</b>	<b>1,207.5</b>	<b>162.7</b>	<b>6,648.6</b>
<b>TOTAL TH.CASES</b>	<b>2008/2009</b>	<b>157.9</b>	<b>31.5</b>	<b>55.0</b>	<b>16.2</b>	<b>16.7</b>	<b>63.7</b>	<b>46.8</b>	<b>26.2</b>	<b>31.5</b>	<b>14.6</b>	<b>291.7</b>
	<b>2007/2008</b>	<b>245.6</b>	<b>65.2</b>	<b>71.0</b>	<b>19.6</b>	<b>23.8</b>	<b>86.1</b>	<b>96.5</b>	<b>38.7</b>	<b>51.5</b>	<b>17.0</b>	<b>442.5</b>
	<b>2006/2007</b>	<b>242.6</b>	<b>121.6</b>	<b>37.7</b>	<b>10.7</b>	<b>53.2</b>	<b>87.3</b>	<b>72.1</b>	<b>53.6</b>	<b>121.6</b>	<b>9.2</b>	<b>475.4</b>

## Exportadora Solovan Ltda.

Phone: 56 (2) 7764135  
e-mail: jathrop@solovan.cl  
Contact: Jorge Lathrop

RUT: 76248360-2  
Conde Del Maule 4533  
Estación Central, Santiago



## Exports by Destination Market

Season 2008/2009 (Tons)

PRODUCE	LATIN AMERIC	EUROPE	TOTAL TONS			TOTAL TH.CASES		
			2008-09	2007-08	2006-07	2008-09	2007-08	2006-07
APPLES	3,638.7	21.3	3,660.0	3,342.5	2,489.4	192.4	175.5	130.9
PEARS	69.9		69.9	161.3	384.2	3.8	9.0	21.3
CHERRIES	19.0		19.0	17.7	14.7	4.1	3.5	2.9
PLUMS	6.7		6.7			0.8		
NECTARINES	6.6		6.6			0.7		
PEACHES	4.7		4.7			0.5		
TABLE GRAPES					36.9			4.5
SCARLETT APPLE	1,072.5		1,072.5	570.8	90.6	56.4	30.0	4.8
RY. GALA APPLE	872.7	10.1	882.8	610.5	524.9	46.4	32.1	27.7
RICH. D. APPLE	749.6		749.6	1,388.3	1,495.2	39.4	73.1	78.5
GRANNIES APPLE	304.3	11.3	315.5	123.9	165.3	16.7	6.5	8.6
RED CHIEF APPLE	293.4		293.4	70.4	77.2	15.4	3.7	4.2
FUJI APPLE	237.3		237.3	254.5		12.4	13.2	
PACKHAMS PEAR	69.9		69.9	161.3	373.9	3.8	9.0	20.7
R. STARK. APPLE	67.8		67.8	47.6	95.7	3.5	2.5	5.0
GINGER G. APPLE	31.9		31.9			1.7		
BING CHERRY	19.0		19.0	17.7	14.7	4.1	3.5	2.9
NOT DEF APPLE	7.8		7.8			0.4		
RY. ZEE PLUM	6.7		6.7			0.8		
SUP. QUEEN NECTARIN	6.6		6.6			0.7		
LINERS	3,726.5	21.3	3,747.8	3,503.8	2,910.5	198.3	184.5	156.7
AIR FREIGHT	19.0		19.0	17.7	14.7	4.1	3.5	2.9
TOTAL TONS	2008-09 3,745.5	21.3	3,766.8					
	2007-08 3,521.5			3,521.5				
	2006-07 2,925.2				2,925.2			
TOTAL TH.CASES	2008-09 201.2	1.2				202.4		
	2007-08 188.0						188.0	
	2006-07 159.6							159.6

## Exports by Consignee

Season 2008/2009 (Tons)

CONSIGNEE	MKT	APPLE	PEAR	CHERRY	PLUM	NECTARIN	SCARLETT	RY. GALA	RICH. D.	GRANNIES	RED CHIEF	TOTAL
Distribuidora Tripan, C.A.	LAT	3,384.7	69.9	14.0	6.7	6.6	1,072.5	868.5	670.0	286.6	199.6	3,486.5
To Order	LAT	254.0		5.0				4.2	79.6	17.6	93.8	259.0
Vitacress Sales Ltd.	EUR	21.3						10.1		11.3		21.3
TOTAL TONS	2008/2009	3,660.0	69.9	19.0	6.7	6.6	1,072.5	882.8	749.6	315.5	293.4	3,766.8
	2007/2008	3,342.5	161.3	17.7			570.8	610.5	1,388.3	123.9	70.4	3,521.5
	2006/2007	2,489.4	384.2	14.7			90.6	524.9	1,495.2	165.3	77.2	2,925.2
TOTAL TH.CASES	2008/2009	192.4	3.8	4.1	0.8	0.7	56.4	46.4	39.4	16.7	15.4	202.4
	2007/2008	175.5	9.0	3.5			30.0	32.1	73.1	6.5	3.7	188.0
	2006/2007	130.9	21.3	2.9			4.8	27.7	78.5	8.6	4.2	159.6



## Exports by Destination Market

Season 2008/2009 (Tons)

PRODUCE	LATIN AMERIC	NORTH AMERIC	TOTAL TONS			TOTAL TH.CASES		
			2008-09	2007-08	2006-07	2008-09	2007-08	2006-07
APPLES	2,878.0		2,878.0	2,663.3	3,414.4	142.2	133.4	170.1
TABLE GRAPES	336.5		336.5	278.1	835.6	31.5	30.4	79.1
PEARS	331.8		331.8	556.5	137.9	18.7	30.9	7.6
PEACHES	118.4		118.4	46.8	40.0	13.2	5.2	4.4
CHERRIES	40.3	1.0	41.3	68.6	27.3	4.2	8.6	3.0
NECTARINES	18.7		18.7	23.7	51.6	2.1	2.9	6.4
PLUMS	18.7		18.7	11.2	9.0	2.1	1.2	1.0
KIWIFRUIT				61.4	35.1		6.1	3.7
RY. GALA APPLE	2,726.3		2,726.3	1,964.1	1,622.9	134.3	97.7	78.2
R. GLOBE GRAPE	314.8		314.8	142.3	703.6	28.9	13.8	63.0
PACKHAMS PEAR	149.1		149.1	168.0	44.7	8.2	9.3	2.5
BOSC PEAR	123.3		123.3			6.8		
GRANNIES APPLE	117.6		117.6	296.1	742.1	6.1	15.2	38.3
NOT DEF PEACH	55.2		55.2			6.1		
ZEE LADY PEACH	40.0		40.0			4.4		
D'ANJOU PEAR	39.1		39.1			2.1		
BING CHERRY	24.7	1.0	25.7	22.9	0.6	2.6	4.0	0.1
SCARLETT APPLE	23.6		23.6		46.4	1.2		2.1
COSCIA PEAR	20.3		20.3	77.2		1.6	4.3	
ROYSUM PLUM	18.7		18.7	4.1		2.1	0.4	
SUGRAONE GRAPE	17.8		17.8	12.8	4.2	2.2	1.6	0.5
LINERS	3,742.5		3,742.5	3,489.9	4,285.9	213.7	197.7	250.0
AIR FREIGHT		1.0	1.0	5.6	0.5	0.2	1.1	0.10
CHARTERS				125.2	198.9		15.3	21.7
LAND FREIGHT				88.9	65.7		4.7	3.5
<b>TOTAL TONS</b>	<b>2008-09</b>	<b>3,742.5</b>	<b>1.0</b>	<b>3,743.5</b>				
	2007-08	3,578.8	130.7		3,709.5			
	2006-07	4,310.6	240.3			4,550.9		
<b>TOTAL TH.CASES</b>	<b>2008-09</b>	<b>213.7</b>	<b>0.2</b>			<b>213.9</b>		
	2007-08	202.4	16.4				218.7	
	2006-07	251.3	24.0					275.3

## Exports by Consignee

Season 2008/2009 (Tons)

CONSIGNEE	MKT	APPLE	GRAPE	PEAR	PEACH	CHERRY	RY. GALA	R. GLOBE	PACKHAMS	BOSC	GRANNIES	TOTAL
Frutera del Litoral Cia. Ltda.	LAT	2,336.4	316.6	325.5	118.4	40.3	2,235.5	294.9	142.7	123.3	96.7	3,155.9
Frutera Del Litoral Colombia	LAT	504.1	19.9	6.4			453.2	19.9	6.4		20.9	549.0
Sociedad Sofruver S.A.	LAT	37.5					37.5					37.5
Frutera Del Litoral North Amer	NAM					1.0						1.0
<b>TOTAL TONS</b>	<b>2008/2009</b>	<b>2,878.0</b>	<b>336.5</b>	<b>331.8</b>	<b>118.4</b>	<b>41.3</b>	<b>2,726.3</b>	<b>314.8</b>	<b>149.1</b>	<b>123.3</b>	<b>117.6</b>	<b>3,743.5</b>
	2007/2008	2,663.3	278.1	556.5	46.8	68.6	1,964.1	142.3	168.0		296.1	3,709.5
	2006/2007	3,414.4	835.6	137.9	40.0	27.3	1,622.9	703.6	44.7		742.1	4,550.9
<b>TOTAL TH.CASES</b>	<b>2008/2009</b>	<b>142.2</b>	<b>31.5</b>	<b>18.7</b>	<b>13.2</b>	<b>4.2</b>	<b>134.3</b>	<b>28.9</b>	<b>8.2</b>	<b>6.8</b>	<b>6.1</b>	<b>213.9</b>
	2007/2008	133.4	30.4	30.9	5.2	8.6	97.7	13.8	9.3		15.2	218.7
	2006/2007	170.1	79.1	7.6	4.4	3.0	78.2	63.0	2.5		38.3	275.3

### Exports by Destination Market

Season 2008/2009 (Tons)

PRODUCE	LATIN AMERIC	TOTAL TONS		TOTAL TH.CASES		
		2008-09	2007-08	2008-09	2007-08	
APPLES	3.279.8	3.279.8	982.9	138.2	41.5	
KIWIFRUIT	270.9	270.9	183.8	11.5	8.0	
TABLE GRAPES	71.2	71.2		8.2		
PEACHES	50.2	50.2	139.7	2.4	6.3	
CHERRIES	27.2	27.2		3.2		
PLUMS	20.1	20.1		2.3		
PEARS	12.4	12.4		0.6		
NECTARINES	8.1	8.1	5.5	0.4	0.2	
RY. GALA	APPLE	1.256.8	1.256.8	558.6	52.3	23.3
RICH. D.	APPLE	1.025.9	1.025.9	220.1	43.5	9.4
GRANNIES	APPLE	721.9	721.9	179.2	30.7	7.7
HAYWARD	KIWIS	270.9	270.9	183.8	11.5	8.0
SCARLETT	APPLE	183.5	183.5		7.6	
FUJI	APPLE	43.3	43.3	10.1	2.0	0.4
RED CHIEF	APPLE	42.3	42.3		1.8	
R. GLOBE	GRAPE	36.3	36.3		2.8	
BING	CHERRY	27.2	27.2		3.2	
THOMPSON	GRAPE	26.1	26.1		4.0	
CARSON	PEACH	23.7	23.7		1.1	
LOADELL	PEACH	16.7	16.7	33.1	0.8	1.6
ANGELENO	PLUM	16.0	16.0		1.8	
LAND FREIGHT		3.739.8	3.739.8	1.311.9	166.8	56.0
TONS	2008-09	3.739.8	3.739.8			
	2007-08	1.311.9	1.311.9			
TH.CASES	2008-09	166.8		166.8		
	2007-08	56.0			56.0	

### Exports by Consignee

Season 2008/2009 (Tons)

CONSIGNEE	MKT	APPLE	KIWIS	GRAPE	PEACH	CHERRY	RY. GALA	RICH. D.	GRANNIES	HAYWARD	SCARLETT	TOTAL
Eduardo Garcia	LAT	2.612.4	270.9	71.2	50.2	27.2	947.6	897.0	585.2	270.9	116.9	3.065.8
Lucy Apaza	LAT	621.0					301.1	116.9	113.5		66.5	627.6
Debbya Zarate	LAT	46.4					8.1	12.1	23.2			46.4
TONS	2008/2009	3.279.8	270.9	71.2	50.2	27.2	1.256.8	1.025.9	721.9	270.9	183.5	3.739.8
	2007/2008	982.9	183.8		139.7		558.6	220.1	179.2	183.8		1.311.9
TH.CASES	2008/2009	138.2	11.5	8.2	2.4	3.2	52.3	43.5	30.7	11.5	7.6	166.8
	2007/2008	41.5	8.0		6.3		23.3	9.4	7.7	8.0		56.0

## Exports by Destination Market

Season 2008/2009 (Tons)

PRODUCE	NORTH AMERIC	FAR EAST	EUROPE		LATIN AMERIC	TONS		TH.CAS	
			CONT	UK		2008-09	2008-09	2008-09	2008-09
TABLE GRAPES	3,035.5	448.7	68.3	136.7	37.4	3,726.5	453.8		
FLAME SDL GRAPE	1,167.8					1,167.8	142.3		
THOMPSON GRAPE	708.3	56.1		110.7		875.1	105.5		
CRIMSON GRAPE	595.1	31.8		26.0	12.2	665.0	81.8		
R. GLOBE GRAPE	184.3	342.1	68.3		25.2	619.9	75.6		
PERLETTE GRAPE	225.5					225.5	27.5		
NOT DEF GRAPE	154.5	18.7				173.2	21.1		
CHARTERS	3,035.5		68.3	136.7		3,240.4	394.5		
LINERS		448.7			37.4	486.1	59.3		
TONS	2008-09	3,035.5	448.7	68.3	136.7	37.4	3,726.5		
TH.CASES	2008-09	370.1	54.7	8.3	16.1	4.6			453.8

## Exports by Consignee

Season 2008/2009 (Tons)

CONSIGNEE	MKT	GRAPE	FLAME SDL	THOMPSON	CRIMSON	R. GLOBE	PERLETTE	NOT DEF	TOTAL	
Dole Fresh Fruit Co.	NAM	3,035.5	1,167.8	708.3	595.1	184.3	225.5	154.5	3,035.5	
Grapes Direct Limited	EUR	126.0		110.7	15.3				126.0	
Silver Chian Trading	FAR	93.5				74.8		18.7	93.5	
Anton Dürbeck GmbH	EUR	68.3				68.3			68.3	
Asia Produce Partners Limited	FAR	56.1		18.7		37.4			56.1	
Tae Bong Int'l Co., Ltd	FAR	56.1		18.7	18.7	18.7			56.1	
Onetrade	FAR	56.1				56.1			56.1	
Issha Import Sdn Bhd	FAR	56.1				56.1			56.1	
Zhxing Runfeng Food Co., Ltd.	FAR	37.4				37.4			37.4	
Austral Trading México S.A. de C.V.	LAT	37.4			12.2	25.2			37.4	
Verisource International LLC	FAR	18.7			13.1	5.6			18.7	
Prizako Agency Sdn.	FAR	18.7				18.7			18.7	
PT Indofresh Indonesia	FAR	18.7				18.7			18.7	
To Order	FAR	18.7				18.7			18.7	
Ls Networks Corporation Ltd.	FAR	18.7		18.7					18.7	
Jupiter Marketing Ltd.	EUR	10.7			10.7				10.7	
TONS	2008/2009		3,726.5	1,167.8	875.1	665.0	619.9	225.5	173.2	3,726.5
TH.CASES	2008/2009		453.8	142.3	105.5	81.8	75.6	27.5	21.1	453.8

### Exports by Destination Market

Season 2008/2009 (Tons)

PRODUCE	EUROPE	FAR		NORTH AMERICA		TOTAL TONS			TOTAL TH.CASES		
		EAST	WEST	EAST	WEST	2008-09	2007-08	2006-07	2008-09	2007-08	2006-07
ORANGES	1.456.6	881.2	247.2	123.6		2.708.6	2.089.8	4.680.2	191.1	128.0	283.3
LEMONS		389.3	247.7	99.0		735.9	3.121.1	4.934.9	42.8	181.5	286.9
TANGERINES			80.1			80.1	234.6	485.1	8.5	22.5	51.1
CHERRIES	4.7	43.4				48.1	1.633.8	882.7	10.0	330.7	177.0
KIWIFRUIT		45.6				45.6	5.891.8	5.731.1	4.6	595.6	576.8
MANDARINES			24.9	20.3		45.2	511.0	690.2	12.0	71.4	132.4
GRAPEFRUITS						279.2	1.255.6			18.6	83.8
TABLE GRAPES						70.8	56.1			8.6	6.8
CLEMENTINES								2.441.8			572.0
RASPBERRIES								0.4			0.3
LANE LATE ORANGE	1.419.0	675.8	51.0	35.3		2.181.2	1.185.2	2.629.4	160.2	75.4	161.5
GENOVA LEMON		389.3	247.7	99.0		735.9	3.086.1	4.866.0	42.8	179.4	282.9
NAVEL LT. ORANGE	37.6	199.2	5.6	83.4		325.9	449.9	1.380.6	19.2	26.6	82.2
NAVELS ORANGE			127.6			127.6	157.6	369.3	7.4	9.4	21.7
NOT DEF TANGER.			80.1			80.1	234.6	485.1	8.5	22.5	51.1
NEW HALL ORANGE		0.02	61.8	4.8		66.6	157.4	1.2	3.9	8.6	0.07
BING CHERRY	4.7	43.4				48.1	1.327.7	661.8	10.0	268.0	132.8
HAYWARD KIWIS		45.6				45.6	5.873.1	5.731.1	4.6	593.5	576.8
FORTUNE MAND.			24.9	20.3		45.2			12.0		
FUKUMOTO ORANGE		4.1	1.2			5.3	103.3	178.9	0.3	6.0	10.5
NOT DEF ORANGE		2.1				2.1		44.2	0.1		2.9
NOT DEF MAND.							490.0	645.0		70.0	127.8
STAR RUBY GRAPEFR.						279.2	1.236.1			18.6	82.5
LINERS	1.456.6	1.349.2	599.9	242.9		3.648.5	12.698	20.180	265.9	1.175.8	2.012.9
AIR FREIGHT	4.7	10.3				15.0	163.7	248.9	3.1	38.7	50.4
CHARTERS							903.2	315.2		135.7	77.2
LAND FREIGHT							67.1	413.5		6.8	29.9
<b>TOTAL TONS</b>	<b>2008-09</b>	<b>1.461.3</b>	<b>1.359.5</b>	<b>599.9</b>	<b>242.9</b>	<b>3.663.5</b>					
	<b>2007-08</b>	<b>6.444.4</b>	<b>3.894.7</b>	<b>2.555.3</b>	<b>870.5</b>		<b>13.832</b>				
	<b>2006-07</b>	<b>6.538.0</b>	<b>7.167.1</b>	<b>5.418.1</b>	<b>1.621.4</b>			<b>21.158</b>			
<b>TOTAL TH.CASES</b>	<b>2008-09</b>	<b>119.6</b>	<b>87.1</b>	<b>42.6</b>	<b>19.6</b>				<b>268.9</b>		
	<b>2007-08</b>	<b>607.9</b>	<b>370.3</b>	<b>288.4</b>	<b>83.6</b>					<b>1.357.0</b>	
	<b>2006-07</b>	<b>600.3</b>	<b>542.9</b>	<b>851.9</b>	<b>145.5</b>						<b>2.170.4</b>

### Exports by Consignee

Season 2008/2009 (Tons)

CONSIGNEE	MKT	ORANGE	LEMON	TANGER.	CHERRY	KIWIS	LANE LATE	GENOVA	NAVEL LT.	NAVELS	NOT DEF	TOTAL
Bargosa S.A.	EUR	557.8					532.1		25.7			557.8
Socomo S.A.	EUR	475.6					463.8		11.8			475.6
Tom Lange Co., Inc	NAM	247.2	198.1				51.0	198.1	5.6	127.6		445.4
To Order	FAR	354.5	52.2			21.6	267.5	52.2	86.3			428.3
Van Der Staay	EUR	322.4					322.4					322.4
World Fruits Co., Ltd.	FAR	166.8	48.2				166.8	48.2				215.0
Fisher Capespan	NAM	98.8	24.8	80.1			35.3	24.8	62.1		80.1	207.7
Kobe Yoko Ltd.	FAR	24.1	156.2			24.0	22.0	156.2				204.3
Yunyu Shokuhin Co. Ltd.	FAR	105.9	84.6				50.7	84.6	55.2			190.5
Verisource International LLC	FAR	162.8					123.9		38.9			162.8
Capespan	EUR	100.8					100.8					100.8
Umina Brothers, Inc.	NAM		99.0					99.0				99.0
Pacific & Co. Ltd.	FAR	67.1					44.9		18.9			67.1
Goldspan Ltd.	FAR		48.2					48.2				48.2
Dayka & Hackett LLC	NAM											41.2
Long Oasis Limited	FAR					35.2						35.2
To Order	NAM	24.8							21.3			24.8
Seald Sweet LLC	NAM		24.8					24.8				24.8
Commercial Fruits	EUR				4.7							4.7
Watarai Co., Ltd.	FAR				3.7							3.7
Fuji Corporation, Tsijiki	FAR				1.9							1.9
Funasho Shouji Co., Ltd.	FAR				1.9							1.9
Global Fruit Co. Ltda.	FAR				0.6							0.6
<b>TOTAL TONS</b>	<b>2008/2009</b>	<b>2.708.6</b>	<b>735.9</b>	<b>80.1</b>	<b>48.1</b>	<b>45.6</b>	<b>2.181.2</b>	<b>735.9</b>	<b>325.9</b>	<b>127.6</b>	<b>80.1</b>	<b>3.663.5</b>
	<b>2007/2008</b>	<b>2.089.8</b>	<b>3.121.1</b>	<b>234.6</b>	<b>1.633.8</b>	<b>5.891.8</b>	<b>1.185.2</b>	<b>3.086.1</b>	<b>449.9</b>	<b>157.6</b>	<b>234.6</b>	<b>13.832</b>
	<b>2006/2007</b>	<b>4.680.2</b>	<b>4.934.9</b>	<b>485.1</b>	<b>882.7</b>	<b>5.731.1</b>	<b>2.629.4</b>	<b>4.866.0</b>	<b>1.380.6</b>	<b>369.3</b>	<b>485.1</b>	<b>21.158</b>
<b>TOTAL TH.CASES</b>	<b>2008/2009</b>	<b>191.1</b>	<b>42.8</b>	<b>8.5</b>	<b>10.0</b>	<b>4.6</b>	<b>160.2</b>	<b>42.8</b>	<b>19.2</b>	<b>7.4</b>	<b>8.5</b>	<b>268.9</b>
	<b>2007/2008</b>	<b>128.0</b>	<b>181.5</b>	<b>22.5</b>	<b>330.7</b>	<b>595.6</b>	<b>75.4</b>	<b>179.4</b>	<b>26.6</b>	<b>9.4</b>	<b>22.5</b>	<b>1.357.0</b>
	<b>2006/2007</b>	<b>283.3</b>	<b>286.9</b>	<b>51.1</b>	<b>177.0</b>	<b>576.8</b>	<b>161.5</b>	<b>282.9</b>	<b>82.2</b>	<b>21.7</b>	<b>51.1</b>	<b>2.170.4</b>



www.sun-belle.cl  
RUT: 77522330-8  
Av. del Condor 550 Of 406  
Huechuraba, Santiago

Sun Belle Berries S.A  
Phone: 56 (2) 2482660  
Fax: 56 (2) 2482669  
e-mail: sunbelle@sun-belle.cl  
Contact: Julio Giddings

## Exports by Destination Market

Season 2008/2009 (Tons)

PRODUCE	NORTH AMERICA		EUROPE		LATIN	FAR	TOTAL TONS			TOTAL TH.CASES		
	EAST	WEST	CONT	UK	AMERIC	EAST	2008-09	2007-08	2006-07	2008-09	2007-08	2006-07
BLUEBERRIES	2.700.3	233.1	211.2	81.5	24.4	1.1	3.251.6	2.236.9	1.574.0	1.279.5	1.080.5	805.6
RASPBERRIES	148.2						148.2	342.0	650.3	72.6	162.9	292.9
WALNUTS			89.8		13.0		102.8			6.7		
ALMONDS			50.8		40.1		90.9			8.2		
CURRANTS	18.0	1.4	17.2			2.0	38.6	51.4	37.9	22.4	29.8	19.5
PLUMCOTS								0.9			0.3	
NOT DEF BLUEB	2.026.6	107.0	197.0	80.5	24.4		2.435.5	1.836.6	1.209.3	951.2	875.7	628.9
ONEIL BLUEB	569.4	123.6	10.0				703.0	166.6		283.9	92.9	
HERITAGE RASPB	148.2						148.2	342.0	649.6	72.6	162.9	292.6
NOT DEF WALNUT			89.8		13.0		102.8			6.7		
HIGHBUSH BLUEB	94.1		4.2	1.0		1.1	100.3	229.7	364.7	38.2	109.2	176.7
NOT DEF ALMOND			50.8		21.0		71.8			6.3		
NOT DEF CURRANT	18.0	1.4	17.2			2.0	38.6	51.4	37.9	22.4	29.8	19.5
N. PAR. SC ALMOND					19.1		19.1			1.9		
BL. CROP BLUEB	10.3	2.5					12.8	3.0		6.2	2.0	
COVILLE BLUEB	0.006						0.006			0.003		
NOT DEF PLUMCOT								0.9			0.3	
ELLIOT BLUEB								0.5			0.3	
BRIGHTHW. BLUEB								0.5			0.3	
LINERS	1.819.8	143.5	337.5	80.5	34.4		2.415.7	1.220.7	700.9	901.7	593.5	377.4
CHARTERS	784.8	89.6	18.6				893.0	828.5	519.7	355.8	402.5	258.2
AIR FREIGHT	262.0	1.4	12.8	1.0	3.0	3.1	283.3	582.0	1,041.7	127.9	277.4	482.4
LAND FREIGHT					40.1		40.1			4.0		
TOTAL TONS	2008-09	2.866.6	234.5	369.0	81.5	77.5	3.1	3.632.1				
	2007-08	2.241.9	146.9	210.6	19.0	10.6	2.4		2.631.2			
	2006-07	2,042.2	59.1	112.9	46.2		1.8			2,262.2		
TOTAL TH.CASES	2008-09	1,072.5	103.0	151.4	46.1	14.2	2.1			1,389.3		
	2007-08	1,044.1	89.7	126.1	8.6	3.3	1.5				1,273.4	
	2006-07	987.2	33.4	68.1	28.2		1.1					1,118.0

## Exports by Consignee

Season 2008/2009 (Tons)

CONSIGNEE	MKT	BLUEB	RASPB	WALNUT	ALMOND	CURRANT	NOT DEF	ONEIL	HERITAGE	NOT DEF	HIGHBUSH	TOTAL
Sun Belle, Inc.	NAM	2,931.8	147.6			18.7	2,133.6	692.9	147.6		92.4	3,098.1
To Order	EUR	98.7			26.4		98.7					125.1
Angus Soft Fruit	EUR	91.6					80.5	10.0			1.0	91.6
Frit Ravich S.L.	EUR			69.8						69.8		69.8
Roveg Fruit B.V.	EUR	58.8					58.8					58.8
Sun Belle Mexico S.A. de C.V.	LAT	24.4					24.4					24.4
Neobrasil Comercio Exterior	LAT				21.0							21.0
Fruit World Breda	EUR	11.3				9.1	9.5				1.8	20.3
Kelings Soft Fruit	EUR	20.2					20.2					20.2
Jandira Comercio de Productos	LAT				19.1							19.1
Visa Fruits Sa	EUR				14.4							14.4
Nature's Pride B.V.	EUR	11.2					9.9				1.3	11.2
Agroserc, S.A.	EUR			10.0						10.0		10.0
Levante Import. Export S.L.	EUR			10.0						10.0		10.0
Manzanares	EUR				10.0							10.0
Porto do Mar Comerc. de Generos	LAT			10.0						10.0		10.0
Sant Orsola Sca	EUR					8.1						8.1
Supermercado Zona Sul S.A.	LAT			3.0						3.0		3.0
Watari Co., Ltd.	FAR	1.1				1.2					1.1	2.3
Newport Products., CA	NAM	0.9	0.6						0.6		0.9	1.6
Hage International B.V.	EUR	1.1									1.1	1.1
Watari Co., Ltd.	NAM	0.7									0.7	0.7
M.L. Catania Co. Ltd.	NAM					0.7						0.7
Golden Alpha Corporation	FAR					0.5						0.5
Triex Trading Co., Ltd.	FAR					0.3						0.3
TOTAL TONS	2008/2009	3,251.6	148.2	102.8	90.9	38.6	2,435.5	703.0	148.2	102.8	100.3	3,632.1
	2007/2008	2,236.9	342.0			51.4	1,836.6	166.6	342.0		229.7	2,631.2
	2006/2007	1,574.0	650.3			37.9	1,209.3		649.6		364.7	2,262.2
TOTAL TH.CASES	2008/2009	1,279.5	72.6	6.7	8.2	22.4	951.2	283.9	72.6	6.7	38.2	1,389.3
	2007/2008	1,080.5	162.9			29.8	875.7	92.9	162.9		109.2	1,273.4
	2006/2007	805.6	292.9			19.5	628.9		292.6		176.7	1,118.0

## Tempo Fruit S.A.

Phone: 56 (2) 247 8608  
 e-mail: jlplos@tempofruit.cl  
 Contact: José Luis Plos D.

RUT: 76953810-0  
 Av.Nueva Costanera 3698, Of. 603  
 Vitacura



## Exports by Destination Market

Season 2008/2009 (Tons)

PRODUCE	NORTH AMERICA		LATIN AMERIC	TOTAL TONS		TOTAL TH.CASES	
	EAST	WEST		2008-09	2007-08	2008-09	2007-08
TABLE GRAPES	754.4	1,261.0	80.4	2,095.8	1,908.2	256.8	222.9
PEACHES	93.3	338.7	13.0	444.9	424.7	57.6	54.5
NECTARINES	83.0	219.3	21.5	323.8	171.6	40.4	21.5
AVOCADOS		322.6		322.6		28.8	
PLUMS	103.9	120.5	25.9	250.3	111.1	34.3	14.6
NASHI PEARS	42.2	70.4		112.6		28.2	
CLEMENTINES	67.4			67.4		17.5	
CHERRIES		0.9		0.9		0.2	
FLAME SDL GRAPE	261.4	473.9		735.2	721.5	89.7	87.0
R. GLOBE GRAPE	85.0	229.9	80.4	395.3	103.7	48.2	12.6
HASS AVOCADO		322.6		322.6		28.8	
THOMPSON GRAPE	174.8	141.8		316.5	252.1	38.6	29.9
CRIMSON GRAPE	100.8	200.6		301.4	300.3	36.8	28.8
LADY ROS. GRAPE	71.1	87.4		158.5	227.1	20.5	27.6
LEMON PLUM	58.8	53.8		112.6	45.1	16.1	6.4
BLACK SDL GRAPE	28.3	59.8		88.2	145.6	10.8	17.8
E RICH PEACH	13.4	73.9		87.3	39.6	11.4	5.1
AUT. RY. GRAPE	29.1	48.8		77.9	33.1	9.5	4.1
SHINKO NASHI	21.1	51.4		72.5		18.1	
CLEMENUL. CLEMENT	67.4			67.4		17.5	
E. ROSA PLUM	9.2	48.9		58.1	50.2	7.7	6.3
CHARTERS	1,125.1	1,643.9		2,768.9	2,162.5	359.4	267.1
LINERS	19.1	689.5	107.6	816.2	453.0	100.2	46.4
LAND FREIGHT			33.2	33.2		4.0	
TONS	2008-09	1,144.1	2,333.3	140.8	3,618.3		
	2007-08		2,615.5		2,615.5		
TH.CASES	2008-09	159.2	288.0	16.5		463.7	
	2007-08		313.5				313.5

## Exports by Consignee

Season 2008/2009 (Tons)

CONSIGNEE	MKT	GRAPE	PEACH	NECTARIN	AVOCADO	PLUM	FLAME SDL	R. GLOBE	HASS	THOMPSON	CRIMSON	TOTAL	
Rio Vista Limitada	NAM	1,166.6	139.7	39.2	215.0	103.7	379.4	229.9	215.0	141.8	200.6	1,664.1	
Jac Vandenberg, Inc.	NAM	483.3	41.1	49.5		58.8	181.1	40.9		104.7	44.1	632.8	
LGS Specialty Sales Ltd	NAM	271.0	52.2	33.4		45.1	80.3	44.1		70.1	56.7	511.3	
Giumarra Bros Fruit Co., Inc.	NAM	94.5	84.1	108.5	21.5	16.8	94.5		21.5			326.3	
Bengard Marketing	NAM		114.9	71.7								256.9	
To Order	LAT	47.2	13.0	21.5		25.9		47.2				107.6	
Calavo Growers Of California	NAM				86.0				86.0			86.0	
Putruele Hnos.S.A.A.I.C.	LAT	33.2						33.2				33.2	
TONS	2008/2009		2,095.8	444.9	323.8	322.6	250.3	735.2	395.3	322.6	316.5	301.4	3,618.3
	2007/2008		1,908.2	424.7	171.6		111.1	721.5	103.7		252.1	300.3	2,615.5
TH.CASES	2008/2009		256.8	57.6	40.4	28.8	34.3	89.7	48.2	28.8	38.6	36.8	463.7
	2007/2008		222.9	54.5	21.5		14.6	87.0	12.6		29.9	28.8	313.5

**Exports by Destination Market**

Season 2008/2009 (Tons)

PRODUCE	LATIN AMERIC	EUROPE		NORTH AMERIC	FAR EAST	TOTAL TONS			TOTAL TH.CASES		
		CONT	UK			2008-09	2007-08	2006-07	2008-09	2007-08	2006-07
TABLE GRAPES	57.8	418.3	198.4	303.9	289.3	1,267.6	771.0	117.3	163.8	92.8	14.6
APPLES	777.1	209.9		169.3	23.7	1,180.0	285.8	1,886.2	63.3	14.9	98.0
KIWIFRUIT		291.2		67.2		358.4	134.4	114.7	35.8	13.4	11.5
PEARS	247.1					247.1	138.2	285.7	13.7	7.7	15.9
NECTARINES	76.3	0.9		95.5		172.7	154.3	68.3	22.5	19.7	8.8
PEACHES	12.1	0.4		135.1		147.6	239.9	63.4	19.7	30.4	8.5
PLUMS	13.6	16.2		91.0		120.8	86.7	85.1	15.6	11.6	11.9
LEMONS				49.5		49.5	346.8		2.9	20.2	
CHERRIES		3.7		13.5	2.6	19.8	31.4	10.2	4.0	6.3	2.0
APRICOTS		0.2		5.8		5.9	2.6	12.5	1.2	0.4	1.8
NOT DEF	511.6	209.9		21.2	23.7	766.3			41.0		
R. GLOBE	57.8	300.5			150.6	508.9	277.8	105.5	63.8	33.9	13.2
HAYWARD		291.2		67.2		358.4	112.0	114.7	35.8	11.2	11.5
THOMPSON		39.8	86.8	148.8		275.4	78.5	5.5	36.4	9.4	0.7
CRIMSON			54.0	75.6	138.7	268.3	165.3		32.0	19.1	
PACKHAMS	201.0					201.0	69.1	187.8	11.2	3.8	10.4
RY. GALA	21.8			148.2		169.9	113.5	522.4	9.4	5.9	27.5
SCARLETT	84.7					84.7		256.1	4.5		13.3
RED CHIEF	82.4					82.4		536.3	4.4		27.2
SUGRAONE			56.8	15.0		71.8		6.3	8.1		0.8
FLAME SDL			0.8	64.6		65.3	224.0		8.0	27.3	
RIBIER		58.5				58.5			13.0		
AR. MIST	55.2					55.2			6.1		
LINERS	1,045.3	933.8	109.5	321.5	313.0	2,723.1	1,403.4	2,413.8	234.4	116.7	141.0
CHARTERS			88.9	539.0		627.9	755.4	196.2	78.8	95.4	27.0
LAND FREIGHT	138.7					138.7			16.1		
AIR FREIGHT		7.0		76.7	2.6	86.2	37.2	34.5	14.2	8.4	5.6
TOTAL TONS	2008-09	1,184.0	940.8	198.4	937.2	3,156.6					
	2007-08	546.3	585.9	61.2	915.8	56.1	2,196.0				
	2006-07	1,394.9	434.5		229.1	586.0		2,644.5			
TOTAL TH.CASES	2008-09	73.2	107.2	21.7	104.5	37.0			343.6		
	2007-08	37.9	55.4	6.8	109.8	6.8			220.5		
	2006-07	76.1	35.7		32.2	29.5					173.5

**Exports by Consignee**

Season 2008/2009 (Tons)

CONSIGNEE	MKT	GRAPE	APPLE	KIWIS	PEAR	NECTARIN	NOT DEF	R. GLOBE	HAYWARD	THOMPSON	CRIMSON	TOTAL
Distribuidora de Frutas Santa Clara Ltda.	LAT		457.5		155.0	21.1	278.6					633.6
Anton Dürbeck GmbH	EUR	265.7	41.2	156.8			41.2	265.7	156.8			463.6
L & M Imports Exports, Inc.	NAM	171.6				56.6				85.8	40.1	396.4
Joyful Fairy Fruits Ltd.	FAR	183.0	23.7				23.7	97.4			85.6	206.7
Alfred Price & Sons Ltd.	EUR	198.4								86.8	54.0	198.4
Maxifrutas Ltda.	LAT		118.6		23.0		118.6					141.6
Frutera Del Litoral Colombia	LAT		90.7		46.1		90.7					136.8
Miles Import	EUR	42.5	84.7				84.7	3.1		9.2		127.2
Tanus Jalil e Hijos S.R.L.	LAT	57.8				35.0		57.8				118.5
Fisher Capespan	NAM	96.8	21.2				21.2			63.0		118.0
Arcofruits S.A.	EUR	58.8	21.2				21.2			30.6		96.2
Ferreira Da Silva S.A.	EUR			89.6					89.6			89.6
Harold Felipe Palma	LAT		86.6									86.6
Four Seasons Produce Inc.	NAM		84.7									84.7
Courchesne Larose Ltee.	NAM	35.4	42.3								35.4	77.8
Apple a Day Fruits, Inc.	NAM					12.9						76.7
To Order	EUR		21.2	44.8			21.2		44.8			66.6
KNC Fresh Fruits Inc.	FAR	53.1						35.4			17.7	53.1
Terragroup Fruta SL	EUR	49.5						31.8				50.8
LGS Specialty Sales Ltd	NAM											49.5
Frutera del Litoral Cia. Ltda.	LAT		23.7		23.0		23.7					46.8
Frutera Del Litoral North Amer	NAM					26.1						45.8
L & M Companies, Inc.	NAM			44.8					44.8			44.8
Frutas E. Sánchez S.L.	EUR		41.7				41.7					41.7
Others		54.9	21.2	22.4		21.1		17.7	22.4		35.4	124.5
TOTAL TONS	2008/2009		1,267.6	1,180.0	358.4	247.1	172.7	766.3	508.9	358.4	275.4	3,575.8
	2007/2008		771.0	285.8	134.4	138.2	154.3	277.8	112.0	78.5	165.3	2,196.0
	2006/2007		1,173.3	1,886.2	114.7	285.7	68.3		105.5	114.7	5.5	2,644.5
TOTAL TH.CASES	2008/2009		163.8	63.3	35.8	13.7	22.5	41.0	63.8	35.8	36.4	343.6
	2007/2008		92.8	14.9	13.4	7.7	19.7		33.9	11.2	9.4	220.5
	2006/2007		14.6	98.0	11.5	15.9	8.8		13.2	11.5	0.7	173.5

Brown Ltda, Agrícola

Phone: 56 (34) 461888/461909

Fax: 56 (34) 461383

e-mail: lgonzalez@browngroup.cl

Contact: Leonel Gonzalez

RUT: 84485800-0

Calle Larga 2389 / Casilla 264

Los Andes



## Exports by Destination Market

Season 2008/2009 (Tons)

PRODUCE	FAR	EUROPE		NORTH	TOTAL TONS			TOTAL TH.CASES		
	EAST	CONT	UK	AMERIC	2008-09	2007-08	2006-07	2008-09	2007-08	2006-07
TABLE GRAPES	2,310.0	403.3	277.2	581.0	3,571.5	1,999.0	1,964.1	475.3	280.9	273.2
R. GLOBE GRAPE	2,096.9	44.3			2,141.1	1,122.3	970.2	265.2	138.1	120.4
PRN. SEED. GRAPE	72.9	187.8	52.3	71.6	384.7	284.7		65.0	49.3	
SUGRAONE GRAPE		94.9		281.8	376.7	83.7	120.4	54.2	11.7	14.7
THOMPSON GRAPE		20.7	163.1	75.8	259.5	142.1	106.2	31.6	21.2	16.2
CRIMSON GRAPE	65.4	38.3	51.2	43.2	198.0	148.4	86.1	31.1	25.3	14.5
NOT DEF GRAPE	18.7	17.3		58.3	94.3	112.7		12.9	19.9	
B. DIAM. GRAPE	56.1				56.1	37.4		6.8	4.6	
FLAME SDL GRAPE				50.4	50.4	62.3	176.9	6.1	9.9	20.7
WH. SDL GRAPE			10.7		10.7			2.4		
SUPERIOR GRAPE						3.0			0.6	
PRINCESS GRAPE						2.4	351.5		0.5	67.9
T.SDL GRAPE							117.3			14.3
BLACK SDL GRAPE							35.4			4.3
LINERS	2,310.0	319.8	154.1		2,783.9	1,208.6	1,022.3	369.2	152.8	124.4
CHARTERS		83.5	123.1	581.0	787.6	731.3	941.8	106.1	118.6	148.8
LAND FREIGHT						34.0			5.7	
AIR FREIGHT						25.1			3.9	
TOTAL TONS	2008-09	2,310.0	403.3	277.2	581.0	3,571.5				
	2007-08	1,147.5	374.2	422.1	55.3		1,999.0			
	2006-07	1,022.3	423.0	37.2	481.6			1,964.1		
TOTAL TH.CASES	2008-09	281.4	86.9	36.9	70.1			475.3		
	2007-08	139.9	75.9	58.6	6.5				280.9	
	2006-07	124.4	83.7	7.2	57.9					273.2

## Exports by Consignee

Season 2008/2009 (Tons)

CONSIGNEE	MKT	GRAPE	R. GLOBE	PRN. SEED.	SUGRAONE	THOMPSON	CRIMSON	NOT DEF	B. DIAM.	FLAME SDL	WH. SDL	TOTAL
P & C Trading Company	FAR	909.5	909.5									909.5
Chiquita Fresh North America	NAM	581.0		71.6	281.8	75.8	43.2	58.3		50.4		581.0
Noble Freight Int L	FAR	495.4	476.7						18.7			495.4
Wellcome Co.Ltd.	FAR	300.4	143.4	72.9			65.4	18.7				300.4
Chiquita Fresh BVBA	EUR	196.3		122.8	71.9	1.5						196.3
Global Fruit Point GmbH	EUR	189.7	44.3	65.0	23.0	19.1	38.3					189.7
Primafruit	EUR	169.5		31.4		87.0	51.2					169.5
Fast Line Trading	FAR	112.5	112.5									112.5
To Order	FAR	110.2	110.2									110.2
Chiao Chern Enterprise Corp.	FAR	107.5	107.5									107.5
Global Fruits Pte. Ltd.	FAR	91.5	91.5									91.5
Mack Multiples	EUR	91.4		15.3		76.1						91.4
United Produce Company LTS	FAR	73.8	73.8									73.8
Cheung Kee Transportation Ltd.	FAR	37.4							37.4			37.4
Issha Import Sdn Bhd	FAR	35.4	35.4									35.4
Issara Import & Export.Co.Lte.	FAR	18.7	18.7									18.7
Citimex Trading Limited	FAR	17.7	17.7									17.7
To Order	EUR	17.3						17.3				17.3
Poupart Limited	EUR	16.3		5.6							10.7	16.3
TOTAL TONS	2008/2009		3,571.5	2,141.1	384.7	376.7	259.5	198.0	94.3	56.1	50.4	3,571.5
	2007/2008		1,999.0	1,122.3	284.7	83.7	142.1	148.4	112.7	37.4	62.3	1,999.0
	2006/2007		1,964.1	970.2		120.4	106.2	86.1		176.9		1,964.1
TOTAL TH.CASES	2008/2009		475.3	265.2	65.0	54.2	31.6	31.1	12.9	6.8	6.1	475.3
	2007/2008		280.9	138.1	49.3	11.7	21.2	25.3	19.9	4.6	9.9	280.9
	2006/2007		273.2	120.4		14.7	16.2	14.5		20.7		273.2



## Exports by Destination Market

Season 2008/2009 (Tons)

PRODUCE	EUROPE			NORTH AMERICA		FAR	LATIN	TOTAL TONS			TOTAL TH.CASES		
	CONT	RUS	UK	EAST	WEST	EAST	AMERIC	2008-09	2007-08	2006-07	2008-09	2007-08	2006-07
KIWIFRUIT	778.3		313.6	88.9	224.0	200.6	22.4	1,627.8	1,884.6	2,029.6	162.8	188.5	202.7
BLUEBERRIES	203.6	0.7	78.4	466.1	526.6	34.9		1,310.3	835.1	529.0	625.4	500.0	310.8
CURRANTS	174.7	0.3	9.9	4.6	12.7	1.5		203.7	202.0	108.9	133.6	132.1	70.9
QUINCES	29.3			59.1	16.5		66.7	171.5	205.6	128.5	36.4	44.7	30.6
PERSIMMONS	1.0			70.5	27.5			99.0	103.5	95.1	31.0	32.3	29.7
RASPBERRIES		1.3		64.0		0.5		65.8	268.0	472.9	33.1	136.4	232.4
BABY KIWIFRUIT	30.1					8.3		38.4	40.6	23.1	25.6	26.6	15.4
NASHI PEARS	19.9							19.9	48.9	21.5	5.0	10.0	5.0
LOQUATS				1.7				1.7	1.6	1.3	0.6	0.6	0.4
PEACHES		1.2						1.2	8.7	4.1	0.2	1.4	1.0
HAYWARD KIWIS	778.3		313.6	88.9	224.0	200.5		1,605.3	1,884.5	2,029.5	160.5	188.4	202.6
NOT DEF BLUEB	144.9		74.4	362.7	410.5			992.5	774.4	437.0	460.0	459.7	254.4
ONEIL BLUEB	40.3		2.1	76.5	97.3			216.2		20.1	107.7		10.4
NOT DEF CURRANT	174.7	0.3	9.9	4.6	12.7	1.5		203.7	202.0	108.9	133.6	132.1	70.9
NOT DEF QUINCE	29.3			59.1	16.5		66.7	171.5	26.2	121.8	36.4	5.8	28.8
NOT DEF PERSIMON				61.9	22.9			84.7	77.6	70.5	26.5	24.2	22.0
HIGHBUSH BLUEB	15.0	0.7	1.4	12.1	5.8	34.9		70.0	60.7	72.0	43.9	40.3	46.0
HERITAGE RASPB		1.3		64.0		0.5		65.8	266.9	472.9	33.1	135.8	232.4
NOT DEF B. KIWI	30.1					8.3		38.4	40.6	23.1	25.6	26.6	15.4
BL. CROP BLUEB	2.8			12.9	11.7			27.4			11.7		
NOT DEF KIWIS						0.09	22.4	22.5	0.07	0.08	2.2	0.007	0.01
NOT DEF NASHI	19.9							19.9	48.9	8.0	5.0	10.0	1.7
FUYU PERSIMON	1.0			8.6	4.7			14.2	25.9	24.6	4.5	8.1	7.7
LINERS	1,189.6		401.9	585.9	721.0	200.5	89.1	3,188.0	3,145.8	2,775.8	880.4	832.8	574.6
AIR FREIGHT	40.8	3.5		83.8	10.6	45.4		184.0	422.0	649.7	104.5	216.3	327.1
CHARTERS	6.5			85.1	75.8			167.3	60.6	13.8	68.6	32.0	5.1
TOTAL TONS	2008-09	1,236.9	3.5	401.9	754.8	807.3	245.9	89.1	3,539.3				
	2007-08	1,724.8	14.2	460.7	761.5	405.0	157.8	82.0	3,628.3				
	2006-07	1,366.7	20.2	364.2	874.1	397.3	414.7	2.2		3,439.3			
TOTAL TH.CASES	2008-09	363.0	1.7	67.0	298.4	261.2	50.1	12.2			1,053.6		
	2007-08	450.1	4.9	88.1	340.9	137.0	44.2	13.7			1,081.0		
	2006-07	329.0	9.2	39.6	360.5	93.7	73.7	1.2					906.8

## Exports by Consignee

Season 2008/2009 (Tons)

CONSIGNEE	MKT	KIWIS	BLUEB	CURRANT	QUINCE	PERSIMON	HAYWARD	NOT DEF	ONEIL	NOT DEF	NOT DEF	TOTAL	
Team Produce, Inc.	NAM		234.4	2.5	59.1	66.4		184.6	35.1	2.5	59.1	397.4	
Special Fruit NV	EUR		173.6	176.0				119.4	35.8	176.0		355.8	
Hortifrut Inc.	NAM		329.1					282.3	35.2			354.8	
Eosta B.V.	EUR	330.3					330.3					330.3	
Hurst's Berry Farm	NAM		324.3	3.3				242.3	67.4	3.3		327.6	
Trinity Fruit Sales Co.	NAM	224.0					224.0					224.0	
Sojitz Foods Corporation	FAR	200.6					200.5					200.6	
To Order	EUR	179.2			14.7		179.2				14.7	193.9	
Spreafico Francesco e F.lli SPA	EUR	179.2					179.2					185.7	
Organic Farm Foods Ltd.	EUR	112.0					112.0					112.0	
Greenery International B.V.	EUR	112.0					112.0					112.0	
Provincial Fruit Co - Rite Pak Prod.	NAM	44.8	45.5				44.8	29.3	13.8			91.3	
Productos Tito S.A.de C.V.	LAT	22.4			66.7						66.7	89.1	
Well Pict European Ltd	EUR		78.4					74.4	2.1			78.4	
Nature's Pride B.V.	EUR		18.9	8.6				18.9		8.6		53.7	
Greencell Ltd.	EUR	44.8					44.8					44.8	
Kiwi World S.A.	EUR	44.8					44.8					44.8	
M.L. Catania Co. Ltd.	NAM	44.1					44.1					44.1	
Produce International	NAM		11.9	0.4		18.2		0.9	10.8	0.4		30.4	
King Fresh Produce, L.L.C.	NAM				16.5	9.3					16.5	25.8	
To Order	NAM		25.7					13.6	11.5			25.7	
Verdi Import B.V.	EUR	22.4					22.4					22.4	
Frutas E. Sánchez S.L.	EUR	22.4					22.4					22.4	
Apofruit Italia	EUR	22.4					22.4					22.4	
Others		22.4	68.5	12.9	14.6	5.0	22.4	26.8	4.5	12.9	14.6	149.8	
TOTAL TONS	2008/2009		1,627.8	1,310.3	203.7	171.5	99.0	1,605.3	992.5	216.2	203.7	171.5	3,539.3
	2007/2008		1,884.6	835.1	202.0	205.6	103.5	1,884.5	774.4		202.0	26.2	3,628.3
	2006/2007		2,029.6	529.0	108.9	128.5	95.1	2,029.5	437.0	20.1	108.9	121.8	3,439.3
TOTAL TH.CASES	2008/2009		162.8	625.4	133.6	36.4	31.0	160.5	460.0	107.7	133.6	36.4	1,053.6
	2007/2008		188.5	500.0	132.1	44.7	32.3	188.4	459.7		132.1	5.8	1,081.0
	2006/2007		202.7	310.8	70.9	30.6	29.7	202.6	254.4	10.4	70.9	28.8	906.8

## Exports by Destination Market

Season 2008/2009 (Tons)

PRODUCE	EUROPE		NORTH	FAR	TOTAL TONS			TOTAL TH.CASES		
	CONT	UK	AMERIC	EAST	2008-09	2007-08	2006-07	2008-09	2007-08	2006-07
TABLE GRAPES	857.2	1,420.2	1,242.3	17.7	3,537.4	2,969.9	2,811.3	516.6	450.0	405.5
THOMPSON GRAPE	346.8	387.0	407.0		1,140.8	893.8	976.2	174.8	149.8	155.1
CRIMSON GRAPE	96.2	524.1	216.1		836.3	667.7	480.7	129.4	108.7	75.0
FLAME SDL GRAPE		245.7	487.8		733.5	783.7	601.1	97.5	101.5	75.1
SUGRAONE GRAPE	241.9	190.5	59.4		491.8	457.4	145.2	82.7	70.2	22.5
R. GLOBE GRAPE	161.7			17.7	179.4	61.0	311.0	12.2	7.4	36.9
AUT. RY. GRAPE		72.9	72.0		145.0	87.1	16.5	18.0	10.2	2.0
NOT DEF GRAPE	10.7				10.7	19.2	15.7	2.1	2.2	1.9
SUP. SDL GRAPE							235.1			33.3
RUBY SDL GRAPE							24.4			3.0
BLACK SDL GRAPE							5.3			0.6
CHARTERS	819.4	1,351.1	1,242.3		3,412.8	2,756.8	2,617.1	496.4	419.1	374.6
LINERS	37.8	69.1		17.7	124.6	213.2	194.2	20.3	30.9	30.9
<b>TOTAL</b>	<b>2008-09</b>	<b>857.2</b>	<b>1,420.2</b>	<b>1,242.3</b>	<b>17.7</b>	<b>3,537.4</b>				
<b>TONS</b>	<b>2007-08</b>	<b>672.6</b>	<b>1,272.4</b>	<b>1,025.0</b>			<b>2,969.9</b>			
	<b>2006-07</b>	<b>676.5</b>	<b>921.9</b>	<b>1,212.9</b>				<b>2,811.3</b>		
<b>TOTAL</b>	<b>2008-09</b>	<b>146.9</b>	<b>216.0</b>	<b>151.5</b>	<b>2.2</b>			<b>516.6</b>		
<b>TH.CASES</b>	<b>2007-08</b>	<b>129.8</b>	<b>194.2</b>	<b>126.0</b>					<b>450.0</b>	
	<b>2006-07</b>	<b>116.2</b>	<b>141.4</b>	<b>147.9</b>						<b>405.5</b>

## Exports by Consignee

Season 2008/2009 (Tons)

CONSIGNEE	MKT	GRAPE	THOMPSON	CRIMSON	FLAME SDL	SUGRAONE	R. GLOBE	AUT. RY.	NOT DEF	TOTAL
Sunny Valley Int., Inc.	NAM	1,242.3	407.0	216.1	487.8	59.4		72.0		1,242.3
Grapes Direct Limited	EUR	1,144.4	279.2	368.5	245.7	190.5		60.4		1,144.4
Capespan	EUR	1,108.0	454.6	239.2		241.9	161.7		10.7	1,108.0
Muñoz Mehadrin UK Ltd.	EUR	25.0		12.5				12.5		25.0
Wing Mau Trading Co., Ltd.	FAR	17.7					17.7			17.7
<b>TOTAL</b>	<b>2008/2009</b>	<b>3,537.4</b>	<b>1,140.8</b>	<b>836.3</b>	<b>733.5</b>	<b>491.8</b>	<b>179.4</b>	<b>145.0</b>	<b>10.7</b>	<b>3,537.4</b>
<b>TONS</b>	<b>2007/2008</b>	<b>2,969.9</b>	<b>893.8</b>	<b>667.7</b>	<b>783.7</b>	<b>457.4</b>	<b>61.0</b>	<b>87.1</b>	<b>19.2</b>	<b>2,969.9</b>
	<b>2006/2007</b>	<b>2,811.3</b>	<b>976.2</b>	<b>480.7</b>	<b>601.1</b>	<b>145.2</b>	<b>311.0</b>	<b>16.5</b>	<b>15.7</b>	<b>2,811.3</b>
<b>TOTAL</b>	<b>2008/2009</b>	<b>516.6</b>	<b>174.8</b>	<b>129.4</b>	<b>97.5</b>	<b>82.7</b>	<b>12.2</b>	<b>18.0</b>	<b>2.1</b>	<b>516.6</b>
<b>TH.CASES</b>	<b>2007/2008</b>	<b>450.0</b>	<b>149.8</b>	<b>108.7</b>	<b>101.5</b>	<b>70.2</b>	<b>7.4</b>	<b>10.2</b>	<b>2.2</b>	<b>450.0</b>
	<b>2006/2007</b>	<b>405.5</b>	<b>155.1</b>	<b>75.0</b>	<b>75.1</b>	<b>22.5</b>	<b>36.9</b>	<b>2.0</b>	<b>1.9</b>	<b>405.5</b>

## Exports by Destination Market

Season 2008/2009 (Tons)

PRODUCE	NORTH AMERICA		EUROPE		LATIN	FAR	TOTAL TONS			TOTAL TH.CASES		
	EAST	WEST	CONT	RUS	AMERIC	EAST	2008-09	2007-08	2006-07	2008-09	2007-08	2006-07
TABLE GRAPES	1.877.8	149.9	304.4	168.2	37.8	36.4	2.574.5	2.416.9	1.568.7	319.2	327.0	223.9
KIWIFRUIT		156.5	804.6				961.1	846.9	776.5	98.5	84.7	77.7
THOMPSON GRAPE	829.2	79.0	199.1	146.4	37.8	17.7	1.309.2	1.159.3	787.4	162.9	172.9	120.9
HAYWARD KIWIS		156.5	804.6				961.1	846.9	776.5	98.5	84.7	77.7
CRIMSON GRAPE	406.3	23.9	34.2	2.5			467.0	464.2	192.4	55.3	59.5	26.0
FLAME SDL GRAPE	264.2						264.2	323.0	174.2	31.6	37.6	21.8
PRINCESS GRAPE	204.7	47.0	7.4				259.1	172.1	114.4	32.3	21.0	14.0
NOT DEF GRAPE	130.8		46.2				177.0	18.1	202.9	25.2	2.2	29.1
R. GLOBE GRAPE	37.8		17.5	19.2		18.7	93.2	213.4	85.7	11.4	25.8	10.7
RUBY SDL GRAPE	4.8						4.8	9.4		0.5	1.0	
PRN. SEED. GRAPE								37.8			4.6	
TRICOLOR GRAPE								19.6	9.8		2.4	1.2
BLACK SDL GRAPE									1.8			0.2
CHARTERS	1.877.8	114.5	929.8	168.2			3.090.2	3.109.5	2.186.3	360.9	390.3	284.3
LINERS		191.9	179.3			36.4	407.6	154.3	29.4	52.2	21.4	4.3
LAND FREIGHT					37.8		37.8		129.6	4.6		13.0
TOTAL TONS	2008-09	1.877.8	306.4	1.109.0	168.2	37.8	36.4	3.535.6				
	2007-08	1.540.4	114.9	1.535.6	17.7		55.1	3.263.8				
	2006-07	793.8	242.2	1.291.5			17.7		2.345.2			
TOTAL TH.CASES	2008-09	224.4	35.9	127.9	20.5	4.6	4.4			417.7		
	2007-08	184.1	13.8	204.9	2.2		6.7				411.7	
	2006-07	97.3	29.6	172.5			2.2					301.6

## Exports by Consignee

Season 2008/2009 (Tons)

CONSIGNEE	MKT	GRAPE	KIWIS	THOMPSON	HAYWARD	CRIMSON	FLAME SDL	PRINCESS	NOT DEF	R. GLOBE	RUBY SDL	TOTAL
Dayka & Hackett LLC	NAM	1.579.0	156.5	685.4	156.5	289.3	226.4	230.5	130.8	11.8	4.8	1.735.5
Univeg Import SA	EUR		732.6		732.6							732.6
Pacific Trellis Fruit	NAM	448.7		222.8		140.9	37.8	21.3		26.0		448.7
Merimex Fruchthandel GmbH	EUR	292.7		187.4		34.2		7.4	46.2	17.5		292.7
Trade Import Company Ltd.	EUR	150.8		129.1		2.5				19.2		150.8
To Order	EUR	17.3	72.0	17.3	72.0							89.3
Eduardo Garcia	LAT	37.8		37.8								37.8
To Order	FAR	18.7								18.7		18.7
Progressive Enterprises Limited	FAR	17.7		17.7								17.7
Agricola Gloria Due S.R.L.	EUR	11.8		11.8								11.8
TOTAL TONS	2008/2009	2.574.5	961.1	1.309.2	961.1	467.0	264.2	259.1	177.0	93.2	4.8	3.535.6
	2007/2008	2.416.9	846.9	1.159.3	846.9	464.2	323.0	172.1	18.1	213.4	9.4	3.263.8
	2006/2007	1.568.7	776.5	787.4	776.5	192.4	174.2	114.4	202.9	85.7		2.345.2
TOTAL TH.CASES	2008/2009	319.2	98.5	162.9	98.5	55.3	31.6	32.3	25.2	11.4	0.5	417.7
	2007/2008	327.0	84.7	172.9	84.7	59.5	37.6	21.0	2.2	25.8	1.0	411.7
	2006/2007	223.9	77.7	120.9	77.7	26.0	21.8	14.0	29.1	10.7		301.6

### Exports by Destination Market

Season 2008/2009 (Tons)

PRODUCE	NORTH AMERICA		FAR	EUROPE			LATIN	TOTAL TONS		TOTAL TH.CASES	
	EAST	WEST	EAST	CONT	RUS	UK	AMERIC	2008-09	2007-08	2008-09	2007-08
TABLE GRAPES	1.764.1	248.3	717.3	554.9	35.4	21.3	37.9	3.379.1	2.978.3	445.6	371.1
PEACHES	30.2							30.2		4.0	
PLUMS				27.6				27.6	78.9	5.0	13.8
NECTARINES	24.6							24.6		3.1	
APRICOTS	8.2							8.2		1.3	
FLAME SDL GRAPE	838.4	86.3		11.9				936.5	776.7	114.0	94.1
R. GLOBE GRAPE	178.0		405.4	129.8	35.4		37.9	786.4	248.5	97.2	30.3
THOMPSON GRAPE	323.6	27.1	29.2	299.2		10.2		689.4	871.3	111.0	111.7
CRIMSON GRAPE	200.7		194.2	6.5				401.5	435.9	49.0	56.1
T.SDL GRAPE	99.4	3.9		42.4				145.8		21.7	
PRN. SEED. GRAPE	11.1	103.9		1.4				116.3	168.0	13.8	23.0
AUT. RY. GRAPE	13.4	4.8	68.0					86.2	63.2	10.4	7.7
BLACK SDL GRAPE	61.0	22.2	0.9					84.1	40.3	10.1	4.8
SUGRAONE GRAPE	0.8			63.8		11.0		75.6	183.3	11.3	19.6
NOT DEF GRAPE	24.4		19.5					43.9	38.3	5.4	4.6
RICH LADY PEACH	30.2							30.2		4.0	
LARRY ANN PLUM				27.6				27.6		5.0	
RY. GLO NECTARIN	24.6							24.6		3.1	
CHARTERS	1.765.3	248.3		379.1		21.3		2.413.9	2.405.7	325.0	300.1
LINERS	61.8		717.3	203.4	35.4		37.9	1.055.8	651.5	134.0	84.8
TONS	2008-09	1.827.1	248.3	717.3	582.5	35.4	21.3	3.469.6			
	2007-08	2.067.6	168.0	436.7	258.2		126.8		3.057.2		
TH.CASES	2008-09	221.9	29.5	87.5	108.9	4.3	2.3			459.0	
	2007-08	248.0	19.8	53.3	49.9		13.9				384.9

### Exports by Consignee

Season 2008/2009 (Tons)

CONSIGNEE	MKT	GRAPE	PEACH	PLUM	NECTARIN	APRICOT	FLAME SDL	R. GLOBE	THOMPSON	CRIMSON	T.SDL	TOTAL
Dayka & Hackett LLC	NAM	989.2	30.2		24.6	8.2	292.0	44.1	272.8	40.1	85.3	1.052.2
Chiquita Fresh North America	NAM	1.023.1					632.7	133.8	77.9	160.6	18.1	1.023.1
Silver Chian Trading	FAR	330.6						119.0		194.2		330.6
Direct Fruit Marketing DFM GmbH	EUR	246.7		27.6			11.4	25.1	119.4		37.7	274.2
Chiquita Fresh BVBA	EUR	221.5					0.5	122.4	82.1	3.9	2.0	221.5
Fullbloom Int'l Limited	FAR	100.8						100.8				100.8
Chinafaith Worldwide Limited	FAR	74.8						56.1				74.8
Univeq Import SA	EUR	56.8							52.7		2.7	56.8
To Order	EUR	46.5						17.7	28.8			46.5
Asia Produce Partners Limited	FAR	38.8						15.3				38.8
Wellcome Co.Ltd.	FAR	38.6							29.2			38.6
Aqv Fresh Imports Snd Bhd	FAR	38.5						38.5				38.5
Sooil Commerce & Transport, Inc.	FAR	38.2						18.7				38.2
Grupo Verdin S.A. de C.V.	LAT	37.9						37.9				37.9
Richard Hochfeld Limited	EUR	21.3							10.2			21.3
Sch Group of Company	FAR	19.2						19.2				19.2
Pomina Enterprise Co., Ltd.	FAR	19.1						19.1				19.1
To Order	FAR	18.7						18.7				18.7
Royal Van Namen B.V.	EUR	13.0							13.0			13.0
Chiquita Frupac	EUR	5.9							3.2	2.7		5.9
TONS	2008/2009	3.379.1	30.2	27.6	24.6	8.2	936.5	786.4	689.4	401.5	145.8	3.469.6
	2007/2008	2.978.3		78.9			776.7	248.5	871.3	435.9		3.057.2
TH.CASES	2008/2009	445.6	4.0	5.0	3.1	1.3	114.0	97.2	111.0	49.0	21.7	459.0
	2007/2008	371.1			13.8		94.1	30.3	111.7	56.1		384.9

## Exports by Destination Market

Season 2008/2009 (Tons)

PRODUCE	NORTH AMERICA		EUROPE			LATIN	FAR	TOTAL TONS			TOTAL TH.CASES		
	EAST	WEST	CONT	RUS	UK	AMERIC	EAST	2008-09	2007-08	2006-07	2008-09	2007-08	2006-07
TABLE GRAPES	1.254.5	399.9	855.0	76.5	15.3	431.5	91.6	3.124.2	2.980.4	2.791.1	406.3	371.0	344.2
ORANGES	86.4		237.6					324.0			21.6		
R. GLOBE GRAPE	61.4	19.7	474.3	40.1		259.9	59.0	914.3	850.1	1.439.9	111.5	103.7	175.1
THOMPSON GRAPE	193.3	104.2	379.8	22.8		49.0		749.2	826.3	310.2	118.0	107.5	42.1
FLAME SDL GRAPE	497.0	86.3		13.5				596.8	401.0	326.4	72.2	49.8	39.8
Q. ROSE GRAPE	169.9	96.0						266.0	235.0	279.5	32.4	28.7	34.1
SP. NAVEL ORANGE	40.0		128.5					168.5			11.2		
NOT DEF GRAPE	70.8					77.3	18.7	166.9	167.3		20.1	20.4	
LANE LATE ORANGE	46.4		87.5					133.9			8.9		
CRIMSON GRAPE	103.2					19.6	7.4	130.2	132.2	168.2	15.9	16.1	20.5
QU. RED GRAPE	46.4	66.1						112.6	83.6		13.7	10.2	
PERLETTE GRAPE	40.9		0.9			24.8		66.6	9.2	117.8	8.1	1.1	14.4
SUGRAONE GRAPE	55.7							55.7	165.0	67.1	6.5	20.1	8.2
AUT. RY. GRAPE	15.7	0.8			15.3	0.9	6.5	39.3	110.6	18.4	4.6	13.5	2.2
NAVEL LT. ORANGE			21.6					21.6			1.4		
CHARTERS	1.254.5	399.9	183.1	76.5	15.3			1.929.2	1.226.7	903.7	242.9	150.4	110.2
LINERS	86.4		909.5			431.5	91.6	1.519.0	1.753.7	1.887.4	185.0	220.7	234.0
TOTAL TONS	2008-09	1.340.9	399.9	1.092.6	76.5	15.3	431.5	91.6	3.448.2				
	2007-08	826.4	368.9	562.7			789.6	432.8	2.980.4				
	2006-07	695.9	207.8	98.3			1.354.4	434.7		2.791.1			
TOTAL TH.CASES	2008-09	158.0	48.8	146.7	9.2	1.7	52.4	11.2			427.9		
	2007-08	100.8	44.6	77.0			95.8	52.8				371.0	
	2006-07	84.9	25.3	16.2			164.7	53.0					344.2

## Exports by Consignee

Season 2008/2009 (Tons)

CONSIGNEE	MKT	GRAPE	ORANGE	R. GLOBE	THOMPSON	FLAME SDL	Q. ROSE	SP. NAVEL	NOT DEF	LANE LATE	CRIMSON	TOTAL
The Oppenheimer Group	NAM	1.654.4		81.0	297.5	583.3	266.0		70.8		103.2	1.654.4
Nico de Jong B.V.	EUR	393.6		231.6	161.1							393.6
Origin Fruit Direct BV	EUR	223.1	151.2	65.5	157.6			79.9		71.3		374.3
Frutas E. Sánchez S.L.	EUR	177.1	86.4	177.1				48.6		16.2		263.5
LordMayor S.A. de C.V.	LAT	205.7		177.6	1.9				18.7		6.5	205.7
To Order	LAT	94.8		37.4	36.5				20.0		0.9	94.8
Austral Trading México S.A. de C.V.	LAT	75.1		18.7	5.3				38.7			75.1
OOO Importer	EUR	63.0		40.1	22.8							63.0
Anton Dürbeck GmbH	EUR	61.2			61.2							61.2
Universal Fidelity Ltd.	FAR	56.1		27.1					18.7		5.6	56.1
Productos Tito S.A. de C.V.	LAT	56.0		26.2	5.3						12.1	56.0
Monco Produce Inc.	NAM		43.2					7.6		35.6		43.2
To Order	NAM		43.2					32.4		10.8		43.2
D Fresh Sdn Bhd	FAR	35.5		31.9							1.8	35.5
Griffin & Brand Ltd.	EUR	15.3										15.3
OOO Prodimport	EUR	13.5				13.5						13.5
TOTAL TONS	2008/2009		3.124.2	324.0	914.3	749.2	596.8	266.0	168.5	166.9	133.9	3.448.2
	2007/2008		2.980.4		850.1	826.3	401.0	235.0		167.3		2.980.4
	2006/2007		2.791.1		1.439.9	310.2	326.4	279.5				2.791.1
TOTAL TH.CASES	2008/2009		406.3	21.6	111.5	118.0	72.2	32.4	11.2	20.1	8.9	427.9
	2007/2008		371.0		103.7	107.5	49.8	28.7		20.4		371.0
	2006/2007		344.2		175.1	42.1	39.8	34.1			20.5	344.2

## Exports by Destination Market

Season 2008/2009 (Tons)

PRODUCE	EUROPE		FAR EAST	NORTH AMERIC	TOTAL TONS			TOTAL TH.CASES		
	CONT	UK			2008-09	2007-08	2006-07	2008-09	2007-08	2006-07
APPLES	2,249.4	542.8	323.3	251.2	3,366.7	3,043.1	3,262.6	245.9	213.6	227.4
PINK L. APPLE	1,971.3	466.9		80.6	2,518.9	2,343.0	2,205.2	197.6	173.2	169.2
C. PINK APPLE	136.7	33.1		170.5	340.3	192.5	387.0	18.8	11.2	22.4
FUJI APPLE			323.3		323.3	332.4	375.2	17.0	17.5	19.7
RY. GALA APPLE	109.8	42.8			152.6	116.4	295.1	10.5	8.3	16.1
GRANNIES APPLE	31.6				31.6	16.1		2.0	1.1	
NOT DEF APPLE						42.8			2.4	
LINERS	2,249.4	542.8	323.3	251.2	3,366.7	3,043.1	3,262.6	245.9	213.6	227.4
TOTAL TONS	2008-09	2,249.4	542.8	323.3	251.2	3,366.7				
	2007-08	1,716.5	825.1	293.3	208.3		3,043.1			
	2006-07	1,579.5	285.6	293.3	1,104.2			3,262.6		
TOTAL TH.CASES	2008-09	180.5	34.5	17.0	13.9			245.9		
	2007-08	137.2	49.6	15.4	11.4				213.6	
	2006-07	134.1	17.5	15.4	60.4					227.4

## Exports by Consignee

Season 2008/2009 (Tons)

CONSIGNEE	MKT	APPLE	PINK L.	C. PINK	FUJI	RY. GALA	GRANNIES	TOTAL
Cobana Fruchtring GmbH & Co	EUR	736.8	668.2			68.6		736.8
Cape Fives NI	EUR	536.2	348.1	136.7		33.1	18.4	536.2
Chingford Fruit Limited	EUR	386.2	343.4			42.8		386.2
Vanguard Marketing Services LLC	FAR	303.1			303.1			303.1
Van Dijk Foods Belgium N.V.	EUR	284.6	263.2			8.2	13.3	284.6
Aartsenfruit Breda B.V.	EUR	283.4	283.4					283.4
Stanley Orchards Sales, Inc.	NAM	170.5		170.5				170.5
Richard Hochfeld Limited	EUR	156.6	123.5	33.1				156.6
Mazzoni S.P.A.	EUR	147.7	147.7					147.7
Cardell Export	EUR	133.7	133.7					133.7
Coop Danmark A/S	EUR	127.0	127.0					127.0
Sbrocco International, Inc.	NAM	80.6	80.6					80.6
Demeter Fruit King Hk Ltd.	FAR	20.2			20.2			20.2
TOTAL TONS	2008/2009	3,366.7	2,518.9	340.3	323.3	152.6	31.6	3,366.7
	2007/2008	3,043.1	2,343.0	192.5	332.4	116.4	16.1	3,043.1
	2006/2007	3,262.6	2,205.2	387.0	375.2	295.1		3,262.6
TOTAL TH.CASES	2008/2009	245.9	197.6	18.8	17.0	10.5	2.0	245.9
	2007/2008	213.6	173.2	11.2	17.5	8.3	1.1	213.6
	2006/2007	227.4	169.2	22.4	19.7	16.1		227.4

## Exports by Destination Market

Season 2008/2009 (Tons)

PRODUCE	NORTH AMERICA		FAR	EUROPE		LATIN	TONS	TH.CAS
	EAST	WEST	EAST	CONT	RUS	AMERIC		
TABLE GRAPES	789.4	100.4	1,047.4	145.4	323.2	171.5	2,577.2	314.2
PEACHES	117.1	31.2		15.4		150.8	314.5	40.4
PLUMS	74.4		61.5				135.9	16.2
NECTARINES	78.2					43.2	121.4	15.7
APPLES			95.8				95.8	5.0
APRICOTS	35.1	18.8		8.1			62.0	11.7
CHERRIES	8.9	9.0	10.8				28.6	5.6
KIWIFRUIT			22.4				22.4	2.2
R. GLOBE GRAPE	66.1		918.9	145.4	164.2	13.3	1,307.9	159.5
THOMPSON GRAPE	173.2	40.9	47.9		147.2	62.3	471.5	57.5
SUGRAONE GRAPE	84.3	18.1	39.0			92.0	233.3	28.4
CRIMSON GRAPE	210.2		2.7		11.8		224.6	27.4
FLAME SDL GRAPE	166.9	25.6	9.7			3.9	206.2	25.1
AUG. RED NECTARIN	78.2					43.2	121.4	15.7
ANGELENO PLUM	57.9		61.5				119.4	14.2
ZEE LADY PEACH	4.5					108.0	112.5	12.6
QU. RED GRAPE	73.0	15.7					88.7	10.8
SW. SPT. PEACH	57.7	15.0					72.6	10.1
RICH LADY PEACH	29.1					37.8	66.9	7.6
RY. GALA APPLE			58.1				58.1	3.0
WH. LADY PEACH	25.8	16.2					42.0	5.6
LINERS	84.6	53.1	1,227.1	145.4		349.8	1,860.0	216.7
CHARTERS	1,015.8	102.8			323.2		1,441.9	182.8
AIR FREIGHT	2.6	3.4	10.8	23.5			40.2	9.6
LAND FREIGHT						15.7	15.7	1.9
TONS	2008-09	1,103.1	159.3	1,237.8	168.9	323.2	3,665.5	3,357.8
TH.CASES	2008-09	139.4	21.6	143.9	24.3	39.4	42.5	411.1

## Exports by Consignee

Season 2008/2009 (Tons)

CONSIGNEE	MKT	GRAPE	PEACH	PLUM	NECTARIN	APPLE	R. GLOBE	THOMPSON	SUGRAONE	CRIMSON	FLAME SDL	TOTAL	
The Oppenheimer Group	NAM	142.5	105.6	29.8	47.5			53.5		15.7	35.4	373.0	
Sooil Commerce & Transport, Inc.	FAR	354.2					336.5	17.7				354.2	
Jac Vandenberg, Inc.	NAM	321.9					3.9	103.9	23.6	116.5	21.2	321.9	
Prime Orchards Limited	FAR	231.7		21.1		58.1	214.0					312.2	
Grupo Verdin S.A. de C.V.	LAT	155.7	150.8				13.3	50.5	92.0			306.6	
To Order	FAR	210.5					210.5					210.5	
Dandrea Produce Inc.	NAM	87.9	42.7	44.7	30.7		15.7			67.7		205.9	
Dayka & Hackett LLC	NAM	189.4					30.7	11.8	69.3		77.6	189.4	
Frutexport, S.A.	EUR	145.4	15.4				145.4					160.8	
Globus	EUR	156.3					97.3	47.2		11.8		156.3	
Turners & Growers International	FAR	106.3		40.3			31.9	11.5	39.0	2.7	9.7	146.6	
LGS Specialty Sales Ltd	NAM	133.8					15.7	42.5		10.2	55.9	133.8	
OOO Inter Torg	EUR	86.6					33.8	52.7				86.6	
Park in Shop	FAR					37.8						61.4	
China Smart Fruit	FAR	56.1					37.4	18.7				56.1	
To Order	EUR	47.2						47.2				47.2	
Com. de Frutas Finas Tarahumara S.A. de C.V.	LAT				43.2							43.2	
KNC Fresh Fruits Inc.	FAR	35.4					35.4					35.4	
OOO Importer	EUR	33.1					33.1					33.1	
All Fresh Produce	NAM											24.1	
Chop Tong Guan Sdn Bhd	FAR	17.7					17.7					18.5	
KYC Fresh Fruits Ltd.	FAR	17.7					17.7					17.7	
Presicare Corporation	FAR	17.7					17.7					17.7	
Copsul Impy Exportadora Ltda	LAT	15.7						11.8			3.9	15.7	
Others		14.2						2.4	9.4		2.4	29.8	
TONS	2008/2009		2,577.2	314.5	135.9	121.4	95.8	1,307.9	471.5	233.3	224.6	206.2	3,357.8
TH.CASES	2008/2009		314.2	40.4	16.2	15.7	5.0	159.5	57.5	28.4	27.4	25.1	411.1

## Exports by Destination Market

Season 2008/2009 (Tons)

PRODUCE	EUROPE			NORTH AMERICA		LATIN	FAR	TONS	TH.CAS	
	CONT	RUS	UK	EAST	WEST	AMERIC	EAST			
APPLES	290.0	171.2	103.1	311.7	689.5	457.6	448.4	2.471.5	137.1	
KIWIFRUIT	547.0		44.8		150.1	133.8		875.6	88.1	
TABLE GRAPES	2.4							2.4	0.5	
HAYWARD	547.0		44.8		150.1	133.8		875.6	88.1	
RY. GALA	APPLE	106.9	8.2		21.4	85.6	366.3	91.6	680.0	35.9
FUJI	APPLE	4.6			18.2	603.7		27.5	654.0	35.5
RICH. D.	APPLE	38.7	70.2				25.0	149.8	283.6	14.8
GRANNIES	APPLE	56.2	92.8				66.3	63.9	279.1	14.9
BRAEBURN	APPLE			59.6	184.9				244.5	13.5
FUJI RO.	APPLE	1.1				0.2		115.6	117.0	5.9
PINK L.	APPLE	82.5		22.1	8.4				113.0	11.2
C. PINK	APPLE			21.4	78.9				100.3	5.5
NOT DEF	GRAPE	2.4							2.4	0.5
LINERS		548.2	148.9	38.9	166.6	818.2	457.6	448.4	2.626.9	168.3
CHARTERS		114.5	22.3	109.0	145.1	21.4			412.4	30.0
LAND FREIGHT		174.1							307.9	26.8
AIR FREIGHT		2.4							2.4	0.5
<b>TONS</b>	<b>2008-09</b>	<b>839.4</b>	<b>171.2</b>	<b>147.9</b>	<b>311.7</b>	<b>839.6</b>	<b>591.3</b>	<b>448.4</b>	<b>3.349.6</b>	
<b>TH.CASES</b>	<b>2008-09</b>	<b>75.9</b>	<b>9.4</b>	<b>10.6</b>	<b>16.9</b>	<b>53.3</b>	<b>36.9</b>	<b>22.8</b>		<b>225.7</b>

## Exports by Consignee

Season 2008/2009 (Tons)

CONSIGNEE	MKT	APPLE	KIWIS	GRAPE	HAYWARD	RY. GALA	FUJI	RICH. D.	GRANNIES	BRAEBURN	FUJI RO.	TOTAL	
Paramount Export Co	NAM	774.8				85.6	603.7			85.3	0.2	774.8	
Agrícola Gloria Due S.R.L.	EUR	170.0	268.8		268.8	106.9	4.6	38.7	14.7		1.1	438.8	
Imporfénix Ltda.	LAT	238.5				198.7			39.8			238.5	
Kingo Fruits Co., Ltd.	FAR	230.2				67.7	10.3		39.5		112.7	230.2	
The Oppenheimer Group	NAM	205.0					18.2			99.6		205.0	
To Order	EUR	171.2				8.2		70.2	92.8			171.2	
Comercial Frutera Ilerdense S.A.	EUR		156.8		156.8							156.8	
Ringoot Fruit N.V. S.A.	EUR	119.9	31.8	2.4	31.8				41.5			154.1	
Trinity Fruit Sales Co.	NAM		150.1		150.1							150.1	
European Produce Co (EPCO) Ltd.	EUR	103.1	44.8		44.8					59.6		147.9	
Yupaa International	FAR	124.8						124.8				124.8	
Jeicy Fruit S.A.	LAT	119.8							19.8			119.8	
Frio Frut S.R.L.	LAT	99.3				100.0			6.6			99.3	
Verdi Import B.V.	EUR		89.6		89.6	67.7		25.0				89.6	
Tanus Jalil e Hijos S.R.L.	LAT		86.5		86.5							86.5	
To Order	FAR	25.0						25.0				25.0	
Lst Fresh Fruit Sdn Bhd	FAR	24.3								24.3		24.3	
Huitong Economic Trade	FAR	24.0				24.0						24.0	
Nutritiva Import. E Com. Frutas	LAT		23.9		23.9							23.9	
Distribuidora de Frutas Céu Azul Ltda	LAT		23.3		23.3							23.3	
Tambo Sur LLC.	NAM	21.4				21.4						21.4	
Fruitech Co., Ltd.	FAR	20.1					17.2				2.9	20.1	
<b>TONS</b>	<b>2008/2009</b>		<b>2.471.5</b>	<b>875.6</b>	<b>2.4</b>	<b>875.6</b>	<b>680.0</b>	<b>654.0</b>	<b>283.6</b>	<b>279.1</b>	<b>244.5</b>	<b>117.0</b>	<b>3.349.6</b>
<b>TH.CASES</b>	<b>2008/2009</b>		<b>137.1</b>	<b>88.1</b>	<b>0.5</b>	<b>88.1</b>	<b>35.9</b>	<b>35.5</b>	<b>14.8</b>	<b>14.9</b>	<b>13.5</b>	<b>5.9</b>	<b>225.7</b>



## Exports by Destination Market

Season 2008/2009 (Tons)

PRODUCE	LATIN AMERIC	TOTAL TONS			TOTAL TH.CASES		
		2008-09	2007-08	2006-07	2008-09	2007-08	2006-07
APPLES	2.836.7	2.836.7	3.028.7	3.471.4	120.9	131.7	145.9
PEARS	431.4	431.4	420.3	34.3	24.0	23.4	1.9
PLUMS	25.4	25.4			1.2		
KIWIFRUIT	24.8	24.8	10.3	42.0	1.2	0.6	2.5
RY. GALA APPLE	1.524.2	1.524.2	1.444.1	1.614.9	63.8	61.4	67.7
RED CHIEF APPLE	839.0	839.0	1.026.9	1.319.5	35.6	44.8	55.5
PACKHAMS PEAR	431.4	431.4	420.3	34.3	24.0	23.4	1.9
GRANNIES APPLE	273.8	273.8	336.9	423.3	11.6	14.9	17.8
RICH. D. APPLE	155.4	155.4	137.2	23.5	7.8	6.9	1.2
FUJI APPLE	44.3	44.3	83.6	90.3	2.1	3.7	3.8
ANGELENO PLUM	25.4	25.4			1.2		
HAYWARD KIWIS	24.8	24.8	10.3	42.0	1.2	0.6	2.5
LAND FREIGHT LINERS	3.318.3	3.318.3	3.431.8	3.547.7	147.2	154.4	150.3
TOTAL TONS	2008-09	3.318.3	3.318.3				
	2007-08		3.459.3				
	2006-07			3.547.7			
TOTAL TH.CASES	2008-09	147.2			147.2		
	2007-08					155.6	
	2006-07						150.3

## Exports by Consignee

Season 2008/2009 (Tons)

CONSIGNEE	MKT	APPLE	PEAR	PLUM	KIWIS	RY. GALA	RED CHIEF	PACKHAMS	GRANNIES	RICH. D.	FUJI	TOTAL
Delia Calles	LAT	1.050.4		22.4	11.5	832.6	59.9		105.8	33.9	18.1	1.084.3
Debbya Zarate	LAT	685.4			1.9	250.0	380.9		50.4		4.0	687.2
M.M amani	LAT	656.2			4.9	279.2	302.4		74.6			661.1
Peque S A C	LAT	157.6	425.4				2.9	425.4	11.1	121.5	22.1	583.0
Freddy Colque	LAT	152.2		3.0	6.6	125.0	9.1		18.1			161.8
To Order	LAT	111.7	6.0			31.4	68.6	6.0	11.8			117.8
Eduardo Garcia	LAT	23.2				6.0	15.1		2.0			23.2
TOTAL TONS	2008/2009	2.836.7	431.4	25.4	24.8	1.524.2	839.0	431.4	273.8	155.4	44.3	3.318.3
	2007/2008	3.028.7	420.3		10.3	1.444.1	1.026.9	420.3	336.9	137.2	83.6	3.459.3
	2006/2007	3.471.4	34.3		42.0	1.614.9	1.319.5	34.3	423.3	23.5	90.3	3.547.7
TOTAL TH.CASES	2008/2009	120.9	24.0	1.2	1.2	63.8	35.6	24.0	11.6	7.8	2.1	147.2
	2007/2008	131.7	23.4		0.6	61.4	44.8	23.4	14.9	6.9	3.7	155.6
	2006/2007	145.9	1.9		2.5	67.7	55.5	1.9	17.8	1.2	3.8	150.3



### Exports by Destination Market

Season 2008/2009 (Tons)

PRODUCE	EUROPE			LATIN	FAR	MIDDLE	TOTAL TONS		TOTAL TH.CASES		
	CONT	RUS	UK	AMERIC	EAST	EAST	2008-09	2007-08	2008-09	2007-08	
APPLES	375.9	116.4		443.6	41.0		976.9	1.432.7	53.8	77.5	
KIWIFRUIT	560.0		112.0			45.6	717.6	664.5	83.5	66.4	
TABLE GRAPES	459.7			36.4	39.4		535.5	662.8	100.3	106.9	
ORANGES	463.3						463.3	260.9	27.4	15.8	
PEARS	55.0			264.1			319.1	45.4	18.1	3.5	
PLUMS	92.4			20.2			112.5		14.4		
LEMONS	99.1						99.1	198.1	5.8	11.5	
NECTARINES	45.8			10.1			55.9	104.9	6.5	12.2	
PEACHES	1.0			10.1			11.0	43.2	1.2	4.8	
NASHI PEARS	8.4						8.4		2.0		
HAYWARD KIWIS	560.0		112.0			45.6	717.6	642.1	83.5	64.1	
LANE LATE ORANGE	353.8						353.8		20.8		
RY. GALA APPLE	130.1			204.1			334.2	216.5	19.0	11.8	
PACKHAMS PEAR	46.1			264.1			310.1	23.0	17.2	1.3	
RICH. D. APPLE	59.5			154.1	41.0		254.5	277.7	13.5	14.9	
R. GLOBE GRAPE	171.0			36.4			207.4	268.8	31.7	37.6	
GRANNIES APPLE	56.2	116.4		20.4			193.1	549.7	10.6	29.9	
RIBIER GRAPE	123.0						123.0	38.3	27.3	8.5	
GENOVA LEMON	99.1						99.1	198.1	5.8	11.5	
RED CHIEF APPLE	33.3			36.7			70.0	38.3	3.8	2.1	
SUGRAONE GRAPE	68.9						68.9	83.5	15.3	18.3	
C. PINK APPLE	63.2						63.2		3.5		
THOMPSON GRAPE	58.6						58.6	75.2	12.6	12.9	
LINERS	2,045.3		112.0	763.4	41.0	45.6	3,007.3	2,407.8	287.6	199.5	
CHARTERS		116.4				39.4	155.8	514.5	11.3	44.9	
LAND FREIGHT	115.2			21.0			136.2	535.1	14.1	58.8	
AIR FREIGHT	1.3			0.6			1.9		0.4		
<b>TONS</b>	<b>2008-09</b>	<b>2,161.8</b>	<b>116.4</b>	<b>112.0</b>	<b>785.0</b>	<b>80.3</b>	<b>45.6</b>	<b>3,301.1</b>			
	<b>2007-08</b>	<b>2,357.7</b>	<b>495.8</b>	<b>19.4</b>	<b>277.6</b>	<b>158.3</b>			<b>3,457.4</b>		
<b>TH.CASES</b>	<b>2008-09</b>	<b>225.5</b>	<b>6.5</b>	<b>11.2</b>	<b>46.8</b>	<b>7.0</b>	<b>16.3</b>			<b>313.3</b>	
	<b>2007-08</b>	<b>212.9</b>	<b>39.8</b>	<b>2.2</b>	<b>20.1</b>	<b>13.2</b>					<b>303.2</b>

### Exports by Consignee

Season 2008/2009 (Tons)

CONSIGNEE	MKT	APPLE	KIWIS	GRAPE	ORANGE	PEAR	HAYWARD	LANE LATE	RY. GALA	PACKHAMS	RICH. D.	TOTAL
Agrícola Gloria Due S.R.L.	EUR	297.5	380.8	323.5	463.3	55.0	380.8	353.8	64.0	46.1	59.5	1,753.2
Frutera El Progreso	LAT	205.3				69.1			92.6	69.1	48.4	274.4
Rima France	EUR	78.4	44.8	76.2				44.8	66.2			212.9
To Order	EUR	77.6	112.0					112.0				189.6
To Order	LAT	159.2									71.4	159.2
El Jibarito, Inc.	LAT					115.2				115.2		155.5
Ferreira Da Silva S.A.	EUR		89.6	41.3			89.6					130.9
Exportaciones Durexporta S.A.	LAT	36.7				56.4			23.7	56.4		93.2
H. Tzanetatos, Inc.	LAT			36.4		23.3				23.3		60.3
To Order	FAR	20.5		39.4							20.5	59.8
To Order	MID		45.6				45.6					45.6
Ripe Now	EUR		44.8				44.8					44.8
Frutimport S. de R.L. de C.V.	EUR	38.8										38.8
Antilles Fraisz I De Jarry	LAT	21.4									13.4	21.4
Silvestrin Frutas Ltda.	LAT	21.0									21.0	21.0
Aayush Impex	FAR	20.5									20.5	20.5
Antilles Fraisz I De Jarry	EUR			18.7								18.7
Central Dica S.A. Grupo L/C	EUR											1.3
<b>TONS</b>	<b>2008/2009</b>	<b>976.9</b>	<b>717.6</b>	<b>535.5</b>	<b>463.3</b>	<b>319.1</b>	<b>717.6</b>	<b>353.8</b>	<b>334.2</b>	<b>310.1</b>	<b>254.5</b>	<b>3,301.1</b>
	<b>2007/2008</b>	<b>1,432.7</b>	<b>664.5</b>	<b>662.8</b>	<b>260.9</b>	<b>45.4</b>	<b>642.1</b>		<b>216.5</b>	<b>23.0</b>	<b>277.7</b>	<b>3,457.4</b>
<b>TH.CASES</b>	<b>2008/2009</b>	<b>53.8</b>	<b>83.5</b>	<b>100.3</b>	<b>27.4</b>	<b>18.1</b>	<b>83.5</b>	<b>20.8</b>	<b>19.0</b>	<b>17.2</b>	<b>13.5</b>	<b>313.3</b>
	<b>2007/2008</b>	<b>77.5</b>	<b>66.4</b>	<b>106.9</b>	<b>15.8</b>	<b>3.5</b>	<b>64.1</b>		<b>11.8</b>	<b>1.3</b>	<b>14.9</b>	<b>303.2</b>



www.higuera.cl

RUT: 96864810-1  
 Jahuel s/n, Santa María, Casilla 157  
 San Felipe

La Higuera S.A.

Phone: 56 (34) 582018  
 Fax: 56 (34) 582041  
 e-mail: higuera@higuera.cl  
 Contact: Cristian Covarrubias

## Exports by Destination Market

Season 2008/2009 (Tons)

PRODUCE	NORTH AMERICA		TOTAL TONS			TOTAL TH.CASES		
	EAST	WEST	2008-09	2007-08	2006-07	2008-09	2007-08	2006-07
TABLE GRAPES	1,078.8	327.7	1,406.5	1,200.4	1,226.8	171.5	146.4	149.6
CLEMENTINES	821.3	184.2	1,005.5	350.8	1,074.6	225.3	104.1	317.9
AVOCADOS	302.6		302.6	380.6	380.5	27.0	34.0	34.0
PEACHES	190.8	27.2	218.0	101.1	118.8	31.1	14.4	16.2
PLUMS	113.8	67.1	180.9	191.4	138.1	24.0	28.1	20.6
NECTARINES	148.6	9.0	157.6	130.8	220.3	22.5	18.7	29.7
CLEMENUL. CLEMENT	821.3	184.2	1,005.5	350.8	1,074.6	225.3	104.1	317.9
FLAME SDL GRAPE	458.7	209.5	668.2	649.9	563.6	81.5	79.3	68.7
HASS AVOCADO	302.6		302.6	380.6	380.5	27.0	34.0	34.0
BLACK SDL GRAPE	153.2	65.1	218.3	151.1	119.2	26.6	18.4	14.5
CRIMSON GRAPE	191.9		191.9	188.1	224.0	23.4	22.9	27.3
THOMPSON GRAPE	123.6	53.1	176.7	131.7	156.4	21.5	16.1	19.1
NE 142 NECTARIN	148.6	9.0	157.6	130.8	169.2	22.5	18.7	22.6
AUT. RY. GRAPE	151.4		151.4	79.5	48.0	18.5	9.7	5.9
E. MJST. PEACH	107.2	18.2	125.4	56.9	99.6	17.9	8.1	13.4
LARRY ANN PLUM	58.7	40.4	99.2	61.1	37.8	13.4	9.2	5.8
LINDO PEACH	83.6	9.0	92.5	44.2	19.2	13.2	6.3	2.7
B. AMBAR PLUM	55.1	26.6	81.7	130.3	100.3	10.6	18.9	14.8
R. GLOBE GRAPE					58.0			7.1
CHARTERS	1,496.2	341.6	1,837.9	1,554.3	1,653.9	232.4	198.4	209.3
LINERS	1,159.7	272.0	1,431.7	800.7	1,505.3	268.9	147.2	358.7
AIR FREIGHT		1.4	1.4			0.2		
TOTAL TONS	2008-09	2,655.9	615.1	3,271.0				
	2007-08	1,825.5	529.6		2,355.0			
	2006-07	2,129.2	1,029.9			3,159.2		
TOTAL TH.CASES	2008-09	402.6	98.8			501.4		
	2007-08	279.6	66.0				345.6	
	2006-07	384.9	183.1					568.0

## Exports by Consignee

Season 2008/2009 (Tons)

CONSIGNEE	MKT	GRAPE	CLEMENT	AVOCADO	PEACH	PLUM	CLEMENUL.	FLAME SDL	HASS	BLACK SDL	CRIMSON	TOTAL
		GRAPE	CLEMENT	AVOCADO	PEACH	PLUM	CLEMENUL.	FLAME SDL	HASS	BLACK SDL	CRIMSON	TOTAL
The Oppenheimer Group	NAM	1,406.5	1,005.5	302.6	218.0	180.9	1,005.5	668.2	302.6	218.3	191.9	3,271.0
TOTAL TONS	2008/2009	1,406.5	1,005.5	302.6	218.0	180.9	1,005.5	668.2	302.6	218.3	191.9	3,271.0
	2007/2008	1,200.4	350.8	380.6	101.1	191.4	350.8	649.9	380.6	151.1	188.1	2,355.0
	2006/2007	1,226.8	1,074.6	380.5	118.8	138.1	1,074.6	563.6	380.5	119.2	224.0	3,159.2
TOTAL TH.CASES	2008/2009	171.5	225.3	27.0	31.1	24.0	225.3	81.5	27.0	26.6	23.4	501.4
	2007/2008	146.4	104.1	34.0	14.4	28.1	104.1	79.3	34.0	18.4	22.9	345.6
	2006/2007	149.6	317.9	34.0	16.2	20.6	317.9	68.7	34.0	14.5	27.3	568.0

## Exports by Destination Market

Season 2008/2009 (Tons)

PRODUCE	NORTH AMERICA		LATIN AMERIC	EUROPE			FAR EAST	TOTAL TONS			TOTAL TH.CASES		
	EAST	WEST		CONT	RUS	UK		2008-09	2007-08	2006-07	2008-09	2007-08	2006-07
TABLE GRAPES	675.6	348.5	576.9	325.0	15.7	98.8	231.3	2,271.9	2,893.2	2,956.5	299.4	373.4	382.9
ORANGES	340.3	392.0						732.3	129.6		48.8	8.6	
MANDARINES	38.1	126.0						164.1			16.7		
AVOCADOS		43.0						43.0		86.0	3.8		7.7
CLEMENTINES	18.8							18.8			5.3		
R. GLOBE GRAPE	37.3	7.1	378.2	126.2			144.1	692.8	907.0	1,070.8	87.8	110.4	129.6
FLAME SDL GRAPE	267.5	238.3	18.7	26.8	15.7	45.9		613.0	729.2	696.4	76.0	91.5	85.9
CRIMSON GRAPE	229.8	7.9	124.8			11.8	66.0	440.2	595.9	537.1	53.6	79.4	68.4
THOMPSON GRAPE	68.5	95.3	33.9	171.9		41.1		410.7	467.2	615.7	68.0	68.2	94.6
FUKUMOTO ORANGE	177.6	176.0						353.6	38.9		23.6	2.6	
LANE LATE ORANGE	146.2	164.2						310.4	78.8		20.7	5.3	
MURCOTT MAND.	19.1	126.0						145.2			12.0		
BLACK SDL GRAPE	59.2							59.2			7.2		
AUT. RY. GRAPE	13.4		21.4					21.3	56.0	73.8	6.8	9.8	
WASHINGT. ORANGE		43.2							43.2		2.9		
HASS AVOCADO		43.0							43.0	86.0	3.8		7.7
NOT DEF MAND.	19.0								19.0		4.7		
NOT DEF CLEMENT	18.8								18.8		5.3		
LINERS	350.1	650.5	576.9	258.4		60.6	231.3	2,127.8	1,711.5	1,643.3	234.9	218.0	212.9
CHARTERS	703.6	259.1		66.6	15.7	38.2		1,083.3	1,311.3	1,399.2	135.6	164.0	177.7
TOTAL TONS	2008-09	1,072.8	909.6	576.9	325.0	15.7	98.8	2,313.3	3,230.2				
	2007-08	782.8	422.6	362.2	899.6			555.6		3,022.8			
	2006-07	884.8	553.2	756.8	492.5			355.2			3,042.5		
TOTAL TH.CASES	2008-09	118.5	80.6	69.7	62.6	1.9	12.6	28.2			374.1		
	2007-08	95.3	51.2	42.5	125.3			67.8				382.0	
	2006-07	105.4	66.6	90.8	84.4			43.3					390.6

## Exports by Consignee

Season 2008/2009 (Tons)

CONSIGNEE	MKT	GRAPE	ORANGE	MAND.	AVOCADO	CLEMENT	R. GLOBE	FLAME SDL	CRIMSON	THOMPSON	FUKUMOTO	TOTAL
The Oppenheimer Group	NAM	988.8	323.0	19.1	43.0		27.6	505.9	219.0	163.7	157.3	1,373.9
Duda Farm Fresh Foods	NAM		279.7	145.0		18.8					153.1	443.5
LordMayor S.A. de C.V.	LAT	248.1					200.2		26.6			248.1
Nico de Jong B.V.	EUR	239.8					76.4	14.1		149.3		239.8
Austral Trading México S.A. de C.V.	LAT	220.8					150.5		36.4	33.9		220.8
Monco Produce Inc.	NAM	35.4	129.6				16.8		18.6		43.2	165.0
D Fresh Sdn Bhd	FAR	111.2					84.1		9.3			111.2
To Order	LAT	108.0					27.5	18.7	61.8			108.0
Griffin & Brand Ltd.	EUR	98.8						45.9	11.8	41.1		98.8
Gertran Marketing	FAR	80.8					29.7		47.6			80.8
Origin Fruit Direct BV	EUR	67.5					32.1	12.7		22.6		67.5
Monco Marketing Y Development	FAR	20.6					13.3		7.2			20.6
Universal Fidelity Ltd.	FAR	18.8					16.9		1.9			18.8
Frutas E. Sánchez S.L.	EUR	17.7					17.7					17.7
OOO Importer	EUR	15.7						15.7				15.7
TOTAL TONS	2008/2009	2,271.9	732.3	164.1	43.0	18.8	692.8	613.0	440.2	410.7	353.6	3,230.2
	2007/2008	2,893.2	129.6				907.0	729.2	595.9	467.2	38.9	3,022.8
	2006/2007	2,956.5			86.0		1,070.8	696.4	537.1	615.7		3,042.5
TOTAL TH.CASES	2008/2009	299.4	48.8	16.7	3.8	5.3	87.8	76.0	53.6	68.0	23.6	374.1
	2007/2008	373.4	8.6				110.4	91.5	79.4	68.2	2.6	382.0
	2006/2007	382.9			7.7		129.6	85.9	68.4	94.6		390.6



www.losmayos.cl

RUT: 78035560-3  
Hijuela Segunda Fundo Los Quillayes s/n,  
Requinoa, Rengo

Agricola Los Mayos Ltda.

Phone: 56 (72) 551617  
Fax: 56 (72) 552303  
e-mail: cforno@losmayos.cl  
Contact: Claudio Forno

## Exports by Destination Market

Season 2008/2009 (Tons)

PRODUCE	EUROPE		LATIN	FAR	NORTH AMERICA		TOTAL TONS			TOTAL TH.CASES		
	CONT	UK	AMERIC	EAST	EAST	WEST	2008-09	2007-08	2006-07	2008-09	2007-08	2006-07
PLUMS	440.4	166.0	399.0	469.2	13.6	74.6	1,562.7	717.5	1,275.0	227.5	108.6	184.1
NECTARINES	339.8	264.0	333.5	105.5	13.0	72.7	1,128.5	1,508.5	903.5	152.8	222.0	132.9
PEACHES	124.1	43.5	129.3		20.3	40.1	357.3	568.9	437.4	52.3	79.3	67.6
CHERRIES	53.0		10.6	8.4	11.9	30.2	114.1	131.9	80.4	24.7	32.9	19.7
KIWI FRUIT			20.8				20.8	88.0		2.1	8.8	
NASHI PEARS								129.8			24.6	
PLUMCOTS								14.4	21.3		2.4	2.8
APRICOTS									0.9			0.3
NOT DEF PLUM	136.2	13.4	1.5	267.6	1.0	10.9	430.5	38.2	9.5	66.3	6.3	2.7
ANGELENO PLUM	25.8	52.5	196.5				274.8	48.8	173.8	32.0	8.9	25.6
LEMON PLUM	124.6		30.3		4.8	10.6	170.3	107.2	191.2	34.4	19.9	30.2
LARRY ANN PLUM	88.6	28.1	23.2	16.1		5.3	161.3	110.6	197.9	26.9	18.5	30.4
ART. SNOW NECTARIN		11.6	74.4	42.1	0.1	2.7	131.0	95.0	58.2	14.7	12.0	7.7
R. CAROL. NECTARIN	73.0	32.4	20.3				125.7	133.1	86.8	18.8	20.5	13.9
PK. DEL. PLUM	13.4		25.8	81.3	0.4		120.9	50.8	130.1	15.5	6.7	15.4
MAG. FIRE NECTARIN	17.2	21.6	24.8			42.7	106.4	159.5	50.9	13.9	25.0	7.7
SM. SWEET NECTARIN	18.4	48.8	37.3		1.4		105.9	105.9	18.9	12.8	12.5	2.9
RED SUN NECTARIN	14.5	0.3	8.9	63.4			87.0	123.7	99.4	10.7	16.9	12.9
FLV. RICH PLUM	3.6	8.8	32.2	32.8		8.9	86.2	15.5	88.8	10.0	2.4	13.6
SUP. MAG. NECTARIN	45.4	1.9	17.3		2.2	8.8	75.5	54.8	55.4	12.4	9.3	7.3
SPT. SUN PEACH			73.0				73.0	8.5	15.5	7.4	1.5	2.2
LINERS	842.2	473.5		580.5		86.9	1,983.2	1,271.6	2,080.5	301.0	195.6	304.8
LAND FREIGHT			893.1				893.1	714.0		99.0	82.8	
CHARTERS	37.5					130.7	168.2	1,020.1	516.6	28.1	166.2	70.6
AIR FREIGHT	77.5			2.6	58.7		138.8	153.4	121.4	31.3	34.0	32.0
TOTAL TONS	2008-09	957.2	473.5	893.1	583.1	58.7	217.6	3,183.3				
	2007-08	1,379.2	231.0	767.7	256.0	259.5	244.8		3,159.1			
	2006-07	1,379.5	422.6	3.0	429.9	254.3	229.2			2,718.4		
TOTAL TH.CASES	2008-09	204.9	49.4	99.0	65.5	9.2	31.4			459.4		
	2007-08	257.7	26.3	89.5	30.1	35.4	37.7				478.7	
	2006-07	242.3	49.3	0.8	49.5	34.3	31.1					407.4

## Exports by Consignee

Season 2008/2009 (Tons)

CONSIGNEE	MKT	PLUM	NECTARIN	PEACH	CHERRY	KIWIS	NOT DEF	ANGELENO	LEMON	LARRY ANN	ART. SNOW	TOTAL
Silvestrin Frutas Ltda.	LAT	366.3	214.3	113.4	10.6	20.8	1.5	171.3	30.3	18.5	69.8	725.3
Norton Folgate Marketing Ltd.	EUR	139.4	128.5				7.7	52.5		28.1		267.9
Miles Import	EUR	127.7	76.0	21.8	20.0		43.2	7.2	28.3	17.9		245.5
Nature's Pride B.V.	EUR	81.8	94.4	32.4	18.2		17.0	10.4	17.3	15.4		226.9
Roveg Fruit B.V.	EUR	96.6	66.0	54.9	1.9		46.2		22.2	25.5		219.4
International Produce Ltd.	EUR	26.6	93.3	43.5			5.7					163.4
Unifresh Marketing Lic	NAM	38.9	34.6	40.1	30.2		10.9				2.7	143.8
Demeter Fruit King Hk Ltd.	FAR	92.3	39.7				55.3			4.6		132.0
Jacques Mayol S.A.	EUR	62.1	36.8	7.2			15.7	2.7	18.9	23.0		106.2
Companhia Brasileira de Distribuição	LAT	12.2	75.3	15.9				4.7		4.7		103.4
Freshmart Singapore Pte. Ltd.	FAR	88.7					71.8					88.7
Mekan International, Inc.	FAR	21.6	65.8				21.6				42.1	87.4
Rio Vista Limitada	NAM	35.7	38.1						10.6	5.3		73.8
Indigo Fruit SAS	EUR	38.1	17.1	2.7	3.2		13.8		24.4			61.1
KGB International Inc.	NAM	13.6	13.0	20.3	11.9		1.0		4.8		0.1	58.7
Spreafico Francesco e F.lli SPA	EUR	19.9	26.9	5.1				5.5	11.1			51.9
Fullbloom Int'l Limited	FAR	43.7			4.6		10.9					48.3
To Order	FAR	45.8					22.8			11.5		45.8
Noble Freight Int L	FAR	45.6					5.2					45.6
Kinsway	FAR	43.6					43.6					43.6
R. Martinez S.A.	EUR	13.7	21.1		1.9				2.5	6.8		36.6
Hoi Sang Loong Fat Kee	FAR	21.6			3.8							25.4
Frutabras Com. e Transporte Int.	LAT		23.3									23.3
Zhixing Runfeng Food Co., Ltd.	FAR	22.6					14.7					22.6
Others		64.6	64.3		7.7		22.0	20.5			16.3	136.6
TOTAL TONS	2008/2009		1,562.7	1,128.5	357.3	114.1	20.8	430.5	274.8	170.3	161.3	3,183.3
	2007/2008		717.5	1,508.5	568.9	131.9	88.0	38.2	48.8	107.2	110.6	3,159.1
	2006/2007		1,275.0	903.5	437.4	80.4	9.5	173.8	191.2	197.9	58.2	2,718.4
TOTAL TH.CASES	2008/2009		227.5	152.8	52.3	24.7	2.1	66.3	32.0	34.4	26.9	459.4
	2007/2008		108.6	222.0	79.3	32.9	8.8	6.3	8.9	19.9	18.5	478.7
	2006/2007		184.1	132.9	67.6	19.7	2.7	25.6	30.2	30.4	7.7	407.4

## Exports by Destination Market

Season 2008/2009 (Tons)

PRODUCE	NORTH AMERICA		EUROPE			FAR	LATIN	TOTAL TONS			TOTAL TH.CASES		
	EAST	WEST	CONT	RUS	UK	EAST	AMERIC	2008-09	2007-08	2006-07	2008-09	2007-08	2006-07
TABLE GRAPES	373.6	1.035.3	660.1	21.0	272.1	522.1	195.9	3.080.2	2.410.0	2.347.1	439.4	362.5	336.0
PLUMS		17.9			18.5			36.4	38.9	43.3	6.1	7.0	6.8
PEACHES		35.6						35.6	37.5	28.3	4.5	4.6	3.5
NECTARINES		23.9						23.9	27.4	22.9	3.0	3.4	2.9
THOMPSON GRAPE	125.1	272.1	428.5	21.0	55.1	16.7	97.6	1.016.2	669.0	644.7	160.8	112.0	100.1
CRIMSON GRAPE	48.8	211.7	78.3		186.1	148.8	21.5	695.2	548.5	600.5	100.4	93.0	94.2
FLAME SDL GRAPE	162.4	383.7	44.7		21.2	0.6	18.7	631.4	573.3	544.4	80.8	73.8	67.5
R. GLOBE GRAPE						285.0	58.1	343.1	190.2	246.2	41.6	22.1	29.2
AUT. RY. GRAPE	30.9	68.7	15.4			53.5		168.6	106.6	89.9	20.6	14.5	12.3
SUGRAONE GRAPE	6.3	41.4	46.4			9.8	17.5	121.3	132.9	127.4	18.7	18.3	17.5
RICH LADY PEACH		35.6						35.6	37.5	28.3	4.5	4.6	3.5
LAVALLEE GRAPE			35.3					35.3			6.7		
PRN. SEED. GRAPE		30.1	1.5					31.6	35.2	0.2	4.0	4.9	0.05
RED DIAM. NECTARIN		23.9						23.9	27.4	22.9	3.0	3.4	2.9
ROYSUM PLUM					18.5			18.5	28.8	25.8	3.7	5.8	4.5
RED SDL GRAPE		16.7						16.7	14.3	26.8	2.0	1.7	3.3
RED BEAUT PLUM		11.3						11.3	10.1	14.2	1.5	1.2	1.8
CHARTERS	267.4	796.9	527.9	21.0	199.0	60.0		1,872.3	1,727.2	1,967.3	280.8	269.3	286.7
LINERS	106.3	315.9	132.2		91.6	462.1	91.9	1,199.9	786.6	474.3	159.4	108.2	62.5
LAND FREIGHT							104.1	104.1			12.7		
<b>TOTAL TONS</b>	<b>2008-09</b>	<b>373.6</b>	<b>1,112.9</b>	<b>660.1</b>	<b>21.0</b>	<b>290.6</b>	<b>522.1</b>	<b>195.9</b>	<b>3,176.2</b>				
	<b>2007-08</b>	<b>319.7</b>	<b>701.1</b>	<b>963.4</b>	<b>73.6</b>	<b>335.1</b>	<b>74.8</b>	<b>46.1</b>		<b>2,513.8</b>			
	<b>2006-07</b>	<b>310.4</b>	<b>675.6</b>	<b>534.2</b>		<b>521.8</b>	<b>346.9</b>	<b>52.6</b>			<b>2,441.6</b>		
<b>TOTAL TH.CASES</b>	<b>2008-09</b>	<b>45.3</b>	<b>135.4</b>	<b>125.9</b>	<b>3.9</b>	<b>55.0</b>	<b>63.7</b>	<b>23.7</b>			<b>452.9</b>		
	<b>2007-08</b>	<b>39.0</b>	<b>85.0</b>	<b>173.0</b>	<b>9.0</b>	<b>56.9</b>	<b>9.1</b>	<b>5.5</b>				<b>377.5</b>	
	<b>2006-07</b>	<b>37.9</b>	<b>82.9</b>	<b>101.5</b>		<b>77.9</b>	<b>42.9</b>	<b>6.3</b>					<b>349.2</b>

## Exports by Consignee

Season 2008/2009 (Tons)

CONSIGNEE	MKT	GRAPE	PLUM	PEACH	NECTARIN	THOMPSON	CRIMSON	FLAME SDL	R. GLOBE	AUT. RY.	SUGRAONE	TOTAL
Pacific Trellis Fruit	NAM	1,192.4	17.9	35.6	23.9	354.2	223.1	450.2		92.9	39.3	1,269.9
Capespan	EUR	413.4	18.5			241.3	136.6				35.5	431.9
To Order	FAR	256.7					17.8		203.2	35.7		256.7
Merimex Fruchthandel GmbH	EUR	206.8				99.3	52.0	44.7			10.8	206.8
Valhalla Sales & Marketing	NAM	143.7				7.5	37.4	63.2		6.7	3.7	143.7
Total Produce B.V.	EUR	106.0				12.7	62.3	21.2			9.8	106.0
To Order	EUR	105.6				43.4				15.4		105.6
Progressive Enterprises Limited	FAR	87.8				16.7	52.9	0.6			17.5	87.8
Univeg Katope UK Ltd.	EUR	67.6				67.6						67.6
P & C Trading Company	FAR	61.9							61.9			61.9
Benelux Flower & Food	FAR	56.5					36.7		19.8			56.5
Dominium Citrus Limited	NAM	56.1				18.7		32.7			4.7	56.1
Wing Mau Trading Co., Ltd.	FAR	41.3					41.3					41.3
To Order	LAT	36.8				8.8	9.3	18.7				36.8
Imdismol, S.A. de C.V.	LAT	36.7							36.7			36.7
Grapes Direct Limited	EUR	25.0				11.5	13.5					25.0
Secchi Agricola Imp. E. Exp. Ltd.	LAT	21.5							21.5			21.5
L.P.D. Import. & Exportacao Ltda.	LAT	40.8				40.8						40.8
Fruticola Irmaos Faisao Ltda.	LAT	21.3				21.3						21.3
Irmaos Benassi Prod. Dist. Agric.	LAT	20.6				20.6						20.6
Caribbean Produce	LAT	18.4				6.2	12.2					18.4
Royal Island Co., Ltd.	FAR	17.8								17.8		17.8
Courchesne Larose Ltee.	NAM	16.7				16.7						16.7
Others		28.8				28.8						28.8
<b>TOTAL TONS</b>	<b>2008/2009</b>	<b>3,080.2</b>	<b>36.4</b>	<b>35.6</b>	<b>23.9</b>	<b>1,016.2</b>	<b>695.2</b>	<b>631.4</b>	<b>343.1</b>	<b>168.6</b>	<b>121.3</b>	<b>3,176.2</b>
	<b>2007/2008</b>	<b>2,410.0</b>	<b>38.9</b>	<b>37.5</b>	<b>27.4</b>	<b>669.0</b>	<b>548.5</b>	<b>573.3</b>	<b>190.2</b>	<b>106.6</b>	<b>132.9</b>	<b>2,513.8</b>
	<b>2006/2007</b>	<b>2,347.1</b>	<b>43.3</b>	<b>28.3</b>	<b>22.9</b>	<b>644.7</b>	<b>600.5</b>	<b>544.4</b>	<b>246.2</b>	<b>89.9</b>	<b>127.4</b>	<b>2,441.6</b>
<b>TOTAL TH.CASES</b>	<b>2008/2009</b>	<b>439.4</b>	<b>6.1</b>	<b>4.5</b>	<b>3.0</b>	<b>160.8</b>	<b>100.4</b>	<b>80.8</b>	<b>41.6</b>	<b>20.6</b>	<b>18.7</b>	<b>452.9</b>
	<b>2007/2008</b>	<b>362.5</b>	<b>7.0</b>	<b>4.6</b>	<b>3.4</b>	<b>112.0</b>	<b>93.0</b>	<b>73.8</b>	<b>22.1</b>	<b>14.5</b>	<b>18.3</b>	<b>377.5</b>
	<b>2006/2007</b>	<b>336.0</b>	<b>6.8</b>	<b>3.5</b>	<b>2.9</b>	<b>100.1</b>	<b>94.2</b>	<b>67.5</b>	<b>29.2</b>	<b>12.3</b>	<b>17.5</b>	<b>349.2</b>

## Exports by Destination Market

Season 2008/2009 (Tons)

PRODUCE	NORTH AMERICA		EUROPE		TOTAL TONS			TOTAL TH.CASES		
	EAST	WEST	CONT	UK	2008-09	2007-08	2006-07	2008-09	2007-08	2006-07
TABLE GRAPES	2,011.8	238.7	757.6	143.9	3,152.0	3,437.3	2,833.2	413.5	440.6	359.0
THOMPSON GRAPE	522.7	59.3	231.6	67.4	881.0	825.1	499.4	116.3	106.2	62.9
CRIMSON GRAPE	659.9	71.0	30.3	42.0	803.2	807.8	836.9	99.8	103.6	103.3
SUGRAONE GRAPE	335.2	12.5	185.7	34.6	568.0	570.8	274.5	81.4	76.7	36.7
FLAME SDL GRAPE	437.3	95.8			533.2	729.6	674.6	65.5	90.2	81.9
R. GLOBE GRAPE			303.9		303.9	488.2	472.5	42.2	61.9	65.0
NOT DEF GRAPE	56.7		6.0		62.7	15.7	75.3	8.4	1.9	9.2
CHARTERS LINERS	2,011.8		512.1	143.9	2,667.8	3,084.1	2,644.1	349.9	395.0	328.7
		238.7	245.4		484.2	353.1	189.1	63.6	45.6	30.3
TOTAL TONS	2008-09	2,011.8	238.7	757.6	143.9	3,152.0				
	2007-08	1,814.3	183.4	1,109.7	217.7		3,437.3			
	2006-07	1,761.4	33.5	737.1	301.3			2,833.2		
TOTAL TH.CASES	2008-09	245.3	30.3	117.9	20.1			413.5		
	2007-08	221.3	22.4	155.6	27.5				440.6	
	2006-07	214.3	4.1	104.5	36.1					359.0

## Exports by Consignee

Season 2008/2009 (Tons)

CONSIGNEE	MKT	GRAPE	THOMPSON	CRIMSON	SUGRAONE	FLAME SDL	R. GLOBE	NOT DEF	TOTAL	
Sbrocco International, Inc.	NAM	1,012.0	338.9	332.5	78.9	246.0		15.7	1,012.0	
Dole Fresh Fruit Co.	NAM	386.9	31.5	103.9	139.8	111.8			386.9	
Sierra Produce	NAM	347.2	85.4	139.3	69.7	27.6		25.2	347.2	
Capespan	EUR	299.9	148.4	29.0	90.3		32.2		299.9	
Fisher Capespan	NAM	211.6	34.2	64.6		112.8			211.6	
Earth Source Trading Inc.	NAM	175.7	50.2	48.8	46.7	14.2		15.7	175.7	
Frutas E. Sánchez S.L.	EUR	167.2				33.3	133.8		167.2	
Agrícola Gloria Due S.R.L.	EUR	123.4	15.7		30.3		77.5		123.4	
To Order	NAM	117.0	41.8	41.8	12.5	20.9			117.0	
Mack Multiples	EUR	112.5	50.1	35.9	26.5				112.5	
Roveg Fruit B.V.	EUR	99.9	52.5	1.4			46.0		99.9	
Hillfresh International B.V.	EUR	52.8	15.0		31.8			6.0	52.8	
Griffin & Brand Ltd.	EUR	31.5	17.3	6.1	8.1				31.5	
New World Fruit Traders B.V.	EUR	14.4					14.4		14.4	
TOTAL TONS	2008/2009		3,152.0	881.0	803.2	568.0	533.2	303.9	62.7	3,152.0
	2007/2008		3,437.3	825.1	807.8	570.8	729.6	488.2	15.7	3,437.3
	2006/2007		2,833.2	499.4	836.9	274.5	674.6	472.5	75.3	2,833.2
TOTAL TH.CASES	2008/2009		413.5	116.3	99.8	81.4	65.5	42.2	8.4	413.5
	2007/2008		440.6	106.2	103.6	76.7	90.2	61.9	1.9	440.6
	2006/2007		359.0	62.9	103.3	36.7	81.9	65.0	9.2	359.0

Troncoso Moreno, Johnny

Phone: 56 (58) 245564

Fax: 56 (58) 245564

e-mail: johnnyt\_rm@hotmail.com

Contact: Johnny Troncoso

RUT: 10049587-2

Terminal Asocapec S/N Of C-7

Arica



## Exports by Destination Market

Season 2008/2009 (Tons)

PRODUCE	LATIN AMERIC	TOTAL TONS			TOTAL TH.CASES			
		2008-09	2007-08	2006-07	2008-09	2007-08	2006-07	
APPLES	2,351.4	2,351.4	1,840.2	1,929.4	114.5	92.0	96.7	
PEARS	776.0	776.0	629.9	677.5	43.1	35.0	37.6	
PLUMS	5.2	5.2	57.1	108.0	0.6	3.8	7.2	
KIWI FRUIT	3.5	3.5		28.3	0.2		1.6	
NECTARINES			23.3	24.5		1.6	1.6	
PEACHES			19.4	30.8		1.3	2.1	
RY. GALA	APPLE	1,207.8	1,207.8	943.3	947.3	58.4	47.2	47.6
SCARLETT	APPLE	693.6	693.6	614.9	615.0	33.8	30.8	30.7
PACKHAMS	PEAR	645.8	645.8	507.5	567.7	35.9	28.2	31.5
FUJI	APPLE	275.4	275.4	133.7	191.4	13.8	6.7	9.6
GRANNIES	APPLE	174.7	174.7	148.2	167.9	8.6	7.4	8.4
W. NELIS	PEAR	114.9	114.9	116.8	100.9	6.4	6.5	5.6
S. BARTL.	PEAR	15.3	15.3	5.7		0.9	0.3	
FORTUNE	PLUM	5.2	5.2	6.6	71.5	0.6	0.4	4.8
HAYWARD	KIWIS	3.5	3.5		28.3	0.2		1.6
LARRY ANN	PLUM			50.5	24.3		3.4	1.6
ART. SNOW	NECTARIN			14.0	21.1		0.9	1.4
EL. LADY	PEACH			9.9	21.5		0.7	1.4
SW. SPT.	PEACH			9.5			0.6	
LAND FREIGHT		3,136.1	3,136.1	2,569.9	2,798.5	158.4	133.7	146.8
TOTAL TONS	2008-09	3,136.1	3,136.1					
	2007-08	2,569.9	2,569.9					
	2006-07	2,798.5		2,798.5				
TOTAL TH.CASES	2008-09	158.4			158.4			
	2007-08	133.7				133.7		
	2006-07	146.8					146.8	

## Exports by Consignee

Season 2008/2009 (Tons)

CONSIGNEE	MKT	APPLE	PEAR	PLUM	KIWIS	RY. GALA	SCARLETT	PACKHAMS	FUJI	GRANNIES	W. NELIS	TOTAL
Ruth Herrera Lagos	LAT	1,276.4	247.3	5.2	2.9	794.7	244.8	139.6	107.0	129.9	92.4	1,531.8
Rosa Milagros Elias Ramos	LAT	698.7	528.7		0.6	169.4	336.4	506.2	168.4	24.5	22.5	1,228.0
Alicia Vargas	LAT	352.8				230.9	102.6			19.3		352.8
To Order	LAT	23.5				12.8	9.7			1.0		23.5
TOTAL TONS	2008/2009	2,351.4	776.0	5.2	3.5	1,207.8	693.6	645.8	275.4	174.7	114.9	3,136.1
	2007/2008	1,840.2	629.9	57.1		943.3	614.9	507.5	133.7	148.2	116.8	2,569.9
	2006/2007	1,929.4	677.5	108.0	28.3	947.3	615.0	567.7	191.4	167.9	100.9	2,798.5
TOTAL TH.CASES	2008/2009	114.5	43.1	0.6	0.2	58.4	33.8	35.9	13.8	8.6	6.4	158.4
	2007/2008	92.0	35.0	3.8		47.2	30.8	28.2	6.7	7.4	6.5	133.7
	2006/2007	96.7	37.6	7.2	1.6	47.6	30.7	31.5	9.6	8.4	5.6	146.8





RUT: 77054720-2  
 El Golf 99, Of. 1401, Las Condes, Santiago  
 Carretera San Martín s/n, San Felipe

Nutrafrut S.A.  
 Phone: 56 (2) 3743994  
 Fax: 56 (2) 3754616  
 e-mail: nutrafrut@nutrafrut.cl  
 Contact: Claudio Lara

## Exports by Destination Market

Season 2008/2009 (Tons)

PRODUCE	EUROPE	NORTH AMERIC	FAR EAST	TOTAL TONS			TOTAL TH.CASES		
				2008-09	2007-08	2006-07	2008-09	2007-08	2006-07
TABLE GRAPES	1.290.8	1.211.1	487.1	2.989.0	3.535.4	2.189.0	452.7	527.0	298.6
KIWIFRUIT	56.6			56.6			7.1		
R. GLOBE GRAPE	18.8	330.2	417.3	766.3	663.7	336.1	95.3	83.1	41.4
THOMPSON GRAPE	591.3	166.2		757.5	938.3	612.6	134.9	146.1	83.1
CRIMSON GRAPE	343.4	257.9	30.8	632.1	1.305.9	720.6	100.9	209.1	110.7
SUGRAONE GRAPE	145.9	164.5		310.4	144.9	196.4	43.8	18.9	24.0
AUT. RY. GRAPE	70.1	63.5	39.0	172.5	43.6	68.5	28.1	5.9	8.4
FLAME SDL GRAPE	24.6	127.5		152.1	341.7	249.4	20.1	46.9	30.4
PRINCESS GRAPE	20.5	46.4		66.9		2.4	9.4		0.3
NOT DEF GRAPE	61.6			61.6	63.9		10.6	12.8	
HAYWARD KIWIS	56.6			56.6			7.1		
BLACK SDL GRAPE		53.2		53.2			6.2		
REGAL GRAPE	13.6			13.6			3.0		
PRN. SEED. GRAPE	1.1	1.6		2.7			0.4		
RED SDL GRAPE					20.0			2.4	
CHARTERS	1.231.3	1.211.1	35.4	2.477.7	2.605.2	1.929.6	384.6	410.9	267.0
LINERS	116.2		451.7	567.9	930.2	259.4	75.2	116.0	31.6
TOTAL TONS	2008-09	1.347.5	1.211.1	487.1	3.045.6				
	2007-08	1.539.9	1.125.8	869.7		3.535.4			
	2006-07	609.3	1.320.3	259.4			2.189.0		
TOTAL TH.CASES	2008-09	252.6	147.7	59.4			459.7		
	2007-08	284.9	137.0	105.0				527.0	
	2006-07	106.0	161.0	31.6					298.6

## Exports by Consignee

Season 2008/2009 (Tons)

CONSIGNEE	MKT	GRAPE	KIWIS	R. GLOBE	THOMPSON	CRIMSON	SUGRAONE	AUT. RY.	FLAME SDL	PRINCESS	NOT DEF	TOTAL
Pro Fruit Marketing, Inc.	NAM	894.3		151.9	140.2	210.0	164.5	48.5	127.5	37.0		894.3
Hars & Hagebauer B.V.	EUR	833.0	56.6	1.0	347.0	172.5	131.5	70.1	14.7	20.5	61.6	889.7
Global Fruit Point GmbH	EUR	413.9		17.8	200.9	170.9	14.0		9.9			413.9
Prodex International, Inc.	NAM	316.7		178.3	26.0	47.9		15.0		9.4		316.7
Onetrade	FAR	235.0		205.8		23.9		5.3				235.0
Asia Produce Partners Limited	FAR	212.7		172.2		6.9		33.7				212.7
Jacques Mayol S.A.	EUR	43.9			43.4		0.5					43.9
Silver Chian Trading	FAR	39.4		39.4								39.4
TOTAL TONS	2008/2009	2.989.0	56.6	766.3	757.5	632.1	310.4	172.5	152.1	66.9	61.6	3.045.6
	2007/2008	3.535.4		663.7	938.3	1.305.9	144.9	43.6	341.7		63.9	3.535.4
	2006/2007	2.189.0		336.1	612.6	720.6	196.4	68.5	249.4	2.4		2.189.0
TOTAL TH.CASES	2008/2009	452.7	7.1	95.3	134.9	100.9	43.8	28.1	20.1	9.4	10.6	459.7
	2007/2008	527.0		83.1	146.1	209.1	18.9	5.9	46.9		12.8	527.0
	2006/2007	298.6		41.4	83.1	110.7	24.0	8.4	30.4	0.3		298.6

Agricola Plaza Vieja Ltda.

Phone: 56 (34) 635199

Fax: 56 (34) 635199

e-mail: info@plazavieja.cl

Contact: Cristian Ferriere

www.plazavieja.cl

RUT: 78493310-5

Los Villares s/n

Los Andes



## Exports by Destination Market

Season 2008/2009 (Tons)

PRODUCE	NORTH AMERICA		EUROPE			FAR EAST	LATIN AMERIC	TOTAL TONS		TOTAL TH.CASES	
	EAST	WEST	CONT	RUS	UK			2008-09	2007-08	2008-09	2007-08
TABLE GRAPES	1.388.2	456.6	969.5	17.7	40.5	126.9	17.7	3.017.2	2.525.8	418.0	349.5
FLAME SDL GRAPE	548.8	209.4	35.0		28.4			821.5	732.7	104.9	92.1
R. GLOBE GRAPE	14.9		584.2	2.7				727.7	511.4	104.2	63.8
THOMPSON GRAPE	356.6	76.4	202.8					635.8	484.9	95.0	79.2
CRIMSON GRAPE	287.1	31.5	47.5	15.1				381.2	463.7	49.3	65.0
SUGRAONE GRAPE		139.3	100.0		12.2			251.4	157.0	40.4	28.3
T.SDL GRAPE	180.8							180.8	176.0	22.0	21.2
NOT DEF GRAPE						18.7		18.7		2.3	
CHARTERS	1.388.2	456.6	426.1		40.5			2.311.4	2.276.2	318.3	318.4
LINERS			543.4	17.7		126.9	17.7	705.8	249.6	99.7	31.2
TONS	2008-09	1.388.2	456.6	969.5	17.7	40.5	126.9	17.7	3.017.2		
	2007-08	1.035.9	524.2	739.9		94.5	113.5	17.7	2.525.8		
TH.CASES	2008-09	168.3	55.7	165.2	2.2	9.0	15.5	2.2		418.0	
	2007-08	124.9	63.7	123.9		21.0	13.8	2.2			349.5

## Exports by Consignee

Season 2008/2009 (Tons)

CONSIGNEE	MKT	GRAPE	FLAME SDL	R. GLOBE	THOMPSON	CRIMSON	SUGRAONE	T.SDL	NOT DEF	TOTAL
Kopke Jr.Inc., William H.	NAM	1.657.1	662.0	4.7	414.1	270.8	139.3	166.1		1.657.1
Origin Fruit Direct BV	EUR	355.0	35.0	249.2	37.4	21.6	11.8			355.0
Anton Dürbeck GmbH	EUR	339.8		268.4	52.7	12.7	6.1			339.8
Chiquita Fresh North America	NAM	187.7	96.2	10.2	18.9	47.8		14.7		187.7
SFI Rotterdam B.V.	EUR	185.2		51.3	79.1	6.1	48.7			185.2
Kingo Fruits Co., Ltd.	FAR	90.5		90.5						90.5
Chiquita Fresh BVBA	EUR	89.6		15.3	33.7	7.2	33.4			89.6
Agri SGJ Ltd.	EUR	40.5	28.4				12.2			40.5
Huitong Economic Trade	FAR	36.4		17.7					18.7	36.4
To Order	EUR	17.7		2.7		15.1				17.7
Unifrutas E.U.A.	LAT	17.7		17.7						17.7
TONS	2008/2009	3.017.2	821.5	727.7	635.8	381.2	251.4	180.8	18.7	3.017.2
	2007/2008	2.525.8	732.7	511.4	484.9	463.7	157.0	176.0		2.525.8
TH.CASES	2008/2009	418.0	104.9	104.2	95.0	49.3	40.4	22.0	2.3	418.0
	2007/2008	349.5	92.1	63.8	79.2	65.0	28.3	21.2		349.5

## Exports by Destination Market

Season 2008/2009 (Tons)

PRODUCE	NORTH AMERICA		FAR	TOTAL TONS			TOTAL TH.CASES		
	EAST	WEST	EAST	2008-09	2007-08	2006-07	2008-09	2007-08	2006-07
TABLE GRAPES	596.4	1,562.4	836.7	2,995.5	1,469.7	1,575.5	361.8	177.4	192.2
CRIMSON GRAPE		586.4	332.6	919.0	334.8	402.2	110.5	40.0	49.1
THOMPSON GRAPE	596.4	72.3		668.7	69.4	98.0	82.0	9.0	11.9
FLAME SDL GRAPE		541.5		541.5	597.4	634.3	64.5	72.3	77.4
R. GLOBE GRAPE		66.4	282.6	349.0	159.6	176.3	42.6	19.5	21.5
AUT. RY. GRAPE		44.1	221.5	265.6	8.3	6.5	32.4	1.0	0.8
PERLON GRAPE		115.1		115.1	65.1		13.2	7.2	
NOT DEF GRAPE		96.2		96.2	38.0		11.7	4.6	
PERLETTE GRAPE		26.8		26.8	38.5	32.1	3.3	4.7	3.9
SUGRAONE GRAPE		8.3		8.3	141.4	106.9	1.0	17.2	13.1
RUBY SDL GRAPE		5.5		5.5	14.7	39.7	0.6	1.6	4.8
REGAL GRAPE					2.5			0.3	
BLACK SDL GRAPE						72.5			8.8
Q. ROSE GRAPE						5.3			0.6
CHARTERS	596.4	1,322.8	72.6	1,991.7	1,164.4	1,308.3	239.3	140.2	159.6
LINERS		239.7	764.1	1,003.8	305.2	267.2	122.4	37.2	32.6
TOTAL TONS	2008-09	596.4	1,562.4	836.7	2,995.5				
	2007-08		1,164.4	267.8	1,469.7				
	2006-07		1,349.6	76.9		1,575.5			
TOTAL TH.CASES	2008-09	73.2	186.6	102.0			361.8		
	2007-08		140.2	32.7				177.4	
	2006-07		164.6	9.4					192.2

## Exports by Consignee

Season 2008/2009 (Tons)

CONSIGNEE	MKT	GRAPE	CRIMSON	THOMPSON	FLAME SDL	R. GLOBE	AUT. RY.	PERLON	NOT DEF	PERLETTE	SUGRAONE	TOTAL
Vintage Produce Sales	NAM	1,118.4	352.4	30.5	471.9	37.9	16.7	78.1	96.2	26.8	2.5	1,118.4
Dole Fresh Fruit Co.	NAM	596.4		596.4								596.4
Sun Fresh International L.L.C.	NAM	444.0	234.1	41.7	69.6	28.5	27.4	37.0			5.8	444.0
To Order	FAR	391.1	178.4			88.4	124.3					391.1
Onetrade	FAR	203.7	56.1			85.0	62.6					203.7
Asia Produce Partners Limited	FAR	74.5	18.7			44.6	11.2					74.5
Silver Chian Trading	FAR	56.1	56.1									56.1
Globewide Trading	FAR	37.2	15.9			2.7	18.7					37.2
Pacific Wave Enterprises	FAR	18.7				18.7						18.7
Pt Mustika Jaya Sampurna	FAR	18.7	7.5			11.2						18.7
PT. Multi Graha Perdana	FAR	18.6				14.0	4.7					18.6
C V Kuda Mas	FAR	18.0				18.0						18.0
TOTAL TONS	2008/2009	2,995.5	919.0	668.7	541.5	349.0	265.6	115.1	96.2	26.8	8.3	2,995.5
	2007/2008	1,469.7	334.8	69.4	597.4	159.6	8.3	65.1	38.0	38.5	141.4	1,469.7
	2006/2007	1,575.5	402.2	98.0	634.3	176.3	6.5			32.1	106.9	1,575.5
TOTAL TH.CASES	2008/2009	361.8	110.5	82.0	64.5	42.6	32.4	13.2	11.7	3.3	1.0	361.8
	2007/2008	177.4	40.0	9.0	72.3	19.5	1.0	7.2	4.6	4.7	17.2	177.4
	2006/2007	192.2	49.1	11.9	77.4	21.5	0.8			3.9	13.1	192.2

Valle Maule S.A.

Phone: 56 (73) 226892

Fax: 56 (73) 226847

e-mail: info@valle-maule.cl

Contact: Raúl Dastres

www.valle-maule.cl

RUT: 99503480-8

Freire 614

Linares



## Exports by Destination Market

Season 2008/2009 (Tons)

PRODUCE	NORTH AMERICA		EUROPE		FAR	TOTAL TONS			TOTAL TH.CASES		
	EAST	WEST	CONT	UK	EAST	2008-09	2007-08	2006-07	2008-09	2007-08	2006-07
BLUEBERRIES	2.240.0	414.4	174.7	147.4	1.7	2.978.3	1.988.5	986.2	1.030.8	1.208.2	531.6
RASPBERRIES	4.5					4.5	133.1	289.7	2.2	66.4	144.9
NOT DEF BLUEB	2.082.1	239.3	145.2	115.3		2.582.0	1.713.0	892.8	877.2	1.043.1	476.7
HIGHBUSH BLUEB	102.2	56.4	29.5	32.1	1.7	221.9	117.1	83.0	92.3	65.5	49.1
ONEIL BLUEB	55.7	118.7				174.4	0.9		61.3	0.6	
HERITAGE RASPB	4.5					4.5	132.0	289.7	2.2	65.8	144.9
BRIGHTHW. BLUEB							123.6	10.4		77.9	5.8
LATIBLUE BLUEB							12.4			8.3	
BERKELEY BLUEB							8.1			5.0	
BL. CROP BLUEB							6.1			3.4	
ELLIOT BLUEB							4.5			2.8	
BLUERAY BLUEB							2.8			1.7	
NOT DEF RASPB							1.1			0.5	
LINERS	1.754.1	110.4	145.2	115.3		2.125.0	1.170.2	787.7	739.8	714.4	424.7
CHARTERS	377.5	247.6				625.2	732.7	115.5	197.6	449.4	57.8
AIR FREIGHT	112.8	56.4	29.5	32.1	1.7	232.6	218.7	372.7	95.7	110.9	194.0
TOTAL TONS	2008-09	2.244.5	414.4	174.7	147.4	1.7	2.982.8				
	2007-08	1.645.7	245.7	111.2	97.3	21.6		2.121.6			
	2006-07	1.126.7	36.6	64.0	47.1	1.5		1.275.9			
TOTAL TH.CASES	2008-09	719.3	136.1	111.6	64.8	1.2			1.033.0		
	2007-08	1.014.9	132.0	70.4	42.8	14.4				1.274.6	
	2006-07	596.0	15.8	37.5	26.2	1.0					676.5

## Exports by Consignee

Season 2008/2009 (Tons)

CONSIGNEE	MKT	BLUB	RASPB	NOT DEF	HIGHBUSH	ONEIL	HERITAGE	TOTAL	
SunnyRidge Berry Farm, Inc	NAM	1.412.8	4.5	1.308.8	51.4	52.6	4.5	1.417.3	
Dave's Speciality Imports, Inc.	NAM	571.3		542.7	28.7			571.3	
California Giant Inc.	NAM	493.8		331.6	40.3	121.9		493.8	
Gourmet Trading Co.	NAM	170.6		138.3	32.2			170.6	
Sfc Redbridge Worldfresh Ltd	EUR	147.4		115.3	32.1			147.4	
New World Fruit Traders B.V.	EUR	89.2		89.2				89.2	
Fruit World Breda	EUR	85.5		56.0	29.5			85.5	
Growers Union	NAM	3.0			3.0			3.0	
Contel Fresh, Inc.	NAM	1.1			1.1			1.1	
Mongomery International	NAM	1.1			1.1			1.1	
H. E. Butt Grocery Company	NAM	0.8			0.8			0.8	
To Order	FAR	0.7			0.7			0.7	
Alliance Produce Agencies Ltd.	FAR	0.7			0.7			0.7	
Shinka Kobe Seika	FAR	0.3			0.3			0.3	
TOTAL TONS	2008/2009		2.978.3	4.5	2.582.0	221.9	174.4	4.5	2.982.8
	2007/2008		1.988.5	133.1	1.713.0	117.1	0.9	132.0	2.121.6
	2006/2007		986.2	289.7	892.8	83.0		289.7	1.275.9
TOTAL TH.CASES	2008/2009		1.030.8	2.2	877.2	92.3	61.3	2.2	1.033.0
	2007/2008		1.208.2	66.4	1.043.1	65.5	0.6	65.8	1.274.6
	2006/2007		531.6	144.9	476.7	49.1		144.9	676.5

## Exports by Destination Market

Season 2008/2009 (Tons)

PRODUCE	NORTH AMERICA		EUROPE		LATIN	FAR	TOTAL TONS			TOTAL TH.CASES		
	EAST	WEST	CONT	UK	AMERIC	EAST	2008-09	2007-08	2006-07	2008-09	2007-08	2006-07
CHERRIES	483.4	274.5	161.1	106.7	44.8	82.0	1,152.5	1,399.9	1,128.9	233.3	284.4	223.0
TABLE GRAPES	457.0	3.2	320.7	15.3		41.3	837.4	593.9	200.5	128.0	82.6	18.9
KIWIFRUIT	22.4		500.8		17.6		540.8	152.0	44.8	53.3	15.2	4.5
APPLES	64.2	21.4	57.1		111.7		254.4	645.0	1,458.0	13.7	33.9	76.2
PLUMS		130.7					130.7	45.2	46.6	14.6	4.9	5.0
PEACHES		32.3					32.3	2.8	2.5	3.6	0.3	0.3
NECTARINES		27.2					27.2	3.7	18.6	3.0	0.4	2.1
PEARS								76.0	123.1		5.1	8.1
BABY KIWIFRUIT									0.009			0.006
BING CHERRY	483.4	256.9	126.2	88.9	44.8	82.0	1,082.2	1,042.6	864.5	218.1	211.9	172.3
HAYWARD KIWIS	22.4		500.8		17.6		540.8	152.0	44.8	53.3	15.2	4.5
THOMPSON GRAPE	180.3		122.4	15.3			318.0	117.9		52.6	18.5	
R. GLOBE GRAPE			198.3			41.3	239.6	255.0	200.5	41.4	32.6	18.9
CRIMSON GRAPE	172.8						172.8	129.7		21.1	17.4	
GRANNIES APPLE	42.8	21.4	42.8		34.5		141.5	88.3	439.3	7.7	4.5	23.8
FLAME SDL GRAPE	100.0						100.0	53.1		12.2	6.5	
RY. GALA APPLE	21.4				77.2		98.6	327.1	378.9	5.1	17.1	19.3
FRIAR PLUM		78.7					78.7	16.2		8.8	1.8	
NOT DEF CHERRY		17.6	34.8	17.8			70.2	357.3	264.3	15.1	72.6	50.7
B. AMBAR PLUM		29.2					29.2	14.1		3.3	1.6	
RED DIAM. NECTARIN		26.2					26.2			2.9		
FORTUNE PLUM		22.8					22.8	12.8		2.5	1.3	
LINERS	134.1	155.5	792.4	102.9	174.1	109.8	1,468.8	1,652.3	1,988.3	194.9	201.5	161.0
CHARTERS	659.0	286.1	223.8				1,168.8	982.9	745.3	184.5	166.3	119.8
AIR FREIGHT	233.9	47.7	23.3	19.1		13.5	337.6	283.4	289.5	70.1	59.0	57.3
TOTAL TONS	2008-09	1,027.0	489.3	1,039.6	122.0	174.1	123.3	2,975.2				
	2007-08	642.6	422.7	561.4	187.1	787.0	162.2		2,918.6			
	2006-07	599.8	473.8	268.0	81.6	1,446.3	153.5			3,023.1		
TOTAL TH.CASES	2008-09	158.2	77.6	157.6	24.9	11.3	19.9			449.5		
	2007-08	117.3	71.2	105.1	30.0	51.6	32.4				426.9	
	2006-07	110.2	55.5	36.1	10.5	95.1	30.7					338.1

## Exports by Consignee

Season 2008/2009 (Tons)

CONSIGNEE	MKT	CHERRY	GRAPE	KIWIS	APPLE	PLUM	BING	HAYWARD	THOMPSON	R. GLOBE	CRIMSON	TOTAL
D & F Produce, Inc.	NAM	142.0	373.5				142.0		131.5		155.5	515.5
CMR Group	EUR	94.0	59.9	288.2			94.0	288.2	29.3	30.6		442.1
Kopke Jr.Inc., William H.	NAM	202.0	83.4				202.0		48.8		17.3	285.5
Trinity Fruit Sales Co.	NAM	83.9	3.2			130.7	83.9					277.2
Univeg Katope France	EUR		91.8	145.4				145.4	61.2	30.6		237.2
Bengard Marketing	NAM	177.4					159.8					177.4
Anton Dürbeck GmbH	EUR		76.8	44.8				44.8		76.8		121.6
Grower Direct Marketing, L.L.C.	NAM	119.4					119.4					119.4
New World Fruit Traders B.V.	EUR	37.4	61.8				20.4		8.3	53.6		99.3
J.O. Sims Ltd.	EUR	69.3	15.3				68.5		15.3			84.6
Frutamérica	LAT				72.9							72.9
To Order	NAM	0.6		22.4	42.8		0.6	22.4				65.8
Pacific Organic Produce	NAM	14.8			42.8		14.8					57.6
Baby Fruit Import Export S.A.C	LAT			17.6	38.8			17.6				56.4
SFI Rotterdam B.V.	EUR	33.4			21.4		16.9					54.8
To Order	EUR		25.7		21.4				18.9	6.8		47.1
All Fresh International Co.	FAR	26.3	20.7				26.3			20.7		47.0
Roveg Fruit B.V.	EUR	24.0		22.4			5.6	22.4				46.4
Frutera del Litoral Cia. Ltda.	LAT	44.8					44.8					44.8
Wellking Trading Ltd.	FAR	24.4					24.4					24.4
Jane Bros Enterprise Co., Ltd.	FAR		20.7							20.7		20.7
CMR Holland B.V.I.O.	EUR		4.7		14.3				4.7			19.0
Evergalan Enterprise Co., Ltd.	FAR	18.4					18.4					18.4
Yiannis International Corporation	FAR	10.5					10.5					10.5
Others		30.0					30.0					30.0
TOTAL TONS	2008/2009	1,152.5	837.4	540.8	254.4	130.7	1,082.2	540.8	318.0	239.6	172.8	2,975.2
	2007/2008	1,399.9	593.9	152.0	645.0	45.2	1,042.6	152.0	117.9	255.0	129.7	2,918.6
	2006/2007	1,128.9	200.5	44.8	1,458.0	46.6	864.5	44.8		200.5		3,023.1
TOTAL TH.CASES	2008/2009	233.3	123.0	53.3	13.7	14.6	218.1	53.3	52.6	41.4	21.1	449.5
	2007/2008	284.4	82.6	15.2	33.9	4.9	211.9	15.2	18.5	32.6	17.4	426.9
	2006/2007	223.0	18.9	4.5	76.2	5.0	172.3	4.5		18.9		338.1

## Exports by Destination Market

Season 2008/2009 (Tons)

PRODUCE	LATIN AMERIC	MIDDLE EAST	TOTAL TONS			TOTAL TH.CASES		
			2008-09	2007-08	2006-07	2008-09	2007-08	2006-07
APPLES	2.559.7	168.1	2.727.8	1.467.9	2.668.9	138.8	73.8	137.4
TABLE GRAPES	142.6		142.6			10.3		
PEARS	50.7		50.7			2.8		
KIWIFRUIT	46.1		46.1	201.2	102.1	4.1	19.3	10.2
RY. GALA APPLE	838.5	144.1	982.6	318.5	453.7	50.6	17.0	23.9
GRANNIES APPLE	956.0		956.0	667.1	1.408.3	48.0	32.4	72.8
RICH. D. APPLE	635.2	24.0	659.2	453.7	559.5	33.6	23.0	29.5
R. GLOBE GRAPE	142.6		142.6			10.3		
NOT DEF APPLE	72.0		72.0			3.8		
PACKHAMS PEAR	50.7		50.7			2.8		
HAYWARD KIWIS	46.1		46.1	201.2	102.1	4.1	19.3	10.2
FUJI APPLE	34.5		34.5	28.7	141.6	1.5	1.4	6.7
GOLDEN APPLE	20.2		20.2			1.1		
GINGER G. APPLE	3.2		3.2			0.2		
STARKING APPLE					103.8			4.3
C. PINK APPLE					2.0			0.10
LINERS	2.091.3	168.1	2.259.4	444.9	648.4	122.1	23.9	34.1
LAND FREIGHT CHARTERS	707.8		707.8	1.224.2	1.000.4	34.0	69.1	49.1
					1.122.1			64.4
TOTAL TONS	2008-09	2.799.1	168.1	2.967.2				
	2007-08	1.669.1			1.669.1			
	2006-07	1.072.4	576.4			2.770.9		
TOTAL TH.CASES	2008-09	147.3	8.8			156.1		
	2007-08	93.1					93.1	
	2006-07	52.8	30.3					147.6

## Exports by Consignee

Season 2008/2009 (Tons)

CONSIGNEE	MKT	APPLE	GRAPE	PEAR	KIWIS	RY. GALA	GRANNIES	RICH. D.	R. GLOBE	NOT DEF	PACKHAMS	TOTAL
To Order	LAT	765.4		46.1	4.5	294.2	252.2	219.0			46.1	815.9
Distribuidora de Frutas Santa Clara Ltda.	LAT	624.3	124.0			164.5	203.2	188.3	124.0	48.0		748.3
Freddy Colque	LAT	307.6			26.1	73.0	183.1	29.2				333.6
Sabinfrut Corporation S.A.C.	LAT	219.3			14.4	50.1	61.9	107.3				233.7
Maxifrutas Ltda.	LAT	170.8				51.0	95.8			24.0		170.8
Garza Import Export	MID	144.1				144.1						144.1
Exportaciones Durexporta S.A.	LAT	133.8				79.5	51.1					133.8
Fruta Fress Ltda.	LAT	101.1				88.3	2.1	10.6				101.1
Irineo Villalobos	LAT	71.6				17.1	20.2	33.3				71.6
El Paraiso Frutero Ltda.	LAT	63.1					51.1	12.1				63.1
Cosecha Del Chef S.A.	LAT	37.3	18.6	4.6	1.1	16.9	5.4	8.6	18.6		4.6	61.6
To Order	MID	24.0						24.0				24.0
Marcos Rejas Ureta	LAT	23.5				3.9	9.8	4.9				23.5
Distribuidora de Frutas Céu Azul Ltda	LAT	21.9						21.9				21.9
Frutas del Mundo C.A.	LAT	20.2					20.2					20.2
TOTAL TONS	2008/2009	2.727.8	142.6	50.7	46.1	982.6	956.0	659.2	142.6	72.0	50.7	2.967.2
	2007/2008	1.467.9			201.2	318.5	667.1	453.7				1.669.1
	2006/2007	2.668.9			102.1	453.7	1.408.3	559.5				2.770.9
TOTAL TH.CASES	2008/2009	138.8	10.3	2.8	4.1	50.6	48.0	33.6	10.3	3.8	2.8	156.1
	2007/2008	73.8			19.3	17.0	32.4	23.0				93.1
	2006/2007	137.4			10.2	23.9	72.8	29.5				147.6

## Exports by Destination Market

Season 2008/2009 (Tons)

PRODUCE	EUROPE		LATIN AMERIC	NORTH AMERIC	TOTAL TONS			TOTAL TH.CASES		
	CONT	UK			2008-09	2007-08	2006-07	2008-09	2007-08	2006-07
APPLES	1.767.3	506.1	116.2	1.0	2.390.5	2.405.7	2.905.5	162.0	156.0	157.3
KIWIFRUIT	503.8		62.4		566.2	448.0	532.0	54.4	44.8	53.2
RICH. D. APPLE	759.3	157.0	116.2		1.032.4	1.011.5	1.154.2	68.6	66.5	61.1
RY. GALA APPLE	479.5	255.1		1.0	735.6	493.9	781.7	50.9	29.6	43.0
GRANNIES APPLE	528.5	94.0			622.5	794.0	948.0	42.6	52.5	52.1
HAYWARD KIWIS	481.4		62.4		543.8	425.6	532.0	52.2	42.6	53.2
NOT DEF KIWIS	22.4				22.4	22.4		2.2	2.2	
NOT DEF APPLE						61.7			3.8	
FUJI APPLE						44.6	21.5		3.5	1.2
LINERS	2.271.1	506.1	73.9	1.0	2.852.1	2.708.7	3.243.2	208.1	191.5	200.0
LAND FREIGHT			104.6		104.6	20.4		8.4	1.1	
CHARTERS						124.6	194.3		8.3	10.5
TOTAL TONS	2008-09	2.271.1	506.1	178.6	1.0	2.956.7				
	2007-08	2.030.1	218.0	110.8	250.3		2.853.7			
	2006-07	1.798.5			1.130.8			3.437.5		
TOTAL TH.CASES	2008-09	171.7	32.7	12.1	0.08			216.5		
	2007-08	154.9	14.0	5.9	13.8				200.8	
	2006-07	118.0			66.9					210.5

## Exports by Consignee

Season 2008/2009 (Tons)

CONSIGNEE	MKT	APPLE	KIWIS	RICH. D.	RY. GALA	GRANNIES	HAYWARD	NOT DEF	TOTAL	
Agricola Gloria Due S.R.L.	EUR	565.6	503.8	307.5	89.7	168.4	481.4	22.4	1.069.4	
Sfc Redbridge Worldfresh Ltd	EUR	506.1		157.0	255.1	94.0			506.1	
Hermanos Fernández López S.A.	EUR	498.2		235.6	126.8	135.8			498.2	
Indigo Fruit SAS	EUR	307.6		72.4	144.5	90.7			307.6	
Cultivar, S.A.	EUR	227.1		101.0	56.7	69.4			227.1	
Sofruitex	EUR	149.8		42.8	42.8	64.2			149.8	
Borelli E. Rep. De Frutas Ltda.	LAT	42.2	62.4	42.2			62.4		104.6	
Imporfénix Ltda.	LAT	49.3		49.3					49.3	
Jeicy Fruit S.A.	LAT	24.6		24.6					24.6	
To Order	EUR	18.9			18.9				18.9	
Hermanos Fernandez Lopez S.A.	NAM	1.0			1.0				1.0	
TOTAL TONS	2008/2009		2.390.5	566.2	1.032.4	735.6	622.5	543.8	22.4	2.956.7
	2007/2008		2.405.7	448.0	1.011.5	493.9	794.0	425.6	22.4	2.853.7
	2006/2007		2.905.5	532.0	1.154.2	781.7	948.0	532.0		3.437.5
TOTAL TH.CASES	2008/2009		162.0	54.4	68.6	50.9	42.6	52.2	2.2	216.5
	2007/2008		156.0	44.8	66.5	29.6	52.5	42.6	2.2	200.8
	2006/2007		157.3	53.2	61.1	43.0	52.1	53.2		210.5



## Exports by Destination Market

Season 2008/2009 (Tons)

PRODUCE	NORTH AMERICA		EUROPE	TOTAL TONS			TOTAL TH.CASES		
	EAST	WEST		2008-09	2007-08	2006-07	2008-09	2007-08	2006-07
LEMONS	1,875.1	198.1		2,073.3	857.7	322.0	120.5	49.9	18.7
ORANGES	346.7	64.8	111.1	522.6	112.0		34.5	7.0	
CLEMENTINES	140.1	40.0		180.0	36.6		45.8	10.1	
TABLE GRAPES	67.6	33.5	40.6	141.6	244.8	651.5	22.2	31.7	80.4
CHERRIES	6.2	4.2	2.5	12.8	42.4		3.2	8.0	
MANDARINES					25.2			11.0	
BLUEBERRIES					18.1			12.0	
GENOVA LEMON	1,829.0	198.1		2,027.2	829.6	322.0	117.9	48.2	18.7
LANE LATE ORANGE	164.2	43.2	47.9	255.3	112.0		16.9	7.0	
CLEMENUL. CLEMENT	119.5	33.7		153.2	36.6		39.5	10.1	
CARA ORANGE	111.6			111.6			7.4		
NOT DEF ORANGE	43.2	21.6	23.0	87.8			5.8		
CRIMSON GRAPE	35.4	17.7		53.1	21.3	331.3	6.5	2.6	40.4
FISHER ORANGE	1.0		40.2	41.1			2.7		
MUSC ROS GRAPE			36.7	36.7			8.4		
FLAME SDL GRAPE	29.1			29.1	15.3		3.6	1.9	
FUKUMOTO ORANGE	26.6			26.6			1.8		
FINO 49 LEMON	24.9			24.9	3.3		1.5	0.2	
NOT DEF CLEMENT	17.8	6.3		24.1			5.1		
EUREKA LEMON	20.1			20.1	24.8		1.2	1.4	
LINERS	2,372.6	320.6	151.7	2,844.8	1,159.9	408.4	215.2	94.3	29.4
CHARTERS	29.1	15.7		44.9	133.2	548.7	5.5	22.3	67.7
AIR FREIGHT	9.2	4.2	2.5	15.9	43.6	16.3	4.0	13.0	2.0
TOTAL TONS	2008-09	2,435.7	340.6	154.1	2,930.3				
	2007-08	489.5	757.8	71.8		1,336.8			
	2006-07	358.5	530.9				973.5		
TOTAL TH.CASES	2008-09	179.0	29.6	17.5			226.2		
	2007-08	76.4	45.6	5.4				129.6	
	2006-07	31.1	57.6						99.1

## Exports by Consignee

Season 2008/2009 (Tons)

CONSIGNEE	MKT	LEMON	ORANGE	CLEMENT	GRAPE	CHERRY	GENOVA	LANE LATE	CLEMENUL.	CARA	NOT DEF	TOTAL
Frank Donio Inc.	NAM	1,012.0	72.0	127.2	67.6	4.5	1,001.7	47.5	109.4			1,283.2
The Oppenheimer Group	NAM	492.9	67.0				486.3	21.6			43.2	559.8
Seald Sweet LLC	NAM	256.4		12.9			247.1		10.1			269.2
To Order	NAM	24.8	138.2		17.7		24.8	78.0		38.6	21.6	180.7
Fruit Import Group	NAM	123.8		40.0		5.2	123.8		33.7			169.0
Chenail Fruits et Legumes	NAM		75.3					38.8		35.6		75.3
Imex Agro Inc.	NAM	69.1					69.1					69.1
Fresh Pacific & Vegetables	NAM	49.5					49.5					49.5
Frucom Hamburg GmbH & Co	EUR		45.9					7.8			23.0	45.9
Hars & Hagebauer B.V.	EUR				40.6							40.6
F.G. Lister and Co. Ltd.	NAM		37.4							37.4		37.4
Fru-Veg Marketing, Inc.	NAM	24.8					24.8					24.8
Cultivar, S.A.	EUR		21.8					12.0				21.8
Platanos Cox S.L.	EUR		21.8					6.5				21.8
To Order	EUR		21.6					21.6				21.6
Fisher Capespan	NAM		21.6					21.6				21.6
Fresh Advancements Inc.	NAM	20.1										20.1
All Fresh Produce	NAM				15.7							15.7
Frutas Niqui Madrimport S.L.	EUR					2.5						2.5
Southerland S.A. Produce Inc.	NAM					0.7						0.7
TOTAL TONS	2008/2009	2,073.3	522.6	180.0	141.6	12.8	2,027.2	255.3	153.2	111.6	87.8	2,930.3
	2007/2008	857.7	112.0	36.6	244.8	42.4	829.6	112.0	36.6			1,336.8
	2006/2007	322.0			651.5		322.0					973.5
TOTAL TH.CASES	2008/2009	120.5	34.5	45.8	22.2	3.2	117.9	16.9	39.5	7.4	5.8	226.2
	2007/2008	49.9	7.0	10.1	31.7	8.0	48.2	7.0	10.1			129.6
	2006/2007	18.7			80.4		18.7					99.1





www.pacificnut.com

RUT: 96629050-1

Camino de Nos a Los Morros 1201 Casilla 541  
San Bernardo, Santiago

Pacific Nut Company Chile S.A.

Phone: 56 (2) 5898000

Fax: 56 (2) 5898010

e-mail: eoyarce@pacificnut.com

Contact: Elvira Oyarce

## Exports by Destination Market

Season 2008/2009 (Tons)

PRODUCE	LATIN AMERIC	EUROPE		MIDDLE	FAR	TOTAL TONS			TOTAL TH.CASES		
		CONT	UK	EAST	EAST	2008-09	2007-08	2006-07	2008-09	2007-08	2006-07
ALMONDS	946.7	364.0	16.0	96.0	41.0	1,463.7	1,025.8	577.6	141.5	98.3	57.3
WALNUTS	670.8	704.2		80.0		1,455.0	1,029.4	1,115.9	108.4	76.8	84.2
NOT DEF ALMOND	946.7	364.0	16.0	96.0	41.0	1,463.7	924.2	509.6	141.5	90.6	50.5
NOT DEF WALNUT	670.8	704.2		80.0		1,455.0	1,015.4	1,064.4	108.4	76.2	82.2
N. PAR. SC ALMOND							91.6	51.9		7.4	5.2
CALIFORN. WALNUT							14.0	51.5		0.6	2.1
N. PAR. CC ALMOND							10.0	16.0		0.4	1.6
LINERS	589.0	1,068.2	16.0	176.0	41.0	1,890.2	1,423.9	1,158.1	160.6	120.8	100.8
LAND FREIGHT	1,028.5					1,028.5	631.3	535.4	89.3	54.3	40.8
TOTAL TONS	2008-09	1,617.5	1,068.2	16.0	176.0	41.0	2,918.7				
	2007-08	1,177.8	857.4		20.0			2,055.2			
	2006-07	835.1	809.6						1,693.5		
TOTAL TH.CASES	2008-09	148.2	84.4	1.6	14.0	1.6			249.9		
	2007-08	104.3	68.8		2.0					175.1	
	2006-07	65.6	71.1								141.5

## Exports by Consignee

Season 2008/2009 (Tons)

CONSIGNEE	MKT	ALMOND	WALNUT	NOT DEF	NOT DEF	TOTAL
To Order	EUR	167.0	334.0	167.0	334.0	501.0
Euro Nut Marketing S.L.	EUR					168.0
Ricex Importacao E Exportacao	LAT	64.0	84.0	64.0	84.0	148.0
Importacion Americana Duzoglu	LAT	115.0	30.0	115.0	30.0	145.0
I.N.Z Trading B.V.	EUR	80.0	59.1	80.0	59.1	139.1
To Order	LAT	128.0	10.0	128.0	10.0	138.0
Lodiser S.A.	LAT	135.0		135.0		135.0
First S.A. - First International Corp.	LAT	55.9	71.8	55.9	71.8	127.7
Neobrasil Comercio Exterior	LAT		100.0		100.0	100.0
To Order	MID	16.0	80.0	16.0	80.0	96.0
Betra Trading S.A.	LAT	40.9	52.0	40.9	52.0	92.9
Companhia Brasileira de Distribucao	LAT	23.0	68.2	23.0	68.2	91.2
Com.Import.E Export.La Rioja	LAT	35.0	52.1	35.0	52.1	87.1
Dena Trading Co. LLC	MID	80.0		80.0		80.0
Lucacen S.R.L.	LAT	67.0		67.0		67.0
Jandira Comercio de Productos	LAT		50.0		50.0	50.0
Catz International B.V.	EUR	48.0		48.0		48.0
Jorge A. Pabon Gutierrez	LAT	48.0		48.0		48.0
To Order	FAR	41.0		41.0		41.0
Stoltzenberg Nuss Gmbh.	EUR		40.0		40.0	40.0
Nature Food Import	EUR	20.0	20.0	20.0	20.0	40.0
Casa De Frutas Caracas C.A.	LAT		40.0		40.0	40.0
Alimentos Fragamar C.A.	LAT	16.0	20.0	16.0	20.0	36.0
Rebela Comercial Exportadora	LAT	10.0	25.0	10.0	25.0	35.0
Others		273.8	150.9	273.8	150.9	424.7
TOTAL TONS	2008/2009	1,463.7	1,455.0	1,463.7	1,455.0	2,918.7
	2007/2008	1,025.8	1,029.4	924.2	1,015.4	2,055.2
	2006/2007	577.6	1,115.9	509.6	1,064.4	1,693.5
TOTAL TH.CASES	2008/2009	141.5	108.4	141.5	108.4	249.9
	2007/2008	98.3	76.8	90.6	76.2	175.1
	2006/2007	57.3	84.2	50.5	82.2	141.5

Everfresh S.A, Exportadora

Phone: 56 (2) 2441557

Fax: 56 (2) 2441554

e-mail: everfresh@everfresh.cl

Contact: Saed Abughazaleh

[www.everfresh.cl](http://www.everfresh.cl)

RUT: 76561750-2

Av. 11 de Septiembre 1608, Of 608

Providencia, Santiago



## Exports by Destination Market

Season 2008/2009 (Tons)

PRODUCE	MIDDLE FAST	TOTAL TONS			TOTAL TH.CASES		
		2008-09	2007-08	2006-07	2008-09	2007-08	2006-07
APPLES	2,354.2	2,354.2	1,052.0	1,457.4	144.3	55.9	79.3
KIWI FRUIT	488.5	488.5	445.2	152.3	131.1	84.0	38.1
TABLE GRAPES	43.8	43.8	55.3	59.9	9.4	12.3	13.0
RY. GALA APPLE	1,616.7	1,616.7	580.8	790.1	106.1	31.5	44.3
HAYWARD KIWI	488.5	488.5	445.2	152.3	131.1	84.0	38.1
RICH. D. APPLE	339.5	339.5	92.8	390.7	17.6	4.8	20.3
R. STARK. APPLE	224.4	224.4			11.7		
RED CHIEF APPLE	92.3	92.3	267.5	48.3	4.7	13.7	2.5
SCARLETT APPLE	56.9	56.9			3.0		
R. GLOBE GRAPE	43.8	43.8	27.2	59.9	9.4	6.0	13.0
NOT DEF APPLE	24.3	24.3			1.2		
GRANNIES APPLE			91.5	167.9		4.9	8.9
THOMPSON GRAPE			28.1			6.2	
GOLDEN D. APPLE			19.4	60.4		1.0	3.3
LINERS	2,886.5	2,886.5	1,552.4	1,669.6	284.9	152.2	130.4
TOTAL TONS	2008-09	2,886.5					
	2007-08	1,434.8	1,552.4				
	2006-07	1,608.9		1,669.6			
TOTAL TH.CASES	2008-09	284.9			284.9		
	2007-08	140.2				152.2	
	2006-07	122.4					130.4

## Exports by Consignee

Season 2008/2009 (Tons)

CONSIGNEE	MKT	APPLE	KIWIS	GRAPE	RY. GALA	HAYWARD	RICH. D.	R. STARK.	RED CHIEF	SCARLETT	R. GLOBE	TOTAL
To Order	MID	1,134.9	234.0	15.6	964.4	234.0	112.4	17.2	26.8	14.1	15.6	1,384.5
Farzana General Trading Co.	MID	838.1	74.8		533.2	74.8	104.3	112.7	65.5	22.3		912.8
Jawad & Majed Foods Co.	MID	313.7	75.9	14.1	75.5	75.9	98.8	94.5		20.5	14.1	403.7
Francaise Food	MID	43.6	37.9		43.6	37.9						81.5
Al Kala Fro Marketing	MID		47.0			47.0						47.0
Ever Fresh Fruit Co.	MID	24.0					24.0					24.0
Ahmed Mohd Hussein Sulein	MID		18.9			18.9						18.9
M/S Mohammad Audi	MID			14.1							14.1	14.1
TOTAL TONS	2008/2009	2,354.2	488.5	43.8	1,616.7	488.5	339.5	224.4	92.3	56.9	43.8	2,886.5
	2007/2008	1,052.0	445.2	55.3	580.8	445.2	92.8		267.5		27.2	1,552.4
	2006/2007	1,457.4	152.3	59.9	790.1	152.3	390.7		48.3		59.9	1,669.6
TOTAL TH.CASES	2008/2009	144.3	131.1	9.4	106.1	131.1	17.6	11.7	4.7	3.0	9.4	284.9
	2007/2008	55.9	84.0	12.3	31.5	84.0	4.8		13.7		6.0	152.2
	2006/2007	79.3	38.1	13.0	44.3	38.1	20.3		2.5		13.0	130.4

## Exports by Destination Market

Season 2008/2009 (Tons)

PRODUCE	EUROPE	NORTH AMERIC	TOTAL TONS			TOTAL TH.CASES		
			2008-09	2007-08	2006-07	2008-09	2007-08	2006-07
APPLES	1.154.7		1.154.7	752.9	127.6	70.7	44.3	7.0
PEARS	1.140.0		1.140.0	575.5	115.6	78.5	42.2	7.7
KIWIFRUIT	492.8	20.8	513.6	431.6	122.5	51.4	43.0	12.3
CHERRIES	9.9	45.7	55.5	66.5		11.7	13.3	
TABLE GRAPES				165.3			20.2	
PACKHAMS PEAR	764.2		764.2	344.3	115.6	50.9	23.0	7.7
RY. GALA APPLE	565.8		565.8	425.1	127.6	31.4	23.4	7.0
HAYWARD KIWIS	492.8	20.8	513.6	408.5	122.5	51.4	40.9	12.3
PINK L. APPLE	269.8		269.8	113.8		21.6	9.1	
D'ANJOU PEAR	203.6		203.6	117.0		13.6	7.8	
C. PINK APPLE	177.7		177.7	128.4		9.9	7.1	
GRANNIES APPLE	141.5		141.5	85.6		7.9	4.7	
S. BARTL. PEAR	96.0		96.0			6.4		
ABATE FT. PEAR	76.2		76.2	114.2		7.6	11.4	
BING CHERRY	9.9	37.3	47.2	66.5		10.0	13.3	
NOT DEF CHERRY		8.4	8.4			1.7		
NOT DEF GRAPE				165.3			20.2	
NOT DEF KIWIS				23.1			2.1	
LINERS	2.425.9		2.425.9	1.796.5	365.7	172.3	146.6	27.0
CHARTERS	361.5	54.2	415.7	176.9		35.0	12.6	
AIR FREIGHT	9.9	12.3	22.2	18.4		5.0	3.7	
<b>TOTAL TONS</b>	<b>2008-09</b>	<b>2.797.3</b>	<b>66.5</b>	<b>2.863.8</b>				
	2007-08	1.768.4	223.4		1.991.8			
	2006-07	365.7				365.7		
<b>TOTAL TH.CASES</b>	<b>2008-09</b>	<b>201.1</b>	<b>11.2</b>			<b>212.3</b>		
	2007-08	131.1	31.8				162.8	
	2006-07	27.0						27.0

## Exports by Consignee

Season 2008/2009 (Tons)

CONSIGNEE	MKT	APPLE	PEAR	KIWIS	CHERRY	PACKHAMS	RY. GALA	HAYWARD	PINK L.	D'ANJOU	C. PINK	TOTAL
Olympic Fruit B.V.	EUR	907.5	724.4	89.6	9.9	424.8	502.3	89.6	107.3	203.6	156.5	1.731.4
Jokofruit B.V.	EUR	100.9	415.5			339.4	63.5		16.3		21.2	516.4
La Pinede	EUR			268.8				268.8				268.8
Salvi - Unacoa S.P.A.	EUR	146.3							146.3			146.3
Blue Whale	EUR			89.6				89.6				89.6
Fru-Veg Marketing, Inc.	NAM			20.8	45.7			20.8				66.5
Sudfruits S.A.	EUR			44.8				44.8				44.8
<b>TOTAL TONS</b>	<b>2008/2009</b>	<b>1.154.7</b>	<b>1.140.0</b>	<b>513.6</b>	<b>55.5</b>	<b>764.2</b>	<b>565.8</b>	<b>513.6</b>	<b>269.8</b>	<b>203.6</b>	<b>177.7</b>	<b>2.863.8</b>
	2007/2008	752.9	575.5	431.6	66.5	344.3	425.1	408.5	113.8	117.0	128.4	1.991.8
	2006/2007	127.6	115.6	122.5		115.6	127.6	122.5				365.7
<b>TOTAL TH.CASES</b>	<b>2008/2009</b>	<b>70.7</b>	<b>78.5</b>	<b>51.4</b>	<b>11.7</b>	<b>50.9</b>	<b>31.4</b>	<b>51.4</b>	<b>21.6</b>	<b>13.6</b>	<b>9.9</b>	<b>212.3</b>
	2007/2008	44.3	42.2	43.0	13.3	23.0	23.4	40.9	9.1	7.8	7.1	162.8
	2006/2007	7.0	7.7	12.3		7.7	7.0	12.3				27.0

El Almendro S.A

Phone: 56 (45) 719345

Fax: 56 (45) 711452

e-mail: npalma@buenosairesdeangol.cl


Contact: Nelson Palma

[www.buenosairesdeangol.cl](http://www.buenosairesdeangol.cl)

RUT: 96995210-6

Km. 3 Camino Angol-Renaico. Casilla 150

Angol



## Exports by Destination Market

Season 2008/2009 (Tons)

PRODUCE	NORTH AMERICA		FAR	LATIN	EUROPE	TOTAL TONS			TOTAL TH.CASES		
	EAST	WEST	EAST	AMERIC		2008-09	2007-08	2006-07	2008-09	2007-08	2006-07
APPLES	1,012.2	802.3	901.5	95.5	42.8	2,854.3	3,456.5	1,345.0	152.7	188.0	76.0
RY. GALA	1,004.7	802.3	719.5	95.5	42.8	2,664.8	2,915.7	1,018.8	143.0	159.0	58.2
FUJI			114.7			114.7	262.2	254.5	5.9	13.5	13.9
FUJI RO.			65.9			65.9			3.4		
GRANNIES	4.7					4.7			0.2		
RICH. D.	1.9					1.9	11.3	71.6	0.10	0.6	3.9
BROOKFLD			1.4			1.4			0.08		
GA. BUCK.	0.9					0.9			0.05		
NOT DEF							177.6			10.0	
BRAEBURN							89.7			4.9	
LINERS	1,012.2	802.3	901.5	95.5	42.8	2,854.3	3,411.0	1,216.5	152.7	184.4	69.0
CHARTERS							45.5	128.4		3.6	7.1
TOTAL TONS	2008-09	1,012.2	802.3	901.5	95.5	42.8	2,854.3				
	2007-08	1,712.4	747.5	872.6	21.4	102.5		3,456.5			
	2006-07	498.4	76.6	483.7	44.1	242.1			1,345.0		
TOTAL TH.CASES	2008-09	54.6	44.1	46.8	4.8	2.4			152.7		
	2007-08	92.3	41.2	45.3	1.2	8.1				188.0	
	2006-07	28.4	5.0	25.1	2.2	15.3					76.0

## Exports by Consignee

Season 2008/2009 (Tons)

CONSIGNEE	MKT	APPLE	RY. GALA	FUJI	FUJI RO.	GRANNIES	RICH. D.	BROOKFLD	GA. BUCK.	TOTAL
Kingo Fruits Co., Ltd.	FAR	620.7	438.7	114.7	65.9			1.4		620.7
Chelan Fresh Marketing	NAM	566.8	566.8							566.8
Algoma Orchards Ltd.	NAM	448.4	448.4							448.4
Gee & Gee Produce, Inc.	NAM	200.7	193.2			4.7	1.9		0.9	200.7
New York Apple Sales, Inc.	NAM	192.6	192.6							192.6
Paramount Export Co	NAM	128.4	128.4							128.4
Fisher Capespan	NAM	107.0	107.0							107.0
Wing Mau Trading Co., Ltd.	FAR	98.8	98.8							98.8
Lee Tak Company	FAR	98.8	98.8							98.8
Stanley Orchards Sales, Inc.	NAM	64.2	64.2							64.2
Frutera del Litoral Cia. Ltda.	LAT	48.5	48.5							48.5
Flamencos	LAT	47.0	47.0							47.0
Bacchus Fresh International	NAM	42.8	42.8							42.8
Magellan Farms	EUR	42.8	42.8							42.8
Fiesta Fruit, Inc.	NAM	42.8	42.8							42.8
Wing Hong Woo Co.	FAR	39.5	39.5							39.5
To Order	FAR	24.0	24.0							24.0
Sun Orchard Fruit Co.	NAM	20.6	20.6							20.6
Vanguard Marketing Services LLC	FAR	19.8	19.8							19.8
TOTAL TONS	2008/2009	2,854.3	2,664.8	114.7	65.9	4.7	1.90	1.40	0.90	2,854.3
	2007/2008	3,456.5	2,915.7	262.2			11.3			3,456.5
	2006/2007	1,345.0	1,018.8	254.5			71.6			1,345.0
TOTAL TH.CASES	2008/2009	152.7	143.0	5.9	3.4	0.2	0.10	0.08	0.05	152.7
	2007/2008	188.0	159.0	13.5			0.6			188.0
	2006/2007	76.0	58.2	13.9			3.9			76.0

## Exports by Destination Market

Season 2008/2009 (Tons)

PRODUCE	LATIN AMERIC	TOTAL TONS		TOTAL TH.CASES	
		2008-09	2007-08	2008-09	2007-08
APPLES	2,522.5	2,522.5	396.2	121.3	18.9
PEARS	171.1	171.1	1.2	9.5	0.06
PLUMS	131.6	131.6		10.6	
RY. GALA APPLE	1,184.0	1,184.0	226.9	56.1	10.6
SCARLETT APPLE	650.6	650.6	72.5	32.5	3.6
RED CHIEF APPLE	445.4	445.4	60.2	21.3	2.9
GRANNIES APPLE	201.9	201.9	34.5	9.5	1.6
PACKHAMS PEAR	167.1	167.1		9.3	
FORTUNE PLUM	72.2	72.2		5.5	
LARRY ANN PLUM	59.4	59.4		5.1	
FUJI APPLE	40.6	40.6	2.0	1.8	0.10
S. BARTL. PEAR	4.0	4.0		0.2	
W. NEUS PEAR			1.2		0.06
LAND FREIGHT	2,825.2	2,825.2	397.3	141.3	18.9
TONS	2008-09	2,825.2	2,825.2		
	2007-08		397.3		
TH.CASES	2008-09	141.3		141.3	
	2007-08	18.9			18.9

## Exports by Consignee

Season 2008/2009 (Tons)

CONSIGNEE	MKT	APPLE	PEAR	PLUM	RY. GALA	SCARLETT	RED CHIEF	GRANNIES	PACKHAMS	FORTUNE	LARRY ANN	TOTAL
Peque S A C	LAT	833.7	88.8	127.0	149.0	433.2	190.8	52.9	84.8	72.2	54.8	1,049.5
Sancol e IRL	LAT	645.3	79.3	4.6	397.5	194.9	11.8	35.3	79.3		4.6	729.3
Freddy Colque	LAT	576.3			364.7		118.0	66.8				576.3
Jorge M. Colque Perca	LAT	117.6			65.7		39.2	12.7				117.6
To Order	LAT	117.3			65.3		37.4	14.6				117.3
Importaciones Niko	LAT	93.1	1.0		58.8	8.8	16.7	8.8	1.0			94.1
Comercial Lukate E.I.R.L.	LAT	47.0			28.1		16.9	2.0				47.0
Patricia Colque	LAT	22.5	1.0		15.7		4.9	2.0	1.0			23.5
Jose L.Colque P.	LAT	22.5	1.0		14.7	2.0	2.9	2.9	1.0			23.5
Leonel Rafael Geronimo	LAT	23.5			8.8	11.8	1.0	2.0				23.5
Bastifrut E.I.R.L.	LAT	23.5			15.7		5.9	2.0				23.5
TONS	2008/2009	2,522.5	171.1	131.6	1,184.0	650.6	445.4	201.9	167.1	72.2	59.4	2,825.2
	2007/2008		396.2	1.20	226.9	72.5	60.2	34.5				397.3
TH.CASES	2008/2009	121.3	9.5	10.6	56.1	32.5	21.3	9.5	9.3	5.5	5.1	141.3
	2007/2008	18.9	0.06		10.6	3.6	2.9	1.6				18.9

Lontue S.A, Dist. de Frutas (Lonfrut)

Phone: 56 (2) 3256783

Fax: 56 (2) 3256902

e-mail: lonfrut@tie.cl

Contact: Juan Pablo Comandari

RUT: 95055000-7

Renato Sánchez 3611

Las Condes, Santiago



## Exports by Destination Market

Season 2008/2009 (Tons)

PRODUCE	EUROPE		NORTH AMERICA		LATIN	FAR	TOTAL TONS			TOTAL TH.CASES		
	CONT	RUS	EAST	WEST	AMERIC	EAST	2008-09	2007-08	2006-07	2008-09	2007-08	2006-07
APPLES	795.7	149.6	311.5	143.5	322.7		1.723.0	2.067.0	2.311.4	102.0	121.4	138.3
PEARS			276.5		250.0		526.5	682.4	572.4	29.2	39.3	33.3
KIWI/FRUIT	268.8						268.8	656.4	573.8	26.9	65.7	57.4
CHERRIES	26.2		31.7	40.5		2.4	100.7	169.7	123.2	21.6	36.5	26.8
GRANNIES APPLE	228.3	112.9	148.2	2.0	56.3		547.7	563.2	541.4	31.0	32.3	31.0
RY. GALA APPLE	166.3		154.2	18.7	108.5		447.7	561.3	806.1	25.4	31.8	46.8
BOSC PEAR			276.5		23.0		299.5	529.2	452.2	16.6	30.8	26.4
HAYWARD KIWIS	268.8						268.8	656.4	573.8	26.9	65.7	57.4
BRAEBURN APPLE	185.6			42.8			228.4	235.8	230.3	17.0	16.8	17.6
PACKHAMS PEAR					226.9		226.9	107.1	31.1	12.6	6.0	1.7
RICH. D. APPLE	79.4	26.3			60.1		165.8	138.7	24.1	9.4	7.6	1.3
BING CHERRY	26.2		31.7	40.5		2.4	100.7	169.7	123.2	21.6	36.5	26.8
C. PINK APPLE	42.3		9.1	41.0			92.4	87.2	125.9	6.3	5.3	9.2
RED CHIEF APPLE	11.1	10.4			70.9		92.4			4.9		
PINK L. APPLE	82.7						82.7	166.1	173.4	4.6	9.6	9.6
FUJI APPLE				38.9	3.0		42.0	140.9	159.7	2.3	8.4	9.3
NOT DEF. APPLE					24.0		24.0	87.3	21.4	1.3	4.8	1.2
LINERS	862.4	20.7	518.8	143.5	434.6		1.980.0	1.963.5	1.841.0	124.9	122.7	130.0
CHARTERS	146.9	128.9	100.8	40.5	23.8		440.8	986.4	1.596.8	37.6	75.3	107.7
LAND FREIGHT	59.6				114.4		174.0	573.4	95.4	11.8	52.0	6.3
AIR FREIGHT	21.8					2.4	24.2	52.2	47.6	5.4	13.0	11.9
<b>TOTAL TONS</b>	<b>2008-09</b>	<b>1.090.7</b>	<b>149.6</b>	<b>619.6</b>	<b>184.0</b>	<b>572.7</b>	<b>2.4</b>	<b>2.619.0</b>				
	<b>2007-08</b>	<b>1.924.8</b>	<b>81.3</b>	<b>878.6</b>	<b>316.7</b>	<b>278.9</b>	<b>52.9</b>		<b>3.575.5</b>			
	<b>2006-07</b>	<b>1.730.5</b>	<b>173.0</b>	<b>1.029.9</b>	<b>286.3</b>	<b>294.7</b>	<b>63.5</b>			<b>3.580.8</b>		
<b>TOTAL TH.CASES</b>	<b>2008-09</b>	<b>82.5</b>	<b>8.2</b>	<b>39.0</b>	<b>18.6</b>	<b>31.0</b>	<b>0.5</b>			<b>179.8</b>		
	<b>2007-08</b>	<b>150.9</b>	<b>4.5</b>	<b>57.0</b>	<b>27.3</b>	<b>16.2</b>	<b>4.8</b>				<b>263.0</b>	
	<b>2006-07</b>	<b>132.4</b>	<b>11.5</b>	<b>66.4</b>	<b>25.5</b>	<b>15.7</b>	<b>3.7</b>					<b>255.8</b>

## Exports by Consignee

Season 2008/2009 (Tons)

CONSIGNEE	MKT	APPLE	PEAR	KIWIS	CHERRY	GRANNIES	RY. GALA	BOSC	HAYWARD	BRAEBURN	PACKHAMS	TOTAL	
Univeq Import SA	EUR	310.5		112.0	6.2	46.9	38.3		112.0	166.1		428.7	
The Oppenheimer Group	NAM	223.5	92.2		49.3	60.5	79.2	92.2		42.8		365.0	
To Order	LAT	190.0	23.0			17.2	94.0				23.0	213.1	
Terragaia	EUR	148.2		44.8	13.4	43.3	42.3		44.8			206.3	
4 Fruit Company B.V.	EUR	105.8		44.8		56.4	21.2		44.8			150.6	
Anaco & Greeve International B.V.	EUR	105.8		44.8		59.5	42.3		44.8			150.6	
Stanley Orchards Sales, Inc.	NAM	104.5	46.1			14.1	42.3	46.1				150.5	
Sunny Valley Int., Inc.	NAM	42.3	92.2			21.2	21.2	92.2				134.5	
Indigo Fruit SAS	EUR	105.8		22.4	3.0	22.2	22.2		22.4			131.2	
Vanguard International, Inc.	NAM	84.7	46.1			54.4	30.2	46.1				130.8	
Peque S A C	LAT	30.3	84.1								84.1	114.4	
Distribuidora Sian Len S.A.C	LAT	44.4	64.5			29.0	4.0	23.0			41.5	108.9	
To Order	EUR	98.4				58.2				19.5		98.4	
Import y Export M&M S.A.	LAT	14.2	55.3				10.5				55.3	69.5	
Frutin, C.A.	LAT	43.8	23.0			10.1					23.0	66.8	
OOO Inter Torg	EUR	51.2				35.3						51.2	
Bengard Marketing	NAM				22.9							22.9	
Plodimport	EUR	19.4				19.4						19.4	
Tung Shing Fresh Fruit Co., Ltd.	FAR				2.4							2.4	
Solibérica	EUR				1.2							1.2	
Bargosa S.A.	EUR				1.2							1.2	
Soffruit International B.V.	EUR				1.2							1.2	
<b>TOTAL TONS</b>	<b>2008/2009</b>			<b>1.723.0</b>	<b>526.5</b>	<b>268.8</b>	<b>100.7</b>	<b>547.7</b>	<b>447.7</b>	<b>299.5</b>	<b>268.8</b>	<b>228.4</b>	<b>2.619.0</b>
	<b>2007/2008</b>			<b>2.067.0</b>	<b>682.4</b>	<b>656.4</b>	<b>169.7</b>	<b>563.2</b>	<b>561.3</b>	<b>529.2</b>	<b>656.4</b>	<b>235.8</b>	<b>3.575.5</b>
	<b>2006/2007</b>			<b>2.311.4</b>	<b>572.4</b>	<b>573.8</b>	<b>123.2</b>	<b>541.4</b>	<b>806.1</b>	<b>452.2</b>	<b>573.8</b>	<b>230.3</b>	<b>3.580.8</b>
<b>TOTAL TH.CASES</b>	<b>2008/2009</b>			<b>102.0</b>	<b>29.2</b>	<b>26.9</b>	<b>21.6</b>	<b>31.0</b>	<b>25.4</b>	<b>16.6</b>	<b>26.9</b>	<b>17.0</b>	<b>179.8</b>
	<b>2007/2008</b>			<b>121.4</b>	<b>39.3</b>	<b>65.7</b>	<b>36.5</b>	<b>32.3</b>	<b>31.8</b>	<b>30.8</b>	<b>65.7</b>	<b>16.8</b>	<b>263.0</b>
	<b>2006/2007</b>			<b>138.3</b>	<b>33.3</b>	<b>57.4</b>	<b>26.8</b>	<b>31.0</b>	<b>46.8</b>	<b>26.4</b>	<b>57.4</b>	<b>17.6</b>	<b>255.8</b>

### Exports by Destination Market

Season 2008/2009 (Tons)

PRODUCE	NORTH AMERICA		EUROPE	FAR EAST	LATIN AMERIC	TOTAL TONS			TOTAL TH.CASES		
	EAST	WEST				2008-09	2007-08	2006-07	2008-09	2007-08	2006-07
TABLE GRAPES	922.8	1.299.0	170.9	141.7	53.1	2.587.6	1.923.2	907.9	333.3	258.4	130.5
KIWIFRUIT					24.0	24.0			2.4		
FLAME SDL GRAPE	586.3	738.1				1.324.4	1.141.8	616.4	162.2	140.3	75.2
CRIMSON GRAPE	255.1	385.6		141.7	8.9	791.4	475.4	81.8	97.5	58.2	10.0
THOMPSON GRAPE	81.3	175.3			44.2	300.8	88.9	1.6	37.2	11.7	0.2
RIBIER GRAPE			98.1			98.1	217.1	208.1	21.8	48.3	45.1
NOT DEF GRAPE			72.8			72.8			14.6		
HAYWARD KIWIS					24.0	24.0			2.4		
CHARTERS	922.8	1.217.3	5.8			2.145.8	1.681.5	907.9	263.3	228.9	130.5
LINERS		81.8	165.2	141.7	77.1	465.8	241.7		72.4	29.5	
TOTAL TONS	2008-09	922.8	1.299.0	170.9	141.7	77.1	2.611.6				
	2007-08	1.094.1	355.7	339.5	133.8			1.923.2			
	2006-07	458.9	240.8	208.1				907.9			
TOTAL TH.CASES	2008-09	113.5	159.6	36.4	17.3	8.9			335.7		
	2007-08	136.1	44.1	61.9	16.3					258.4	
	2006-07	56.0	29.4	45.1							130.5

### Exports by Consignee

Season 2008/2009 (Tons)

CONSIGNEE	MKT	GRAPE	KIWIS	FLAME SDL	CRIMSON	THOMPSON	RIBIER	NOT DEF	HAYWARD	TOTAL
Unifruitti Of America, Inc.	NAM	689.9		372.2	205.7	112.0				689.9
SAFCO of America LLC	NAM	588.4		359.0	171.1	58.3				588.4
All Fresh Produce	NAM	535.3		355.8	116.5	63.0				535.3
Fisher Capespan	NAM	408.2		237.5	147.4	23.4				408.2
O. Van Assche N.V.- S.A.	EUR	170.9					98.1	72.8		170.9
Jinwon Trading Co., Ltd.	FAR	106.3			106.3					106.3
Frutera Don Marcos Frudonmar S.A.	LAT	53.1	24.0		8.9	44.2			24.0	77.1
Pacific Rim International Brokerage Inc.	FAR	17.7			17.7					17.7
Lotte Trading Co. Ltd.	FAR	17.7			17.7					17.7
TOTAL TONS	2008/2009	2.587.6	24.0	1.324.4	791.4	300.8	98.1	72.8	24.0	2.611.6
	2007/2008	1.923.2		1.141.8	475.4	88.9	217.1			1.923.2
	2006/2007	907.9		616.4	81.8	1.6	208.1			907.9
TOTAL TH.CASES	2008/2009	333.3	2.4	162.2	97.5	37.2	21.8	14.6	2.4	335.7
	2007/2008	258.4		140.3	58.2	11.7	48.3			258.4
	2006/2007	130.5		75.2	10.0	0.2	45.1			130.5

Passalacqua C., Daniella A.

Phone: 56 (2) 4384227

Fax: 56 (2) 4384227

e-mail: pabloppq@gmail.com

Contact: Pablo Passalacqua

RUT: 13828892-7

Parcela 46 - El Colorado, Casilla 197

Colina, Santiago



## Exports by Destination Market

Season 2008/2009 (Tons)

PRODUCE	EUROPE			NORTH AMERICA		TOTAL TONS			TOTAL TH.CASES		
	CONT	RUS	UK	EAST	WEST	2008-09	2007-08	2006-07	2008-09	2007-08	2006-07
TABLE GRAPES	754.3	79.8	1.253.4	299.2	172.9	2.559.6	3.103.2	2.757.1	420.4	524.2	434.4
THOMPSON GRAPE	545.8	34.8	691.5	92.3	41.0	1.405.4	1.293.7	1.004.2	234.6	224.5	179.1
CRIMSON GRAPE	86.0	34.9	332.0	26.6	15.9	495.4	461.6	332.1	92.4	92.6	56.1
FLAME SDL GRAPE			33.0	117.1	64.7	214.8	344.7	502.9	28.0	44.6	66.6
SUGRAONE GRAPE	18.3	3.9	103.5	8.0	9.2	142.8	226.4	117.8	21.6	37.4	17.1
SUPER FL. GRAPE	17.2		36.5	46.8	33.7	134.2	163.5		20.7	25.7	
R. GLOBE GRAPE	87.1	6.2	33.9	1.8	1.8	130.8	231.8	653.9	16.4	38.0	92.6
AUT. RY. GRAPE			19.6	6.7	6.7	33.0	61.6	43.6	5.9	11.5	8.4
NOT DEF GRAPE			3.4			3.4	121.3	5.1	0.8	13.7	0.7
RIBIER GRAPE							78.6			15.6	
RUBY SDL GRAPE							62.7	74.9		9.9	11.1
K. RB. SDL GRAPE							34.3			6.5	
RY. R. SDL GRAPE							19.0			3.3	
K. RUBY GRAPE							4.1			0.9	
CHARTERS	656.7	38.7	882.1	299.2	172.9	2,049.7	2,582.4	2,096.4	328.1	437.8	331.1
LINERS	97.6	41.1	371.3			509.9	399.4	660.7	92.3	72.7	103.3
AIR FREIGHT							121.3			13.7	
<b>TOTAL TONS</b>	<b>2008-09</b>	<b>754.3</b>	<b>79.8</b>	<b>1.253.4</b>	<b>299.2</b>	<b>172.9</b>	<b>2,559.6</b>				
	<b>2007-08</b>	<b>893.4</b>		<b>1.930.8</b>	<b>279.0</b>		<b>3,103.2</b>				
	<b>2006-07</b>	<b>774.4</b>		<b>900.0</b>	<b>736.0</b>	<b>346.7</b>		<b>2,757.1</b>			
<b>TOTAL TH.CASES</b>	<b>2008-09</b>	<b>134.5</b>	<b>9.7</b>	<b>218.8</b>	<b>36.4</b>	<b>21.0</b>			<b>420.4</b>		
	<b>2007-08</b>	<b>168.4</b>		<b>322.4</b>	<b>33.3</b>				<b>524.2</b>		
	<b>2006-07</b>	<b>133.2</b>		<b>169.3</b>	<b>90.1</b>	<b>41.8</b>					<b>434.4</b>

## Exports by Consignee

Season 2008/2009 (Tons)

CONSIGNEE	MKT	GRAPE	THOMPSON	CRIMSON	FLAME SDL	SUGRAONE	SUPER FL.	R. GLOBE	AUT. RY.	NOT DEF	TOTAL	
Mack Multiples	EUR	541.4	313.5	162.4	6.8	42.5			16.2		541.4	
Dayka & Hackett LLC	NAM	472.2	133.3	42.5	181.8	17.2	80.5	3.5	13.4		472.2	
JLM Produce Ltd.	EUR	412.7	228.8	51.6	18.1	45.4	28.1	33.9	3.4	3.4	412.7	
Trofi B.V.	EUR	364.4	284.5	51.7		18.3	8.4	1.6			364.4	
Alfred Price & Sons Ltd.	EUR	210.2	136.7	49.9	8.1	15.5					210.2	
To Order	EUR	199.9		103.0			8.4	88.5			199.9	
Capespan	EUR	163.9	132.2	23.0			8.8				163.9	
Jafruit B.V.	EUR	143.7	129.1	11.3				3.2			143.7	
OOO Inter Torq	EUR	20.1	20.1								20.1	
OOO Mega Fruit	EUR	18.6	14.7				3.9				18.6	
Total Produce B.V.	EUR	12.5	12.5								12.5	
<b>TOTAL TONS</b>	<b>2008/2009</b>		<b>2,559.6</b>	<b>1,405.4</b>	<b>495.4</b>	<b>214.8</b>	<b>142.8</b>	<b>134.2</b>	<b>130.8</b>	<b>33.0</b>	<b>3.4</b>	<b>2,559.6</b>
	<b>2007/2008</b>		<b>3,103.2</b>	<b>1,293.7</b>	<b>461.6</b>	<b>344.7</b>	<b>226.4</b>	<b>163.5</b>	<b>231.8</b>	<b>61.6</b>	<b>121.3</b>	<b>3,103.2</b>
	<b>2006/2007</b>		<b>2,757.1</b>	<b>1,004.2</b>	<b>332.1</b>	<b>502.9</b>	<b>117.8</b>	<b>653.9</b>	<b>43.6</b>	<b>5.1</b>	<b>2,757.1</b>	
<b>TOTAL TH.CASES</b>	<b>2008/2009</b>		<b>420.4</b>	<b>234.6</b>	<b>92.4</b>	<b>28.0</b>	<b>21.6</b>	<b>20.7</b>	<b>16.4</b>	<b>5.9</b>	<b>0.8</b>	<b>420.4</b>
	<b>2007/2008</b>		<b>524.2</b>	<b>224.5</b>	<b>92.6</b>	<b>44.6</b>	<b>37.4</b>	<b>25.7</b>	<b>38.0</b>	<b>11.5</b>	<b>13.7</b>	<b>524.2</b>
	<b>2006/2007</b>		<b>434.4</b>	<b>179.1</b>	<b>56.1</b>	<b>66.6</b>	<b>17.1</b>	<b>92.6</b>	<b>8.4</b>	<b>0.7</b>	<b>434.4</b>	



RUT: 77988370-1  
 Manuel Castillo Vivaceta 3305 Depto 1-B  
 Arica

## Exports by Destination Market

Season 2008/2009 (Tons)

PRODUCE	LATIN AMERIC	TOTAL TONS			TOTAL TH.CASES		
		2008-09	2007-08	2006-07	2008-09	2007-08	2006-07
APPLES	2,158.6	2,158.6	2,315.4	3,639.5	105.2	115.1	179.8
PEARS	234.5	234.5	196.6	164.2	13.8	10.9	9.1
PLUMS	143.7	143.7	31.2	57.5	10.0	2.4	4.3
NECTARINES	8.6	8.6			0.6		
KIWIFRUIT	6.9	6.9	4.8	18.3	0.6	0.3	1.4
CHERRIES	5.9	5.9			0.4		
RED CHIEF APPLE	994.3	994.3	852.9	1,563.8	47.6	42.3	76.4
RY. GALA APPLE	695.3	695.3	998.1	1,432.4	34.5	49.6	71.3
GRANNIES APPLE	265.1	265.1	225.2	345.5	13.0	11.2	17.2
PACKHAMS PEAR	216.6	216.6	192.5	157.9	12.8	10.7	8.8
SCARLETT APPLE	176.2	176.2	199.6	251.1	8.8	10.0	12.6
FORTUNE PLUM	61.7	61.7		44.6	4.3		3.4
B. AMBAR PLUM	36.0	36.0			2.4		
FUJI APPLE	27.7	27.7	17.0	46.7	1.4	0.9	2.3
LARRY ANN PLUM	18.9	18.9	31.2		1.5	2.4	
S. BARTL. PEAR	17.9	17.9			1.1		
ZAFIRO PLUM	15.3	15.3			1.0		
E. QUEEN PLUM	11.7	11.7			0.8		
HAYWARD KIWIS	6.9	6.9	4.8	18.3	0.6	0.3	1.4
LAND FREIGHT	2,558.1	2,558.1	2,548.0	3,879.6	130.6	128.8	194.7
TOTAL TONS	2008-09	2,558.1	2,548.0	3,879.6			
TOTAL TH.CASES	2008-09	130.6			130.6		
	2007-08					128.8	
	2006-07						194.7

## Exports by Consignee

Season 2008/2009 (Tons)

CONSIGNEE	MKT	APPLE	PEAR	PLUM	NECTARIN	KIWIS	RED CHIEF	RY. GALA	GRANNIES	PACKHAMS	SCARLETT	TOTAL
To Order	LAT	808.5	25.5	3.9			429.3	240.4	106.5	25.5	32.3	837.9
Imp Pao & Sebas Eirl	LAT	392.0	16.3	7.9		3.5	155.4	165.1	51.0	13.0	17.6	419.7
Tootal Fresh Scrl	LAT	179.9	152.6	60.3		3.5	13.7	28.0	23.5	142.6	94.8	396.2
Hilda Arce Rodríguez	LAT	260.1					200.5	31.8	27.8			260.1
Mauro Quispe	LAT	188.2					7.6	173.7	6.9			188.2
Import. Y Negociaciones Nayama	LAT	40.0	32.0	68.0	8.6		4.9	16.2	10.1	27.4	8.8	154.4
Agroimport S.A.De C.V.	LAT	90.2					65.9	8.6	13.7		2.0	90.2
Inés Gómez Chávez	LAT	68.6	2.0				26.5	10.8	8.8	2.0	20.6	70.6
Irineo Villalobos	LAT	66.5					53.4	6.0	7.1			66.5
Frutil e I.R.L.	LAT	17.6	6.0				4.9	6.9	2.9	6.0		23.7
Scott Alvarez Jorg	LAT	23.5					15.7	4.9	2.9			23.5
Comercial Lukale E.I.R.L.	LAT	23.5					16.7	2.9	3.9			23.5
Importaciones Y Exportaciones	LAT			3.6								3.6
TOTAL TONS	2008/2009	2,158.6	234.5	143.7	8.6	6.9	994.3	695.3	265.1	216.6	176.2	2,558.1
	2007/2008		2,315.4	196.6	31.2	4.8	852.9	998.1	225.2	192.5	199.6	2,548.0
	2006/2007		3,639.5	164.2	57.5	18.3	1,563.8	1,432.4	345.5	157.9	251.1	3,879.6
TOTAL TH.CASES	2008/2009		105.2	13.8	10.0	0.6	47.6	34.5	13.0	12.8	8.8	130.6
	2007/2008		115.1	10.9	2.4	0.3	42.3	49.6	11.2	10.7	10.0	128.8
	2006/2007		179.8	9.1	4.3	1.4	76.4	71.3	17.2	8.8	12.6	194.7

Dosal Hnos. y Cia. Ltda.

Phone: 56 (75) 310034

Fax: 56 (75) 310034

e-mail: carolina@dosal.cl

Contact: Carolina Dosal Lopez

RUT: 84992400-1

Tutuquen S/N. Casilla 470.

Curicó



## Exports by Destination Market

Season 2008/2009 (Tons)

PRODUCE	EUROPE	LATIN AMERIC	FAR EAST	TOTAL TONS			TOTAL TH.CASES		
				2008-09	2007-08	2006-07	2008-09	2007-08	2006-07
APPLES	1.911.5	324.7	320.1	2.556.3	3.937.0	3.031.5	175.8	226.5	168.7
CHERRIES						1.3		0.3	
RY. GALA	666.0	22.9	199.7	888.6	1.206.8	1.334.6	55.2	66.0	71.2
GRANNIES	559.4	133.5		692.9	779.6	495.0	52.2	43.6	26.8
RICH. D.	240.8	141.1	61.7	443.6	907.2	527.4	32.1	48.3	28.0
BRAEBURN	203.0			203.0	194.1	157.5	14.7	14.7	10.0
FUJI	85.9	26.3	58.7	170.8	400.5	184.6	9.8	21.2	9.8
C. PINK	156.5			156.5	302.4	274.2	11.8	22.9	19.8
R. STARK.		0.9		0.9	130.1		0.05	8.4	
NOT DEF					16.3	42.3		1.3	2.4
BING					1.3			0.3	
GOLDEN						15.7			0.8
LINERS	1.711.7	324.7	320.1	2.356.5	3.336.1	3.031.5	163.4	190.5	168.7
CHARTERS	199.8			199.8	600.9		12.4	35.9	
AIR FREIGHT						1.3		0.3	
TOTAL TONS	2008-09	1.911.5	324.7	320.1	2.556.3				
	2007-08	1.791.3	1.551.2	492.9		3.938.3			
	2006-07	762.3	1.759.1	211.5			3.031.5		
TOTAL TH.CASES	2008-09	141.6	17.6	16.7			175.8		
	2007-08	113.5	82.6	24.9				226.7	
	2006-07	47.8	93.2	10.8					168.7

## Exports by Consignee

Season 2008/2009 (Tons)

CONSIGNEE	MKT	APPLE	RY. GALA	GRANNIES	RICH. D.	BRAEBURN	FUJI	C. PINK	R. STARK.	TOTAL
Frucom Hamburg GmbH & Co	EUR	1.052.0	293.2	305.5	52.6	203.0	85.9	111.8		1.052.0
Sarl Tifanette	EUR	659.7	295.6	192.0	127.3			44.7		659.7
Alimport Cuba S.A.	LAT	324.7	22.9	133.5	141.1		26.3		0.9	324.7
Nufri Sat	EUR	118.1	77.1	27.7	13.2					118.1
Demeter Fruit King Hk Ltd.	FAR	117.3	117.3							117.3
To Order	EUR	81.8		34.1	47.6					81.8
To Order	FAR	61.7			61.7					61.7
Vertumnus Hk. Co., Ltd.	FAR	58.7					58.7			58.7
Dalian Grassland Imp.	FAR	43.3	43.3							43.3
Shanghai New Long March Int. Trade	FAR	39.1	39.1							39.1
TOTAL TONS	2008/2009	2.556.3	888.6	692.9	443.6	203.0	170.8	156.5	0.90	2.556.3
	2007/2008	3.937.0	1.206.8	779.6	907.2	194.1	400.5	302.4	130.1	3.938.3
	2006/2007	3.031.5	1.334.6	495.0	527.4	157.5	184.6	274.2		3.031.5
TOTAL TH.CASES	2008/2009	175.8	55.2	52.2	32.1	14.7	9.8	11.8	0.05	175.8
	2007/2008	226.5	66.0	43.6	48.3	14.7	21.2	22.9	8.4	226.7
	2006/2007	168.7	71.2	26.8	28.0	10.0	9.8	19.8		168.7

**Exports by Destination Market**

Season 2008/2009 (Tons)

PRODUCE	NORTH AMERICA		EUROPE	FAR EAST	LATIN AMERIC	TOTAL TONS			TOTAL TH.CASES		
	EAST	WEST				2008-09	2007-08	2006-07	2008-09	2007-08	2006-07
TABLE GRAPES	1,974.3	182.6	293.7	53.1	36.0	2,539.8	2,776.9	564.9	339.2	345.5	64.0
SUGRAONE GRAPE	1,522.4	181.1	236.6			1,940.1	1,553.1	287.3	260.3	195.0	31.9
FLAME SDL GRAPE	238.5					238.5	399.1	135.4	29.1	48.7	15.2
THOMPSON GRAPE	118.1	1.6	57.2	26.6		203.4	372.8	35.9	30.5	46.7	3.9
AUT. RY. GRAPE	95.3					95.3	49.2		11.6	6.0	
R. GLOBE GRAPE				26.6	36.0	62.5	402.8	106.3	7.6	49.1	13.0
CHARTERS	1,974.3	182.6	6.8			2,163.7	2,231.0	458.6	264.5	275.0	51.0
LINERS			287.0	53.1	36.0	376.1	545.9	106.3	74.6	70.5	13.0
<b>TOTAL TONS</b>	<b>2008-09</b>	<b>1,974.3</b>	<b>182.6</b>	<b>293.7</b>	<b>53.1</b>	<b>36.0</b>	<b>2,539.8</b>				
	2007-08	2,159.3	58.8	160.0	88.6	310.3	2,776.9				
	2006-07	458.6		88.6		17.7		564.9			
<b>TOTAL TH.CASES</b>	<b>2008-09</b>	<b>240.8</b>	<b>22.3</b>	<b>65.3</b>	<b>6.5</b>	<b>4.4</b>			<b>339.2</b>		
	2007-08	264.2	8.0	24.7	10.8	37.8				345.5	
	2006-07	51.0		10.8		2.2					64.0

**Exports by Consignee**

Season 2008/2009 (Tons)

CONSIGNEE	MKT	GRAPE	SUGRAONE	FLAME SDL	THOMPSON	AUT. RY.	R. GLOBE	TOTAL
The Oppenheimer Group	NAM	1,596.4	1,162.7	230.6	107.8	95.3		1,596.4
Wal-Mart Stores, Inc.	NAM	433.0	433.0					433.0
Agricola Gloria Due S.R.L.	EUR	216.0	158.8		57.2			216.0
Andes River Marketing Services Corp.	NAM	127.5	107.8	7.9	11.8			127.5
Anaco & Greeve International B.V.	EUR	77.8	77.8					77.8
Contratos Fruteros Ltda.	LAT	36.0					36.0	36.0
Jinwon Trading Co., Ltd.	FAR	35.4			17.7		17.7	35.4
Lotte Trading Co. Ltd.	FAR	17.7			8.9		8.9	17.7
<b>TOTAL TONS</b>	<b>2008/2009</b>	<b>2,539.8</b>	<b>1,940.1</b>	<b>238.5</b>	<b>203.4</b>	<b>95.3</b>	<b>62.5</b>	<b>2,539.8</b>
	2007/2008	2,776.9	1,553.1	399.1	372.8	49.2	402.8	2,776.9
	2006/2007	564.9	287.3	135.4	35.9		106.3	564.9
<b>TOTAL TH.CASES</b>	<b>2008/2009</b>	<b>339.2</b>	<b>260.3</b>	<b>29.1</b>	<b>30.5</b>	<b>11.6</b>	<b>7.6</b>	<b>339.2</b>
	2007/2008	345.5	195.0	48.7	46.7	6.0	49.1	345.5
	2006/2007	64.0	31.9	15.2	3.9		13.0	64.0

**Sofruileg Chile S.A.**

Phone: 56 (75) 336884  
 Fax: 56 (75) 336780  
 e-mail: emilie.sofchile@tie.cl  
 Contact: Emilie Raveleau

RUT: 96887140-4  
 Corte suprema 183  
 Santiago


**Exports by Destination Market**

Season 2008/2009 (Tons)

PRODUCE	EUROPE		FAR	LATIN	MIDDLE	NORTH AMERICA		TOTAL TONS			TOTAL TH.CASES		
	CONT	RUS	EAST	AMERIC	EAST	EAST	WEST	2008-09	2007-08	2006-07	2008-09	2007-08	2006-07
KIWIFRUIT	1,033.4	252.8	510.6	489.3	187.6	39.1	20.2	2,533.0	2,455.1	2,711.6	323.1	333.1	356.0
APPLES									51.7	112.9		2.8	6.2
BLUEBERRIES									14.9			9.9	
HAYWARD KIWIS	971.6	252.8	510.6	469.1	187.6	39.1	20.2	2,451.0	2,455.1	2,711.6	314.9	333.1	356.0
NOT DEF KIWIS	61.8			20.1				81.9			8.3		
RY. GALA APPLE									51.7	60.4		2.8	3.3
NOT DEF BLUEB									14.9			9.9	
GRANNIES APPLE										52.5			2.9
LINERS	1,033.4	252.8	510.6		187.6	39.1	20.2	2,043.7	2,253.0	2,587.4	274.1	318.8	338.2
LAND FREIGHT				489.3				489.3	268.6	237.2	49.1	27.0	24.0
<b>TOTAL TONS</b>	<b>2008-09</b>	<b>1,033.4</b>	<b>252.8</b>	<b>510.6</b>	<b>489.3</b>	<b>187.6</b>	<b>39.1</b>	<b>20.2</b>	<b>2,533.0</b>				
	2007-08	1,066.3	285.7	648.9	268.6	103.4	148.8		2,521.6				
	2006-07	1,039.4	380.8	735.0	237.2	50.5	359.3			2,824.5			
<b>TOTAL TH.CASES</b>	<b>2008-09</b>	<b>104.5</b>	<b>29.1</b>	<b>75.9</b>	<b>49.1</b>	<b>58.1</b>	<b>4.3</b>	<b>2.2</b>			<b>323.1</b>		
	2007-08	114.8	32.5	124.9	27.0	33.0	13.5				345.8		
	2006-07	106.2	38.1	142.8	24.0	15.7	33.2					362.2	

**Exports by Consignee**

Season 2008/2009 (Tons)

CONSIGNEE	MKT	KIWIS	HAYWARD	NOT DEF	TOTAL
To Order	EUR	1,174.2	1,157.2	17.0	1,174.2
To Order	FAR	387.6	387.6		387.6
To Order	MID	187.6	187.6		187.6
Yara Alimentos Ltda.	LAT	119.8	99.7	20.1	119.8
Cofrutas S.A.	LAT	83.2	83.2		83.2
Cofruta Comercio Imp. e Export	LAT	82.2	82.2		82.2
Benelux Flower & Food	FAR	78.3	78.3		78.3
Prim Land S.A.	EUR	67.2	22.4	44.8	67.2
Moño Azul	LAT	62.4	62.4		62.4
Yara Hanna Comércio e Indústria Ltda	LAT	58.5	58.5		58.5
Cia. Fru & Ver Madrid	EUR	44.8	44.8		44.8
Sun Yuan Harn Fresh Products	FAR	22.4	22.4		22.4
Jinwon Trading Co., Ltd.	FAR	22.4	22.4		22.4
Virtach S.R.L.	LAT	20.8	20.8		20.8
Dellafrutta Comercio Atacadista de Frutas Ltda.	LAT	20.8	20.8		20.8
To Order	LAT	20.8	20.8		20.8
Orlando Virgili Carballo	LAT	20.8	20.8		20.8
Trinity Fruit Sales Co.	NAM	20.2	20.2		20.2
Fresh Fruit Connections Inc.	NAM	19.5	19.5		19.5
To Order	NAM	19.5	19.5		19.5
<b>TOTAL TONS</b>	<b>2008/2009</b>	<b>2,533.0</b>	<b>2,451.0</b>	<b>81.9</b>	<b>2,533.0</b>
	2007/2008	2,455.1	2,455.1		2,521.6
	2006/2007	2,711.6	2,711.6		2,824.5
<b>TOTAL TH.CASES</b>	<b>2008/2009</b>	<b>323.1</b>	<b>314.9</b>	<b>8.3</b>	<b>323.1</b>
	2007/2008	333.1	333.1		345.8
	2006/2007	356.0	356.0		362.2

### Exports by Destination Market

Season 2008/2009 (Tons)

PRODUCE	NORTH AMERICA		FAR	EUROPE		TOTAL TONS			TOTAL TH.CASES		
	EAST	WEST	EAST	CONT	UK	2008-09	2007-08	2006-07	2008-09	2007-08	2006-07
TABLE GRAPES	750.8	195.1	826.5	620.1	136.6	2,529.2	2,300.5	2,337.4	373.9	347.8	326.0
R. GLOBE GRAPE	1.9		617.0	66.1		685.0	592.4	670.9	83.5	73.9	82.3
THOMPSON GRAPE	153.9	15.6	83.6	133.8	26.3	413.0	320.0	184.4	66.5	53.8	31.3
CRIMSON GRAPE	149.4	22.9	60.9	57.7	34.9	325.9	320.6	311.2	51.7	42.9	45.9
FLAME SDL GRAPE	141.2	52.3		104.7	5.8	304.0	326.9	265.8	45.6	51.7	36.6
ROYAL R. GRAPE	136.0	66.2		6.2	27.1	235.4	110.9	493.3	31.8	15.0	60.2
RUBY SDL GRAPE	35.2			137.0	30.5	202.7	357.1	126.4	36.9	62.7	25.1
SUGRAONE GRAPE	15.9	28.3	14.4	77.3	6.3	142.2	109.2	68.3	25.1	21.5	11.3
PRINCESS GRAPE	67.6	9.7		33.4		110.7	135.8	157.3	16.2	20.8	25.2
NOT DEF GRAPE			50.7			50.7	27.5	59.9	8.7	5.5	8.2
RED SDL GRAPE	49.7					49.7			6.1		
RUBY GRAPE				4.0	5.8	9.8			2.0		
CHARTERS	716.4	47.7	149.6	551.1	111.6	1,576.4	1,276.4	1,441.4	239.7	202.8	205.9
LINERS	34.4	147.4	677.0	69.0	25.0	952.8	1,024.1	896.0	134.2	145.0	120.1
TOTAL TONS	2008-09	750.8	195.1	826.5	620.1	136.6	2,529.2				
	2007-08	547.7	116.1	670.4	671.5	294.9		2,300.5			
	2006-07	723.0	297.3	761.7	419.7	135.8			2,337.4		
TOTAL TH.CASES	2008-09	91.4	23.8	111.5	120.6	26.7			373.9		
	2007-08	65.1	14.2	86.8	134.0	47.8				347.8	
	2006-07	89.4	36.5	93.0	84.3	22.8					326.0

### Exports by Consignee

Season 2008/2009 (Tons)

CONSIGNEE	MKT	GRAPE	R. GLOBE	THOMPSON	CRIMSON	FLAME SDL	ROYAL R.	RUBY SDL	SUGRAONE	PRINCESS	NOT DEF	TOTAL	
Unifrutti Of America, Inc.	NAM	605.9		151.8	91.7	90.3	136.8		8.4	77.3		605.9	
Timerfruit B.V.	EUR	554.0		133.8	57.7	104.7	6.2	137.0	77.3	33.4		554.0	
Huitong Economic Trade	FAR	427.3	392.6								34.7	427.3	
Jac Vandenberg, Inc.	NAM	321.5	1.9	17.7	80.7	103.2	65.4	16.8	35.8			321.5	
Kingo Fruits Co., Ltd.	FAR	131.2	18.7	38.9	43.2				14.4		16.0	131.2	
JLM Produce Ltd.	EUR	103.3		24.5	24.9	5.8	19.9	16.1	6.3			103.3	
Pomina Enterprise Co., Ltd.	FAR	74.8	74.8									74.8	
Chiquita Portugal Ltda.	EUR	66.1	66.1									66.1	
Kingo Korea Co., Ltd.	FAR	62.4		44.7	17.7							62.4	
Shenzhen Xing Long da Import	FAR	56.1	56.1									56.1	
Guanzhou City Aoben Trading Co.	FAR	37.4	37.4									37.4	
Wing Mau Trading Co., Ltd.	FAR	37.4	37.4									37.4	
Mack Multiples	EUR	26.1		1.7	10.0				14.4			26.1	
LGS Specialty Sales Ltd	NAM	18.4						18.4				18.4	
A. Gomez Ltd.	EUR	7.2					7.2					7.2	
TOTAL TONS	2008/2009		2,529.2	685.0	413.0	325.9	304.0	235.4	202.7	142.2	110.7	50.7	2,529.2
	2007/2008		2,300.5	592.4	320.0	320.6	326.9	110.9	357.1	109.2	135.8	27.5	2,300.5
	2006/2007		2,337.4	670.9	184.4	311.2	265.8	493.3	126.4	68.3	157.3	59.9	2,337.4
TOTAL TH.CASES	2008/2009		373.9	83.5	66.5	51.7	45.6	31.8	36.9	25.1	16.2	8.7	373.9
	2007/2008		347.8	73.9	53.8	42.9	51.7	15.0	62.7	21.5	20.8	5.5	347.8
	2006/2007		326.0	82.3	31.3	45.9	36.6	60.2	25.1	11.3	25.2	8.2	326.0

### Exports by Destination Market

Season 2008/2009 (Tons)

PRODUCE	LATIN AMERIC	TOTAL TONS			TOTAL TH.CASES		
		2008-09	2007-08	2006-07	2008-09	2007-08	2006-07
APPLES	1,280.0	1,280.0	811.2	725.2	63.7	42.2	36.8
PEARS	749.1	749.1	659.9	405.4	41.6	36.8	22.6
PLUMS	254.9	254.9	278.0	159.7	25.8	26.4	13.7
PEACHES	83.0	83.0	59.5	26.4	9.5	6.2	2.3
NECTARINES	70.8	70.8	26.0		7.8	2.7	
KIWIFRUIT	18.1	18.1	26.6	4.6	1.8	2.5	0.4
CHERRIES	4.6	4.6	3.1		0.7	0.3	
PACKHAMS PEAR	695.7	695.7	639.8	391.4	38.6	35.7	21.8
RY. GALA APPLE	516.6	516.6	84.1	45.5	24.9	4.3	2.3
GRANNIES APPLE	215.9	215.9	73.0	57.6	10.8	3.7	2.9
FUJI APPLE	191.8	191.8	114.2	39.3	10.0	6.0	2.0
SCARLETT APPLE	191.2	191.2	193.9	180.5	9.6	10.2	9.1
LARRY ANN PLUM	125.0	125.0	131.4	78.4	12.8	11.9	7.3
RICH. D. APPLE	114.5	114.5	325.6	401.3	5.9	17.0	20.4
FORTUNE PLUM	89.9	89.9	118.6	81.3	9.1	11.6	6.4
S. BARTL. PEAR	53.4	53.4			3.0		
EL. LADY PEACH	43.7	43.7		13.2	5.1		1.5
AUG. RED NECTARIN	35.8	35.8			4.0		
RED CHIEF APPLE	33.5	33.5	20.4	1.1	1.7	1.1	0.06
ROBIN NEIL PEACH	18.8	18.8			2.1		
LAND FREIGHT	2,460.6	2,460.6	1,864.3	1,321.3	150.9	117.1	75.8
TOTAL TONS	2008-09	2,460.6	1,864.3	1,321.3			
TOTAL TH.CASES	2008-09	150.9			150.9		
TOTAL TH.CASES	2007-08	117.1				117.1	
TOTAL TH.CASES	2006-07	75.8					75.8

### Exports by Consignee

Season 2008/2009 (Tons)

CONSIGNEE	MKT	APPLE	PEAR	PLUM	PEACH	NECTARIN	PACKHAMS	RY. GALA	GRANNIES	FUJI	SCARLETT	TOTAL
Honey Fruit	LAT	593.0	616.7	104.4		11.6	573.8	208.5	71.0	167.1	72.0	1,332.0
Freddy Colque	LAT	368.1		8.6				164.6	115.3	1.1	35.5	393.1
Doris Pari Vargas	LAT	143.1	55.7	120.3			45.2	15.5	13.9	22.6	54.3	319.1
Comercial Lukale E.I.R.L.	LAT	19.7		21.6	83.0	59.2		19.7				183.5
To Order	LAT	48.4	54.5				54.5	37.2	5.6		5.6	102.9
Tootal Fresh Scrl	LAT	42.8	22.2				22.2	6.1	10.1	1.0	23.8	65.0
RVC Exportaciones e IRL	LAT	65.0						65.0				65.0
TOTAL TONS	2008/2009	1,280.0	749.1	254.9	83.0	70.8	695.7	516.6	215.9	191.8	191.2	2,460.6
TOTAL TONS	2007/2008	811.2	659.9	278.0	59.5	26.0	639.8	84.1	73.0	114.2	193.9	1,864.3
TOTAL TONS	2006/2007	725.2	405.4	159.7	26.4		391.4	45.5	57.6	39.3	180.5	1,321.3
TOTAL TH.CASES	2008/2009	63.7	41.6	25.8	9.5	7.8	38.6	24.9	10.8	10.0	9.6	150.9
TOTAL TH.CASES	2007/2008	42.2	36.8	26.4	6.2	2.7	35.7	4.3	3.7	6.0	10.2	117.1
TOTAL TH.CASES	2006/2007	36.8	22.6	13.7	2.3		21.8	2.3	2.9	2.0	9.1	75.8



[www.huertosdelvalle.cl](http://www.huertosdelvalle.cl)

RUT: 96854230-3

Prat 543

Limache

Huertos del Valle Ltda., AgroInd. y Com.

Phone: 56 (33) 414428

Fax: 56 (33) 414428

e-mail: [info@huertosdelvalle.cl](mailto:info@huertosdelvalle.cl)

Contact: Julio Martínez

## Exports by Destination Market

Season 2008/2009 (Tons)

PRODUCE	EUROPE	LATIN AMERIC	TOTAL TONS			TOTAL TH.CASES		
			2008-09	2007-08	2006-07	2008-09	2007-08	2006-07
WALNUTS	1,753.6	392.0	2,145.6	928.4	794.5	126.1	80.4	62.9
ALMONDS	156.2	116.2	272.4	161.3	70.4	20.4	13.9	5.8
NOT DEF	1,714.0	382.0	2,096.0	882.7	741.5	123.5	77.0	57.9
N. PAR. SC	30.0	101.4	131.4	150.7	70.4	13.1	12.8	5.8
N. PAR. CC	90.0		90.0			4.4		
NOT DEF	36.2	14.8	51.0	10.6		2.9	1.1	
HORTLEY.	39.6		39.6	39.2		1.6	2.7	
MARIPOSA.		10.0	10.0		53.0	1.0		5.0
ACONC.				6.5			0.7	
LINERS	1,909.8	111.0	2,020.8	972.5	716.2	120.0	84.9	59.0
LAND FREIGHT		395.2	395.2	113.1	148.8	26.2	8.9	9.7
AIR FREIGHT		2.0	2.0	4.0		0.2	0.4	
TOTAL	2008-09	1,909.8	508.2	2,417.9				
TONS	2007-08	845.1	244.6		1,089.7			
	2006-07	701.2	163.8			865.0		
TOTAL	2008-09	108.9	37.5			146.5		
TH.CASES	2007-08	73.1	21.1				94.2	
	2006-07	56.3	12.4					68.7

## Exports by Consignee

Season 2008/2009 (Tons)

CONSIGNEE	MKT	WALNUT	ALMOND	NOT DEF	N. PAR. SC	N. PAR. CC	NOT DEF	HORTLEY.	MARIPOSA.	TOTAL
To Order	EUR	1,189.3	70.0	1,189.3		50.0	20.0			1,259.3
La Piedra Redonda S.L.	EUR	131.0	40.0	131.0		40.0				171.0
Frit Ravich S.L.	EUR	134.1	15.0	94.5	15.0			39.6		149.1
First S.A. - First International Corp.	LAT	118.5	26.0	118.5	26.0					144.5
Importaco S.A.	EUR	129.0		129.0						129.0
Caspian Nuts B.V.	EUR	110.1		110.1						110.1
Fartura Alimentos Ltda.	LAT	93.0	3.0	93.0	3.0					96.0
Polico Comercial de Alimentos	LAT	53.0	18.0	53.0	13.0		5.0			71.0
To Order	LAT	32.0	5.7	22.0	5.7				10.0	37.7
Villares SRL	LAT	6.0	23.7	6.0	17.7		6.0			29.7
Aicamp Comercial Ltda.	LAT	23.0		23.0						23.0
Alimenko Imp.E Exportadora	LAT	19.0	2.8	19.0	2.0		0.8			21.8
Dellafrutta Comercio Atacadista de Frutas Ltda.	LAT	21.5		21.5						21.5
L.I.F.E. S.R.L.	EUR	20.0		20.0						20.0
Modern Food GmbH & Co.	EUR	20.0		20.0						20.0
Almendras Morales	EUR		16.2				16.2			16.2
Heinrich Bruning GmbH	EUR		15.0		15.0					15.0
Bavosi S.A.	LAT		13.8		13.8					13.8
Supermercado Zona Sul S.A.	LAT	8.0	4.0	8.0	4.0					12.0
La Toja Imp. e Exp. Ltda.	LAT	9.0	2.0	9.0	2.0					11.0
Mundifrut S.R.L.	LAT		10.7		10.7					10.7
Markelbach & Corne	EUR	10.0		10.0						10.0
Casa Nunes Martins S.A.	LAT	9.0	1.0	9.0	1.0					10.0
Frutalcaro Comerc.E Industria	EUR	10.0		10.0						10.0
Others			5.5		2.5		3.0			5.5
TOTAL	2008/2009		2,145.6	272.4	2,096.0	131.4	90.0	39.6	10.0	2,417.9
TONS	2007/2008		928.4	161.3	882.7	150.7	10.6	39.2		1,089.7
	2006/2007		794.5	70.4	741.5	70.4			53.0	865.0
TOTAL	2008/2009		126.1	20.4	123.5	13.1	4.4	2.9	1.6	146.5
TH.CASES	2007/2008		80.4	13.9	77.0	12.8		1.1	2.7	94.2
	2006/2007		62.9	5.8	57.9	5.8			5.0	68.7

### Exports by Destination Market

Season 2008/2009 (Tons)

PRODUCE	EUROPE	NORTH AMERIC	FAR EAST	MIDDLE EAST	TOTAL TONS		TOTAL TH.CASES	
					2008-09	2007-08	2008-09	2007-08
KIWIFRUIT	1,298.7				1,298.7	674.8	129.8	67.5
BLUEBERRIES		613.2			613.2	328.2	101.9	73.7
APPLES	292.5		122.6	81.7	496.8	278.2	26.6	15.3
HAYWARD KIWIS	1,298.7				1,298.7	674.8	129.8	67.5
NOT DEF BLUEB		525.9			525.9	244.7	90.3	49.1
RY. GALA APPLE	182.3		122.6	81.7	386.5	256.8	20.6	14.1
C. PINK APPLE	59.6				59.6		3.3	
ONEIL BLUEB		57.8			57.8	66.6	8.0	20.4
GRANNIES APPLE	50.6				50.6		2.7	
HIGHBUSH BLUEB		29.5			29.5	16.9	3.6	4.2
NOT DEF APPLE						21.4		1.2
LINERS	729.3	583.7	122.6	81.7	1,517.2	808.2	168.6	97.6
CHARTERS	861.9				861.9	456.1	86.1	54.7
AIR FREIGHT		29.5			29.5	16.9	3.6	4.2
<b>TONS</b>	<b>2008-09</b>	<b>1,591.2</b>	<b>613.2</b>	<b>122.6</b>	<b>81.7</b>	<b>2,408.6</b>		
	<b>2007-08</b>	<b>953.1</b>	<b>328.2</b>				<b>1,281.3</b>	
<b>TH.CASES</b>	<b>2008-09</b>	<b>145.8</b>	<b>101.9</b>	<b>6.4</b>	<b>4.3</b>		<b>258.3</b>	
	<b>2007-08</b>	<b>82.8</b>	<b>73.7</b>					<b>156.5</b>

### Exports by Consignee

Season 2008/2009 (Tons)

CONSIGNEE	MKT	KIWIS	BLUEB	APPLE	HAYWARD	NOT DEF	RY. GALA	C. PINK	ONEIL	GRANNIES	HIGHBUSH	TOTAL
Salvi - Unacoa S.P.A.	EUR	1,097.1		252.0	1,097.1		159.0	59.6		33.4		1,349.1
Alpine Fresh Inc.	NAM		597.5			510.2			57.8		29.5	597.5
Agricola Gloria Due S.R.L.	EUR	201.6		40.5	201.6		23.3			17.2		242.1
To Order	MID			81.7			81.7					81.7
Pomina Enterprise Co., Ltd.	FAR			81.7			81.7					81.7
Noble Freight Int L	FAR			40.9			40.9					40.9
All Fresh Produce	NAM		15.7			15.7						15.7
<b>TONS</b>	<b>2008/2009</b>	<b>1,298.7</b>	<b>613.2</b>	<b>496.8</b>	<b>1,298.7</b>	<b>525.9</b>	<b>386.5</b>	<b>59.6</b>	<b>57.8</b>	<b>50.6</b>	<b>29.5</b>	<b>2,408.6</b>
	<b>2007/2008</b>	<b>674.8</b>	<b>328.2</b>	<b>278.2</b>	<b>674.8</b>	<b>244.7</b>	<b>256.8</b>	<b>66.6</b>	<b>8.0</b>	<b>2.7</b>	<b>16.9</b>	<b>1,281.3</b>
<b>TH.CASES</b>	<b>2008/2009</b>	<b>129.8</b>	<b>101.9</b>	<b>26.6</b>	<b>129.8</b>	<b>90.3</b>	<b>20.6</b>	<b>3.3</b>	<b>8.0</b>	<b>2.7</b>	<b>3.6</b>	<b>258.3</b>
	<b>2007/2008</b>	<b>67.5</b>	<b>73.7</b>	<b>15.3</b>	<b>67.5</b>	<b>49.1</b>	<b>14.1</b>	<b>3.3</b>	<b>20.4</b>	<b>2.7</b>	<b>4.2</b>	<b>156.5</b>



## Exports by Destination Market

Season 2008/2009 (Tons)

PRODUCE	EUROPE	NORTH AMERIC	LATIN AMERIC	FAR EAST	TOTAL TONS			TOTAL TH.CASES		
					2008-09	2007-08	2006-07	2008-09	2007-08	2006-07
APPLES	1.428.9	652.3	267.4	40.4	2.389.1	2.795.5	3.890.3	130.6	153.1	203.3
PEARS						168.6	170.9		11.0	11.1
GRANNIES	719.5	392.4	29.8	40.4	1.182.2	1.964.1	2.009.8	64.8	107.7	108.3
RY. GALA	161.0	137.6	85.1		383.7	295.7	512.6	20.9	16.2	27.2
TOP RED	257.9		83.3		341.2	204.2	412.6	18.6	11.1	20.4
NOT DEF	21.4	122.3	40.4		184.1			10.0		
SUP. CHIEF	107.0		9.6		116.6	107.0	256.8	6.4	5.9	13.3
C. PINK	69.3				69.3	69.3	51.0	3.8	3.8	2.8
R.K.O	48.9				48.9	85.6	68.4	2.7	4.7	3.4
RICH. D.			19.2		19.2			1.0		
FUJI	16.3				16.3	12.2	13.3	0.9	0.7	0.7
R. STARK.	14.3				14.3			0.8		
RED CHIEF	13.3				13.3			0.7		
PACKHAMS						168.6	170.9		11.0	11.1
GOLDEN						57.5	492.9		3.0	23.5
LINERS	1.155.8	224.2	222.4	40.4	1.642.8	1.375.5	3.511.8	89.7	75.8	184.2
CHARTERS	273.1	387.3			660.4	1.486.9	528.0	36.3	82.7	29.0
LAND FREIGHT			45.0		45.0	101.7	21.4	2.4	5.6	1.2
TOTAL TONS	2008-09	1.428.9	652.3	267.4	40.4	2.389.1				
	2007-08	2.279.0	448.2	175.0	62.0		2.964.1			
	2006-07	1.945.8	568.7	1.458.6	88.1			4.061.2		
TOTAL TH.CASES	2008-09	78.5	35.8	14.1	2.1			130.6		
	2007-08	127.0	24.6	9.2	3.3				164.1	
	2006-07	108.6	31.2	69.9	4.6					214.4

## Exports by Consignee

Season 2008/2009 (Tons)

CONSIGNEE	MKT	APPLE	GRANNIES	RY. GALA	TOP RED	NOT DEF	SUP. CHIEF	C. PINK	R.K.O	RICH. D.	FUJI	TOTAL
Nico de Jong B.V.	EUR	554.4	263.0	57.1	148.8			69.3			16.3	554.4
Sbrocco International, Inc.	NAM	530.0	392.4	137.6								530.0
Royal Van Namen B.V.	EUR	341.4	135.6	20.4	66.2	21.4	58.1		28.5			341.4
Port International GmbH	EUR	235.4	192.6	42.8								235.4
Austral Trading México S.A. de C.V.	LAT	222.4	20.2	80.9	71.3	40.4	9.6					222.4
Jokofruit B.V.	EUR	169.2	85.6	40.8	42.8							169.2
To Order	NAM	122.3				122.3						122.3
Ghilardi Paolo & Co. S.R.L.	EUR	85.6	42.8				42.8					85.6
Peque S A C	LAT	45.0	9.6	4.3	12.0					19.2		45.0
Olympic Fruit B.V.	EUR	42.8					6.1		20.4			42.8
S.A. International Inc.	FAR	40.4	40.4									40.4
TOTAL TONS	2008/2009	2.389.1	1.182.2	383.7	341.2	184.1	116.6	69.3	48.9	19.2	16.3	2.389.1
	2007/2008	2.795.5	1.964.1	295.7	204.2		107.0	69.3	85.6		12.2	2.964.1
	2006/2007	3.890.3	2.009.8	512.6	412.6		256.8	51.0	68.4		13.3	4.061.2
TOTAL TH.CASES	2008/2009	130.6	64.8	20.9	18.6	10.0	6.4	3.8	2.7	1.0	0.9	130.6
	2007/2008	153.1	107.7	16.2	11.1		5.9	3.8	4.7		0.7	164.1
	2006/2007	203.3	108.3	27.2	20.4		13.3	2.8	3.4		0.7	214.4

**Triofrut Ltda., Exportadora**

Phone: 56 (72) 561520  
 Fax: 56 (72) 561520  
 e-mail: frieutord@triofrut.cl  
 Contact: Felipe Rieutord

RUT: 76190240-7  
 La Compañía 3400  
 Graneros


**Exports by Destination Market**

Season 2008/2009 (Tons)

PRODUCE	EUROPE		LATIN	FAR	TOTAL TONS			TOTAL TH.CASES		
	CONT	RUS	AMERIC	EAST	2008-09	2007-08	2006-07	2008-09	2007-08	2006-07
KIWIFRUIT	358.4	129.0	39.2	207.2	733.8	885.1	337.3	73.8	88.9	33.7
PEARS	417.5		18.1		435.6	260.0	420.0	27.5	17.8	25.7
PEACHES	51.8		314.1		365.9	222.7	172.4	41.4	25.0	19.5
NECTARINES	189.5		71.4	64.8	325.6	153.8	233.2	42.3	19.7	35.3
APPLES	137.6		133.0		270.5	187.1	865.4	14.6	10.1	46.2
TABLE GRAPES	166.5		4.6		171.1	43.8	305.7	37.6	7.9	48.3
PLUMS	12.2		37.9		50.1	74.7	132.2	6.2	8.4	19.6
NASHI PEARS	25.1				25.1	2.9		4.8	0.4	
CHERRIES			0.9		0.9	0.9	0.6	0.2	0.2	0.1
PLUMCOTS						3.2			0.4	
HAYWARD KIWIS	358.4	129.0	39.2	207.2	733.8	840.6	337.3	73.8	84.7	33.7
PACKHAMS PEAR	406.7				406.7	232.0	409.5	24.6	14.3	24.6
SUGRAONE GRAPE	115.3				115.3			25.6		
RY. GALA APPLE	68.5		39.6		108.2	53.9	477.2	5.9	2.8	25.4
EL. LADY PEACH			101.7		101.7	71.1	36.5	11.3	7.9	4.1
RICH LADY PEACH	31.6		66.5		98.1	18.5		11.3	2.3	
GRANNIES APPLE	48.8		32.4		81.3		270.6	4.4		14.7
AUG. RED NECTARIN	71.2		5.4		76.6	51.1	84.0	10.8	6.4	12.9
VENUS NECTARIN	58.8		9.0		67.8	12.2	63.2	9.2	1.5	10.2
ART. SNOW NECTARIN			1.9	64.8	66.7			7.4		
ZEE LADY PEACH	20.2		44.4		64.5	40.5	16.3	7.5	4.5	2.2
RED JIM NECTARIN	54.6		0.4		55.0	59.4	30.2	8.2	8.1	5.0
THOMPSON GRAPE	50.0				50.0		91.1	11.1		17.9
LINERS	1,235.6		599.7	272.0	2,107.3	1,264.1	1,967.7	216.7	117.8	167.7
CHARTERS	122.9	129.0			251.8	522.4	321.9	30.6	55.6	44.3
LAND FREIGHT			19.4		19.4	49.3	177.0	1.0	5.4	16.5
TOTAL TONS	2008-09	1,358.5	129.0	619.1	272.0	2,378.5				
TOTAL TONS	2007-08	999.9	142.4	502.1	191.3		1,835.7			
TOTAL TONS	2006-07	1,083.2	79.0	1,205.8	67.2		2,466.7			
TOTAL TH.CASES	2008-09	147.5	12.9	59.6	28.3			248.3		
TOTAL TH.CASES	2007-08	94.6	14.4	50.5	19.3				178.8	
TOTAL TH.CASES	2006-07	115.7	7.3	94.9	6.7					228.4

**Exports by Consignee**

Season 2008/2009 (Tons)

CONSIGNEE	MKT	KIWIS	PEAR	PEACH	NECTARIN	APPLE	HAYWARD	PACKHAMS	SUGRAONE	RY. GALA	EL. LADY	TOTAL	
Agricola Gloria Due S.R.L.	EUR	134.4	254.8	37.1	55.7	20.2	134.4	252.1		20.2		517.6	
Frutimport S. de R.L. de C.V.	LAT	22.4		261.3	26.2		22.4				93.4	309.9	
O. Van Assche N.V.- S.A.	EUR				16.6	87.0			115.3	48.4		270.1	
Frutas del Mundo C.A.	LAT	11.2	18.1	52.8	43.3	86.7	11.2			23.7	8.3	246.5	
La Pinede	EUR	179.2					179.2					179.2	
Frutas E. Sánchez S.L.	EUR		74.4	14.7	61.1	20.2		66.2				176.8	
Fruchthansa GmbH	EUR		88.3		45.3			88.3				133.6	
Lee Man Trading Company	FAR	73.7			43.2		73.7					116.9	
Aorta F And M Supply Co.Ltd.	FAR	89.6					89.6					89.6	
Frutimport S. de R.L. de C.V.	EUR	83.2					83.2					83.2	
Henrique Fiel Lourenco, Ltda.	EUR	44.8			10.8	10.2	44.8					81.2	
OOO Inter Torg	EUR	25.0					25.0					25.0	
Unifrutas E.U.A.	LAT					22.8				15.9		22.8	
Wing Mau Trading Co., Ltd.	FAR	22.4					22.4					22.4	
Chiao Chern Enterprise Corp.	FAR				21.6							21.6	
Vanguard Marketing Services LLC	FAR	21.5					21.5					21.5	
To Order	EUR	20.8					20.8					20.8	
Fruthosa S.A.	LAT	5.6			1.9	4.1	5.6					20.5	
Dellafrutta Comercio Atacadista de Frutas Ltda.	LAT					19.4						19.4	
TOTAL TONS	2008/2009		733.8	435.6	365.9	325.6	270.5	733.8	406.7	115.3	108.2	101.7	2,378.5
TOTAL TONS	2007/2008		885.1	260.0	222.7	153.8	187.1	840.6	232.0		53.9	71.1	1,835.7
TOTAL TONS	2006/2007		337.3	420.0	172.4	233.2	865.4	337.3	409.5		477.2	36.5	2,466.7
TOTAL TH.CASES	2008/2009		73.8	27.5	41.4	42.3	14.6	73.8	24.6	25.6	5.9	11.3	248.3
TOTAL TH.CASES	2007/2008		88.9	17.8	25.0	19.7	10.1	84.7	14.3		2.8	7.9	178.8
TOTAL TH.CASES	2006/2007		33.7	25.7	19.5	35.3	46.2	33.7	24.6		25.4	4.1	228.4

**Exports by Destination Market**

Season 2008/2009 (Tons)

PRODUCE	NORTH AMERICA		EUROPE		FAR	TOTAL TONS			TOTAL TH.CASES		
	EAST	WEST	CONT	UK	EAST	2008-09	2007-08	2006-07	2008-09	2007-08	2006-07
TABLE GRAPES	372.3		461.2	481.9	17.7	1.333.2	1.267.4	1.471.7	187.9	175.9	214.2
CLEMENTINES	670.0	374.3				1.044.2			232.3		
NOT DEF CLEMENT	629.3	374.3				1.003.5			226.2		
THOMPSON GRAPE			333.0	292.1		625.1	692.7	741.3	91.6	95.8	113.3
FLAME SDL GRAPE	236.9		14.1	26.5		277.5	278.2	296.3	37.9	36.3	36.1
CRIMSON GRAPE			85.3	146.1		231.4	154.2	173.3	31.4	20.4	26.0
BLACK SDL GRAPE	135.4					135.4	74.4	180.3	16.5	9.6	21.8
CLEMENUL. CLEMENT	40.7					40.7			6.1		
NOT DEF GRAPE			14.8		17.7	32.5	32.8	76.5	5.4	6.0	16.1
CENTEN. GRAPE				17.3		17.3			1.9		
MUSC ROS GRAPE			7.3			7.3	35.1	4.0	1.6	7.8	0.9
BTY SDL GRAPE			6.7			6.7			1.5		
LINERS	670.0	374.3	80.8	89.2	17.7	1.231.9	555.7	723.7	261.8	76.3	105.3
CHARTERS	372.3		365.7	392.8		1.130.8	692.7	722.1	155.0	95.4	103.2
AIR FREIGHT			14.8			14.8	18.9	25.9	3.3	4.2	5.8
<b>TOTAL TONS</b>	<b>2008-09</b>	<b>1.042.3</b>	<b>374.3</b>	<b>461.2</b>	<b>481.9</b>	<b>17.7</b>	<b>2.377.5</b>				
	2007-08	262.7	85.9	222.3	696.5			1.267.4			
	2006-07	475.5	114.9	201.1	628.8	51.4			1.471.7		
<b>TOTAL TH.CASES</b>	<b>2008-09</b>	<b>201.5</b>	<b>76.2</b>	<b>68.6</b>	<b>71.7</b>	<b>2.2</b>			<b>420.2</b>		
	2007-08	33.3	11.0	41.4	90.1					175.9	
	2006-07	57.8	14.0	43.0	93.2	6.3					214.2

**Exports by Consignee**

Season 2008/2009 (Tons)

CONSIGNEE	MKT	GRAPE	CLEMENT	NOT DEF	THOMPSON	FLAME SDL	CRIMSON	BLACK SDL	CLEMENUL.	NOT DEF	CENTEN.	TOTAL	
To Order	NAM		1,044.2	1,003.5					40.7			1,044.2	
A. Gomez Ltd.	EUR	427.8			235.8	26.5	148.2				17.3	427.8	
Krijgsman Fruittrading	EUR	416.2			333.0	14.1	69.1					416.2	
LGS Specialty Sales Ltd	NAM	143.3				114.9		28.3				143.3	
Seald Sweet LLC	NAM	132.3				87.4		44.9				132.3	
Chiquita Fresh North America	NAM	96.8				34.6		62.2				96.8	
JLM Produce Ltd.	EUR	70.4			56.3		14.1					70.4	
Jinwon Trading Co., Ltd.	FAR	17.7								17.7		17.7	
Sabrosa Italia S.N.C.	EUR	12.1								5.4		12.1	
A.M.S. European	EUR	9.4								9.4		9.4	
New World Fruit Traders B.V.	EUR	7.3										7.3	
<b>TOTAL TONS</b>	<b>2008/2009</b>		<b>1,333.2</b>	<b>1,044.2</b>	<b>1,003.5</b>	<b>625.1</b>	<b>277.5</b>	<b>231.4</b>	<b>135.4</b>	<b>40.7</b>	<b>32.5</b>	<b>17.3</b>	<b>2,377.5</b>
	2007/2008		1,267.4			692.7	278.2	154.2	74.4		32.8		1,267.4
	2006/2007		1,471.7			741.3	296.3	173.3	180.3		76.5		1,471.7
<b>TOTAL TH.CASES</b>	<b>2008/2009</b>		<b>187.9</b>	<b>232.3</b>	<b>226.2</b>	<b>91.6</b>	<b>37.9</b>	<b>31.4</b>	<b>16.5</b>	<b>6.1</b>	<b>5.4</b>	<b>1.9</b>	<b>420.2</b>
	2007/2008		175.9			95.8	36.3	20.4	9.6		6.0		175.9
	2006/2007		214.2			113.3	36.1	26.0	21.8		16.1		214.2

## Exports by Destination Market

Season 2008/2009 (Tons)

PRODUCE	NORTH AMERICA		TOTAL TONS			TOTAL TH.CASES		
	EAST	WEST	2008-09	2007-08	2006-07	2008-09	2007-08	2006-07
TABLE GRAPES	1.337.6	1.027.9	2.365.5	995.6	503.8	291.2	121.4	61.4
THOMPSON GRAPE	767.0	920.1	1.687.1	565.0	409.3	207.6	68.9	49.9
SUGRAONE GRAPE	385.6	107.8	493.4	372.3	94.5	61.0	45.4	11.5
FLAME SDL GRAPE	185.0		185.0	58.3		22.6	7.1	
CHARTERS	1.337.6	1.027.9	2.365.5	995.6	503.8	291.2	121.4	61.4
TOTAL TONS	2008-09	1.337.6	1.027.9	2.365.5				
	2007-08	708.7	287.0		995.6			
	2006-07	377.9	126.0			503.8		
TOTAL TH.CASES	2008-09	165.8	125.4			291.2		
	2007-08	86.4	35.0				121.4	
	2006-07	46.1	15.4					61.4

## Exports by Consignee

Season 2008/2009 (Tons)

CONSIGNEE	MKT	GRAPE	THOMPSON	SUGRAONE	FLAME SDL	TOTAL
Unifrutti Of America, Inc.	NAM	2.365.5	1.687.1	493.4	185.0	2.365.5
TOTAL TONS	2008/2009	2.365.5	1.687.1	493.4	185.0	2.365.5
	2007/2008	995.6	565.0	372.3	58.3	995.6
	2006/2007	503.8	409.3	94.5		503.8
TOTAL TH.CASES	2008/2009	291.2	207.6	61.0	22.6	291.2
	2007/2008	121.4	68.9	45.4	7.1	121.4
	2006/2007	61.4	49.9	11.5		61.4



**www.sapel.cl**  
 RUT: 77237660-K  
 C. El Cerrillo Pc.24 San Jorge  
 Linderos, Buin

Sapel Ltda, Exportadora  
 Phone: 56 (2) 8210309  
 Fax: 56 (2) 8210315  
 e-mail: sapel@entelchile.net  
 Contact: Juan Pablo Infante

## Exports by Destination Market

Season 2008/2009 (Tons)

PRODUCE	NORTH AMERICA		EUROPE		TOTAL TONS			TOTAL TH.CASES		
	EAST	WEST	CONT	UK	2008-09	2007-08	2006-07	2008-09	2007-08	2006-07
PLUMS	486.9	109.9	19.8	225.8	842.3	980.5	900.0	128.7	137.4	112.7
NECTARINES	260.6	248.5	100.7		609.8	561.8	577.0	76.4	72.5	70.7
PEACHES	248.7	160.3	43.3		452.3	535.5	335.5	57.0	67.8	41.1
TABLE GRAPES	130.2				130.2	93.4	315.9	18.9	14.3	45.3
KIWI FRUIT	91.2				91.2	84.0	230.5	10.1	9.0	23.1
LEMONS	74.3				74.3	148.6	74.3	4.3	8.6	4.3
APRICOTS	43.0	20.5	4.7		68.2	65.5	92.4	11.0	9.8	13.5
QUINCES	39.7	8.6			48.3	27.5	29.7	6.4	3.6	4.3
CHERRIES	6.0	3.2			9.2	8.7	5.9	1.8	1.6	1.2
LOQUATS	0.6				0.6	0.2	3.8	0.3	0.06	1.7
ANGELENO PLUM	377.0	67.0	7.3	168.8	620.1	551.0	550.1	95.0	80.4	71.1
AUG. RED NECTARIN	77.6	69.7	51.7		198.9	175.3	219.4	24.9	23.2	27.1
NOT DEF PEACH	64.7	41.1	7.9		113.7	42.7	58.3	14.2	5.5	8.0
VENUS NECTARIN	29.3	50.9	31.0		111.2	91.3		14.1	12.4	
E RICH PEACH	54.1	34.9	3.5		92.5	92.7	80.8	11.6	11.6	9.8
HAYWARD KIWIS	91.2				91.2	84.0	230.5	10.1	9.0	23.1
ZEE LADY PEACH	36.8	20.5	26.5		83.8	131.0	37.4	10.7	16.6	4.3
GENOVA LEMON	74.3				74.3	148.6	74.3	4.3	8.6	4.3
LARRY ANN PLUM	39.5	8.6	12.5	13.2	73.7	73.0	162.2	10.5	10.1	18.5
SM. BR. NECTARIN	29.0	34.0	6.8		69.8	33.6	245.6	8.7	4.2	29.7
RB. DIAM. NECTARIN	44.4	17.3	3.6		65.3	100.6	42.2	8.2	12.6	5.0
RED HEART PLUM	19.4			43.9	63.3	45.1	22.6	10.3	5.9	3.1
SM. DIAM. NECTARIN	25.9	33.0	0.2		59.2			7.2		
CHARTERS	1,286.6	441.7		213.5	1,941.7	1,726.8	2,328.4	269.7	232.6	281.0
LINERS	92.0	109.3	168.6	12.4	382.2	671.2	495.5	44.7	78.2	49.9
AIR FREIGHT	2.6				2.6	32.5	87.6	0.6	5.3	14.0
LAND FREIGHT						95.0			11.0	
<b>TOTAL TONS</b>	<b>2008-09</b>	<b>1,381.1</b>	<b>551.0</b>	<b>168.6</b>	<b>225.8</b>	<b>2,326.5</b>				
	<b>2007-08</b>	<b>1,093.3</b>	<b>972.8</b>	<b>173.9</b>	<b>190.5</b>		<b>2,525.5</b>			
	<b>2006-07</b>	<b>1,261.9</b>	<b>1,245.3</b>	<b>155.9</b>	<b>226.7</b>			<b>2,911.4</b>		
<b>TOTAL TH.CASES</b>	<b>2008-09</b>	<b>181.8</b>	<b>73.2</b>	<b>22.3</b>	<b>37.6</b>			<b>314.9</b>		
	<b>2007-08</b>	<b>137.5</b>	<b>123.4</b>	<b>25.7</b>	<b>29.5</b>				<b>327.1</b>	
	<b>2006-07</b>	<b>144.4</b>	<b>143.0</b>	<b>23.5</b>	<b>31.7</b>					<b>344.9</b>

## Exports by Consignee

Season 2008/2009 (Tons)

CONSIGNEE	MKT	PLUM	NECTARIN	PEACH	GRAPE	KIWIS	ANGELENO	AUG. RED	NOT DEF	VENUS	E RICH	TOTAL
Chiquita Fresh North America	NAM	264.0	131.8	166.4	37.9	62.4	241.3	54.8	43.1	16.9	54.4	713.4
Nathel & Nathel, Inc.	NAM	222.9	128.8	95.9	40.0	9.4	135.7	22.8	21.5	12.4	8.8	610.8
Bengard Marketing	NAM	92.1	197.1	88.6			67.0	69.7	38.9	40.3	0.07	386.3
Alfred Price & Sons Ltd.	EUR	225.8					168.8					225.8
Frutas E. Sánchez S.L.	EUR	19.8	100.7	43.3			7.3	51.7	7.9	31.0	3.5	168.6
Trinity Fruit Sales Co.	NAM	17.8	51.5	58.0					2.3	10.6	25.8	149.9
Kopke Jr. Inc., William H.	NAM				52.2	19.4						71.7
<b>TOTAL TONS</b>	<b>2008/2009</b>	<b>842.3</b>	<b>609.8</b>	<b>452.3</b>	<b>130.2</b>	<b>91.2</b>	<b>620.1</b>	<b>198.9</b>	<b>113.7</b>	<b>111.2</b>	<b>92.5</b>	<b>2,326.5</b>
	<b>2007/2008</b>	<b>980.5</b>	<b>561.8</b>	<b>535.5</b>	<b>93.4</b>	<b>84.0</b>	<b>551.0</b>	<b>175.3</b>	<b>42.7</b>	<b>91.3</b>	<b>92.7</b>	<b>2,525.5</b>
	<b>2006/2007</b>	<b>900.0</b>	<b>577.0</b>	<b>335.5</b>	<b>315.9</b>	<b>230.5</b>	<b>550.1</b>	<b>219.4</b>	<b>58.3</b>	<b>80.8</b>	<b>80.8</b>	<b>2,911.4</b>
<b>TOTAL TH.CASES</b>	<b>2008/2009</b>	<b>128.7</b>	<b>76.4</b>	<b>57.0</b>	<b>18.9</b>	<b>10.1</b>	<b>95.0</b>	<b>24.9</b>	<b>14.2</b>	<b>14.1</b>	<b>11.6</b>	<b>314.9</b>
	<b>2007/2008</b>	<b>137.4</b>	<b>72.5</b>	<b>67.8</b>	<b>14.3</b>	<b>9.0</b>	<b>80.4</b>	<b>23.2</b>	<b>5.5</b>	<b>12.4</b>	<b>11.6</b>	<b>327.1</b>
	<b>2006/2007</b>	<b>112.7</b>	<b>70.7</b>	<b>41.1</b>	<b>45.3</b>	<b>23.1</b>	<b>71.1</b>	<b>27.1</b>	<b>8.0</b>	<b>9.8</b>	<b>9.8</b>	<b>344.9</b>

Canta Rana S.A. Agr. Forest.

Phone: 56 (53) 731178

Fax: 56 (53) 731197

e-mail: [canta-rana@crana.cl](mailto:canta-rana@crana.cl)

Contact: Francisco González

[www.crana.cl](http://www.crana.cl)

RUT: 79650240-1

Parcela N°4, Nueva Aurora / Casilla 282

Ovalle



Canta Rana

## Exports by Destination Market

Season 2008/2009 (Tons)

PRODUCE	EUROPE	FAR EAST	NORTH AMERIC	TOTAL TONS			TOTAL TH.CASES		
				2008-09	2007-08	2006-07	2008-09	2007-08	2006-07
TABLE GRAPES	1.639.7	409.3	277.3	2.326.3	2.367.9	1.574.7	283.6	288.8	192.0
R. GLOBE GRAPE	1.233.0	230.3		1.463.3	1.598.4	1.390.3	178.4	194.9	169.5
CRIMSON GRAPE	150.4	179.1	172.6	502.1	607.3	149.9	61.1	74.1	18.3
THOMPSON GRAPE	241.3		104.7	346.0	151.9	34.5	42.2	18.5	4.2
BLACK SDL GRAPE	15.0			15.0	10.2		1.8	1.2	
CHARTERS LINERS	1.639.7		277.3	1.917.0	2.008.7	228.4	233.6	245.0	27.9
		409.3		409.3	359.2	1.346.3	49.9	43.8	164.2
TOTAL TONS	2008-09 2007-08 2006-07	1.639.7 1.559.8 688.9	409.3 340.5 124.0	277.3 467.6 33.7	2.326.3 2.367.9 1.574.7				
TOTAL TH.CASES	2008-09 2007-08 2006-07	199.9 190.2 84.0	49.9 41.5 15.1	33.7 57.0 192.0			283.6 288.8 192.0		

## Exports by Consignee

Season 2008/2009 (Tons)

CONSIGNEE	MKT	GRAPE	R. GLOBE	CRIMSON	THOMPSON	BLACK SDL	TOTAL
Soyus	EUR	1.185.6	861.2	150.4	162.3	11.8	1.185.6
OOO Berry Meadow	EUR	391.0	358.4		32.6		391.0
D & F Produce, Inc.	NAM	277.3		172.6	104.7		277.3
Samjoo Marketing	FAR	194.8	124.0	70.8			194.8
Global Trading Co.,Ltd	FAR	177.1	106.3	70.8			177.1
To Order	EUR	63.0	13.4		46.4	3.1	63.0
Jane Bros Enterprise Co., Ltd.	FAR	18.7		18.7			18.7
Pomina Enterprise Co., Ltd.	FAR	18.7		18.7			18.7
TOTAL TONS	2008/2009 2007/2008 2006/2007	2.326.3 2.367.9 1.574.7	1.463.3 1.598.4 1.390.3	502.1 607.3 149.9	346.0 151.9 34.5	15.0 10.2 1.8	2.326.3 2.367.9 1.574.7
TOTAL TH.CASES	2008/2009 2007/2008 2006/2007	283.6 288.8 192.0	178.4 194.9 169.5	61.1 74.1 18.3	42.2 18.5 4.2	1.8 1.2 1.2	283.6 288.8 192.0



www.prima-agrotrading.cl

RUT: 78906740-6  
Av. del Cóndor 550, Of. 501  
Huechuraba, Santiago

Prima Agrotrading S.A.

Phone: 56 (2) 4609230  
Fax: 56 (2) 4449366  
e-mail: info@prima-agrotrading.cl  
Contact: Alejandro Mitarakis

## Exports by Destination Market

Season 2008/2009 (Tons)

PRODUCE	NORTH AMERICA		EUROPE		LATIN AMERIC	TOTAL TONS			TOTAL TH.CASES		
	EAST	WEST	CONT	UK		2008-09	2007-08	2006-07	2008-09	2007-08	2006-07
AVOCADOS	290.2	240.8	188.9			719.9	2,444.2	3,419.3	90.2	215.2	347.6
BLUEBERRIES	468.9	85.7		130.7	1.0	686.3	596.8	381.0	232.1	304.7	234.5
APPLES			272.4			272.4	275.5	284.2	14.8	15.1	15.5
NECTARINES	247.3					247.3	229.5	270.2	20.5	19.2	28.7
PLUMS	149.1		4.8			153.8	186.7	114.4	10.7	13.9	13.0
CHERRIES	108.5					108.5	62.1	53.5	21.7	12.6	9.4
PEACHES	59.3					59.3	77.6	551.6	6.4	7.6	52.3
POMEGRANATES A RILLS	11.0	8.2				19.2	1.9	3.8	10.5	1.0	2.1
TABLE GRAPES			15.1			15.1	20.7	17.7	1.8	2.5	2.2
APRICOTS	4.8		5.4			10.2	13.6	10.8	2.6	3.1	1.9
HASS AVOCADO	268.7	219.3	188.9			676.9	2,401.2	3,419.3	86.4	211.4	347.6
NOT DEF BLUEB	327.7	54.6		129.0		511.3	413.2	312.8	180.2	207.8	194.3
RED CHIEF APPLE			128.7			128.7	177.3	202.2	7.0	9.7	11.0
BING CHERRY	105.2					105.2	62.1	53.5	21.0	12.6	9.4
ONEIL BLUEB	84.4	16.9				101.3	91.8	5.0	27.5	53.6	3.1
GRANNIES APPLE			84.0			84.0	77.1	82.0	4.6	4.2	4.5
RICH. D. APPLE			59.7			59.7	21.2		3.2	1.2	
NOT DEF AVOCADO	21.5	21.5				43.0	43.0		3.8	3.8	
R. GLEND NECTARIN	35.1					35.1	13.8	4.6	2.7	1.1	0.4
VENUS NECTARIN	31.0					31.0	26.6	1.0	2.4	2.1	0.08
HIGHBUSH BLUEB	22.0	4.2		1.7	1.0	29.0	53.8	62.5	8.2	23.3	36.6
AUG. FIRE NECTARIN	24.2					24.2	12.2		5.8	1.9	0.4
NOT DEF PLUM	21.5					21.5		11.3	1.5		1.4
LINERS	876.7	312.5	481.1	129.0		1,799.3	3,621.6	4,066.8	310.2	486.9	535.6
CHARTERS	284.8	5.5				290.3	229.9	587.3	63.6	70.3	92.5
AIR FREIGHT	177.5	16.7	5.4	1.7	1.0	202.4	175.4	539.4	37.6	48.1	102.2
LAND FREIGHT								62.5			5.0
<b>TOTAL TONS</b>	<b>2008-09</b>	<b>1,339.0</b>	<b>334.7</b>	<b>486.5</b>	<b>130.7</b>	<b>1.0</b>	<b>2,292.0</b>				
	2007-08	1,793.0	661.1	701.3	870.0	1.4		4,026.8			
	2006-07	3,029.1	744.7	1,016.5	464.8	0.8			5,256.0		
<b>TOTAL TH.CASES</b>	<b>2008-09</b>	<b>232.5</b>	<b>63.1</b>	<b>64.0</b>	<b>51.2</b>	<b>0.6</b>			<b>411.4</b>		
	2007-08	246.0	124.9	136.1	97.4	1.0				605.3	
	2006-07	359.6	136.6	198.1	40.6	0.6					735.3

## Exports by Consignee

Season 2008/2009 (Tons)

CONSIGNEE	MKT	AVOCADO	BLUEB	APPLE	NECTARIN	PLUM	HASS	NOT DEF	RED CHIEF	BING	ONEIL	TOTAL
Team Produce, Inc.	NAM	75.3	134.5		220.1	6.8	75.3	120.6		105.2	3.3	594.5
H. E. Butt Grocery Company	NAM	128.7				136.5	128.7					265.2
To Order	EUR			188.9					126.1			188.9
To Order	NAM	176.6					133.5					182.5
Sunny Valley Int., Inc.	NAM		151.8					123.1			5.3	151.8
S & A Produce Ltd.	EUR		130.7					129.0				130.7
Mehadrin Tnuport Marketing (UK) Ltd	EUR	104.8					104.8					104.8
Menelaos Ltd.	EUR			83.5		4.8			2.7			103.4
Premier Pacific Trading, Inc.	NAM		94.1					60.8			11.8	94.1
Aconex RT USA	NAM		90.6					27.8			47.4	90.6
Cal Pacific Growers	NAM	86.0					86.0					86.0
Eco Farms Avocado	NAM	64.5					64.5					64.5
F.P.D., Inc	NAM				27.2	5.8						58.3
Wal-Mart Stores, Inc.	NAM		45.9					45.9				45.9
Pierre Desmettre & Fils	EUR	42.2					42.2					42.2
Magellan Farms	EUR	41.9					41.9					41.9
Market 52	NAM		37.6					4.2			33.4	37.6
Commercial Fruits	EUR											5.4
Youngstown Grape Distributors	NAM											2.7
Fruta Internacional S.A.	LAT		1.0									1.0
<b>TOTAL TONS</b>	<b>2008/2009</b>	<b>719.9</b>	<b>686.3</b>	<b>272.4</b>	<b>247.3</b>	<b>153.8</b>	<b>676.9</b>	<b>511.3</b>	<b>128.7</b>	<b>105.2</b>	<b>101.3</b>	<b>2,292.0</b>
	2007/2008	2,444.2	596.8	275.5	229.5	186.7	2,401.2	413.2	177.3	62.1	91.8	4,026.8
	2006/2007	3,419.3	381.0	284.2	270.2	114.4	3,419.3	312.8	202.2	53.5	5.0	5,256.0
<b>TOTAL TH.CASES</b>	<b>2008/2009</b>	<b>90.2</b>	<b>232.1</b>	<b>14.8</b>	<b>20.5</b>	<b>10.7</b>	<b>86.4</b>	<b>180.2</b>	<b>7.0</b>	<b>21.0</b>	<b>27.5</b>	<b>411.4</b>
	2007/2008	215.2	304.7	15.1	19.2	13.9	211.4	207.8	9.7	12.6	53.6	605.3
	2006/2007	347.6	234.5	15.5	28.7	13.0	347.6	194.3	11.0	9.4	3.1	735.3

Wiesner S.A, Patricio

Phone: 56 (2) 378 1898

Fax: 56 (2) 3781997

e-mail: pwiesner@wiesner.cl

Contact: Patricio Wiesner

[www.wiesner.cl](http://www.wiesner.cl)

RUT: 96596270-0

Vitacura 5250, Of. 1206

Vitacura, Santiago



## Exports by Destination Market

Season 2008/2009 (Tons)

PRODUCE	EUROPE		NORTH	FAR	TOTAL TONS			TOTAL TH.CASES		
	CONT	RUS	AMERIC	EAST	2008-09	2007-08	2006-07	2008-09	2007-08	2006-07
APPLES	1,074.8	161.1	381.9	82.6	1,700.5	1,999.1	6,042.5	92.9	109.0	323.7
TABLE GRAPES	313.9				313.9	288.5	437.5	69.8	55.9	93.2
KIWIFRUIT	179.2				179.2		40.2	17.9		4.0
CHERRIES			95.0		95.0			18.3		
RY. GALA APPLE	653.6		105.1		758.6	884.3	1,517.5	41.7	48.2	80.7
GRANNIES APPLE	227.3	17.8	181.5		426.7	532.1	2,026.0	23.2	29.2	111.2
THOMPSON GRAPE	288.7				288.7	269.6	326.7	64.2	53.6	69.2
BRAEBURN APPLE	90.0		64.2	41.8	196.0	77.5	49.9	10.7	4.3	2.7
LINERS	1,313.4		360.5	82.6	1,756.5	1,205.7	4,298.0	135.7	90.6	237.5
CHARTERS	254.6	161.1	92.8		508.5	1,246.2	2,803.7	59.1	83.6	216.1
AIR FREIGHT			23.6		23.6			4.0		
LAND FREIGHT							42.8			2.4
<b>TOTAL TONS</b>	<b>2008-09</b>	<b>1,568.0</b>	<b>161.1</b>	<b>476.8</b>	<b>82.6</b>	<b>2,288.6</b>				
	<b>2007-08</b>	<b>520.8</b>	<b>826.8</b>	<b>930.7</b>	<b>101.7</b>		<b>2,452.0</b>			
	<b>2006-07</b>	<b>1,803.3</b>	<b>2,075.9</b>	<b>327.6</b>	<b>1,235.8</b>			<b>7,144.5</b>		
<b>TOTAL TH.CASES</b>	<b>2008-09</b>	<b>146.6</b>	<b>8.8</b>	<b>39.1</b>	<b>4.4</b>			<b>198.9</b>		
	<b>2007-08</b>	<b>63.3</b>	<b>50.9</b>	<b>50.8</b>	<b>5.3</b>				<b>174.2</b>	
	<b>2006-07</b>	<b>146.3</b>	<b>115.7</b>	<b>17.9</b>	<b>64.3</b>					<b>455.9</b>

## Exports by Consignee

Season 2008/2009 (Tons)

CONSIGNEE	MKT	APPLE	GRAPE	KIWIS	CHERRY	RY. GALA	GRANNIES	THOMPSON	BRAEBURN	RICH. D.	HAYWARD	TOTAL
Global Fruit Point GmbH	EUR	559.9	270.7			367.8	113.1	245.5	78.9			830.6
Frucom Hamburg GmbH & Co	EUR	365.2				264.4	89.7		11.1			365.2
NSA Produce Marketing Inc	NAM	191.2			95.0	64.2	95.9					286.2
To Order	NAM	126.5				40.9	21.4		64.2			126.5
Others		457.8	43.2	179.2		21.4	106.5	43.2	41.8	193.1	179.2	680.2

Oppenheimer Chile Ltda, Serv. Agrícolas

Phone: 56 (2) 4308500

Fax: 56 (2) 430 8501

e-mail: alega@opy.com

Contact: Alejandra Galan

[www.opyproduce.com](http://www.opyproduce.com)

RUT: 76048270-6

Av. Presidente Kennedy 5757 Of 601

Las Condes, Santiago



expect the world from us

## Exports by Destination Market

Season 2008/2009 (Tons)

PRODUCE	EUROPE		LATIN	FAR	NORTH	TOTAL TONS			TOTAL TH.CASES		
	CONT	RUS	AMERIC	EAST	AMERIC	2008-09	2007-08	2006-07	2008-09	2007-08	2006-07
APPLES		493.4	399.2			892.6	2,075.3	1,231.8	48.1	112.5	65.4
TABLE GRAPES	195.4	301.3	181.8	113.0		791.5	1,188.6	855.5	96.4	134.3	100.0
KIWIFRUIT	156.8	127.2				284.0	150.0	85.8	28.8	15.5	8.8
CLEMENTINES					110.9	110.9		225.8	11.1		21.6
R. GLOBE GRAPE	195.4	101.4	90.8	113.0		500.5	880.2	655.6	60.9	97.0	75.6
GRANNIES APPLE		380.9	42.1			423.0	918.1	267.7	23.3	50.4	14.5
HAYWARD KIWI	156.8	127.2				284.0	150.0	85.8	28.8	15.5	8.8
RY. GALA APPLE		3.5	273.0			276.5	458.9	187.4	14.5	24.7	9.8
LINERS	352.2	198.5	658.6	113.0	88.5	1,410.7	3,004.2	1,835.2	128.8	219.4	142.6
CHARTERS		767.2				767.2	1,158.2	909.9	63.7	99.8	78.1
LAND FREIGHT			39.2			39.2	22.7		3.3	1.6	
AIR FREIGHT								1.2			0.2
<b>TOTAL TONS</b>	<b>2008-09</b>	<b>352.2</b>	<b>965.7</b>	<b>715.5</b>	<b>113.0</b>	<b>110.9</b>	<b>2,257.2</b>				
	<b>2007-08</b>	<b>132.0</b>	<b>1,432.0</b>	<b>2,157.7</b>	<b>299.4</b>	<b>108.4</b>		<b>4,185.1</b>			
	<b>2006-07</b>		<b>1,007.9</b>	<b>1,362.4</b>	<b>329.8</b>	<b>46.1</b>		<b>2,746.3</b>			
<b>TOTAL TH.CASES</b>	<b>2008-09</b>	<b>39.5</b>	<b>79.4</b>	<b>56.4</b>	<b>13.7</b>	<b>11.1</b>			<b>200.1</b>		
	<b>2007-08</b>	<b>13.3</b>	<b>119.4</b>	<b>139.7</b>	<b>35.2</b>	<b>5.9</b>				<b>320.8</b>	
	<b>2006-07</b>		<b>88.9</b>	<b>89.7</b>	<b>39.8</b>	<b>2.6</b>					<b>221.0</b>

## Exports by Consignee

Season 2008/2009 (Tons)

CONSIGNEE	MKT	APPLE	GRAPE	KIWIS	CLEMENT	PLUM	R. GLOBE	GRANNIES	HAYWARD	RY. GALA	THOMPSON	TOTAL
To Order	EUR	148.5	35.4	64.8			35.4	84.7	64.8			292.5
Trade Import Company Ltd.	EUR	189.9	32.3	62.4			15.7	166.7	62.4	3.5		284.6
Ferreira Da Silva S.A.	EUR	124.5	156.8				124.5		156.8			281.3
OOO Inter Torg	EUR	155.1	99.2				15.7	129.5			52.0	254.3
Others		399.2	500.1		110.9	68.5	309.1	42.1		273.0	86.5	1,144.6





[www.anakena.cl](http://www.anakena.cl)

RUT: 78185710-6

Calle 6 Oriente, Parcela 164

Paine

Anakena Ltda, Exportadora

Phone: 56 (2) 8243702

Fax: 56 (2) 8241899

e-mail: [anakena@anakena.cl](mailto:anakena@anakena.cl)

Contact: Humberto Benedetti

## Exports by Destination Market

Season 2008/2009 (Tons)

PRODUCE	EUROPE	LATIN AMERIC	NORTH AMERIC	FAR EAST	MIDDLE EAST	TOTAL TONS			TOTAL TH.CASES		
						2008-09	2007-08	2006-07	2008-09	2007-08	2006-07
WALNUTS	2,056.6	124.4	21.4	13.8	9.2	2,225.3	1,623.7	1,447.5	178.5	133.8	128.0
NOT DEF WALNUT	2,038.2	124.4	21.4	13.8	9.2	2,207.0	1,623.7	1,438.7	176.7	133.8	127.1
MARIPOSA WALNUT	18.3					18.3		8.8	1.8		0.9
LINERS	2,056.6	18.9	21.4	13.8	9.2	2,119.8	1,462.1	1,414.5	172.6	123.5	125.8
LAND FREIGHT		105.5				105.5	161.6	33.0	5.9	10.4	2.2
TOTAL TONS	2008-09	2,056.6	124.4	21.4	13.8	9.2	2,225.3				
	2007-08	1,425.7	161.6		18.9	17.5		1,623.7			
	2006-07	1,400.8	33.0		5.0	8.8		1,447.5			
TOTAL TH.CASES	2008-09	166.6	7.8	1.9	1.3	0.9			178.5		
	2007-08	120.6	10.4		1.8	1.0				133.8	
	2006-07	124.9	2.2		0.5	0.4					128.0

## Exports by Consignee

Season 2008/2009 (Tons)

CONSIGNEE	MKT	WALNUT	NOT DEF	MARIPOSA	TOTAL
To Order	EUR	512.2	512.2		512.2
Seeburger KG.	EUR	268.6	268.6		268.6
L.I.F.E. S.R.L.	EUR	171.0	171.0		171.0
F.Lli Maineri di Maineri & Cia.	EUR	161.8	161.8		161.8
Others		1,111.7	1,093.4	18.3	1,111.7



[www.zebra.cl](http://www.zebra.cl)

RUT: 78527760-0

Las Rojas Oriente 323

La Serena

Zebra Ltda, Frutícola

Phone: 56 (51) 223920

Fax: 56 (51) 223767

e-mail: [afuenzalida@zebra.cl](mailto:afuenzalida@zebra.cl)

Contact: Andrés Fuenzalida

## Exports by Destination Market

Season 2008/2009 (Tons)

PRODUCE	NORTH AMERICA		FAR EAST	LATIN AMERIC	TOTAL TONS			TOTAL TH.CASES		
	EAST	WEST			2008-09	2007-08	2006-07	2008-09	2007-08	2006-07
TABLE GRAPES	947.8	1,167.4	53.1	17.7	2,186.1	1,645.1	1,037.0	267.7	197.0	126.0
SUNST. SDL. GRAPE	688.8	809.2	35.4	17.7	1,551.2	900.3	101.8	189.2	107.2	11.9
CRIMSON GRAPE	60.6	262.9			323.5	544.1	292.1	39.5	65.3	35.6
NOT DEF GRAPE	194.4	95.3			289.7	200.7	643.1	36.5	24.5	78.4
R. GLOBE GRAPE			17.7		17.7			2.2		
RALLI SDL. GRAPE	3.9				3.9			0.5		
CHARTERS	947.8	1,167.4			2,115.2	1,487.7	1,037.0	259.1	177.8	126.0
LINERS			53.1	17.7	70.8	157.4		8.6	19.2	
TOTAL TONS	2008-09	947.8	1,167.4	53.1	17.7	2,186.1				
	2007-08	521.1	731.3	15.7			1,645.1			
	2006-07	700.6	290.5					1,037.0		
TOTAL TH.CASES	2008-09	116.7	142.4	6.5	2.2			267.7		
	2007-08	63.6	89.2	1.9					197.0	
	2006-07	85.4	35.4							126.0

## Exports by Consignee

Season 2008/2009 (Tons)

CONSIGNEE	MKT	GRAPE	SUNST. SDL.	CRIMSON	NOT DEF	R. GLOBE	RALLI SDL.	TOTAL
Sunview Marketing International Inc.	NAM	2,115.2	1,498.0	323.5	289.7		3.9	2,115.2
C&T Global Company Ltd.	FAR	17.7	17.7					17.7
Dalian Yidu Group Co., Ltd	FAR	17.7				17.7		17.7
Import. Export. Hermanos Gago S.A.	LAT	17.7	17.7					17.7
Turners & Growers International	FAR	17.7	17.7					17.7

## Exports by Destination Market

Season 2008/2009 (Tons)

PRODUCE	NORTH AMERICA		EUROPE	FAR EAST	TONS 2008-09	TH.CAS 2008-09
	EAST	WEST				
TABLE GRAPES	1,113.7	63.0	507.3	15.8	1,699.8	209.8
KIWIFRUIT	322.6		112.0		434.6	43.5
APPLES	21.2				21.2	1.2
FLAME SDL GRAPE	500.7	42.5			543.2	66.2
THOMPSON GRAPE	176.3	16.5	292.3		485.1	61.5
HAYWARD KIWIS	322.6		112.0		434.6	43.5
CRIMSON GRAPE	241.5		1.8	15.8	259.0	31.8
SUGRAONE GRAPE	165.3	3.9	28.3		197.5	24.1
R. GLOBE GRAPE			185.0		185.0	22.6
CHARTERS	996.8	63.0	294.9		1,354.7	167.5
LINERS	438.2		324.4	15.8	778.4	84.7
AIR FREIGHT				0.02	0.02	0.002
<b>TONS 2008-09</b>	<b>1,457.4</b>	<b>63.0</b>	<b>619.3</b>	<b>15.8</b>	<b>2,155.5</b>	
<b>TH.CASES 2008-09</b>	<b>169.2</b>	<b>7.7</b>	<b>75.4</b>	<b>2.2</b>		<b>254.5</b>

## Exports by Consignee

Season 2008/2009 (Tons)

CONSIGNEE	MKT	GRAPE	KIWIS	APPLE	FLAME SDL	THOMPSON	HAYWARD	CRIMSON	SUGRAONE	R. GLOBE	RY. GALA	TOTAL
Agri-Mondo, Inc.	NAM	307.0	322.6	21.2	59.0		322.6	204.7	27.6		21.2	650.7
Solfruit International B.V.	EUR	364.7	112.0			169.2	112.0	1.8	15.9	177.9		476.7
Fisher Capespan	NAM	410.3			214.1	85.0		26.6	84.6			410.3
LGS Specialty Sales Ltd	NAM	396.3			227.5	91.3		10.2	53.1			396.3
Others		221.3			42.5	139.6		15.8	16.3	7.1		221.3

Jaime Bosh B e Hijos Cia. Ltda.

[www.huertosmontserrat.cl](http://www.huertosmontserrat.cl)

Phone: 56 (71) 242891

RUT: 78355450-K

Fax: 56 (71) 243994

Camino San Miguel, Las Rastas s/n

e-mail: bosh@tie.cl

Talca

Contact: Jaime Bosh



## Exports by Destination Market

Season 2008/2009 (Tons)

PRODUCE	EUROPE	TOTAL TONS			TOTAL TH.CASES		
		2008-09	2007-08	2006-07	2008-09	2007-08	2006-07
APPLES	1,350.1	1,350.1	1,663.9	1,820.3	78.1	96.2	103.1
KIWIFRUIT	582.4	582.4	568.4	470.4	58.2	56.8	47.0
TABLE GRAPES	189.0	189.0	324.0	224.6	42.0	45.0	49.9
HAYWARD KIWIS	560.0	560.0	568.4	470.4	56.0	56.8	47.0
RY. GALA APPLE	407.3	407.3	410.3	592.7	23.1	22.8	32.9
FUJI APPLE	362.4	362.4	498.1	520.1	21.7	30.0	29.5
RED CHIEF APPLE	257.0	257.0	400.8	359.1	14.5	22.6	20.1
GRANNIES APPLE	219.8	219.8	270.1	229.5	13.1	16.1	14.0
THOMPSON GRAPE	189.0	189.0	324.0	215.2	42.0	45.0	47.8
BRAEBURN APPLE	61.3	61.3	84.6	118.9	3.4	4.8	6.6
LINERS	1,691.0	1,691.0	1,342.3	1,063.8	131.9	110.0	68.0
CHARTERS	430.5	430.5	1,214.0	1,451.5	46.4	88.1	132.1
<b>TOTAL TONS</b>	<b>2,121.5</b>	<b>2,121.5</b>					
	2007-08	2,556.3		2,556.3			
	2006-07	2,515.3		2,515.3			
<b>TOTAL TH.CASES</b>	<b>178.3</b>				<b>178.3</b>		
	2007-08	198.0				198.0	
	2006-07	200.1					200.1

## Exports by Consignee

Season 2008/2009 (Tons)

CONSIGNEE	MKT	APPLE	KIWIS	GRAPE	HAYWARD	RY. GALA	FUJI	RED CHIEF	GRANNIES	THOMPSON	BRAEBURN	TOTAL
Zoutewelle Import/Export	EUR	169.2	112.0	40.5	112.0	63.5	42.2	42.3	21.2	40.5		321.7
Leo Pels Import B.V.	EUR	148.1	89.6	81.0	89.6	23.2	39.2	43.3	21.2	81.0	21.2	318.7
Verdi Import B.V.	EUR	190.3	67.2	27.0	67.2	84.7	23.2	21.2	21.2	27.0	40.1	284.5
Hispafruit B.V.	EUR	148.2	112.0	13.5	89.6	63.5	42.3	21.2	21.2	13.5		273.7
Others		694.3	201.6	27.0	201.6	172.5	215.4	129.0	135.1	27.0		922.9

## Exports by Destination Market

Season 2008/2009 (Tons)

PRODUCE	NORTH AMERICA		FAR	TOTAL TONS		TOTAL TH.CASES	
	EAST	WEST	EAST	2008-09	2007-08	2008-09	2007-08
CLEMENTINES	686.0	636.5		1.322.4	1.370.5	89.8	102.1
MANDARINES	397.1	89.6		486.8		32.5	
TANGERINES	172.1			172.1		19.1	
TABLE GRAPES			93.0	93.0		11.3	
CLEMENUL.	674.4	617.0		1.291.4	1.151.3	87.8	87.5
FORTUNE MAND.	280.3	78.9		359.2		23.9	
NOT DEF TANGER.	172.1			172.1		19.1	
NOT DEF MAND.	106.4	10.7		117.1		7.8	
R. GLOBE GRAPE			93.0	93.0		11.3	
NOT DEF CLEMENT	11.6	19.5		31.1	219.2	2.1	14.6
MURCOTT MAND.	10.5			10.5		0.7	
LINERS	1.147.0	726.1	93.0	1.966.1	1.370.5	145.2	102.1
TONS	2008-09	1.255.1	726.1	93.0	2.074.2		
	2007-08	788.0	206.6		1.370.5		
TH.CASES	2008-09	91.9	49.5	11.3		152.8	
	2007-08	52.5	13.8				102.1

## Exports by Consignee

Season 2008/2009 (Tons)

CONSIGNEE	MKT	CLEVENT	MAND.	TANGER.	GRAPE	CLEMENUL. INE	NOT DEF	NOT DEF	R. GLOBE	NOT DEF	TOTAL
DNE World Fruit Sales	NAM	430.2	285.2			418.6	207.0		75.1	11.6	715.4
Duda Farm Fresh Foods	NAM	314.3	108.8			314.3	70.0		38.9		423.1
Seald Sweet LLC	NAM	259.0	83.9			259.0	73.4		3.2		342.9
Fisher Capespan	NAM	106.9	8.8	172.1		106.9	8.8	172.1			287.7
Others		212.1			93.0	192.6			93.0	19.5	305.1



[www.araucariaexportaciones.superweb.cl](http://www.araucariaexportaciones.superweb.cl) Araucaria Exportaciones S.A.

RUT: 76758390-7  
Parcela Nº 20 Lota A2  
Esmeralda, Rengo

## Exports by Destination Market

Season 2008/2009 (Tons)

PRODUCE	LATIN AMERIC	EUROPE	NORTH AMERICA		FAR	TOTAL TONS			TOTAL TH.CASES		
			EAST	WEST	EAST	2008-09	2007-08	2006-07	2008-09	2007-08	2006-07
NECTARINES	307.7	248.9	49.6	23.5	80.6	710.3	565.0		92.0	70.0	
PLUMS	367.8	142.9	50.0			560.7	564.0		75.5	89.0	
PEACHES	414.1		63.7	46.9		524.7	404.0		56.9	46.5	
KIWI FRUIT	247.1					247.1	67.6	207.5	25.6	6.7	22.3
ART. SNOW NECTARIN	114.0	77.7		15.4	80.6	287.7	264.7		35.1	33.1	
ANGELENO PLUM	207.9	41.9				249.8	81.0		31.2	13.9	
HAYWARD KIWIS	247.1					247.1	45.2	207.5	25.6	4.5	22.3
SM. BR. NECTARIN	23.5	51.4	18.7			93.6	24.1		13.5	2.7	
LAND FREIGHT	1,318.0					1,318.0	680.7	45.8	143.1	76.0	4.6
LINERS	18.7	391.8			80.6	491.1	455.2		29.6	61.3	4.5
CHARTERS			166.6	70.5		237.1	698.6	132.2	30.1	107.7	13.2
AIR FREIGHT		3.4	6.6		5.4	15.4	69.0		3.3	13.8	
TOTAL TONS	2008-09	1,336.7	395.2	173.2	70.5	86.0	2,061.6				
	2007-08	703.3	648.3	286.4	40.0	225.4		1,903.5			
	2006-07	45.8	139.3			22.4		207.5			
TOTAL TH.CASES	2008-09	145.2	67.1	22.9	8.5	10.0			253.7		
	2007-08	78.2	107.1	42.5	6.2	24.8				258.8	
	2006-07	4.6	15.5			2.2					22.3

## Exports by Consignee

Season 2008/2009 (Tons)

CONSIGNEE	MKT	NECTARIN	PLUM	PEACH	KIWIS	CHERRY	ART. SNOW	ANGELENO	HAYWARD	SML BR.	NOT DEF	TOTAL
Pomar Novo Import e Export Ltda.	LAT	84.1	87.6	95.5	43.6		19.5	49.3	43.6	2.5	21.5	310.8
Urmai Comercio Import.E Export.	LAT	96.8	64.1	84.2			48.1	49.2		3.7	29.0	245.1
Fartura Alimentos Ltda.	LAT	41.7	41.3	35.6	70.6		10.9	16.0	70.6	7.5	9.4	189.1
Andes River Marketing Services Corp.	NAM	46.9	41.6	57.0		3.6					18.7	149.2
Others		440.7	326.2	252.4	133.0	15.2	209.1	135.3	133.0	61.2	11.5	1,167.4



Rio Rapel S.A, Exportadora

Phone: 56 (53) 721056

Fax: 56 (53) 721049

e-mail: info@riorapel.cl

Contact: Edgardo Zuñiga

[www.riorapel.cl](http://www.riorapel.cl)

RUT: 96960510-4

Calle Unica S/N. Rapel.

Monte Patria, Ovalle



## Exports by Destination Market

Season 2008/2009 (Tons)

PRODUCE	EUROPE		NORTH AMERICA		FAR EAST	LATIN AMERIC	TOTAL TONS			TOTAL TH.CASES		
	CONT	UK	EAST	WEST			2008-09	2007-08	2006-07	2008-09	2007-08	2006-07
TABLE GRAPES	662.7	357.3	434.5	447.9	93.5	18.7	2.014.6	2.413.1	2.037.5	242.6	300.6	252.2
THOMPSON GRAPE	632.4	319.6	45.7				997.7	887.1	469.1	118.1	114.8	61.1
FLAME SDL GRAPE			315.7	447.9			763.6	1.414.2	1.288.6	93.1	172.1	157.0
R. GLOBE GRAPE					93.5	18.7	112.2	82.7	220.1	13.7	10.1	26.8
SUGRAONE GRAPE	20.5	16.7	15.7				53.0			6.3		
NOT DEF GRAPE			31.5				31.5		29.1	3.8		3.6
CRIMSON GRAPE	9.9	20.9					30.8			4.4		
BLACK SDL GRAPE			26.0				26.0	29.1	12.6	3.2	3.6	1.5
E. THOMP. GRAPE									18.0			2.2
CHARTERS LINERS	662.7	313.2	434.5	447.9			1.858.3	2.141.5	1.830.9	224.0	267.4	227.0
		44.1			93.5	18.7	156.3	271.6	206.6	18.6	33.1	25.2
TOTAL TONS	2008-09	662.7	357.3	434.5	447.9	93.5	18.7	2.014.6				
	2007-08	572.7		812.1	945.6	82.7			2.413.1			
	2006-07	52.3		952.9	825.7	206.6				2.037.5		
TOTAL TH.CASES	2008-09	81.6	39.7	53.0	54.6	11.4	2.3			242.6		
	2007-08	76.5		99.0	114.9	10.1					300.6	
	2006-07	10.3		116.0	100.7	25.2						252.2

## Exports by Consignee

Season 2008/2009 (Tons)

CONSIGNEE	MKT	GRAPE	THOMPSON	FLAME SDL	R. GLOBE	SUGRAONE	NOT DEF	CRIMSON	BLACK SDL	TOTAL
Krijgsman Fruittrading	EUR	662.7	632.4			20.5		9.9		662.7
Morrison Super Markets	EUR	357.3	319.6			16.7		20.9		357.3
Sun Fresh International L.L.C.	NAM	324.3		324.3						324.3
The Oppenheimer Group	NAM	314.1	7.1	307.0						314.1
Others		356.2	38.6	132.3	112.2	15.7	31.5		26.0	356.2

Elqui, Asesoría Agronómica

Phone: 56 (51) 328893

Fax: 56 (51) 315769

e-mail: admin@agrelqui.cl

Contact: Susana Acuña

[www.agrelqui.cl](http://www.agrelqui.cl)

RUT: 78472260-0

Casilla 547

La Serena



## Exports by Destination Market

Season 2008/2009 (Tons)

PRODUCE	NORTH AMERIC	EUROPE	TOTAL TONS			TOTAL TH.CASES		
			2008-09	2007-08	2006-07	2008-09	2007-08	2006-07
TABLE GRAPES	1.695.3	302.7	1.997.9	2.011.2	2.299.2	269.4	280.2	317.7
FIGS					2.5			1.2
FLAME SDL GRAPE	1.052.2		1.052.2	991.1	1.045.4	128.3	120.9	127.5
SUGRAONE GRAPE	278.5	19.9	298.4	279.6	235.7	37.9	35.0	31.6
R. GLOBE GRAPE	177.6		177.6	202.7	322.8	21.8	29.2	44.2
THOMPSON GRAPE	150.2	18.9	169.1	93.6	308.0	22.5	12.0	41.9
MUSC ROS GRAPE		127.9	127.9	283.6	130.6	25.7	50.6	26.1
RIBIER GRAPE		62.7	62.7	95.9	79.7	13.9	20.5	17.3
NOT DEF GRAPE		38.6	38.6	55.6	64.5	7.7	10.9	11.8
CHARTERS	1.695.3	244.2	1.939.5	1.945.6	2.216.4	257.7	267.3	300.1
AIR FREIGHT		38.6	38.6	55.6	39.0	7.7	10.9	8.5
LINERS		19.9	19.9	10.0	46.4	4.0	2.0	10.3
TOTAL TONS	2008-09	1.695.3	302.7	1.997.9				
	2007-08	1.549.8	461.4		2.011.2			
	2006-07	1.867.3	434.4		2.301.7			
TOTAL TH.CASES	2008-09	206.8	62.5			269.4		
	2007-08	187.8	92.4				280.2	
	2006-07	227.7	91.2					318.9

## Exports by Consignee

Season 2008/2009 (Tons)

CONSIGNEE	MKT	GRAPE	FLAME SDL	SUGRAONE	R. GLOBE	THOMPSON	MUSC ROS	RIBIER	NOT DEF	BLACK SDL	BTY. SDL	TOTAL
D & F Produce, Inc.	NAM	1.695.3	1.052.2	278.5	177.6	150.2				36.8		1.695.3
Georges Helfer S.A.	EUR	249.4					127.9	48.2	38.6		34.7	249.4
FD Fruit B.V.	EUR	38.8		19.9		18.9						38.8
Elqui Imports S.A.	EUR	14.5						14.5				14.5

RUT: 76054960-6  
 Llewellyn Jones 1609 Of. 601  
 Providencia, Santiago

## Exports by Destination Market

Season 2008/2009 (Tons)

PRODUCE	LATIN	TOTAL TONS		TOTAL TH.CASES	
		2008-09	2006-07	2008-09	2006-07
APPLES	1,366.0	1,366.0	161.3	70.8	8.4
PEARS	391.7	391.7		21.8	
TABLE GRAPES	107.3	107.3		13.1	
KIWIFRUIT	48.0	48.0		4.8	
PLUMS	34.6	34.6		3.8	
R. STARK. APPLE	533.0	533.0		27.6	
RICH. D. APPLE	346.4	346.4	89.4	17.8	4.6
PACKHAMS PEAR	332.9	332.9		18.5	
RY. GALA APPLE	193.7	193.7	47.6	9.9	2.5
GRANNIES APPLE	187.1	187.1		9.8	
R. GLOBE GRAPE	88.6	88.6		10.8	
LINERS	1,975.0	1,975.0	161.3	117.3	8.4
TONS	2008-09	1,975.0			
	2006-07	161.3		161.3	
TH.CASES	2008-09	117.3		117.3	
	2006-07	8.4		8.4	

## Exports by Consignee

Season 2008/2009 (Tons)

CONSIGNEE	MKT	APPLE	PEAR	GRAPE	KIWIS	PLUM	R. STARK.	RICH. D.	PACKHAMS	RY. GALA	GRANNIES	TOTAL
Friofrífico Ordaz S.A. (Friosá)	LAT	1,229.3	391.7	107.3	48.0	34.6	496.7	277.2	332.9	193.7	167.6	1,838.3
To Order	LAT	136.7					36.3	69.2			19.6	136.7



FRESHEXPORT-CHILE

[www.freshexport.cl](http://www.freshexport.cl)

RUT: 76286340-5  
 Napoleón 3010 Of. 21  
 Las Condes, Santiago

Fresh Export Ltda.

Phone: 56 (2) 3341438  
 Fax: 56 (2) 3351477  
 e-mail: [csoazo@freshexport.cl](mailto:csoazo@freshexport.cl)  
 Contact: Cristian Soazo

## Exports by Destination Market

Season 2008/2009 (Tons)

PRODUCE	NORTH AMERICA		FAR	EUROPE	LATIN	TOTAL TONS			TOTAL TH.CASES		
	EAST	WEST	EAST		AMERIC	2008-09	2007-08	2006-07	2008-09	2007-08	2006-07
PLUMS	220.0	143.3	269.2	92.6	21.7	747.0	498.7	542.9	93.4	66.8	64.1
TABLE GRAPES	13.5	411.3	29.7			454.5	51.1	493.7	55.1	6.2	60.2
NECTARINES	147.1	167.5	90.9			405.4	404.8	619.1	54.9	49.1	75.6
PEACHES	45.5	89.3	0.7	55.2		190.7	356.2	267.6	33.2	50.3	34.1
CRIMSON GRAPE	13.5	411.3	10.0			434.8	3.9	9.4	52.7	0.5	1.2
B. AMBAR PLUM	167.3	123.6		18.5		309.4	211.7	146.4	41.6	29.4	18.0
ANGELENO PLUM	19.6	6.6	111.7	28.4	21.7	187.9	128.2	121.1	22.0	17.1	14.9
BING CHERRY	72.6	27.9	25.6	2.4		128.5	267.5	115.5	25.6	53.5	23.1
CHARTERS	474.9	762.9				1,237.9	1,100.7	1,348.1	169.4	154.4	175.3
LINERS		55.2	426.3	92.6		574.1	371.2	600.5	70.9	48.6	71.2
AIR FREIGHT	26.2	21.2	8.0	57.6		112.9	143.7	128.3	23.6	29.5	21.1
LAND FREIGHT					21.7	21.7			2.4		
TOTAL TONS	2008-09	501.1	839.3	434.2	150.2	21.7	1,946.6				
	2007-08	641.6	563.4	140.2	270.3		1,615.6				
	2006-07	521.5	857.1	562.4	135.8			2,076.9			
TOTAL TH.CASES	2008-09	71.3	112.7	52.6	27.4	2.4			266.4		
	2007-08	94.9	77.8	18.3	41.5				232.5		
	2006-07	75.2	109.3	65.7	17.4						267.6

## Exports by Consignee

Season 2008/2009 (Tons)

CONSIGNEE	MKT	PLUM	GRAPE	NECTARIN	PEACH	CHERRY	CRIMSON	B. AMBAR	ANGELENO	BING	ART. SNOW	TOTAL
Rio Vista Limitada	NAM	143.3	411.3	167.5	92.7	29.6	411.3	123.6	6.6	29.6	32.2	844.4
Kopke Jr.Inc., William H.	NAM	90.4		68.8	16.9	31.0		90.4		31.0		207.0
Demeter Fruit King Hk Ltd.	FAR	96.1	10.0	45.7		23.6	10.0		64.2	5.5	45.7	175.5
Andes River Marketing Services Corp.	NAM	76.9		51.5	8.1	13.2		76.9		10.7		149.8
Others		340.2	33.2	71.9	73.1	51.7	13.5	18.5	117.2	51.7	45.1	570.0

## Agrofruta Ltda.

Phone: 56 (2) 5827360  
 Fax: 56 (2) 5827399  
 e-mail: f.vial@agrofruta.cl  
 Contact: Francisco Vial

RUT: 77618380-6  
 Av. Apoquindo 3650  
 Las Condes, Santiago



### Exports by Destination Market

Season 2008/2009 (Tons)

PRODUCE	NORTH AMERICA		EUROPE			FAR	TOTAL TONS		TOTAL TH.CASES	
	EAST	WEST	CONT	RUS	UK	EAST	2008-09	2007-08	2008-09	2007-08
TABLE GRAPES	950.6	395.3	17.7			71.8	1,435.5	697.9	178.4	85.1
KIWIFRUIT			44.8	62.4	148.7	10.4	266.3		29.5	
APPLES				19.4		86.0	105.4		5.5	
PLUMCOTS						67.2	67.2		7.2	
PLUMS						48.0	48.0		4.8	
FLAME SDL GRAPE	450.2	180.1					630.2	124.6	78.3	15.2
THOMPSON GRAPE	208.2	141.8					350.0	212.8	43.0	26.0
HAYWARD KIWIS			44.8		148.7		193.5		22.2	
SUGRAONE GRAPE	99.4	34.6					134.0	74.8	16.5	9.1
R. GLOBE GRAPE	35.7		17.7			71.8	125.3	49.6	15.3	6.1
CHARTERS	878.3			95.6			973.9	662.5	112.8	80.8
LINERS	72.3	395.3	62.5		148.7	283.4	962.3	35.4	113.4	4.3
TONS	2008-09	950.6	395.3	62.5	95.6	148.7	283.4	1,936.2		
	2007-08	662.5					35.4	697.9		
TH.CASES	2008-09	114.7	52.8	6.6	8.1	17.8	26.2		226.2	
	2007-08	80.8					4.3			85.1

### Exports by Consignee

Season 2008/2009 (Tons)

CONSIGNEE	MKT	GRAPE	KIWIS	APPLE	PLUMCOT	PLUM	FLAME SDL	THOMPSON	HAYWARD	SUGRAONE	R. GLOBE	TOTAL
Fisher Capespan	NAM	683.6					353.1	213.8		49.0		683.6
Pro Fruit Marketing, Inc.	NAM	662.3					277.1	136.2		85.0	35.7	662.3
Jupiter Marketing Ltd.	EUR		148.7						148.7			148.7
Khaishen Trading Sdn Bhd	FAR					45.6	48.0					93.6
Others		89.5	117.6	105.4	21.6				44.8		89.5	348.0

## Hars & Hagebauer Ltda. (Chile)

Phone: 56 (2) 243 2802  
 Fax: 56 (2) 243 2785  
 e-mail: exportadora@harshagebauer.cl  
 Contact: Gonzalo Hernández

[www.harshagebauer.cl](http://www.harshagebauer.cl)

RUT: 59133940-0  
 Estoril 50, Oficina 720  
 Las Condes, Santiago



### Exports by Destination Market

Season 2008/2009 (Tons)

PRODUCE	EUROPE			NORTH AMERICA		FAR	LATIN	TOTAL TONS		TOTAL TH.CASES	
	CONT	RUS	UK	EAST	WEST	EAST	AMERIC	2008-09	2007-08	2008-09	2007-08
TABLE GRAPES	257.9	17.7	990.7	17.3	447.7	55.1	90.5	1,876.9	447.1	296.9	70.6
KIWIFRUIT						22.3		22.3		2.2	
CHERRIES			2.3			18.4		20.7		4.1	
PLUMS								81.6		9.0	
THOMPSON GRAPE	104.8	11.5	296.7		197.8		0.8	611.7	169.0	96.9	27.7
CRIMSON GRAPE	26.0		298.6		89.4		7.9	421.9	166.3	68.2	24.8
SUGRAONE GRAPE	99.1		247.0		21.9			367.9	7.1	61.4	1.3
FLAME SDL GRAPE			142.6		6.3			148.9	33.2	27.7	5.1
CHARTERS	75.1		449.8	17.3	447.7			990.0	359.7	150.2	56.7
LINERS	159.1	17.7	540.8			95.8	17.7	831.2	103.5	138.4	12.9
LAND FREIGHT							72.8	72.8	55.1	8.9	7.7
AIR FREIGHT	23.7		2.3					26.0	10.6	5.7	2.4
TONS	2008-09	257.9	17.7	992.9	17.3	447.7	95.8	90.5	1,919.9		
	2007-08	10.6		498.2				20.0	528.7		
TH.CASES	2008-09	54.0	2.2	165.0	2.1	56.2	12.6	11.0		303.2	
	2007-08	2.4		75.6				1.7			79.6

### Exports by Consignee

Season 2008/2009 (Tons)

CONSIGNEE	MKT	GRAPE	KIWIS	CHERRY	THOMPSON	CRIMSON	SUGRAONE	FLAME SDL	R. GLOBE	RUBY SDL	NOT DEF	TOTAL
Sun Fresh International L.L.C.	NAM	447.7			197.8	89.4	21.9	6.3	21.3	111.1		447.7
Primafruit	EUR	437.8			98.5	119.5	120.7	95.1	1.6			437.8
Keelings Group	EUR	286.8		0.6	98.1	120.3	46.6	21.9				287.5
Kölla Hamburg	EUR	168.6			80.1	25.6	62.3			0.6		168.6
Others		536.0	22.3	20.0	137.1	67.1	116.5	25.6	108.4	19.6	58.4	578.3

**Exports by Destination Market**

Season 2008/2009 (Tons)

PRODUCE	FAR EAST	EUROPE		NORTH AMERICA		MIDDLE EAST	LATIN AMERIC	TOTAL TONS			TOTAL TH.CASES		
		CONT	RUS	EAST	WEST	EAST	2008-09	2007-08	2006-07	2008-09	2007-08	2006-07	
TABLE GRAPES	966.0	373.9	66.1	251.1		39.4	19.7	1,716.1	1,236.3		225.8	152.2	
AVOCADOS		42.5			150.5			193.0	193.0		18.4	28.8	
WALNUTS									30.0	15.0		3.0	1.5
R. GLOBE GRAPE	888.2	206.5	61.4			39.4	19.7	1,215.1	685.4		148.7	83.6	
THOMPSON GRAPE	25.6	93.9	4.7	176.3				300.5	140.3		45.3	17.1	
HASS AVOCADO		42.5			150.5			193.0	193.0		18.4	28.8	
SUGRAONE GRAPE		18.0		40.9				59.0	158.5		9.0	19.3	
NOT DEF GRAPE	39.4	14.1						53.4	96.6		7.9	11.8	
RIBIER GRAPE		41.4						41.4	14.1		9.2	3.1	
FLAME SDL GRAPE				33.8				33.8	105.1		4.1	12.8	
LINERS	928.6	98.5			150.5	39.4	19.7	1,236.6	992.8	15.0	151.2	125.6	1.5
CHARTERS	37.4	317.9	66.1	251.1				672.5	466.5		92.9	58.3	
TOTAL TONS	2008-09	966.0	416.4	66.1	251.1	150.5	39.4	1,909.1					
	2007-08	645.8	509.9	54.2	145.6	86.0	17.7		1,459.3				
	2006-07		15.0							15.0			
TOTAL TH.CASES	2008-09	117.8	67.0	8.1	30.6	13.4	4.8	2.4			244.1		
	2007-08	78.8	71.0	6.6	17.8	7.7		2.2			183.9		
	2006-07		1.5									1.5	

**Exports by Consignee**

Season 2008/2009 (Tons)

CONSIGNEE	MKT	GRAPE	AVOCADO	R. GLOBE	THOMPSON	HASS	SUGRAONE	NOT DEF	RIBIER	FLAME SDL	AUT. RV.	TOTAL
Prizako Agency Sdn.	FAR	192.9		192.9								192.9
PT Indofresh Indonesia	FAR	155.0		155.0								155.0
4 Fruit Company B.V.	EUR	153.9		71.7	26.7			14.1	41.4			153.9
Calavo Growers Of California	NAM		150.5			150.5						150.5
Others		1,214.3	42.5	795.6	273.8	42.5	59.0	39.4		33.8	12.8	1,256.8

**Exports by Destination Market**

Season 2008/2009 (Tons)

PRODUCE	NORTH AMERICA		EUROPE		TOTAL TONS			TOTAL TH.CASES		
	EAST	WEST	CONT	UK	2008-09	2007-08	2006-07	2008-09	2007-08	2006-07
CLEMENTINES	1,181.4	36.8	42.0	63.0	1,323.2	965.9	809.2	262.2	242.0	305.0
MANDARINES	340.4	42.0			382.4	60.2	56.2	74.9	23.3	20.2
AVOCADOS	86.0	21.5			107.5	236.5	494.6	9.6	21.1	44.2
ORANGES	21.6		63.0		84.6	110.3	42.0	5.6	7.0	2.8
CLEMENUL. CLEMENT	1,181.4	36.8	42.0	63.0	1,323.2	928.0	809.2	262.2	228.6	305.0
NOT DEF MAND.	172.5	42.0			214.5			32.6		
FORTUNE MAND.	167.8				167.8	60.2	56.2	42.3	23.3	20.2
HASS AVOCADO	86.0	21.5			107.5	236.5	494.6	9.6	21.1	44.2
LANE LATE ORANGE	21.6		63.0		84.6	101.1	35.7	5.6	6.4	2.4
NOT DEF CLEMENT						37.8			13.4	
PAR. WASH. ORANGE						9.3			0.6	
LINERS	1,629.4	100.3	105.0	63.0	1,897.7	1,372.9	1,402.0	352.3	293.5	372.1
TOTAL TONS	2008-09	1,629.4	100.3	105.0	63.0	1,897.7				
	2007-08	1,068.2	110.4	148.5	21.0		1,372.9			
	2006-07	1,297.0		105.0				1,402.0		
TOTAL TH.CASES	2008-09	320.4	20.7	7.0	4.2			352.3		
	2007-08	232.9	48.0	9.8	1.4				293.5	
	2006-07	365.1		7.0						372.1

**Exports by Consignee**

Season 2008/2009 (Tons)

CONSIGNEE	MKT	CLEMENT	MAND.	AVOCADO	ORANGE	CLEMENUL.	NOT DEF	FORTUNE	HASS	LANE LATE	TOTAL
LGS Specialty Sales Ltd	NAM	1,069.1	317.5	64.5	21.6	1,069.1	193.5	124.0	64.5	21.6	1,472.8
Fresh Fruit Connections Inc.	NAM	149.0	43.8			149.0		43.8			192.9
Chingford Fruit Limited	EUR	63.0				63.0					63.0
Bollo Internat. Fruits S.L	EUR	42.0			21.0	42.0				21.0	63.0
Others			21.0	43.0	42.0		21.0		43.0	42.0	106.0

Rosales Hnos y Cia Ltda Sc. Ag. [www.rosales.cl](http://www.rosales.cl)  
 Phone: 56 (51) 241511/242243 RUT: 81979800-1  
 Fax: 56 (51) 241519 Parcela N°1  
 e-mail: [agrosales@rosales.cl](mailto:agrosales@rosales.cl) San Ramón, Coquimbo  
 Contact: Francisco Vergara



## Exports by Destination Market

Season 2008/2009 (Tons)

PRODUCE	NORTH AMERICA		FAR	TOTAL TONS			TOTAL TH.CASES		
	EAST	WEST	EAST	2008-09	2007-08	2006-07	2008-09	2007-08	2006-07
LEMONS	618.9	543.0	665.0	1.827.0	1.534.7	2.343.2	106.2	89.2	136.3
CHERIMOYAS	5.6	54.8		60.4	41.0	106.6	13.4	9.1	23.7
EUREKA LEMON	618.9	518.3	641.5	1.778.7	1.485.5	1.799.8	103.4	86.4	104.7
C. LISA CHERYM	5.6	54.8		60.4	41.0	97.3	13.4	9.1	21.6
GENOVA LEMON		24.8		24.8		396.0	1.4		23.0
NOT DEF LEMON			23.5	23.5	49.2	147.3	1.4	2.9	8.6
NOT DEF CHERYM						9.4			2.1
LINERS	618.9	543.0	665.0	1.827.0	1.534.7	2.333.0	106.2	89.2	137.4
AIR FREIGHT CHARTERS	5.6	54.8		60.4	41.0	96.1	13.4	9.1	21.4
						20.6			1.3
TOTAL TONS	2008-09	624.5	597.9	665.0	1.887.4				
	2007-08	500.9	307.2	767.5		1.575.7			
	2006-07	836.4	780.5	832.9			2.449.8		
TOTAL TH.CASES	2008-09	37.2	43.8	38.7			119.6		
	2007-08	30.1	23.6	44.6				98.3	
	2006-07	53.1	58.5	48.4					160.0

## Exports by Consignee

Season 2008/2009 (Tons)

CONSIGNEE	MKT	LEMON	CHERYM	EUREKA	C. LISA	GENOVA	NOT DEF	TOTAL
Fru-Veg Marketing, Inc.	NAM	618.9		618.9				618.9
Union Co., Ltd.	FAR	615.5		592.0			23.5	615.5
Rio Vista Limitada	NAM	222.6	39.4	222.6	39.4			262.0
Giumarra Bros Fruit Co., Inc.	NAM	148.6	15.0	148.6	15.0			163.6
Others		221.4	6.1	196.6	6.1	24.8		227.4

## Moncuri SA Inversiones

Phone: 56 (2) 2072071 RUT: 96525040-9  
 Fax: 56 (2) 2072072 Napoleón 3665, Piso 1  
 e-mail: [moncuri.stgo@entelchile.net](mailto:moncuri.stgo@entelchile.net) Las Condes, Santiago  
 Contact: Elisa García



## Exports by Destination Market

Season 2008/2009 (Tons)

PRODUCE	NORTH AMERICA		TOTAL TONS			TOTAL TH.CASES		
	EAST	WEST	2008-09	2007-08	2006-07	2008-09	2007-08	2006-07
TABLE GRAPES	1.590.3	294.7	1.885.0	1.661.8	1.056.5	253.5	225.9	143.2
THOMPSON GRAPE	1.513.8	294.7	1.808.5	1.615.4	1.036.0	244.1	220.2	140.7
FLAME SDL GRAPE	76.5		76.5	46.4	20.5	9.4	5.7	2.5
CHARTERS	1.590.3	294.7	1.885.0	1.661.8	1.056.5	253.5	225.9	143.2
TOTAL TONS	2008-09	1.590.3	294.7	1.885.0				
	2007-08	1.291.8	370.0	1.661.8				
	2006-07	720.1	336.4		1.056.5			
TOTAL TH.CASES	2008-09	213.4	40.1			253.5		
	2007-08	175.2	50.7				225.9	
	2006-07	97.2	46.1					143.2

## Exports by Consignee

Season 2008/2009 (Tons)

CONSIGNEE	MKT	GRAPE	THOMPSON	FLAME SDL	TOTAL
The Oppenheimer Group	NAM	1.885.0	1.808.5	76.5	1.885.0



RUT: 88235200-5  
Fundo el Bolder Cantara S/N  
Malloa

El Bolder, Agrícola Ltda  
Phone: 56 (72) 688043  
Fax: 56 (72) 688036  
e-mail: fundoelbolder@yahoo.com  
Contact: Lucia Covarrubias/ Lucia Reginato

## Exports by Destination Market

Season 2008/2009 (Tons)

PRODUCE	LATIN AMERIC	TOTAL TONS			TOTAL TH.CASES		
		2008-09	2007-08	2006-07	2008-09	2007-08	2006-07
APPLES	1,875.6	1,875.6	1,603.6	2,380.7	80.7	69.9	104.3
RED CHIEF	1,073.8	1,073.8	1,110.7	1,693.1	45.9	47.7	73.3
RY. GALA	628.5	628.5	219.4	378.6	27.0	9.4	16.7
GRANNIES	113.3	113.3	148.1	130.4	4.9	6.8	5.7
FUJI	44.1	44.1	105.9	157.1	2.2	5.0	7.5
RICH. D.	16.0	16.0	19.4		0.7	1.0	
SCARLETT				21.6			1.1
LAND FREIGHT	1,875.6	1,875.6	1,603.6	2,380.7	80.7	69.9	104.3
TOTAL TONS	2008-09	1,875.6	1,875.6				
	2007-08	1,603.6	1,603.6				
	2006-07	2,380.7		2,380.7			
TOTAL TH.CASES	2008-09	80.7			80.7		
	2007-08	69.9				69.9	
	2006-07	104.3					104.3

## Exports by Consignee

Season 2008/2009 (Tons)

CONSIGNEE	MKT	APPLE	RED CHIEF	RY. GALA	GRANNIES	FUJI	RICH. D.	TOTAL
Teodora Condori	LAT	689.8	410.1	227.5	39.7	3.9	8.6	689.8
Elias Machaca	LAT	380.0	245.8	103.7	23.2		7.4	380.0
Irineo Villalobos	LAT	263.3	151.6	95.8	14.9	1.0		263.3
Inés Gómez Chávez	LAT	231.3	79.4	100.9	12.7	38.2		231.3
Others		311.3	186.9	100.6	22.8	1.0		311.3

RUT: 76007268-0

Nicofrut S.A.  
Phone: 72 - 552175  
e-mail: jvercellino@nicofrut.com  
Contact: Juan Pedro Vercellino

## Exports by Destination Market

Season 2008/2009 (Tons)

PRODUCE	LATIN AMERIC	TOTAL TONS		TOTAL TH.CASES		
		2008-09	2007-08	2008-09	2007-08	
APPLES	1,377.9	1,377.9	301.4	72.2	15.9	
TABLE GRAPES	308.9	308.9		38.5		
PEARS	82.9	82.9	110.7	4.6	6.1	
PLUMS	38.5	38.5		4.3		
KIWIFRUIT	22.9	22.9		2.3		
RY. GALA	APPLE	717.4	717.4	54.3	37.6	2.7
GRANNIES	APPLE	300.6	300.6	133.0	15.8	7.1
RED CHIEF	APPLE	171.4	171.4	57.1	9.0	3.1
R. GLOBE	GRAPE	161.9	161.9		19.7	
BROOKFLD	APPLE	125.3	125.3		6.6	
LINERS		1,498.0	1,498.0	299.3	91.8	16.1
LAND FREIGHT		359.3	359.3	112.7	32.9	5.9
TONS	2008-09	1,857.4	1,857.4			
	2007-08	412.0	412.0			
TH.CASES	2008-09	124.7			124.7	
	2007-08	22.0			22.0	

## Exports by Consignee

Season 2008/2009 (Tons)

CONSIGNEE	MKT	APPLE	GRAPE	PEAR	PLUM	KIWIS	RY. GALA	GRANNIES	RED CHIEF	R. GLOBE	BROOKFLD	TOTAL
Importfrut Ltda.	LAT	426.6		23.0			193.4	97.8	39.4		83.4	449.7
Frutera del Litoral Cia. Ltda.	LAT	372.1					317.3		48.0			372.1
Imp. de Frutas La Violetera Ltda.	LAT	157.6	157.5		21.4	22.9		135.0		17.3		359.3
Supertienda Y Droguería Olimpi	LAT	233.9	22.9	36.9	6.4		79.5	48.0	64.5	21.3	41.9	316.3
Others		187.7	128.5	23.0	10.7		127.2	19.7	19.5	123.3		360.0

Sof South Organic Fruit S.A

Phone: 56 (42) 261081

Fax: 56 (42) 261081

e-mail: reginaserrano@sofsachile.com

Contact: Regina Serrano Gallegos

www.sofsachile.com

RUT: 99588390-2

Avenida O'Higgins 3830

Chillán Viejo, Chillán



## Exports by Destination Market

Season 2008/2009 (Tons)

PRODUCE	EUROPE		NORTH AMERICA		TOTAL TONS			TOTAL TH.CASES		
	CONT	UK	EAST	WEST	2008-09	2007-08	2006-07	2008-09	2007-08	2006-07
APPLES	619.8	532.0	338.1	253.1	1,743.0	2,514.7	2,999.4	95.7	138.2	164.5
BLUEBERRIES			45.1		45.1	55.1	29.6	22.8	36.8	19.7
RY. GALA APPLE	534.2	467.0	141.5	85.6	1,228.4	234.8	37.7	67.5	12.9	2.1
NOT DEF APPLE		43.5	104.6	104.7	252.8	1,880.4	85.2	13.9	103.3	4.7
FUJI APPLE	85.6	21.4	60.9	62.8	230.7	334.6	452.2	12.7	18.4	24.8
NOT DEF BLUEB			37.8		37.8	55.1	22.5	18.0	36.8	15.0
GRANNIES APPLE			31.1		31.1	65.0	94.1	1.7	3.6	5.2
HIGHBUSH BLUEB			7.3		7.3		7.1	4.8		4.7
LINERS	619.8	532.0	375.9	210.3	1,738.0	1,976.8	1,233.0	111.4	135.8	67.7
CHARTERS				42.8	42.8	550.2	1,788.8	2.4	36.8	111.8
AIR FREIGHT			7.3		7.3		7.1	4.8		4.7
LAND FREIGHT						42.8			2.4	
TOTAL TONS	2008-09	619.8	532.0	383.2	253.1	1,788.1				
	2007-08	752.9	803.9	448.0	565.0		2,569.9			
	2006-07	770.3	998.5	383.3	876.8			3,028.9		
TOTAL TH.CASES	2008-09	34.1	29.2	41.4	13.9			118.5		
	2007-08	41.4	44.2	38.4	51.0				174.9	
	2006-07	42.3	54.7	21.0	66.1					184.2

## Exports by Consignee

Season 2008/2009 (Tons)

CONSIGNEE	MKT	APPLE	BLUEB	RY. GALA	NOT DEF	FUJI	NOT DEF	GRANNIES	HIGHBUSH	TOTAL
Eosta B.V.	EUR	619.8		534.2		85.6				619.8
Preva Produce Ltda.	EUR	532.0		467.0	43.5	21.4				532.0
Pacific Organic Produce	NAM	358.5		85.6	147.0	98.9		27.0		358.5
Fru-Veg Marketing, Inc.	NAM	232.8	45.1	141.5	62.3	24.8	37.8	4.1	7.3	277.8

Puelche S.A

RUT: 76017371-1



## Exports by Destination Market

Season 2008/2009 (Tons)

PRODUCE	LATIN	TOTAL TONS		TOTAL TH.CASES	
	AMERIC	2008-09	2007-08	2008-09	2007-08
APPLES	1,322.7	1,322.7	113.8	66.2	5.7
PEARS	224.7	224.7	26.5	13.0	1.5
PLUMS	179.3	179.3		12.6	
NECTARINES	22.6	22.6		1.5	
CHERRIES	15.5	15.5		1.0	
RY. GALA APPLE	587.9	587.9	18.7	29.4	0.9
SCARLETT APPLE	396.3	396.3	85.0	19.8	4.3
PACKHAMS PEAR	209.5	209.5	26.5	12.1	1.5
RED CHIEF APPLE	168.1	168.1		8.4	
GRANNIES APPLE	86.3	86.3	4.7	4.3	0.2
FORTUNE PLUM	63.4	63.4		4.3	
LAND FREIGHT	1,785.1	1,785.1	140.3	95.8	7.2
TONS	2008-09	1,785.1	1,785.1		
	2007-08	140.3	140.3		
TH.CASES	2008-09	95.8		95.8	
	2007-08	7.2			7.2

## Exports by Consignee

Season 2008/2009 (Tons)

CONSIGNEE	MKT	APPLE	PEAR	PLUM	NECTARIN	CHERRY	RY. GALA	SCARLETT	PACKHAMS	RED CHIEF	GRANNIES	TOTAL
Leonel Rafael Geronimo	LAT	512.1	55.1				261.4	216.0	55.1		27.6	567.2
Richard Jacobo J.	LAT	246.2	91.5	102.4	14.1	12.6	57.6	98.8	85.7	2.0	20.6	477.1
Comercial Lukale E.I.R.L.	LAT	288.1	18.1				148.8	25.1	16.9	97.6	16.7	306.2
To Order	LAT	174.5	17.3	20.0	5.6	2.9	91.4	13.3	13.3	55.2	12.7	230.4
Others		101.8	42.8	56.9	2.9		28.7	43.2	38.5	13.3	8.7	204.3



RUT: 89989100-7  
Tocornal 3060  
Santa Maria, San Felipe

Frío Tocornal Ltda, Soc. Agr. (Agrofruta Tocornal)  
Phone: 56 (34) 582383  
Fax: 56 (34) 343436  
e-mail: comercial@agrofruta-tocornal.cl  
Contact: Ricardo Reinoso Muñoz

## Exports by Destination Market

Season 2008/2009 (Tons)

PRODUCE	EUROPE	NORTH AMERICA		FAR	TOTAL TONS			TOTAL TH.CASES		
		EAST	WEST	EAST	2008-09	2007-08	2006-07	2008-09	2007-08	2006-07
TABLE GRAPES	706.6	655.3	15.7	327.8	1,705.5	1,858.8	1,628.3	213.0	225.9	197.4
R. GLOBE GRAPE	284.2	5.3		249.9	539.4	637.4	529.2	65.8	77.7	63.1
THOMPSON GRAPE	211.6	100.1		36.5	348.1	338.3	356.3	42.7	40.5	43.5
FLAME SDL GRAPE	18.7	262.1	15.7		296.6	368.0	220.7	36.2	44.9	27.1
PERLON GRAPE	22.1	121.3		35.4	178.9	54.8	1.3	21.9	6.7	0.2
SUGRAONE GRAPE	129.8	40.7			170.5	232.1	164.2	25.5	28.3	20.1
AUT. RY. GRAPE	13.7	46.9			60.6	65.9	17.0	7.4	8.0	2.1
CRIMSON GRAPE	26.6	25.7		5.9	58.2	52.3	75.8	7.1	6.4	9.3
NOT DEF GRAPE		53.1			53.1	20.1		6.5	2.4	
QU. RED GRAPE						58.6	152.4		7.1	18.6
CHARTERS	495.3	619.9	15.7		1,130.9	1,730.9	1,301.4	142.9	210.3	157.8
LINERS	211.4	35.4		327.8	574.6	127.9	326.8	70.1	15.6	39.6
TOTAL TONS	2008-09	706.6	655.3	15.7	327.8	1,705.5				
	2007-08	1,362.9	151.5	344.4			1,858.8			
	2006-07	781.9	470.3	140.3	215.3			1,628.3		
TOTAL TH.CASES	2008-09	91.2	79.9	1.9	40.0			213.0		
	2007-08	165.5	18.5	42.0					225.9	
	2006-07	94.1	57.6	17.1	26.3					197.4

## Exports by Consignee

Season 2008/2009 (Tons)

CONSIGNEE	MKT	GRAPE	R. GLOBE	THOMPSON	FLAME SDL	PERLON	SUGRAONE	AUT. RY.	CRIMSON	NOT DEF	TOTAL
To Order	EUR	346.0	205.5	40.7	18.7	22.1	18.7	13.7	26.6		346.0
Dole Fresh Fruit Co.	NAM	336.5	5.3	23.9	138.2	73.5	8.9	43.4	25.7	17.7	336.5
Pacific Trellis Fruit	NAM	334.6		76.2	139.7	47.8	31.9	3.5		35.4	334.6
Cobana Fruchtring GmbH & Co	EUR	165.8		82.3			83.6				165.8
Others		522.6	328.7	125.1		35.4	27.6		5.9		522.6



www.agral.cl  
RUT: 85791300-0  
Antonio Bellet 347  
Providencia, Santiago

Agro Alimentos Ltda. (Agral)  
Phone: 56 (2) 2358333  
Fax: 56 (2) 2361517  
e-mail: agral@agral.cl  
Contact: Juan Eduardo Vogt

## Exports by Destination Market

Season 2008/2009 (Tons)

PRODUCE	EUROPE	NORTH AMERIC	TOTAL TONS			TOTAL TH.CASES		
			2008-09	2007-08	2006-07	2008-09	2007-08	2006-07
TABLE GRAPES	1,679.2	15.7	1,695.0	2,050.0	2,238.4	318.5	331.1	387.8
AVOCADOS					234.8			21.0
THOMPSON GRAPE	1,052.9	15.7	1,068.6	910.0	1,170.6	230.6	165.2	229.7
R. GLOBE GRAPE	579.4		579.4	705.6	668.1	78.6	89.7	86.9
FLAME SDL GRAPE	46.9		46.9	201.6	167.7	9.3	24.6	20.8
RIBIER GRAPE				215.3	204.5		47.8	45.4
NOT DEF GRAPE				17.6	27.6		3.9	4.9
HASS AVOCADO					234.8			21.0
CHARTERS	1,644.6	15.7	1,660.3	2,037.4	2,155.9	314.3	328.3	366.0
LINERS	34.6		34.6	12.6	317.3	4.2	2.8	42.7
TOTAL TONS	2008-09	1,679.2	15.7	1,695.0				
	2007-08	1,848.4	201.6		2,050.0			
	2006-07	2,030.6	442.6			2,473.2		
TOTAL TH.CASES	2008-09	316.6	1.9			318.5		
	2007-08	306.5	24.6				331.1	
	2006-07	362.1	46.7					408.8

## Exports by Consignee

Season 2008/2009 (Tons)

CONSIGNEE	MKT	GRAPE	THOMPSON	R. GLOBE	FLAME SDL	TOTAL
Merimex Fruchthandel GmbH	EUR	963.3	524.6	416.1	22.5	963.3
De Groot International B.V.	EUR	716.0	528.3	163.3	24.4	716.0
Andes River Marketing Services Corp.	NAM	15.7	15.7			15.7

Proexport Ltda, Exportadora  
 Phone: 56 (53)433042  
 Fax: 56 (53)433431  
 e-mail: gehring.lepe@exportadoraproexport.cl  
 Contact: Gehring Lepe

[www.exportadoraproexport.cl](http://www.exportadoraproexport.cl)  
 RUT: 76399360-4  
 Vicuña Mackenna 448 Of 432  
 Ovalle



## Exports by Destination Market

Season 2008/2009 (Tons)

PRODUCE	FAR EAST	NORTH AMERIC	EUROPE	LATIN AMERIC	TOTAL TONS			TOTAL TH.CASES		
					2008-09	2007-08	2006-07	2008-09	2007-08	2006-07
TABLE GRAPES	1.172.5		167.4	74.8	1.414.8	3.118.7	287.8	172.4	383.5	35.1
AVOCADOS		279.6			279.6	98.6		25.0	8.8	
CLEMENTINES						44.8			4.5	
R. GLOBE GRAPE	470.2		140.7	74.8	685.7	1.670.3	93.9	83.5	203.7	11.4
CRIMSON GRAPE	516.9				516.9	699.9	129.5	63.0	88.6	15.8
HASS AVOCADO		279.6			279.6	98.6		25.0	8.8	
AUT. RY. GRAPE	85.1		22.6		107.7	251.6	46.7	13.1	30.7	5.7
NOT DEF GRAPE	82.3				82.3	110.7		10.0	13.5	
BLACK SDL GRAPE	18.1		4.2		22.2			2.7		
LINERS	1.135.1	279.6		74.8	1.489.5	2.444.3	270.1	172.5	297.1	32.9
CHARTERS	37.4		167.4		204.8	758.0	17.7	24.9	92.4	2.2
LAND FREIGHT						59.8			7.3	
<b>TOTAL TONS</b>	<b>2008-09</b>	<b>1.172.5</b>	<b>279.6</b>	<b>167.4</b>	<b>74.8</b>	<b>1.694.3</b>				
	2007-08	2.078.5	620.3	426.7	136.5		3.262.1			
	2006-07	270.1	17.7					287.8		
<b>TOTAL TH.CASES</b>	<b>2008-09</b>	<b>143.0</b>	<b>25.0</b>	<b>20.3</b>	<b>9.1</b>			<b>197.4</b>		
	2007-08	256.7	71.4	52.0	16.7				396.8	
	2006-07	32.9	2.2							35.1

## Exports by Consignee

Season 2008/2009 (Tons)

CONSIGNEE	MKT	GRAPE	AVOCADO	R. GLOBE	CRIMSON	HASS	AUT. RY.	NOT DEF	BLACK SDL	TOTAL
KPC Inc.	FAR	635.7		67.3	493.6			74.8		635.7
Calavo Growers Of California	NAM		279.6			279.6				279.6
Brimland Enterprises Corp.	FAR	167.6		130.9			18.7		18.1	167.6
PYH Perng Trading Co., Ltd.	FAR	130.9		129.9			0.9			130.9
Others		480.6		357.6	23.4		88.0	7.5	4.2	480.6

## Easter Island S.A

Phone: 56 (2) 5840718  
 Fax: 56 (2) 331 2634  
 e-mail: easterisland@easterislandfruit.cl  
 Contact: Lydia Avalos

RUT: 99576480-6  
 Paris 824  
 Santiago



## Exports by Destination Market

Season 2008/2009 (Tons)

PRODUCE	NORTH AMERICA		FAR EAST	EUROPE		LATIN AMERIC	TOTAL TONS			TOTAL TH.CASES		
	EAST	WEST		CONT	UK		2008-09	2007-08	2006-07	2008-09	2007-08	2006-07
TABLE GRAPES		764.5	220.1	155.7	25.9	32.5	1.198.7	823.0	1.035.3	172.5	115.6	141.6
AVOCADOS		387.0					387.0	193.5		34.5	17.3	
BLUEBERRIES	45.6	4.6					50.2	33.9	39.2	29.2	22.6	24.9
KIWIFRUIT	48.0						48.0	107.1	146.4	4.8	10.7	14.6
THOMPSON GRAPE		425.6		155.7			581.3	294.5	322.0	89.5	43.2	47.0
CRIMSON GRAPE		339.0	37.3		25.9		402.2	331.2	316.0	54.5	46.7	46.1
HASS AVOCADO		387.0					387.0	193.5		34.5	17.3	
CALMERIA GRAPE			145.4			23.7	169.1	103.6	53.1	22.8	12.6	6.5
HIGHBUSH BLUEB	45.6	4.6					50.2	33.9	39.2	29.2	22.6	24.9
LINERS	60.0	634.2	201.4	70.4		32.5	998.4	535.1	237.1	124.9	60.5	28.5
CHARTERS	13.1	522.0	18.7	85.3	25.9		665.1	599.7	959.2	102.4	90.6	136.3
AIR FREIGHT	20.5						20.5	22.7	24.6	13.6	15.1	16.4
<b>TOTAL TONS</b>	<b>2008-09</b>	<b>93.6</b>	<b>1.156.2</b>	<b>220.1</b>	<b>155.7</b>	<b>25.9</b>	<b>32.5</b>	<b>1.684.0</b>				
	2007-08	135.3	763.0	142.1	54.2	62.9			1.157.5			
	2006-07	307.2	489.4	237.9	120.0	66.4				1.220.9		
<b>TOTAL TH.CASES</b>	<b>2008-09</b>	<b>31.7</b>	<b>135.9</b>	<b>28.7</b>	<b>34.6</b>	<b>5.8</b>	<b>4.3</b>			<b>241.0</b>		
	2007-08	29.5	93.2	17.5	12.2	13.8					166.2	
	2006-07	55.1	62.7	29.0	19.6	14.8						181.2

## Exports by Consignee

Season 2008/2009 (Tons)

CONSIGNEE	MKT	GRAPE	AVOCADO	BLUEB	KIWIS	THOMPSON	CRIMSON	HASS	CALMERIA	HIGHBUSH	HAYWARD	TOTAL
SAFCO of America LLC	NAM	764.5		3.4		425.6	339.0				3.4	767.9
Fresh-Connection Fruchtimport GmbH	EUR	155.7				155.7						155.7
To Order	NAM		150.9					150.9				150.9
Global Trading Co.,Ltd	FAR	145.4							145.4			145.4
Others		133.1	236.2	46.9	48.0		63.3	236.2	23.7	46.9	48.0	464.1

## Exports by Destination Market

Season 2008/2009 (Tons)

PRODUCE	LATIN	TONS	TH.CAS
	AMERIC	2008-09	2008-09
TABLE GRAPES	1.674.1	1.674.1	159.6
R. GLOBE GRAPE	816.8	816.8	80.2
THOMPSON GRAPE	689.2	689.2	63.1
CRIMSON GRAPE	60.4	60.4	5.6
SUGRAONE GRAPE	34.2	34.2	3.1
SUPERIOR GRAPE	30.0	30.0	3.0
AUT. RY. GRAPE	25.9	25.9	2.4
NOT DEF GRAPE	17.7	17.7	2.2
LAND FREIGHT	1.639.2	1.639.2	155.4
LINERS	34.9	34.9	4.3
TONS	2008-09	1.674.1	1.674.1
TH.CASES	2008-09	159.6	159.6

## Exports by Consignee

Season 2008/2009 (Tons)

CONSIGNEE	MKT	GRAPE	R. GLOBE	THOMPSON	CRIMSON	SUGRAONE	SUPERIOR	AUT. RY.	NOT DEF	TOTAL
Jorge Deyvid Scott A.	LAT	1.201.9	729.7	388.6	60.4			23.3		1.201.9
Scott Alvarez Jorg	LAT	370.2	75.8	261.1		17.6	15.6			370.2
Inés Gómez Chávez	LAT	45.2		28.7		16.6				45.2
Segundo Misael Viera Viera	LAT	34.9	11.3	3.3				2.6	17.7	34.9
To Order	LAT	21.9		7.4			14.4			21.9



RUT: 85716300-1  
Camino El Oliveto 3500, Santa Ana  
Talagante, Santiago

Andina Exportadora S.A.

Phone: 56 (2) 7901100

Fax: 56 (2) 8559033

e-mail: marketing@andinaexportadora.cl

Contact: Andrés Valdivia

## Exports by Destination Market

Season 2008/2009 (Tons)

PRODUCE	NORTH AMERIC	LATIN AMERIC	EUROPE	FAR EAST	TOTAL TONS			TOTAL TH.CASES		
					2008-09	2007-08	2006-07	2008-09	2007-08	2006-07
TABLE GRAPES	644.0	333.2	229.1	88.6	1.294.9	1.668.8	1.737.7	180.2	221.1	228.7
PLUMS	52.4	70.7	121.4		244.5	237.7	623.0	38.5	34.1	81.2
PEACHES	33.9	18.1	4.5	0.4	56.8	51.4	81.2	7.5	6.3	9.9
NECTARINES	18.2	20.1	2.5	0.4	41.2	61.6	86.9	5.2	7.3	9.7
THOMPSON GRAPE	193.0	155.0		9.7	357.7	517.3	355.5	43.6	63.1	46.0
R. GLOBE GRAPE	67.7	94.3	25.3	78.8	266.1	438.9	719.0	35.0	54.1	87.6
CRIMSON GRAPE	174.6	15.0			189.5	184.5	319.9	23.1	22.5	39.0
FLAME SDL GRAPE	159.8				159.8	230.6	113.0	19.5	28.1	13.8
CHARTERS	748.4		140.0		888.4	1.197.4	1.104.9	121.1	154.4	157.1
LINERS		442.1	188.9	88.6	719.6	736.0	1.555.4	103.6	92.9	172.7
AIR FREIGHT			34.3	1.4	35.7	36.5	68.5	8.3	7.7	13.5
LAND FREIGHT						88.8	43.2		19.2	9.6
TOTAL TONS	2008-09	748.4	442.1	363.2	90.0	1.643.7				
	2007-08	1.105.9	486.0	270.9	196.0		2.058.8			
	2006-07	867.5	989.6	332.5	582.4		2.772.0			
TOTAL TH.CASES	2008-09	92.5	52.7	76.6	11.0			232.9		
	2007-08	135.4	56.5	58.3	24.0				274.2	
	2006-07	107.7	107.6	70.2	67.3					352.8

## Exports by Consignee

Season 2008/2009 (Tons)

CONSIGNEE	MKT	GRAPE	PLUM	PEACH	NECTARIN	CHERRY	THOMPSON	R. GLOBE	CRIMSON	FLAME SDL	RIBIER	TOTAL
Dole Fresh Fruit Co.	NAM	385.6	44.0	33.9	18.2		156.0	36.2	59.5	95.3		481.6
Fruttital Distribuzione S.R.L.	EUR	213.7	106.0	4.5	2.5	3.6		25.3			93.5	331.6
Jac Vandenberg, Inc.	NAM	258.3	8.4				37.0	31.5	115.1	64.6		266.7
Productos Tito S.A.de C.V.	LAT	142.7					41.6	78.1				142.7
Others		294.5	86.1	18.5	20.5	0.5	123.1	95.0	15.0		9.5	421.0

Alfonso Eyzaguirre y Cia. Ltda, Comercial

Phone: 56 (2) 2630285

Fax: 56 (2) 3740013

e-mail: comey@comey.cl

Contact: Alfonso Eyzaguirre

RUT: 89624300-4

Nevería 4631 Of. 303

Las Condes, Santiago



## Exports by Destination Market

Season 2008/2009 (Tons)

PRODUCE	NORTH AMERICA		EUROPE	LATIN AMERIC	FAR EAST	TOTAL TONS			TOTAL TH.CASES		
	EAST	WEST				2008-09	2007-08	2006-07	2008-09	2007-08	2006-07
NECTARINES	186.3	389.4	10.9	20.6		607.2	626.6	571.9	78.4	85.9	72.9
TABLE GRAPES	210.2	168.6	111.0		17.7	507.5	860.1	815.8	73.1	134.7	117.6
PEACHES	147.3	146.1	4.9	40.2		338.6	484.1	397.4	43.2	66.1	49.4
PLUMS	52.0	59.2				111.1	100.6	104.1	15.4	12.8	15.4
FLAME SDL GRAPE	76.4	76.5				152.9	312.6	309.5	18.7	38.2	37.8
RB. DIAM. NECTARIN	32.9	110.8				143.7	112.6	119.6	18.5	16.1	15.3
R. GLOBE GRAPE	45.7	17.3	50.1		17.7	130.8	301.0	329.5	21.0	54.5	50.0
SP. BRIGHT NECTARIN	57.7	61.9				119.6	93.8	89.2	16.2	13.3	11.2
CHARTERS	595.8	814.2	20.8			1,430.8	1,821.3	1,670.2	185.6	242.8	210.2
LINERS			106.0		17.7	123.7	295.2	226.3	25.7	64.3	46.2
LAND FREIGHT				60.8		60.8			6.9		
AIR FREIGHT								12.8			1.8
<b>TOTAL TONS</b>	<b>2008-09</b>	<b>595.8</b>	<b>814.2</b>	<b>126.8</b>	<b>60.8</b>	<b>17.7</b>	<b>1,615.3</b>				
	2007-08	624.3	1,170.8	321.4				2,116.5			
	2006-07	527.6	1,128.5	253.2					1,909.3		
<b>TOTAL TH.CASES</b>	<b>2008-09</b>	<b>76.0</b>	<b>106.5</b>	<b>26.7</b>	<b>6.9</b>	<b>2.2</b>			<b>218.2</b>		
	2007-08	80.4	157.3	69.4						307.1	
	2006-07	64.5	143.2	50.4							258.1

## Exports by Consignee

Season 2008/2009 (Tons)

CONSIGNEE	MKT	NECTARIN	GRAPE	PEACH	PLUM	APRICOT	FLAME SDL	RB. DIAM.	R. GLOBE	SP. BRIGHT	AUG. RED	TOTAL
All Fresh Produce	NAM	379.0	168.6	146.1	59.2	50.9	76.5	110.8	17.3	61.9	50.5	803.8
Z&S Distributing, Inc	NAM	192.3	204.7	121.9	43.3		76.4	29.4	45.7	57.7	45.4	562.1
Anaco & Greeve International B.V.	EUR	10.9	53.0	4.9					20.2			68.7
Vialo S.R.L.	LAT	20.6		40.2							20.6	60.8
Others		4.4	81.3	25.5	8.6			3.4	47.7			119.7

## Hacienda Chorombo S.A

Phone: 56 (2) 8327350

Fax: 56 (2) 8327338

e-mail: mreyes@haciendachorombo.cl

Contact: Marcela Reyes

RUT: 96572070-7

Camino Público Casa Blanca Km.22, Casilla 73, Melipilla

Melipilla



## Exports by Destination Market

Season 2008/2009 (Tons)

PRODUCE	EUROPE	NORTH AMERIC	LATIN AMERIC	TOTAL TONS			TOTAL TH.CASES		
				2008-09	2007-08	2006-07	2008-09	2007-08	2006-07
TABLE GRAPES	873.8	721.1	15.6	1,610.5	1,712.3	2,248.6	274.8	315.1	382.1
THOMPSON GRAPE	500.4	554.2	15.6	1,070.2	1,137.1	1,280.6	176.1	211.1	215.4
CRIMSON GRAPE	346.9	166.9		513.8	500.2	523.7	92.8	94.1	89.3
NOT DEF GRAPE	26.5			26.5	75.1		5.9	9.9	
R. GLOBE GRAPE						444.3			77.4
CHARTERS	553.0	721.1		1,274.1	703.1	1,137.3	205.5	115.7	174.6
LINERS	320.8		15.6	336.4	1,009.3	1,111.4	69.3	199.4	207.5
<b>TOTAL TONS</b>	<b>2008-09</b>	<b>873.8</b>	<b>721.1</b>	<b>15.6</b>	<b>1,610.5</b>				
	2007-08	1,319.3	393.0			1,712.3			
	2006-07	1,469.3	779.3				2,248.6		
<b>TOTAL TH.CASES</b>	<b>2008-09</b>	<b>185.0</b>	<b>87.9</b>	<b>1.9</b>			<b>274.8</b>		
	2007-08	267.1	48.0					315.1	
	2006-07	287.1	95.0						382.1

## Exports by Consignee

Season 2008/2009 (Tons)

CONSIGNEE	MKT	GRAPE	THOMPSON	CRIMSON	NOT DEF	TOTAL
Pro Fruit Marketing, Inc.	NAM	418.8	286.5	132.2		418.8
Global Fruit Point GmbH	EUR	303.3	144.8	145.3	13.2	303.3
Sbrocco International, Inc.	NAM	302.3	267.6	34.6		302.3
Nico de Jong B.V.	EUR	240.8	120.0	120.8		240.8
Others		345.3	251.2	80.9	13.2	345.3

## Exports by Destination Market

Season 2008/2009 (Tons)

PRODUCE	NORTH AMERIC	TOTAL TONS			TOTAL TH.CASES		
		2008-09	2007-08	2006-07	2008-09	2007-08	2006-07
TABLE GRAPES		1,563.5	1,678.1	1,468.9	187.2	203.9	179.1
FLAME SDL GRAPE		891.3	891.3	848.5	106.9	103.5	73.0
SUGRAONE GRAPE		654.9	654.9	829.6	78.1	100.4	94.4
THOMPSON GRAPE		15.7	15.7		1.9		
T.SDL GRAPE		1.6	1.6		0.2		
CRIMSON GRAPE				96.0			11.7
CHARTERS	1,563.5	1,563.5	1,678.1	1,280.0	187.2	203.9	156.1
LINERS				188.9			23.0
TOTAL TONS	2008-09	1,563.5	1,563.5				
	2007-08	1,678.1		1,678.1			
	2006-07	1,280.0		1,468.9			
TOTAL TH.CASES	2008-09	187.2			187.2		
	2007-08	203.9				203.9	
	2006-07	156.1					179.1

## Exports by Consignee

Season 2008/2009 (Tons)

CONSIGNEE	MKT	GRAPE	FLAME SDL	SUGRAONE	THOMPSON	T.SDL	TOTAL
Giumarra Bros Fruit Co., Inc.	NAM	1,563.5	891.3	654.9	15.7	1.6	1,563.5



RUT: 76315340-1

Marta Gonzalez

## Exports by Destination Market

Season 2008/2009 (Tons)

PRODUCE	LATIN AMERIC	TONS	TH.CAS
		2008-09	2008-09
APPLES		1,343.8	61.6
PEARS		216.1	12.0
RY. GALA APPLE		555.4	24.1
SCARLETT APPLE		378.5	18.8
RED CHIEF APPLE		288.9	13.1
PACKHAMS PEAR		216.1	12.0
GRANNIES APPLE		88.1	4.0
RICH. D. APPLE		16.4	0.8
FUJI APPLE		16.3	0.8
LAND FREIGHT	1,559.9	1,559.9	73.5
TONS	2008-09	1,559.9	1,559.9
TH.CASES	2008-09	73.5	73.5

## Exports by Consignee

Season 2008/2009 (Tons)

CONSIGNEE	MKT	APPLE	PEAR	RY. GALA	SCARLETT	RED CHIEF	PACKHAMS	GRANNIES	RICH. D.	FUJI	TOTAL
Peque S A C	LAT	401.4	106.0	57.7	252.4	73.5	106.0	11.1		6.7	507.4
Delia Calles	LAT	442.2		370.2	9.1	41.5		19.4		2.0	442.2
To Order	LAT	237.1	110.1	51.4	115.1	24.4	110.1	22.2	16.4	7.6	347.2
Irineo Villalobos	LAT	263.1		76.1	2.0	149.5		35.4			263.1

Inver.Agricola Buenos Aires SA

Phone: 56 (45) 712268

Fax: 56 (45) 719345

e-mail: npalma@buenosairesdeangol.cl


Contact: Nelson Palma

[www.buenosairesdeangol.cl](http://www.buenosairesdeangol.cl)

RUT: 96594780-9

Km. 3 Camino Angol-Renaico. Casilla 150

Angol



## Exports by Destination Market

Season 2008/2009 (Tons)

PRODUCE	FAR EAST	LATIN AMERIC	EUROPE		NORTH AMERIC	TOTAL TONS			TOTAL TH.CASES		
			CONT	UK		2008-09	2007-08	2006-07	2008-09	2007-08	2006-07
			APPLES	899.6		348.7	83.9	102.5	103.8	1,538.5	782.2
PEARS											11.4
FUJI	321.1	108.3				429.3	280.9	80.3	22.0	14.4	4.1
RICH. D.	79.0	186.9	83.9	41.2	36.8	427.7	213.0	101.3	22.4	12.0	6.7
FUJI RO.	361.2					361.2			18.5		
GRANNIES	128.9				64.2	193.1	104.5		10.2	5.7	
RY. GALA	9.4	53.5			2.9	65.8	3.8	9.2	3.5	0.3	0.5
NOT DEF				61.4		61.4	35.6		3.7	2.4	
BRAEBURN							144.3				9.7
G. BOSCH								128.2			7.4
LINERS	899.6	348.7	83.9	102.5	103.8	1,538.5	738.4	372.4	80.4	41.4	21.2
CHARTERS							43.7	19.5		3.0	1.5
TOTAL TONS	2008-09	899.6	348.7	83.9	102.5	103.8	1,538.5				
	2007-08	340.2	24.0	167.6	186.3		782.2				
	2006-07	104.2		38.3	39.0	210.4		391.9			
TOTAL TH.CASES	2008-09	46.3	18.0	4.6	5.9	5.6			80.4		
	2007-08	17.5	1.2	9.2	13.0					44.4	
	2006-07	5.4		2.5	3.0	11.9					22.7

## Exports by Consignee

Season 2008/2009 (Tons)

CONSIGNEE	MKT	APPLE	FUJI	RICH. D.	FUJI RO.	GRANNIES	RY. GALA	NOT DEF	TOTAL
Kingo Fruits Co., Ltd.	FAR	479.1		79.0	321.1	69.6	9.4		479.1
Pomina Enterprise Co., Ltd.	FAR	400.7	321.1		40.1	39.5			400.7
Frutera del Litoral Cia. Ltda.	LAT	328.9	108.3	167.1			53.5		328.9
Poupart Limited	EUR	102.5		41.2				61.4	102.5
Others		227.2		140.4		84.0	2.9		227.2

## Finest Fruits S.A

Phone: 56 (2) 7841881

Fax: 56 (2) 7841883

e-mail: jcontador@exportadorapuclaro.cl

Contact: Jean Franco Contador

RUT: 99506830-3

Apoquindo 6275, Of. 93

Las Condes, Santiago

**FINEST FRUITS**

## Exports by Destination Market

Season 2008/2009 (Tons)

PRODUCE	EUROPE		NORTH AMERIC	TOTAL TONS			TOTAL TH.CASES		
	CONT	RUS		2008-09	2007-08	2006-07	2008-09	2007-08	2006-07
	TABLE GRAPES	592.8		292.0	641.6	1,526.4	1,262.6	1,166.6	186.1
AVOCADOS						43.7			7.2
FLAME SDL GRAPE	36.7		496.2	532.9	298.8	551.3	65.0	36.4	67.2
THOMPSON GRAPE	282.5	123.8		406.3	353.2	203.4	49.5	43.1	25.9
R. GLOBE GRAPE	172.3	80.3		252.6	108.6	169.7	30.8	13.2	20.7
CRIMSON GRAPE	64.8	87.9	89.7	242.5	242.9	154.3	29.3	29.6	18.8
AUT. RY. GRAPE	9.2		17.3	26.5	38.3	22.0	3.2	4.7	2.7
SUGRAONE GRAPE	22.4			22.4	182.5	23.0	2.7	22.3	2.8
PERLETTE GRAPE			21.4	21.4	14.9	15.5	2.6	1.8	1.9
BLACK SDL GRAPE			16.9	16.9	6.7	3.8	2.1	0.8	0.5
CHARTERS	500.9	292.0	641.6	1,434.5	1,155.1	949.4	174.9	140.9	116.2
LINERS	91.9			91.9	107.5	260.9	11.2	13.1	34.4
TOTAL TONS	2008-09	592.8	292.0	641.6	1,526.4				
	2007-08	206.5	697.1	359.0		1,262.6			
	2006-07	33.0	238.7	938.6		1,210.2			
TOTAL TH.CASES	2008-09	72.5	35.4	78.2			186.1		
	2007-08	25.2	85.0	43.8				154.0	
	2006-07	7.7	29.1	113.8					150.5

## Exports by Consignee

Season 2008/2009 (Tons)

CONSIGNEE	MKT	GRAPE	FLAME SDL	THOMPSON	R. GLOBE	CRIMSON	AUT. RY.	SUGRAONE	PERLETTE	BLACK SDL	T.SDL	TOTAL
Global Fruit Marketing, Inc.	NAM	641.6	496.2			89.7	17.3		21.4	16.9		641.6
Beva Fruits	EUR	592.8	36.7	282.5	172.3	64.8	9.2	22.4			5.0	592.8
To Order	EUR	136.5		48.5	74.4	13.5						136.5
OOO Inter Torg	EUR	73.4		56.9		16.5						73.4
Others		82.2		18.4	5.9	58.0						82.2



## Exports by Destination Market

Season 2008/2009 (Tons)

PRODUCE	NORTH AMERICA		EUROPE		TOTAL TONS			TOTAL TH.CASES		
	EAST	WEST	CONT	UK	2008-09	2007-08	2006-07	2008-09	2007-08	2006-07
BLUEBERRIES	1.000.1	501.9	11.2	11.2	1.524.3	1.919.0	1.472.0	559.5	782.4	676.0
GOOSEBERRIES						4.0	9.0		2.0	4.5
RASPBERRIES						0.8	67.2		0.10	32.9
CHERRIES							2.7			0.5
NOT DEF BLUEB	744.5	451.7	11.2	8.3	1.215.7	1.513.5	1.189.7	419.5	650.6	553.4
RASITEYE BLUEB	160.4	17.0			177.4			81.9		
HIGHBUSH BLUEB	95.3	33.1		2.9	131.3	405.5	282.3	58.2	131.8	122.7
NOT DEF GOOSEB.						4.0	9.0		2.0	4.5
HERITAGE RASPB						0.8	67.2		0.10	32.9
LINERS	813.3	294.4	11.2	8.3	1.127.2	1.075.7	866.4	415.4	502.5	413.8
CHARTERS	104.7	172.9			277.7	441.7	323.5	89.7	150.1	138.7
AIR FREIGHT	82.1	34.6		2.9	119.5	406.3	363.5	54.5	131.9	162.1
<b>TOTAL TONS</b>	<b>2008-09</b>	<b>1.000.1</b>	<b>501.9</b>	<b>11.2</b>	<b>11.2</b>	<b>1.524.3</b>				
	2007-08	1.391.6	427.8	92.3	11.3		1.923.7			
	2006-07	1.209.6	263.8	58.4	19.9			1.553.4		
<b>TOTAL TH.CASES</b>	<b>2008-09</b>	<b>380.6</b>	<b>166.5</b>	<b>5.9</b>	<b>6.5</b>			<b>559.5</b>		
	2007-08	583.7	155.5	37.7	7.0				784.4	
	2006-07	557.8	109.9	34.5	11.4					714.6

## Exports by Consignee

Season 2008/2009 (Tons)

CONSIGNEE	MKT	BLUEB	NOT DEF	RASITEYE	HIGHBUSH	TOTAL
Gourmet Trading Co.	NAM	659.6	548.1	58.2	53.4	659.6
Alpine Fresh Inc.	NAM	481.6	358.8	58.7	64.1	481.6
SunnyRidge Berry Farm, Inc	NAM	204.8	144.3	60.5		204.8
Premier Pacific Trading, Inc.	NAM	156.0	145.0		11.0	156.0
Others		22.3	19.5		2.9	22.3



RUT: 77281640-5  
Arturo Prat 690 Piso 2  
La Serena

**Agricola Dalbosco Hnos.y Cia Ltda.**  
Phone: 56 (51) 337700  
Fax: 56 (51) 731456  
e-mail: laslluvias@dalboscohnos.cl  
Contact: Giorgio Dalbosco

## Exports by Destination Market

Season 2008/2009 (Tons)

PRODUCE	NORTH AMERICA		EUROPE	FAR EAST	TOTAL TONS		TOTAL TH.CASES	
	EAST	WEST			2008-09	2007-08	2008-09	2007-08
AVOCADOS	258.0	881.7	365.3	0.05	1.505.1	569.9	185.3	50.9
HASS AVOCADO	258.0	881.7	365.3	0.05	1.505.1	548.4	185.3	49.0
NOT DEF AVOCADO						21.5		1.9
LINERS	258.0	881.7	365.3		1.505.1	569.9	185.3	50.9
AIR FREIGHT				0.05	0.05		0.01	
<b>TONS</b>	<b>2008-09</b>	<b>258.0</b>	<b>881.7</b>	<b>365.3</b>	<b>0.05</b>	<b>1.505.1</b>		
	2007-08	293.9	276.0			569.9		
<b>TH.CASES</b>	<b>2008-09</b>	<b>23.0</b>	<b>78.7</b>	<b>83.5</b>	<b>0.01</b>		<b>185.3</b>	
	2007-08	26.2	24.6					50.9

## Exports by Consignee

Season 2008/2009 (Tons)

CONSIGNEE	MKT	AVOCADO	HASS	TOTAL
Cal Pacific Growers	NAM	602.1	602.1	602.1
Georges Helfer S.A.	EUR	365.3	365.3	365.3
LGS Specialty Sales Ltd	NAM	258.0	258.0	258.0
All Fresh Produce	NAM	193.5	193.5	193.5


**Exports by Destination Market**

Season 2008/2009 (Tons)

PRODUCE	FAR		LATIN		EUROPE		NORTH AMERICA		TOTAL TONS			TOTAL TH.CASES		
	EAST	AMERIC	RUS	UK	EAST	WEST	2008-09	2007-08	2006-07	2008-09	2007-08	2006-07		
NECTARINES	394.4	5.9			4.6		404.9	12.9		45.3	1.4			
CHERRIES	269.7		9.1	5.3	3.0	56.5	343.5	291.2	94.6	71.3	62.0	20.5		
PLUMS	249.8	8.8					258.6	142.5	0.03	28.7	15.8	0.008		
KIWI FRUIT	196.0		41.6				237.6	203.2	294.3	23.8	20.3	29.4		
BING CHERRY	225.1		9.1	1.9	1.3	32.2	269.6	253.7	59.1	56.3	53.9	13.4		
HAYWARD KIWIS	196.0		41.6				237.6	180.8	294.3	23.8	18.1	29.4		
GRANNIES APPLE		45.5	79.9				125.4			6.4				
D'AGEN PLUM	115.2						115.2	44.6		12.8	5.0			
LINERS	1,073.3	132.7	19.6				1,225.6	1,055.3	556.6	155.0	130.4	61.2		
CHARTERS	11.0		101.9	3.4	6.3	71.1	193.7	810.5	877.0	24.3	103.4	106.0		
LAND FREIGHT		45.5					45.5	22.4		2.3	2.2			
AIR FREIGHT	25.6		9.1	1.9	1.3	2.0	39.9	45.0	41.2	10.3	12.3	9.9		
<b>TOTAL TONS</b>	<b>2008-09</b>	<b>1,109.9</b>	<b>178.2</b>	<b>130.6</b>	<b>5.3</b>	<b>7.6</b>	<b>73.1</b>	<b>1,504.7</b>						
	2007-08	948.5	35.4	45.8	9.6	6.5	856.2		1,933.2					
	2006-07	561.2		38.4	2.4	5.7	761.0			1,474.9				
<b>TOTAL TH.CASES</b>	<b>2008-09</b>	<b>147.9</b>	<b>18.3</b>	<b>10.1</b>	<b>1.1</b>	<b>1.2</b>	<b>13.3</b>			<b>191.9</b>				
	2007-08	128.6	4.3	4.7	1.9	1.6	103.2				248.3			
	2006-07	68.2		3.5	0.5	1.1	93.1					177.0		

**Exports by Consignee**

Season 2008/2009 (Tons)

CONSIGNEE	MKT	NECTARIN	CHERRY	PLUM	KIWIS	GRAPE	BING	HAYWARD	GRANNIES	PR. QUEEN	D'AGEN	TOTAL
Fruitech Co., Ltd.	FAR	131.8	73.9	49.1			60.7			42.6		254.8
KPC Inc.	FAR				196.0			196.0				196.0
Brimland Enterprises Corp.	FAR	160.9	28.3				24.1					189.2
Woo Lee Fruit & Vegetables Co. Ltd.	FAR		65.9	115.2			60.5				115.2	181.1
Others		112.2	175.4	94.3	41.6	130.4	124.3	41.6	125.4	72.6		683.6

**Serv. Integral de Transporte S.A**

Phone: 56 (2) 8381502

Fax: 56 (2) 8151669

e-mail: fochagavia@sertra.cl

Contact: Fernando Ochagavia

RUT: 96611440-1

Parcela 2 San Francisco de Trebulco

Talagante


**Exports by Destination Market**

Season 2008/2009 (Tons)

PRODUCE	NORTH AMERICA		FAR	TOTAL TONS			TOTAL TH.CASES		
	EAST	WEST	EAST	2008-09	2007-08	2006-07	2008-09	2007-08	2006-07
LEMONS	396.3	421.1	630.2	1,447.6	1,922.6	1,022.4	84.2	111.8	59.6
KIWI FRUIT					176.0	216.0		17.6	21.6
TABLE GRAPES					16.0	482.1		3.2	80.7
APPLES						106.5			5.9
ORANGES						50.7			3.2
GENOVA LEMON	396.3	421.1	605.5	1,422.8	1,898.3	1,000.6	82.7	110.4	58.2
EUREKA LEMON			24.8	24.8		21.8	1.4		1.4
HAYWARD KIWIS					176.0	216.0		17.6	21.6
NOT DEF LEMON					24.2			1.4	
FLAME SDL GRAPE					16.0	58.5		3.2	7.1
LINERS	396.3	421.1	630.2	1,447.6	1,967.4	1,242.4	84.2	116.3	78.7
CHARTERS					147.2	663.5		16.3	94.3
<b>TOTAL TONS</b>	<b>2008-09</b>	<b>396.3</b>	<b>421.1</b>	<b>630.2</b>	<b>1,447.6</b>				
	2007-08	371.5	718.3	832.8		2,114.5			
	2006-07	123.1	534.5	719.6			1,906.0		
<b>TOTAL TH.CASES</b>	<b>2008-09</b>	<b>23.0</b>	<b>24.5</b>	<b>36.6</b>			<b>84.2</b>		
	2007-08	21.6	41.8	48.4				132.6	
	2006-07	8.2	44.6	45.1					173.0

**Exports by Consignee**

Season 2008/2009 (Tons)

CONSIGNEE	MKT	LEMON	GENOVA	EUREKA	TOTAL
Regal Farm Co.	FAR	508.6	508.6		508.6
Andes River Marketing Services Corp.	NAM	396.3	396.3		396.3
Sun Fresh International L.L.C.	NAM	222.9	222.9		222.9
To Order	NAM	123.8	123.8		123.8
Others		195.9	171.2	24.8	195.9



www.fruteraguasblancas.cl

RUT: 79660760-2  
Las Hualtatas 6131  
Vitacura, Santiago

Aguas Blancas Ltda, Frutera  
Phone: 56 (2) 2122820  
Fax: 57 (2) 2208638  
e-mail: contacto@fruteraguasblancas.cl  
Contact: Carolina Rivera

## Exports by Destination Market

Season 2008/2009 (Tons)

PRODUCE	NORTH AMERICA		EUROPE			FAR	LATIN	TOTAL TONS			TOTAL TH.CASES		
	EAST	WEST	CONT	RUS	UK	EAST	AMERIC	2008-09	2007-08	2006-07	2008-09	2007-08	2006-07
TABLE GRAPES	603.5	93.2	305.8	107.4	85.3	232.0	18.7	1,445.9	1,823.4	1,801.5	204.5	268.7	253.0
THOMPSON GRAPE	337.6	93.2	85.1	88.7	65.6	90.8		761.0	908.5	998.1	107.3	137.9	145.8
SUGRAONE GRAPE	96.8		117.3		6.3			220.5	154.3	91.9	37.3	28.7	14.1
BLACK SDL GRAPE	111.2		50.1					161.3	192.8	154.3	18.7	23.3	18.8
R. GLOBE GRAPE	2.2		12.6	18.7		96.3	18.7	148.5	314.8	379.8	18.1	38.4	46.5
FLAME SDL GRAPE	43.2		27.5		5.8			76.4	213.9	151.7	12.1	34.0	23.4
CRIMSON GRAPE	12.5		9.2		7.7	44.9		74.3	11.9	9.6	10.2	2.4	1.9
NOT DEF GRAPE			2.9					2.9			0.6		
B. THOM. GRAPE			1.1					1.1			0.2		
AUT. RY. GRAPE									22.3				3.0
CHARTERS	574.2	93.2	279.9	107.4	70.9	18.7		1,144.3	1,168.1	1,381.4	163.3	180.2	198.5
LINERS	29.3		25.9		14.4	213.3	18.7	301.6	655.3	420.1	41.2	88.5	54.5
TOTAL TONS	2008-09	603.5	93.2	305.8	107.4	85.3	232.0	18.7	1,445.9				
	2007-08	685.2	191.8	463.0	92.5	93.8	297.1		1,823.4				
	2006-07	663.8	274.7	249.0		234.2	379.8			1,801.5			
TOTAL TH.CASES	2008-09	73.1	11.5	58.0	13.1	17.5	29.1	2.3			204.5		
	2007-08	86.1	24.1	90.5	11.3	20.5	36.2					268.7	
	2006-07	85.0	34.5	50.2		36.8	46.5						253.0

## Exports by Consignee

Season 2008/2009 (Tons)

CONSIGNEE	MKT	GRAPE	THOMPSON	SUGRAONE	BLACK SDL	R. GLOBE	FLAME SDL	CRIMSON	NOT DEF	B. THOM.	TOTAL
Jac Vandenberg, Inc.	NAM	426.1	271.3	96.8	13.9		31.5	12.5			426.1
Timerfruit B.V.	EUR	293.2	85.1	117.3	50.1		27.5	9.2	2.9	1.1	293.2
Unifrutti Of America, Inc.	NAM	160.4	64.9		81.5	2.2	11.7				160.4
The Oppenheimer Group	NAM	110.2	94.5		15.7						110.2
Others		456.0	245.1	6.3		146.3	5.8	52.5			456.0



RUT: 76192280-7

Monterreal Ltda, Exp de Frutas

## Exports by Destination Market

Season 2008/2009 (Tons)

PRODUCE	NORTH AMERIC	TOTAL TONS			TOTAL TH.CASES		
		2008-09	2007-08	2006-07	2008-09	2007-08	2006-07
TABLE GRAPES	890.8	890.8	640.2	747.1	109.6	78.1	91.1
PLUMS	543.5	543.5	413.1	438.3	66.7	53.3	53.8
THOMPSON GRAPE	790.5	790.5	599.2	664.5	97.4	73.1	81.0
LARRY ANN PLUM	295.3	295.3	289.7	244.4	36.7	37.2	30.5
ANGELENO PLUM	248.2	248.2	123.4	194.0	30.0	16.0	23.3
CRIMSON GRAPE	100.3	100.3	41.0	68.1	12.2	5.0	8.3
T.SDL GRAPE				14.4			1.8
CHARTERS	1,434.3	1,434.3	1,053.4	1,185.4	176.3	131.3	144.9
TOTAL TONS	2008-09	1,434.3	1,434.3				
	2007-08	1,053.4	1,053.4				
	2006-07	1,185.4		1,185.4			
TOTAL TH.CASES	2008-09	176.3			176.3		
	2007-08	131.3				131.3	
	2006-07	144.9					144.9

## Exports by Consignee

Season 2008/2009 (Tons)

CONSIGNEE	MKT	GRAPE	PLUM	THOMPSON	LARRY ANN	ANGELENO	CRIMSON	TOTAL
The Oppenheimer Group	NAM	890.8	543.5	790.5	295.3	248.2	100.3	1,434.3

## El Cerrito S.A, Agrícola

Phone: 56 (2) 750 7343

Fax: 56 (2) 245 6245

e-mail: rterre@lq.cl

Contact: Rodrigo Terré Fontbona

RUT: 96819020-2

Enrique Foster Sur 20, Piso 18

Las Condes, Santiago



## Exports by Destination Market

Season 2008/2009 (Tons)

PRODUCE	NORTH AMERICA		EUROPE	FAR EAST	TOTAL TONS			TOTAL TH.CASES		
	EAST	WEST			2008-09	2007-08	2006-07	2008-09	2007-08	2006-07
TABLE GRAPES	1,110.7	207.8	93.4	17.7	1,429.6	1,329.0	1,358.9	180.4	162.1	165.7
FLAME SDL GRAPE	901.8	180.0	29.3		1,111.1	1,107.6	945.4	137.8	135.1	115.3
SUGRAONE GRAPE	112.1	27.8	34.3		174.2	128.9	50.0	24.7	15.7	6.1
R. GLOBE GRAPE	42.7		29.8		72.6		240.3	9.2		29.3
CRIMSON GRAPE	54.1				54.1	65.3	81.0	6.6	8.0	9.9
NOT DEF GRAPE				17.7	17.7	27.2	32.0	2.2	3.3	3.9
SUPERIOR GRAPE							10.2			1.2
CHARTERS	1,110.7	172.4	50.6		1,333.7	1,329.0	1,252.6	164.6	162.1	152.8
LINERS		35.4	42.9	17.7	96.0		106.3	15.8		13.0
TOTAL TONS	2008-09	1,110.7	207.8	93.4	17.7	1,429.6				
	2007-08	1,233.7	95.3			1,329.0				
	2006-07	1,186.5	66.1	106.3			1,358.9			
TOTAL TH.CASES	2008-09	135.5	25.3	17.4	2.2			180.4		
	2007-08	150.5	11.6						162.1	
	2006-07	144.7	8.1	13.0						165.7

## Exports by Consignee

Season 2008/2009 (Tons)

CONSIGNEE	MKT	GRAPE	FLAME SDL	SUGRAONE	R. GLOBE	CRIMSON	NOT DEF	TOTAL
Dayka & Hackett LLC	NAM	650.3	518.8	66.2	42.7	22.6		650.3
Pacific Trellis Fruit	NAM	369.1	309.5	37.5		22.0		369.1
Sbrocco International, Inc.	NAM	299.1	253.5	36.2		9.4		299.1
Origin Fruit Direct BV	EUR	93.4	29.3	34.3	29.8			93.4
Onetrade	FAR	17.7					17.7	17.7

## Frutas de Exportación S.A (Frutexsa)

Phone: 56 (2) 2338172

Fax: 56 (2) 2338165

e-mail: amaluge@frutexsa.cl

Contact: Javier Plaza

[www.frutexsa.cl](http://www.frutexsa.cl)

RUT: 79749070-9

Hernando de Aguirre 61, Of. 4E

Providencia, Santiago



## Exports by Destination Market

Season 2008/2009 (Tons)

PRODUCE	EUROPE			LATIN AMERIC	MIDDLE EAST	FAR EAST	TOTAL TONS			TOTAL TH.CASES		
	CONT	RUS	UK				2008-09	2007-08	2006-07	2008-09	2007-08	2006-07
WALNUTS	664.4	90.0		294.1		1.0	1,049.5	485.7	294.3	62.7	43.8	25.7
ALMONDS	28.5	5.0	17.5	193.3	69.5		313.8	271.5	131.7	31.4	27.2	13.2
TABLE GRAPES	40.5						40.5			8.2		
PISTACHIOS C.C.				15.5			15.5			1.6		
NOT DEF WALNUT	664.4	90.0		294.1		1.0	1,049.5	485.7	289.1	62.7	43.8	25.2
NOT DEF ALMOND	28.5	5.0	17.5	187.3	69.5		307.8	267.5	123.7	30.8	26.8	12.4
NOT DEF GRAPE	17.0						17.0			3.4		
NOT DEF PISTACH.				15.5			15.5			1.6		
BICOLOR GRAPE	15.3						15.3			3.1		
LINERS	733.4	95.0	17.5	366.8	69.5	1.0	1,283.2	689.7	426.0	93.7	66.0	38.9
LAND FREIGHT				128.8			128.8	67.5		9.3	4.9	
CHARTERS				7.3			7.3			0.7		
TOTAL TONS	2008-09	733.4	95.0	17.5	502.9	69.5	1.0	1,419.3				
	2007-08	163.0	120.0		474.2			757.2				
	2006-07	118.0	40.0		268.0				426.0			
TOTAL TH.CASES	2008-09	46.5	9.5	1.8	39.0	7.0	0.1			103.8		
	2007-08	15.7	12.0		43.2						70.9	
	2006-07	10.0	4.0		24.9							38.9

## Exports by Consignee

Season 2008/2009 (Tons)

CONSIGNEE	MKT	WALNUT	ALMOND	GRAPE	PISTACH.	NOT DEF	NOT DEF	NOT DEF	NOT DEF	BICOLOR	CRIMSON	TOTAL
To Order	EUR	490.0	51.0			490.0	51.0					541.0
Frit Ravich S.L.	EUR	150.0				150.0						150.0
Corporación La Favorita C.A.	LAT	98.5	17.5		11.5	98.5	17.5		11.5			127.5
Distribuidora Eureve C.A.	LAT	30.0	80.0			30.0	80.0					110.0
Others		281.0	165.3	40.5	4.0	281.0	159.3	17.0	4.0	15.3	8.2	490.8

RUT: 76000649-1  
Hijuelas 5 Santa Victoria Chihue  
Melipilla, Santiago

Frumel Ltda.  
Phone: 56 (2) 8182721  
Fax: 56 (2) 8182721  
Contact: Juan Cristobal Gana

## Exports by Destination Market

Season 2008/2009 (Tons)

PRODUCE	NORTH AMERICA		EUROPE	FAR EAST	TOTAL TONS		TOTAL TH.CASES	
	EAST	WEST			2008-09	2007-08	2008-09	2007-08
TABLE GRAPES	305.4	374.5	331.2	277.6	1,288.7	993.4	190.4	169.2
NECTARINES	45.4				45.4		5.6	
PLUMS	33.4				33.4		3.8	
LEMONS	24.8				24.8		1.4	
PLUMCOTS	21.5				21.5		2.5	
THOMPSON GRAPE	132.8	151.4	183.4		467.7	263.7	75.4	41.4
R. GLOBE GRAPE	9.2	8.0	20.9	222.8	260.8	215.5	33.9	35.9
CRIMSON GRAPE	52.7	52.5	49.0	34.1	188.3	216.6	27.9	40.5
FLAME SDL GRAPE	88.6	74.9			163.4	156.3	19.9	26.1
SUGRAONE GRAPE	7.1		77.9		85.0	65.5	18.2	14.6
LINERS	110.0	265.7	129.6	277.6	782.9	120.6	106.9	14.7
CHARTERS	320.4	108.8	201.6		630.8	872.9	96.8	154.5
TONS	2008-09	430.4	374.5	331.2	277.6	1,413.7		
TONS	2007-08	200.7	194.8	495.0	102.9	993.4		
TH.CASES	2008-09	50.6	45.7	73.6	33.8		203.7	
TH.CASES	2007-08	24.5	23.8	108.4	12.5			169.2

## Exports by Consignee

Season 2008/2009 (Tons)

CONSIGNEE	MKT	GRAPE	NECTARIN	PLUM	LEMON	PLUMCOT	THOMPSON	R. GLOBE	CRIMSON	FLAME SDL	SUGRAONE	TOTAL
Andes River Marketing Services Corp.	NAM	305.4	45.4	33.4	24.8	21.5	132.8	9.2	52.7	88.6	7.1	430.4
Sun Fresh International L.L.C.	NAM	374.5					151.4	8.0	52.5	74.9		374.5
Kölla Hamburg	EUR	302.4					161.8	20.9	41.8		77.9	302.4
Onetrade	FAR	236.2						202.1	13.4			236.2
Others		70.1					21.6	20.7	27.9			70.1



RUT: 99567720-2  
Hnos Carrera 1320  
Malloa

Rengo S.A, Exportadora  
Phone: 56 (72) 689090  
Fax: 56 (72) 689564  
e-mail: elrecreoim@entelchile.net  
Contact: Juan Manuel Ahumada

## Exports by Destination Market

Season 2008/2009 (Tons)

PRODUCE	EUROPE		NORTH AMERICA		LATIN AMERIC	TOTAL TONS			TOTAL TH.CASES		
	CONT	RUS	EAST	WEST		2008-09	2007-08	2006-07	2008-09	2007-08	2006-07
APPLES	398.4	273.8			116.2	1,258.8	589.2	999.8	68.5	32.1	54.8
KIWIFRUIT			70.2	64.8		135.0			15.0		
RY. GALA APPLE	213.6		303.9	63.5		72.5	653.5	293.4	35.2	16.0	27.9
RED CHIEF APPLE	148.5	137.9				25.6	312.0	110.5	17.1	6.1	8.8
GRANNIES APPLE	15.1	136.0		81.6	10.7	243.4	98.0	219.7	13.5	5.4	12.1
HAYWARD KIWIS			70.2	64.8		135.0			15.0		
FUJI APPLE				21.3	7.4	28.7	87.2	80.9	1.5	4.6	4.3
NOT DEF APPLE	21.2					21.2		21.3	1.2		1.2
RICH. D. APPLE								9.6			0.5
LINERS	398.4		262.6	167.7	24.0	852.7	307.1	349.6	50.0	16.5	18.8
CHARTERS		273.8	111.5	63.5		448.9	260.9	650.2	28.8	14.4	36.0
LAND FREIGHT					92.2	92.2	21.2		4.7	1.2	
TOTAL TONS	2008-09	398.4	273.8	374.1	231.2	1,393.8					
TOTAL TONS	2007-08	42.3	135.9	271.6	78.7		589.2				
TOTAL TONS	2006-07	63.5	153.6	615.9	166.7			999.8			
TOTAL TH.CASES	2008-09	22.1	15.2	23.9	16.4	5.9			83.5		
TOTAL TH.CASES	2007-08	2.4	7.5	14.8	4.3					32.1	
TOTAL TH.CASES	2006-07	3.5	8.4	33.6	9.3						54.8

## Exports by Consignee

Season 2008/2009 (Tons)

CONSIGNEE	MKT	APPLE	KIWIS	RY. GALA	RED CHIEF	GRANNIES	HAYWARD	FUJI	NOT DEF	TOTAL
De Groot International B.V.	EUR	357.5		213.6	122.7				21.2	357.5
Mayrsohn International Trading Co.	NAM	201.9		201.9						201.9
Frutimport S. de R.L. de C.V.	EUR	194.1			103.2	90.9				194.1
S.A. Imports, LLC	NAM	145.3		63.5		60.5		21.3		145.3
Others		360.0	135.0	174.5	86.2	92.0	135.0	7.4		495.0

Carvajal y Salina Ltda., S.A.C.

Phone: 56 (53) 981724

RUT: 78557210-6

Los Morales, Hijuela 3

Monte Patria, Ovalle



## Exports by Destination Market

Season 2008/2009 (Tons)

PRODUCE	FAR	TOTAL TONS			TOTAL TH.CASES			
		EAST	2008-09	2007-08	2006-07	2008-09	2007-08	2006-07
TABLE GRAPES		1,382.9	1,382.9	662.4	634.1	168.6	80.9	77.3
CRIMSON GRAPE		803.4	803.4	484.8	459.9	98.0	59.3	56.1
R. GLOBE GRAPE		560.7	560.7	140.2	143.0	68.4	17.1	17.4
NOT DEF GRAPE		18.7	18.7			2.3		
THOMPSON GRAPE				37.4	17.2		4.6	2.1
FLAME SDL GRAPE					14.0			1.7
LINERS		1,233.3	1,233.3	662.4	634.1	150.4	80.9	77.3
CHARTERS		149.5	149.5			18.2		
TOTAL TONS		2008-09	1,382.9					
		2007-08	662.4	662.4				
		2006-07	634.1		634.1			
TOTAL TH.CASES		2008-09	168.6			168.6		
		2007-08	80.9				80.9	
		2006-07	77.3					77.3

## Exports by Consignee

Season 2008/2009 (Tons)

CONSIGNEE	MKT	GRAPE	CRIMSON	R. GLOBE	NOT DEF	TOTAL
Shenzhen Xing Long da Import	FAR	429.8	306.4	123.4		429.8
Huitong Economic Trade	FAR	317.8	100.0	217.8		317.8
Guanzhou City Aoben Trading Co.	FAR	242.9	132.7	110.2		242.9
KPC Inc.	FAR	130.9	112.2	18.7		130.9
Others		261.4	152.1	90.6	18.7	261.4

Arcotrading Ltda

Phone: 56 (2) 8848141

Fax: 56 (2) 8608148

e-mail: arcotrading@arcotrading.cl

Contact: Jorge Jerez

RUT: 77499880-2

General San Martin Parad. 24 1/2 , parcela 10H

Colina, Santiago



## Exports by Destination Market

Season 2008/2009 (Tons)

PRODUCE	NORTH AMERIC	EUROPE			LATIN AMERIC	TOTAL TONS			TOTAL TH.CASES		
		CONT	RUS	UK		2008-09	2007-08	2006-07	2008-09	2007-08	2006-07
TABLE GRAPES	1,037.5	240.8	48.0	24.8		1,351.0	1,155.8	446.5	166.2	149.9	55.6
NECTARINES					19.8	19.8	175.9		2.2	20.1	
PLUMS							96.1			9.7	
PEACHES							75.4	16.3		8.4	2.0
APPLES							23.7	41.0		1.2	2.2
CRIMSON GRAPE	284.8	54.2		15.3		354.3	213.0	77.1	44.1	26.7	9.4
SUGRAONE GRAPE	256.2	49.2		9.5		314.9	76.4	64.5	39.2	9.4	7.9
THOMPSON GRAPE	189.7	71.3	48.0			309.0	322.4	89.8	38.4	46.3	12.1
FLAME SDL GRAPE	243.2	23.8				267.1	374.4	135.6	32.6	45.6	16.5
R. GLOBE GRAPE	63.6	42.2				105.8	169.7	42.5	12.0	21.8	5.2
CHARTERS	1,037.5	240.8	48.0	24.8		1,351.0	1,401.2	462.9	166.2	175.9	57.7
LINERS					19.8	19.8	148.7	41.0	2.2	14.7	2.2
TOTAL TONS	2008-09	1,037.5	240.8	48.0	24.8	1,370.8					
	2007-08	1,026.8	289.3	64.5	87.1	82.2	1,549.9				
	2006-07	484.5	19.4				503.8				
TOTAL TH.CASES	2008-09	126.5	31.1	5.9	2.8	2.2			168.4		
	2007-08	121.9	44.3	7.9	9.7	6.8				190.6	
	2006-07	56.3	3.5								59.8

## Exports by Consignee

Season 2008/2009 (Tons)

CONSIGNEE	MKT	GRAPE	NECTARIN	CRIMSON	SUGRAONE	THOMPSON	FLAME SDL	R. GLOBE	RIO RED	NE 142	TOTAL
Seald Sweet LLC	NAM	856.5		284.8	241.3	142.5	124.4	63.6			856.5
Frucom Hamburg GmbH & Co	EUR	228.8		54.2	49.2	59.3	23.8	42.2			228.8
Fisher Capespan	NAM	181.0			15.0	47.2	118.9				181.0
Ooo Star Fruit	EUR	32.3				32.3					32.3
Others		52.5	19.8	15.3	9.5	27.7			11.2	8.6	72.3



www.sofruco.com  
 RUT: 90831000-4  
 Coyancura 2283 Of. 602  
 Providencia, Santiago

La Rosa Sofruco  
 Phone: 56 (2) 6700600  
 Fax: 56 (2) 2330353  
 e-mail: info@sofruco.com  
 Contact: Felipe Bennett

## Exports by Destination Market

Season 2008/2009 (Tons)

PRODUCE	NORTH AMERICA		LATIN AMERIC	EUROPE	TOTAL TONS			TOTAL TH.CASES		
	EAST	WEST			2008-09	2007-08	2006-07	2008-09	2007-08	2006-07
ORANGES	42.8		338.7	147.0	528.5	428.0	302.1	33.3	25.6	18.1
AVOCADOS	86.0	215.0		109.6	410.6	280.4	257.3	53.3	31.7	26.3
LEMONS	148.0	97.9			246.0	222.9	173.4	14.4	13.0	10.1
GRAPEFRUITS			113.9		113.9	145.8	53.3	7.6	9.7	3.6
NAVELS ORANGE	42.8		233.8	147.0	423.6	180.9	109.3	26.1	11.0	6.8
HASS AVOCADO	86.0	215.0		109.6	410.6	280.4	257.3	53.3	31.7	26.3
FINO 49 LEMON	148.0	97.9			246.0	222.9	173.4	14.4	13.0	10.1
STAR RUBY GRAPEFR.			113.9		113.9	145.8	53.3	7.6	9.7	3.6
NOT DEF CLEMENT	38.4		5.8		44.2			4.4		
LINERS	290.8	291.5	246.4	256.6	1,085.2	663.7	775.3	96.5	53.9	57.1
LAND FREIGHT			223.0		223.0	414.9	35.0	13.9	25.4	2.1
CHARTERS	24.5	21.5			46.0	21.5		3.4	1.9	
TOTAL TONS	2008-09	315.3	313.0	469.4	256.6	1,354.2				
	2007-08		459.5	530.4	85.8		1,100.1			
	2006-07	325.6	148.6	248.9	62.7			810.3		
TOTAL TH.CASES	2008-09	22.7	25.0	29.8	36.2			113.7		
	2007-08		34.1	32.4	13.4				81.3	
	2006-07	26.3	8.6	14.9	8.0					59.3

## Exports by Consignee

Season 2008/2009 (Tons)

CONSIGNEE	MKT	ORANGE	AVOCADO	LEMON	GRAPEFR.	CLEMENT	NAVELS	HASS	FINO 49	STAR RUBY	NOT DEF	TOTAL
CMR Group	EUR	147.0	87.6				147.0	87.6				234.6
Jumbo Retail Argentina S.A.	LAT	128.5			94.5		85.7			94.5		223.0
Fresh Pacific	NAM		193.5					193.5				193.5
Nathel & Nathel, Inc.	NAM			123.3					123.3			123.3
Others		253.0	129.4	122.7	19.4	44.2	190.9	129.4	122.7	19.4	44.2	579.7



RUT: 76036883-0

San Esteban Ltda., Exp.

## Exports by Destination Market

Season 2008/2009 (Tons)

PRODUCE	EUROPE	FAR EAST	NORTH AMERIC	MIDDLE EAST	TONS		TH.CAS	
					2008-09	2008-09	2008-09	2008-09
APPLES	268.7	143.0		42.8	454.6	25.9		
KIWIFRUIT	428.7				428.7	42.9		
PEARS	354.9				354.9	35.5		
BLUEBERRIES			111.4		111.4	57.1		
ABATE FT. PEAR	354.9				354.9	35.5		
HAYWARD KIWIS	325.1				325.1	32.5		
RY. GALA APPLE	238.2			42.8	281.0	16.7		
FUJI APPLE		143.0			143.0	7.4		
NOT DEF KIWIS	103.6				103.6	10.4		
NOT DEF BLUEB			74.7		74.7	39.1		
LINERS	928.1	143.0	111.4	42.8	1,225.2	148.9		
CHARTERS	124.3				124.3	12.4		
TONS	2008-09	1,052.4	143.0	111.4	42.8	1,349.5		
TH.CASES	2008-09	94.4	7.4	57.1	2.4		161.3	

## Exports by Consignee

Season 2008/2009 (Tons)

CONSIGNEE	MKT	APPLE	KIWIS	PEAR	BLUEB	ABATE FT.	HAYWARD	RY. GALA	FUJI	NOT DEF	NOT DEF	TOTAL
Salvi - Unacoa S.P.A.	EUR	105.0	227.1	288.8		288.8	123.5	74.4		103.6		620.8
Agricola Gloria Due S.R.L.	EUR	128.4	201.6	66.2		66.2	201.6	128.4				396.2
Jane Bros Enterprise Co., Ltd.	FAR	143.0							143.0			143.0
Alpine Fresh Inc.	NAM				99.1						62.4	99.1
Others		78.2			12.2			78.2			12.2	90.4

Agrexport Ltda.

Phone: 56 (51) 411756

Fax: 56 (51) 411523

e-mail: contact@agrexport.cl


Contact: Italo Schiappacasse Sastre

www.agrexport.cl

RUT: 77662350-4

Fundo Sta. Inés

Vicuña, La Serena



## Exports by Destination Market

Season 2008/2009 (Tons)

PRODUCE	NORTH AMERICA		EUROPE	TOTAL TONS			TOTAL TH.CASES		
	EAST	WEST		2008-09	2007-08	2006-07	2008-09	2007-08	2006-07
TABLE GRAPES	987.9	3.1	354.7	1,345.7	1,555.8	1,595.9	184.7	202.2	203.3
FLAME SDL GRAPE	595.4		7.4	602.8	734.4	849.7	72.0	89.4	104.9
THOMPSON GRAPE	207.3		252.6	459.9	546.8	539.8	75.6	77.1	73.2
SUGRAONE GRAPE	185.2	3.1	58.3	246.5	216.7	134.9	29.8	26.4	16.4
NOT DEF GRAPE			36.4	36.4	43.7	14.7	7.3	7.6	1.8
R. GLOBE GRAPE					14.2	56.8		1.7	6.9
CHARTERS	987.9	3.1	318.3	1,309.3	1,482.5	1,514.5	177.4	188.8	190.8
LINERS			36.4	36.4	73.3	81.4	7.3	13.3	12.6
TOTAL TONS	2008-09	987.9	3.1	354.7	1,345.7				
	2007-08	1,268.3	65.8	221.8		1,555.8			
	2006-07	1,441.6		110.1			1,595.9		
TOTAL TH.CASES	2008-09	117.8	0.4	66.5			184.7		
	2007-08	152.6	8.0	41.5				202.2	
	2006-07	176.8		21.1					203.3

## Exports by Consignee

Season 2008/2009 (Tons)

CONSIGNEE	MKT	GRAPE	FLAME SDL	THOMPSON	SUGRAONE	NOT DEF	TOTAL
Wal-Mart Stores, Inc.	NAM	558.4	292.1	109.5	156.8		558.4
Pro Fruit Marketing, Inc.	NAM	227.4	127.5	74.0	25.9		227.4
Dayka & Hackett LLC	NAM	205.1	175.7	23.8	5.6		205.1
Chiquita Fresh BVBA	EUR	133.2	3.4	129.8			133.2
Others		221.6	4.0	122.8	58.3	36.4	221.6

Monte Alto Fruit S.A, Exp.

Phone: 56 (2) 2323380

e-mail: iperez@altofruit.cl

Contact: Ignacio Perez

RUT: 76038721-5

Callao 2975 of 101

Las Condes, Santiago



## Exports by Destination Market

Season 2008/2009 (Tons)

PRODUCE	NORTH AMERIC	EUROPE	TONS		TH.CAS
			2008-09	2008-09	
TABLE GRAPES	946.7	192.9	1,139.6	159.0	
PLUMS	196.7		196.7	26.2	
THOMPSON GRAPE	450.0	159.9	609.8	91.1	
FLAME SDL GRAPE	347.2		347.2	42.3	
CRIMSON GRAPE	149.6	4.9	154.5	19.3	
ANGELENO PLUM	95.7		95.7	12.9	
B. AMBAR PLUM	51.9		51.9	6.9	
LARRY ANN PLUM	49.1		49.1	6.4	
NOT DEF GRAPE		28.2	28.2	6.3	
CHARTERS	1,052.9	52.2	1,105.1	142.9	
LINERS	90.5	140.8	231.3	42.3	
TONS	2008-09	1,143.4	192.9	1,336.3	
TH.CASES	2008-09	141.7	43.5	185.2	

## Exports by Consignee

Season 2008/2009 (Tons)

CONSIGNEE	MKT	GRAPE	PLUM	THOMPSON	FLAME SDL	CRIMSON	ANGELENO	B. AMBAR	LARRY ANN	NOT DEF	TOTAL
Chiquita Fresh North America	NAM	616.1	196.7	302.0	231.4	82.7	95.7	51.9	49.1		812.8
Pro Fruit Marketing, Inc.	NAM	330.6		148.0	115.7	66.9					330.6
Direct Fruit Marketing DFM GmbH	EUR	75.6		61.5						14.1	75.6
Chiquita Fresh BVBA	EUR	75.1		56.1		4.9				14.1	75.1
To Order	EUR	42.2		42.2							42.2



## Exports by Destination Market

Season 2008/2009 (Tons)

PRODUCE	NORTH AMERICA		EUROPE	TOTAL TONS			TOTAL TH.CASES		
	EAST	WEST		2008-09	2007-08	2006-07	2008-09	2007-08	2006-07
TABLE GRAPES	735.6	412.5	168.2	1,316.2	1,087.4	578.0	160.6	132.4	70.5
FLAME SDL GRAPE	328.7	181.8	57.8	568.3	388.7	270.2	69.9	47.3	32.9
SUGRAONE GRAPE	121.2	107.8	36.0	265.1	177.4	35.4	31.5	21.6	4.3
CRIMSON GRAPE	126.7	39.4	33.0	199.1	192.5	32.3	25.7	23.5	3.9
QU. RED GRAPE	66.6	50.4	0.8	117.8	97.2	10.2	14.3	11.9	1.2
RUBY SDL GRAPE	38.6	15.7	9.6	63.9	73.1	80.3	7.6	8.9	9.8
THOMPSON GRAPE	23.0	7.1	25.3	55.5	116.4	73.2	6.1	14.2	8.9
AUT. RY. GRAPE	7.1	8.7		15.7	13.4	15.7	1.9	1.6	1.9
R. GLOBE GRAPE	15.7			15.7		15.7	1.9		1.9
BLACK SDL GRAPE	7.9	1.6	0.8	10.2	5.9		1.2	0.7	
CHARTERS	735.6	412.5	41.0	1,189.0	1,087.4	578.0	147.9	132.4	70.5
LINERS			127.2	127.2			12.7		
TOTAL TONS	2008-09	735.6	412.5	168.2	1,316.2				
	2007-08	540.3	547.1			1,087.4			
	2006-07	228.3	349.7			578.0			
TOTAL TH.CASES	2008-09	89.4	50.3	20.9			160.6		
	2007-08	65.7	66.7				132.4		
	2006-07	27.8	42.6						70.5

## Exports by Consignee

Season 2008/2009 (Tons)

CONSIGNEE	MKT	GRAPE	FLAME SDL	SUGRAONE	CRIMSON	QU. RED	RUBY SDL	THOMPSON	R. GLOBE	AUT. RY.	BLACK SDL	TOTAL
The Oppenheimer Group	NAM	1,148.0	510.5	229.1	166.1	117.0	54.3	30.1	15.7	15.7	9.4	1,148.0
Frucom Hamburg GmbH & Co	EUR	127.2	38.4	36.0	12.0	0.8	9.6	24.8			0.8	127.2
Origin Fruit Direct BV	EUR	41.0	19.4		21.0			0.5				41.0



RUT: 52002888-9

Brigofruit Import.Export.Eirl

## Exports by Destination Market

Season 2008/2009 (Tons)

PRODUCE	LATIN AMERIC	TOTAL TONS			TOTAL TH.CASES		
		2008-09	2007-08	2006-07	2008-09	2007-08	2006-07
APPLES	1,246.5	1,246.5	1,821.2	1,945.1	55.8	83.0	92.8
PEARS	63.2	63.2	344.8	520.1	3.5	19.2	28.9
PLUMS				33.7			2.4
KIWIFRUIT				18.0			1.1
RY. GALA APPLE	457.7	457.7	549.3	313.6	19.5	24.0	14.8
RED CHIEF APPLE	407.7	407.7	334.2	462.7	18.4	14.5	20.7
GRANNIES APPLE	153.8	153.8	286.3	202.3	6.7	11.9	9.6
SCARLETT APPLE	141.5	141.5	640.5	836.5	7.0	32.1	41.4
PACKHAMS PEAR	63.2	63.2	344.8	520.1	3.5	19.2	28.9
FUJI APPLE	40.3	40.3	10.8	81.9	1.8	0.5	4.1
R. STARK APPLE	25.9	25.9			1.3		
LAND FREIGHT	1,309.7	1,309.7	2,165.9	2,517.0	59.4	102.2	125.2
TOTAL TONS	2008-09	1,309.7	1,309.7				
	2007-08	2,165.9	2,165.9				
	2006-07	2,517.0		2,517.0			
TOTAL TH.CASES	2008-09	59.4			59.4		
	2007-08	102.2				102.2	
	2006-07	125.2					125.2

## Exports by Consignee

Season 2008/2009 (Tons)

CONSIGNEE	MKT	APPLE	PEAR	RY. GALA	RED CHIEF	GRANNIES	SCARLETT	PACKHAMS	FUJI	R. STARK	RICH. D.	TOTAL
Delia Calles	LAT	529.8		324.1	95.3	72.0	13.1					529.8
Peque S A C	LAT	331.5	63.2	33.1	100.6	12.9	128.4	63.2	11.1	25.9	19.5	394.7
Irineo Villalobos	LAT	312.6		48.0	205.8	58.8						312.6
Martha Calle	LAT	24.2		20.2		4.0						24.2
Others		48.4		32.3	6.0	6.0				4.0		48.4

## Exports by Destination Market

Season 2008/2009 (Tons)

PRODUCE	LATIN	TONS	TH.CAS
	AMERIC	2008-09	2008-09
APPLES	729.3	729.3	38.8
PEARS	311.7	311.7	21.0
TABLE GRAPES	113.6	113.6	13.8
KIWIFRUIT	49.5	49.5	5.5
CHERRIES	31.7	31.7	12.6
RY. GALA APPLE	391.0	391.0	20.1
PACKHAMS PEAR	228.6	228.6	12.7
GRANNIES APPLE	138.5	138.5	7.5
RICH. D. APPLE	118.0	118.0	6.4
R. GLOBE GRAPE	78.1	78.1	9.5
LINERS	1,255.5	1,255.5	84.9
AIR FREIGHT	31.7	31.7	12.6
<b>TONS</b>	<b>2008-09</b>	<b>1,287.3</b>	<b>1,287.3</b>
<b>TH.CASES</b>	<b>2008-09</b>	<b>97.5</b>	<b>97.5</b>

## Exports by Consignee

Season 2008/2009 (Tons)

CONSIGNEE	MKT	APPLE	PEAR	GRAPE	KIWIS	CHERRY	RY. GALA	PACKHAMS	GRANNIES	RICH. D.	R. GLOBE	TOTAL
Distribuidora Emijor C.A.	LAT	729.3	242.6	113.6	49.5	24.8	391.0	159.5	138.5	118.0	78.1	1,211.3
To Order	LAT		69.1			1.9		69.1				71.0
Los Lorenzos C.A.	LAT					5.0						5.0

## Grow Southwest S.A

Contact: José Tomás Poblete

RUT: 99564610-2

Santa Ines De Miraflores 27

## Exports by Destination Market

Season 2008/2009 (Tons)

PRODUCE	NORTH AMERICA		EUROPE			FAR	LATIN	TOTAL TONS			TOTAL TH.CASES		
	EAST	WEST	CONT	RUS	UK	EAST	AMERIC	2008-09	2007-08	2006-07	2008-09	2007-08	2006-07
TABLE GRAPES	234.0	497.0	202.8	56.7	45.6	173.2	76.0	1,285.3	507.8	207.2	176.6	70.7	26.1
THOMPSON GRAPE	75.9	254.3	147.3	16.7			18.4	512.6	167.3	78.2	75.1	25.1	10.4
CRIMSON GRAPE	98.7	92.9	46.8	40.0	45.6	114.1		438.2	216.8	128.9	60.1	31.4	15.7
R. GLOBE GRAPE		5.0				59.0	57.6	121.6	85.7		14.8	9.5	
SUGRAONE GRAPE	14.9	83.6	7.4					105.9			13.5		
FLAME SDL GRAPE	27.8	44.5	1.2					73.5	38.0		9.0	4.6	
NOT DEF GRAPE	16.7	16.7						33.5			4.1		
CHARTERS	183.8	303.1	187.5	56.7	10.5	60.0		801.6	339.2	207.2	113.4	49.2	26.1
LINERS	50.2	193.9	15.3			113.2	57.6	465.3	168.6		60.9	21.5	
LAND FREIGHT							18.4	18.4			2.2		
<b>TOTAL</b>	<b>2008-09</b>	<b>234.0</b>	<b>497.0</b>	<b>202.8</b>	<b>56.7</b>	<b>45.6</b>	<b>173.2</b>	<b>76.0</b>	<b>1,285.3</b>				
<b>TONS</b>	<b>2007-08</b>	<b>102.2</b>	<b>116.2</b>	<b>180.3</b>	<b>36.8</b>	<b>21.2</b>	<b>18.4</b>	<b>32.7</b>	<b>507.8</b>				
	<b>2006-07</b>	<b>25.9</b>	<b>170.7</b>	<b>10.5</b>						<b>207.2</b>			
<b>TOTAL</b>	<b>2008-09</b>	<b>28.5</b>	<b>60.5</b>	<b>41.3</b>	<b>6.9</b>	<b>9.0</b>	<b>21.1</b>	<b>9.3</b>			<b>176.6</b>		
<b>TH.CASES</b>	<b>2007-08</b>	<b>12.5</b>	<b>14.6</b>	<b>29.0</b>	<b>4.5</b>	<b>4.3</b>	<b>2.3</b>	<b>3.4</b>				<b>70.7</b>	
	<b>2006-07</b>	<b>3.2</b>	<b>20.8</b>	<b>2.1</b>									<b>26.1</b>

## Exports by Consignee

Season 2008/2009 (Tons)

CONSIGNEE	MKT	GRAPE	THOMPSON	CRIMSON	R. GLOBE	SUGRAONE	FLAME SDL	NOT DEF	TOTAL
Pacific Trellis Fruit	NAM	731.0	330.2	191.6	5.0	98.5	72.3	33.5	731.0
Wing Mau Trading Co., Ltd.	FAR	117.1		58.1	59.0				117.1
O. Van Assche N.V.- S.A.	EUR	96.7	77.5	10.6		7.4	1.2		96.7
To Order	EUR	88.3	54.6	33.7					88.3
Others		252.2	50.4	144.2	57.6				252.2

RUT: 76680490-K

## Exports by Destination Market

Season 2008/2009 (Tons)

PRODUCE	LATIN AMERIC	TOTAL TONS		TOTAL TH.CASES	
		2008-09	2007-08	2008-09	2007-08
APPLES	1,036.6	1,036.6	280.5	50.4	13.7
PEARS	139.6	139.6	46.4	8.2	2.6
PLUMS	72.8	72.8		4.9	
TABLE GRAPES	10.8	10.8		0.5	
KIWIFRUIT	8.1	8.1		0.7	
RED CHIEF APPLE	462.8	462.8	137.2	22.1	6.6
RY. GALA APPLE	343.3	343.3	90.4	17.0	4.5
GRANNIES APPLE	143.9	143.9	27.5	7.0	1.4
PACKHAMS PEAR	139.6	139.6	43.3	8.2	2.4
SCARLETT APPLE	73.5	73.5	19.6	3.7	1.0
FORTUNE PLUM	42.3	42.3		2.8	
LAND FREIGHT	1,271.5	1,271.5	326.9	64.9	16.2
TONS	2008-09	1,271.5	1,271.5		
	2007-08	326.9	326.9		
TH.CASES	2008-09	64.9		64.9	
	2007-08	16.2			16.2

## Exports by Consignee

Season 2008/2009 (Tons)

CONSIGNEE	MKT	APPLE	PEAR	PLUM	GRAPE	KIWIS	RED CHIEF	RY. GALA	GRANNIES	PACKHAMS	SCARLETT	TOTAL
To Order	LAT	400.7	16.0	6.5			208.5	114.3	72.0	16.0	5.9	423.2
Imp Pao & Sebas Eirl	LAT	228.3	13.9		10.8	3.5	75.0	103.5	33.1	13.9	10.8	256.4
Tootal Fresh Scrll	LAT	101.9	94.9	33.0		3.5	24.3	13.4	6.9	94.9	51.9	233.4
Hilda Arce Rodríguez	LAT	152.2					111.3	22.8	18.1			152.2
Others		153.5	14.7	33.3		1.2	43.7	89.2	13.7	14.7	4.9	206.3


<http://evenchil.com>

 RUT: 99598000-2  
 Av. Tabancura 1515 of. 320  
 Vitacura, Santiago

Empresa Venezolana Chilena

 Phone: 56 (2) 9541089  
 e-mail: josereyesc@evenchil.com

## Exports by Destination Market

Season 2008/2009 (Tons)

PRODUCE	LATIN AMERIC	TOTAL TONS			TOTAL TH.CASES		
		2008-09	2007-08	2006-07	2008-09	2007-08	2006-07
APPLES	1,044.3	1,044.3	1,413.4	1,209.4	54.5	73.9	63.2
TABLE GRAPES	133.1	133.1	48.4	37.4	16.2	5.9	4.6
PEARS	69.1	69.1	184.6	301.2	3.8	10.2	16.7
PLUMS	9.9	9.9		31.0	1.1		3.4
NECTARINES	7.6	7.6		7.6	0.8		0.8
RICH. D. APPLE	543.3	543.3	485.9	437.8	28.1	25.2	22.8
RY. GALA APPLE	134.8	134.8	317.6	77.3	7.1	16.7	4.1
R. GLOBE GRAPE	124.3	124.3	48.4	37.4	15.2	5.9	4.6
GRANNIES APPLE	116.0	116.0	166.4	49.0	6.2	8.8	2.6
PACKHAMS PEAR	69.1	69.1	161.5	281.1	3.8	9.0	15.6
FUJI APPLE	66.0	66.0	51.3	53.6	3.5	2.7	2.8
LINERS	1,266.5	1,266.5	1,646.5	1,589.5	77.1	90.1	89.1
TOTAL TONS	2008-09	1,266.5	1,266.5				
	2007-08	1,646.5	1,646.5				
	2006-07	1,589.5		1,589.5			
TOTAL TH.CASES	2008-09	77.1			77.1		
	2007-08	90.1				90.1	
	2006-07	89.1					89.1

## Exports by Consignee

Season 2008/2009 (Tons)

CONSIGNEE	MKT	APPLE	GRAPE	PEAR	PLUM	NECTARIN	RICH. D.	RY. GALA	R. GLOBE	GRANNIES	PACKHAMS	TOTAL
Multitrading International	LAT	558.2	49.9	69.1			296.3	134.8	49.9	38.0	69.1	677.2
Comercial Dodi CA	LAT	486.1	49.9		9.9	7.6	247.0		41.0	78.0		556.0
To Order	LAT		33.3						33.3			33.3

**Agrifrut Comercial Ltda.**

Phone: 56 (2) 7384700

Fax: 56 (2) 7384699

e-mail: marcodelajara@agrifrutsc.cl

Contact: Marco Antonio de la Jara

RUT: 77607310-5

Avda.El Valle 937 Of.354

Huechuraba, Santiago


**Exports by Destination Market**

Season 2008/2009 (Tons)

PRODUCE	FAR EAST	EUROPE		NORTH AMERICA		TOTAL TONS			TOTAL TH.CASES		
		CONT	UK	EAST	WEST	2008-09	2007-08	2006-07	2008-09	2007-08	2006-07
TABLE GRAPES	656.6	277.6	125.6	139.5	64.1	1.263.4	1.138.9	782.3	186.2	177.9	113.7
CHERRIES							0.6			0.1	
THOMPSON GRAPE	82.0	159.7	78.3	27.2	46.7	393.9	398.0	118.2	61.9	70.9	20.9
R. GLOBE GRAPE	330.9			21.0		351.9	337.0	360.8	42.6	41.0	44.0
CRIMSON GRAPE	170.7	37.8	39.1	69.2	17.3	334.1	350.0	244.4	53.0	56.1	39.6
SUGRAONE GRAPE		65.7	8.2	14.9		88.8	33.7	10.1	17.2	7.4	2.2
AUT. RY. GRAPE	42.1	14.4				56.5			6.7		
NOT DEF GRAPE	30.9			7.2		38.1	13.9	30.2	4.6	1.7	4.6
FLAME SDL GRAPE							6.3			0.8	
LINERS	619.1	12.9			64.1	696.1	647.1	502.3	91.9	91.5	66.1
CHARTERS	37.4	264.6	125.6	139.5		567.2	491.8	280.0	94.3	86.4	47.5
AIR FREIGHT	0.04					0.04	0.6		0.006	0.1	
<b>TOTAL TONS</b>	<b>2008-09</b>	<b>656.6</b>	<b>277.6</b>	<b>125.6</b>	<b>139.5</b>	<b>64.1</b>	<b>1.263.4</b>				
	2007-08	538.2	343.5	159.0	77.0	21.9	1.139.6				
	2006-07	459.4	182.7	54.8		85.5		782.3			
<b>TOTAL TH.CASES</b>	<b>2008-09</b>	<b>85.9</b>	<b>56.3</b>	<b>19.5</b>	<b>16.6</b>	<b>7.8</b>			<b>186.2</b>		
	2007-08	71.3	72.3	22.4	9.4	2.7			178.1		
	2006-07	57.5	36.9	8.9		10.4					113.7

**Exports by Consignee**

Season 2008/2009 (Tons)

CONSIGNEE	MKT	GRAPE	THOMPSON	R. GLOBE	CRIMSON	SUGRAONE	AUT. RY.	NOT DEF	TOTAL
Timerfruit B.V.	EUR	277.6	159.7		37.8	65.7	14.4		277.6
Jac Vandenberg, Inc.	NAM	166.0	73.9		86.5	5.6			166.0
Kingo Fruits Co., Ltd.	FAR	113.7		24.3	58.5		30.8		113.7
Fruteria, Inc.	FAR	111.2	37.4		56.1			17.7	111.2
Others		594.9	122.9	327.6	95.2	17.6	11.2	20.4	594.9

**Agricola y Fruticola La Esperanza S.A**

RUT: 79669990-6


**Exports by Destination Market**

Season 2008/2009 (Tons)

PRODUCE	NORTH AMERICA		EUROPE		FAR	LATIN	TOTAL TONS		TOTAL TH.CASES	
	EAST	WEST	CONT	UK	EAST	AMERIC	2008-09	2007-08	2008-09	2007-08
TABLE GRAPES	165.7	110.7	242.9	45.9	203.3	17.7	786.1	647.7	113.2	93.3
PEARS	183.2	161.3	41.5				385.9	507.2	21.4	28.7
APPLES	20.2	20.2	19.9				60.2		3.3	
KIWIFRUIT			17.3				17.3	22.1	1.7	2.2
S. BARTL. PEAR	183.2	139.4					322.6	370.6	17.9	21.1
THOMPSON GRAPE	88.6	59.2	86.9	37.0	26.6		298.2	209.3	46.6	34.3
R. GLOBE GRAPE	4.7	3.9	142.1	8.9	44.3	17.7	221.6	171.8	32.9	24.8
CRIMSON GRAPE	67.7	29.1	4.9		62.0		163.7	153.3	20.5	19.2
NOT DEF GRAPE		18.4	9.0		70.4		97.8	13.4	12.7	2.7
C. PINK APPLE	20.2	20.2	12.1				52.4		2.9	
CHARTERS	348.9	272.0	119.9				740.7	1.095.8	70.1	111.5
LINERS	20.2	20.2	201.7	45.9	203.3	17.7	508.8	81.3	69.7	12.7
<b>TONS</b>	<b>2008-09</b>	<b>369.0</b>	<b>292.1</b>	<b>321.5</b>	<b>45.9</b>	<b>203.3</b>	<b>1.249.5</b>			
	2007-08	193.7	496.7	228.9	48.1			1.177.0		
<b>TH.CASES</b>	<b>2008-09</b>	<b>31.5</b>	<b>23.6</b>	<b>49.2</b>	<b>8.4</b>	<b>2.2</b>			<b>139.7</b>	
	2007-08	14.4	40.4	36.5	8.8					124.2

**Exports by Consignee**

Season 2008/2009 (Tons)

CONSIGNEE	MKT	GRAPE	PEAR	APPLE	KIWIS	S. BARTL.	THOMPSON	R. GLOBE	CRIMSON	NOT DEF	C. PINK	TOTAL
Pacific Trellis Fruit	NAM	166.9	183.2			183.2	74.0	4.7	83.4			350.1
Anaco & Greeve International B.V.	EUR	122.5	18.4	19.9	17.3		39.0	74.5		9.0	12.1	178.2
Arbola Produce, Inc.	NAM	75.1	69.1	20.2		47.2	39.4	3.9	13.4	18.4	20.2	164.4
KNC Fresh Fruits Inc.	FAR	141.3					17.7	35.4	35.4	52.7		141.3
Others		280.3	115.2	20.2		92.2	128.1	103.0	31.5	17.7	20.2	415.6



**www.atunguayco.cl**  
 RUT: 76231390-1  
 Avda Americo Vespucio 1640  
 Quilicura

Oteiza Limitada, Exportadora e Importadora  
 Phone: 56 (2) 6272408/6275211  
 Fax: 56 (2)6274952  
 e-mail: mathiasoteiza@atunguayco.cl  
 Contact: Mathias Oteiza L.

## Exports by Destination Market

Season 2008/2009 (Tons)

PRODUCE	NORTH AMERICA		TOTAL TONS			TOTAL TH.CASES		
	EAST	WEST	2008-09	2007-08	2006-07	2008-09	2007-08	2006-07
CLEMENTINES	744.2	228.1	972.3	59.8	407.2	137.3	12.5	67.5
ORANGES	145.0	38.9	183.8	65.3		12.3	3.8	
AVOCADOS		86.0	86.0			7.7		
MANDARINES				305.3			59.3	
TABLE GRAPES				178.3	213.5		25.3	24.7
CLEMENUL. CLEMENT	683.0	228.1	911.1	59.8	309.4	128.1	12.5	54.7
FUKUMOTO ORANGE	145.0	38.9	183.8	65.3		12.3	3.8	
HASS AVOCADO		86.0	86.0			7.7		
NOT DEF CLEMENT	61.2		61.2		97.8	9.2		12.8
CLEMENUL. MAND.				285.4			54.3	
LINERS	889.1	353.0	1.242.2	608.6	517.5	157.2	100.9	79.6
CHARTERS					103.1			12.6
TOTAL TONS	2008-09	889.1	353.0	1.242.2				
	2007-08	305.1	104.2		608.6			
	2006-07	306.8	203.5			620.7		
TOTAL TH.CASES	2008-09	124.3	32.9			157.2		
	2007-08	65.2	9.0				100.9	
	2006-07	55.9	24.2					92.2

## Exports by Consignee

Season 2008/2009 (Tons)

CONSIGNEE	MKT	CLEMENT	ORANGE	AVOCADO	CLEMENUL.	FUKUMOTO	HASS	NOT DEF	TOTAL
LGS Specialty Sales Ltd	NAM	622.1	125.3		622.1	125.3			747.4
To Order	NAM	268.0	38.9		206.8	38.9		61.2	306.9
Calavo Growers Of California	NAM			86.0			86.0		86.0
Fresh Pacific	NAM	41.5			41.5				41.5
Others		40.7	19.7		40.7	19.7			60.4



**www.frutifor.com**  
 RUT: 76040810-7  
 La Dehesa 126  
 Lo Barnechea, Santiago

Frutifor Ltda., Exp.  
 Phone: 56 (75) 318505  
 Fax: 56 (9) 95499410  
 e-mail: avanbavel@frutifor.com  
 Contact: Andre van Bavel

## Exports by Destination Market

Season 2008/2009 (Tons)

PRODUCE	NORTH AMERICA		LATIN AMERIC	EUROPE	TOTAL TONS			TOTAL TH.CASES		
	EAST	WEST			2008-09	2007-08	2006-07	2008-09	2007-08	2006-07
APPLES	277.1	259.2	442.5	120.0	1.098.8	1.032.6	86.7	60.2	59.0	4.1
PEARS		115.2			115.2	582.4		6.4	20.5	
FUJI APPLE	166.3	183.8	75.8		425.8	132.5	18.1	21.1	6.9	1.0
RY. GALA APPLE	104.4	51.6	119.1	81.9	356.9	309.9		21.3	18.2	
BRAEBURN APPLE	6.5	18.8	61.8	38.1	125.0	97.0		7.9	6.4	
BOSC PEAR		115.2			115.2	582.4		6.4	20.5	
RICH. D. APPLE			95.6		95.6	77.8	57.3	5.0	3.7	2.6
GRANNIES APPLE		5.1	90.3		95.4	415.4	11.4	5.0	23.8	0.5
LINERS	277.1	374.4	420.4	120.0	1.191.9	1.189.2	20.2	65.6	57.0	1.1
LAND FREIGHT			22.1		22.1	332.0		66.5	1.0	16.4
CHARTERS						93.9			6.1	3.0
TOTAL TONS	2008-09	277.1	374.4	442.5	120.0	1.214.0				
	2007-08	213.9	686.2	332.0	301.2	1.615.0				
	2006-07			66.5			86.7			
TOTAL TH.CASES	2008-09	14.1	21.8	22.6	8.1			66.6		
	2007-08	11.8	26.6	16.4	20.5				79.5	
	2006-07			3.0						4.1

## Exports by Consignee

Season 2008/2009 (Tons)

CONSIGNEE	MKT	APPLE	PEAR	FUJI	RY. GALA	BRAEBURN	BOSC	RICH. D.	GRANNIES	TOTAL
Stanley Orchards Sales, Inc.	NAM	297.3	115.2	290.8		6.5	115.2			412.5
Frutera del Litoral Cia. Ltda.	LAT	396.7		53.6	95.3	61.8		95.6	90.3	396.7
Global Pacific Produce	EUR	120.0			81.9	38.1				120.0
L & M Companies, Inc.	NAM	84.2			84.2					84.2
Others		200.7		81.3	95.5	18.8			5.1	200.7

Cochiguaz S.A, Agric.

Phone: 56 (2) 6577763

Fax: 56 (2) 6577783

e-mail: fgonzalez@bellavita.cl

Contact: Fernando Gonzalez

RUT: 96949480-9

Augusto Leguía Norte 100 Of. 607

Las Condes, Santiago



## Exports by Destination Market

Season 2008/2009 (Tons)

PRODUCE	NORTH AMERICA		TOTAL TONS			TOTAL TH.CASES		
	EAST	WEST	2008-09	2007-08	2006-07	2008-09	2007-08	2006-07
TABLE GRAPES	1,050.6	138.5	1,189.2	1,040.9	822.3	145.0	126.9	100.3
FLAME SDL GRAPE	1,050.6	138.5	1,189.2	1,033.8	822.3	145.0	126.1	100.3
THOMPSON GRAPE				7.1			0.9	
CHARTERS	1,050.6	103.1	1,153.7	1,033.8	806.4	140.7	126.1	98.3
LINERS		35.4			15.9		4.3	1.9
AIR FREIGHT				7.1			0.9	
<b>TOTAL TONS</b>	<b>2008-09</b>	<b>1,050.6</b>	<b>138.5</b>	<b>1,189.2</b>				
	2007-08	962.2	78.7		1,040.9			
	2006-07	745.8	60.6			822.3		
<b>TOTAL TH.CASES</b>	<b>2008-09</b>	<b>128.1</b>	<b>16.9</b>			<b>145.0</b>		
	2007-08	117.3	9.6				126.9	
	2006-07	90.9	7.4					100.3

## Exports by Consignee

Season 2008/2009 (Tons)

CONSIGNEE	MKT	GRAPE	FLAME SDL	TOTAL
Pacific Trellis Fruit	NAM	619.9	619.9	619.9
Dayka & Hackett LLC	NAM	374.8	374.8	374.8
Sbrocco International, Inc.	NAM	194.4	194.4	194.4

NSA Exports Ltda.

RUT: 76035655-7



## Exports by Destination Market

Season 2008/2009 (Tons)

PRODUCE	EUROPE		NORTH	LATIN	MIDDLE	TONS		TH.CAS
	CONT	UK	AMERIC	AMERIC	EAST	2008-09	2008-09	
APPLES	290.6	42.3	234.9	158.1	114.3	840.2	46.7	
PEARS	92.2		73.7	46.1		211.9	11.8	
PLUMS			70.9	60.5		131.4	15.6	
PACKHAMS PEAR	92.2		73.7	46.1		211.9	11.8	
RICH. D. APPLE	25.3			59.0	114.3	198.6	10.8	
GALA APPLE	43.4	42.3	84.7	2.0		172.4	9.6	
RY. GALA APPLE			43.5	97.1		140.6	7.5	
GRANNIES APPLE	88.0		42.7			130.8	7.2	
C. PINK APPLE	19.8		64.0			83.7	4.6	
LINERS	382.8	42.3	250.9	244.5	114.3	1,034.8	62.4	
CHARTERS			40.7			40.7	4.5	
LAND FREIGHT				20.2		20.2	2.2	
<b>TONS</b>	<b>2008-09</b>	<b>382.8</b>	<b>42.3</b>	<b>379.5</b>	<b>264.7</b>	<b>114.3</b>	<b>1,183.6</b>	
<b>TH.CASES</b>	<b>2008-09</b>	<b>21.9</b>	<b>2.4</b>	<b>25.9</b>	<b>17.7</b>	<b>6.2</b>	<b>74.1</b>	

## Exports by Consignee

Season 2008/2009 (Tons)

CONSIGNEE	MKT	APPLE	PEAR	PLUM	PACKHAMS	RICH. D.	GALA	RY. GALA	GRANNIES	C. PINK	NOT DEF	TOTAL
To Order	EUR	332.9	92.2		92.2	25.3	85.7		88.0	19.8	64.2	425.1
NSA Produce Marketing Inc	NAM	234.9	73.7	70.9	73.7		84.7	43.5	42.7	64.0		379.5
The First Fruit E.U.	LAT	139.0	23.0	18.7	23.0	39.9	2.0	97.1				180.7
To Order	MID	114.3				114.3						114.3
Others		19.2	23.0	41.8	23.0	19.2						84.0



RUT: 77634830-9  
Av. Vitacura 5250 Of. 1101  
Vitacura, Santiago

South Pacific Trading Ltda.  
Phone: 56 (2) 2479084/2479101  
Fax: 56 (2) 9538141  
e-mail: spt@southpacificberries.cl  
Contact: Javier Contesse N.

## Exports by Destination Market

Season 2008/2009 (Tons)

PRODUCE	NORTH AMERICA		EUROPE		TOTAL TONS			TOTAL TH.CASES		
	EAST	WEST	CONT	UK	2008-09	2007-08	2006-07	2008-09	2007-08	2006-07
BLUEBERRIES	650.6	365.3	94.7	67.8	1.178.3	919.0	743.1	501.5	491.0	413.0
NOT DEF BLUEB	625.2	336.8	84.1	59.6	1.105.8	872.5	661.8	467.3	465.6	362.8
HIGHBUSH BLUEB	25.4	28.5	10.6	8.2	72.6	46.4	81.4	34.2	25.4	50.2
CHARTERS	392.5	190.3	10.6		593.4	141.8		250.2	89.3	
LINERS	232.7	174.9	84.1	59.6	551.4	742.0	661.8	230.6	383.8	362.8
AIR FREIGHT	25.4			8.2	33.5	35.2	81.4	20.7	17.9	50.2
TOTAL TONS	2008-09	650.6	365.3	94.7	67.8	1.178.3				
	2007-08	601.6	214.5	57.0	45.9		919.0			
	2006-07	351.9	239.6	130.9	20.7			743.1		
TOTAL TH.CASES	2008-09	274.1	133.7	60.7	33.0			501.5		
	2007-08	336.7	103.7	32.7	17.9				491.0	
	2006-07	207.5	114.6	79.3	11.5					413.0

## Exports by Consignee

Season 2008/2009 (Tons)

CONSIGNEE	MKT	BLUEB	NOT DEF	HIGHBUSH	TOTAL
Sunny Valley Int., Inc.	NAM	508.0	486.6	21.4	508.0
Hortifrut Inc.	NAM	287.2	270.1	17.2	287.2
Gourmet Trading Co.	NAM	118.0	102.8	15.3	118.0
Jac Vandenberg, Inc.	NAM	102.6	102.6		102.6
Others		162.5	143.8	18.7	162.5



RUT: 78139330-4  
Andes 3789  
Quinta Normal, Santiago

Hojas Export Ltda.  
Phone: 56 (2) 77750017  
Fax: 56 (2) 7750072  
e-mail: psuazo.comex@hojasesport.cl  
Contact: Patricio Suazo Urrutia

## Exports by Destination Market

Season 2008/2009 (Tons)

PRODUCE	LATIN AMERIC	EUROPE	TOTAL TONS			TOTAL TH.CASES		
			2008-09	2007-08	2006-07	2008-09	2007-08	2006-07
WALNUTS	554.4	550.1	1.104.4	1.222.6	1.099.6	63.1	80.6	75.6
ALMONDS	64.5		64.5	85.6	86.8	6.5	8.6	8.7
NOT DEF WALNUT	554.4	550.1	1.104.4	1.222.6	1.097.6	63.1	80.6	75.4
NOT DEF ALMOND	64.5		64.5	78.1	79.8	6.5	7.8	8.0
N. PAR. SC ALMOND				7.5	7.0		0.8	0.7
MARIPOSA WALNUT					2.0			0.2
LAND FREIGHT	608.9		608.9	620.8	809.5	40.4	44.4	59.5
LINERS	10.0	550.1	560.1	684.3	376.9	29.1	44.4	24.7
AIR FREIGHT				3.0			0.3	
TOTAL TONS	2008-09	618.9	550.1	1.168.9				
	2007-08	997.8	310.4		1.308.2			
	2006-07	939.5	246.9			1.186.4		
TOTAL TH.CASES	2008-09	41.4	28.1				69.5	
	2007-08	72.4	16.8					89.2
	2006-07	70.1	14.1					84.2

## Exports by Consignee

Season 2008/2009 (Tons)

CONSIGNEE	MKT	WALNUT	ALMOND	NOT DEF	NOT DEF	TOTAL
To Order	EUR	384.2		384.2		384.2
Carrefour Comercio e Industria Ltda	LAT	154.0		154.0		154.0
Antares Brasil Ind. e Com.	LAT	122.5		122.5		122.5
First S.A. - First International Corp.	LAT	114.6		114.6		114.6
Others		329.1	64.5	329.1	64.5	393.6

Pocuro Ltda.

Phone: 56 (34) 462075  
 Fax: 56 (34) 462075  
 e-mail: juabrown@gmail.com

RUT: 76043924-K  
 Calle Larga 2389  
 Los Andes



## Exports by Destination Market

Season 2008/2009 (Tons)

PRODUCE	LATIN AMERIC		EUROPE	TONS		TH.CAS
	FAR EAST	AMERIC		2008-09	2008-09	
TABLE GRAPES	785.0	352.4	30.6	1.168.0	128.9	
R. GLOBE GRAPE	509.6	352.4	30.6	892.5	95.3	
CRIMSON GRAPE	224.3			224.3	27.3	
THOMPSON GRAPE	51.2			51.2	6.2	
LINERS	785.0	352.4	30.6	1.168.0	128.9	
TONS	2008-09	785.0	352.4	30.6	1.168.0	
TH.CASES	2008-09	82.1	40.0	6.8		128.9

## Exports by Consignee

Season 2008/2009 (Tons)

CONSIGNEE	MKT	GRAPE	R. GLOBE	CRIMSON	THOMPSON	TOTAL
Basesurcorp S.A.	LAT	277.9	277.9			277.9
Chop Tong Guan Sdn Bhd	FAR	228.8	228.8			228.8
Silver Chian Trading	FAR	224.3		224.3		224.3
Sooil Commerce & Transport, Inc.	FAR	93.5	93.5			93.5
Others		343.5	292.3		51.2	343.5

Planet S.A, Exportadora

Phone: 56 (32) 2698433  
 Fax: 56 (32) 2692027  
 e-mail: s.fadda@exportadoraplanet.cl  
 Contact: Sebastian Fadda

[www.exportadoraplanet.cl](http://www.exportadoraplanet.cl)

RUT: 99591880-3  
 Av. Libertad 919 Of 46, 47  
 Viña del Mar



## Exports by Destination Market

Season 2008/2009 (Tons)

PRODUCE	LATIN AMERIC	TOTAL TONS			TOTAL TH.CASES			
		2008-09	2007-08	2006-07	2008-09	2007-08	2006-07	
APPLES		630.8	630.8	432.6	420.4	32.8	22.7	22.4
TABLE GRAPES		145.5	145.5	59.1	197.9	17.8	7.1	24.1
NECTARINES		113.2	113.2	119.8	99.2	12.6	13.3	11.0
PLUMS		101.2	101.2	175.5	278.7	11.0	19.7	30.7
RICH. D. APPLE		284.7	284.7	99.7	93.7	14.8	5.2	5.0
RY. GALA APPLE		186.7	186.7	214.1	174.8	9.7	11.1	9.4
R. GLOBE GRAPE		123.8	123.8	38.6	177.0	15.1	4.7	21.6
R. STARK. APPLE		118.7	118.7			6.1		
ANGELENO PLUM		52.6	52.6	11.7	92.9	5.6	1.5	10.1
LAND FREIGHT		606.1	606.1	602.9	804.3	58.3	60.5	89.8
LINERS		548.8	548.8	431.6	515.5	33.5	26.7	35.5
AIR FREIGHT		0.7	0.7	3.7		0.2	0.6	
TOTAL TONS		2008-09	1.155.5	1.155.5				
		2007-08	683.7		1.038.2			
		2006-07	923.1		1.319.8			
TOTAL TH.CASES		2008-09	92.0			92.0		
		2007-08	65.2				87.9	
		2006-07	99.1					125.3

## Exports by Consignee

Season 2008/2009 (Tons)

CONSIGNEE	MKT	APPLE	GRAPE	NECTARIN	PLUM	PEAR	RICH. D.	RY. GALA	R. GLOBE	R. STARK.	ANGELENO	TOTAL
Carrefour Comercio e Industria Ltda	LAT	187.6	71.2	12.2	30.0		106.3	51.3	61.2			331.4
Makro Comercializadora S.A.	LAT	259.2				23.0	119.8	19.8		118.7		282.3
Imp. de Frutas y Verd. Becerra G.	LAT	140.2	17.7	16.4	21.4	23.3	37.9	92.6	17.7		21.4	223.4
Frugal Importadora Export.Ltd.	LAT		10.4	28.1	32.6				7.0		31.3	81.7
Others		43.7	46.2	56.5	17.3		20.7	23.0	37.9			236.8



RUT: 14676191-7  
Panamericana Norte 3543 d. 23  
Arica

### Exports by Destination Market

Season 2008/2009 (Tons)

PRODUCE	LATIN AMERIC.	TONS		TH.CAS
		2008-09	2008-09	2008-09
APPLES	632.0	632.0	31.9	
TABLE GRAPES	190.8	190.8	15.9	
PLUMS	130.3	130.3	12.7	
PEARS	105.3	105.3	5.9	
KIWIFRUIT	50.0	50.0	5.0	
RY. GALA APPLE	319.7	319.7	16.3	
SCARLETT APPLE	204.8	204.8	10.2	
R. GLOBE GRAPE	144.0	144.0	12.0	
GRANNIES APPLE	97.7	97.7	4.9	
PACKHAMS PEAR	95.1	95.1	5.3	
FORTUNE PLUM	67.2	67.2	6.4	
LAND FREIGHT	1,152.4	1,152.4	75.0	
TONS	2008-09	1,152.4	1,152.4	
TH.CASES	2008-09	75.0	75.0	

### Exports by Consignee

Season 2008/2009 (Tons)

CONSIGNEE	MKT	APPLE	GRAPE	PLUM	PEAR	KIWIS	RY. GALA	SCARLETT	R. GLOBE	GRANNIES	PACKHAMS	TOTAL
Green Apples E.I.R.L.	LAT	591.9	190.8	127.2	105.3	50.0	279.6	204.8	144.0	97.7	95.1	1,109.2
Agrimex Srl	LAT	40.1		3.1			40.1					43.2

RUT: 89040500-2  
Don Carlos 2939 Of. 210  
Santiago

Río Claro Ltda, Soc. Frutera  
Phone: 56 (2) 333 3687  
Fax: 56 (2) 696 7251  
Contact: Javier López

### Exports by Destination Market

Season 2008/2009 (Tons)

PRODUCE	EUROPE	LATIN AMERIC.	TOTAL TONS			TOTAL TH.CASES		
			2008-09	2007-08	2006-07	2008-09	2007-08	2006-07
APPLES	920.3	145.2	1,065.5	1,828.6	1,923.1	58.1	100.0	105.2
KIWIFRUIT		45.3	45.3	48.8		2.1	2.2	
PEACHES		39.6	39.6	38.4		2.4	2.4	
GRANNIES APPLE	887.7		887.7	1,616.4	1,660.0	48.8	88.8	91.1
RY. GALA APPLE	32.6	145.2	177.8	212.2	263.1	9.4	11.2	14.2
HAYWARD KIWIS		45.3	45.3	48.8		2.1	2.2	
LOADELL PEACH		39.6	39.6	38.4		2.4	2.4	
LINERS	770.5	230.0	1,000.5	1,146.5	893.3	54.4	62.3	48.6
CHARTERS	149.8		149.8	769.2	1,029.8	8.2	42.3	56.6
TOTAL TONS	2008-09	920.3	1,150.4					
	2007-08	1,659.2	256.6	1,915.8				
	2006-07	1,759.5	163.5		1,923.1			
TOTAL TH.CASES	2008-09	50.6	12.0			62.6		
	2007-08	91.2	13.4				104.6	
	2006-07	96.7	8.5					105.2

### Exports by Consignee

Season 2008/2009 (Tons)

CONSIGNEE	MKT	APPLE	KIWIS	PEACH	GRANNIES	RY. GALA	HAYWARD	LOADELL	TOTAL
Royal Van Namen B.V.	EUR	363.9			349.6	14.3			363.9
Trofi B.V.	EUR	278.2			259.9	18.3			278.2
Nico de Jong B.V.	EUR	235.4			235.4				235.4
Frutera Don Marcos Frudonmar S.A.	LAT	145.2	45.3	39.6		145.2	45.3	39.6	230.0
Leo Pels Import B.V.	EUR	42.8			42.8				42.8

## Exports by Destination Market

Season 2008/2009 (Tons)

PRODUCE	LATIN AMERIC	TOTAL TONS			TOTAL TH.CASES		
		2008-09	2007-08	2006-07	2008-09	2007-08	2006-07
APPLES	765.6	765.6	499.1	163.3	39.2	25.1	8.5
PEARS	248.3	248.3	156.9	11.6	13.8	8.7	0.6
PLUMS	71.9	71.9	147.1		7.0	13.7	
NECTARINES	29.3	29.3			2.9		
KIWIFRUIT	13.7	13.7	5.2		1.3	0.5	
RY. GALA APPLE	278.8	278.8	100.1	9.7	14.3	5.1	0.5
PACKHAMS PEAR	240.2	240.2	152.0	11.6	13.3	8.4	0.6
GRANNIES APPLE	161.3	161.3	59.7	2.2	8.2	2.9	0.1
SCARLETT APPLE	152.4	152.4	117.5		7.8	6.0	
FUJI APPLE	92.9	92.9	56.5		4.8	2.9	
LAND FREIGHT LINERS	1,128.8	1,128.8	805.9	174.9	64.1	48.4	9.2
			19.1			1.7	
TOTAL TONS	2008-09	1,128.8	825.0				
	2007-08			825.0			
	2006-07				174.9		
TOTAL TH.CASES	2008-09	64.1			64.1		
	2007-08					50.2	
	2006-07						9.2

## Exports by Consignee

Season 2008/2009 (Tons)

CONSIGNEE	MKT	APPLE	PEAR	PLUM	NECTARIN	KIWIS	RY. GALA	PACKHAMS	GRANNIES	SCARLETT	FUJI	TOTAL
Eda Frut E.I.R.L.	LAT	399.9	176.8	53.7	17.1	5.9	125.4	168.7	98.1	86.5	58.9	653.5
Mimpex S.R.L.	LAT	131.3	49.3	18.2	12.2	3.8	45.0	49.3	19.5	25.3	17.9	214.9
Freddy Colque	LAT	192.0				3.9	101.8		38.0	39.5	7.6	196.0
To Order	LAT	42.3	22.1				6.6	22.1	5.6	1.1	8.5	64.4

## Bellavita S.A, Agrícola

Phone: 56 (2) 6577763

Fax: 56 (2) 6577783

e-mail: jfarina@lq.cl

Contact: Gustavo Delgado

RUT: 78119860-9

Augusto Leguía Norte 100 Of. 607

Las Condes, Santiago

## Exports by Destination Market

Season 2008/2009 (Tons)

PRODUCE	NORTH AMERICA		TOTAL TONS			TOTAL TH.CASES		
	EAST	WEST	2008-09	2007-08	2006-07	2008-09	2007-08	2006-07
TABLE GRAPES	1,008.2	118.9	1,127.0	1,238.0	1,391.1	136.0	151.0	169.6
FLAME SDL GRAPE	1,008.2	118.9	1,127.0	1,238.0	1,215.4	136.0	151.0	148.2
R. GLOBE GRAPE					166.0			20.2
NOT DEF GRAPE					9.7			1.2
CHARTERS	1,008.2	83.4	1,091.6	1,227.4	1,371.6	131.7	149.7	167.3
LINERS		35.4	35.4		19.5	4.3		2.4
AIR FREIGHT				10.6			1.3	
TOTAL TONS	2008-09	1,008.2	118.9	1,127.0				
	2007-08	1,141.2	96.8		1,238.0			
	2006-07	1,301.5	70.1			1,391.1		
TOTAL TH.CASES	2008-09	121.5	14.5			136.0		
	2007-08	139.2	11.8				151.0	
	2006-07	158.7	8.5					169.6

## Exports by Consignee

Season 2008/2009 (Tons)

CONSIGNEE	MKT	GRAPE	FLAME SDL	TOTAL
Pacific Trellis Fruit	NAM	513.0	513.0	513.0
Dayka & Hackett LLC	NAM	440.8	440.8	440.8
Sbrocco International, Inc.	NAM	173.2	173.2	173.2

## Exports by Destination Market

Season 2008/2009 (Tons)

PRODUCE	EUROPE		LATIN	NORTH	FAR	MIDDLE	TONS	TH.CAS
	CONT	RUS	AMERIC	AMERIC	EAST	EAST		
APPLES	64.2	76.7	405.6	192.6			739.2	39.4
PEARS	175.6	69.6					245.2	14.6
KIWIFRUIT		64.5					64.5	6.4
TABLE GRAPES		34.6					34.6	4.2
RY. GALA			261.9	192.6			454.5	24.2
PACKHAMS	175.6	69.6					245.2	14.6
RICH. D.	42.8	20.5	68.0				131.4	7.0
GRANNIES	21.4	56.2	31.5				109.1	5.9
HAYWARD		64.5					64.5	6.4
LINERS	239.8		356.7	204.1	17.6		818.3	52.7
CHARTERS		245.4	48.9	7.0			301.4	22.6
AIR FREIGHT	0.6		5.3			0.8	6.8	1.3
TONS	2008-09	240.4	245.4	410.9	211.2	17.6	0.8	1,126.5
TH.CASES	2008-09	14.4	18.7	22.1	17.8	3.5	0.1	76.7

## Exports by Consignee

Season 2008/2009 (Tons)

CONSIGNEE	MKT	APPLE	PEAR	KIWIS	GRAPE	CHERRY	RY. GALA	PACKHAMS	RICH. D.	GRANNIES	HAYWARD	TOTAL
OOD Inter Torg	EUR	76.7	69.6	64.5	34.6			69.6	20.5	56.2	64.5	245.4
Van Rijn Trading	EUR	64.2	175.6					175.6	42.8	21.4		239.8
Maria Rosario Impata	LAT	216.4					96.9		60.5	24.0		216.4
Fresh Advancements Inc.	NAM	192.6				7.0	192.6					211.2
Others		189.3				23.5	165.0		7.5	7.5		213.7

Grow Logistic S.A

RUT: 76738610-9

Carretera San Martin Km 21

Parc. Santa Ines de Miraflores, San Felipe

## Exports by Destination Market

Season 2008/2009 (Tons)

PRODUCE	EUROPE			NORTH AMERICA		LATIN	FAR	TOTAL TONS		TOTAL TH.CASES	
	CONT	RUS	UK	EAST	WEST	AMERIC	EAST	2008-09	2007-08	2008-09	2007-08
TABLE GRAPES	310.1	23.3	44.9	175.2	276.4	102.3	73.0	1,005.2	261.8	138.4	36.2
KIWIFRUIT	105.6							105.6	89.4	10.5	8.9
THOMPSON	124.2	23.3	8.1	89.5	133.8	63.2	17.2	459.2	62.1	59.4	8.6
FLAME SDL	27.8		8.6	72.0	121.2			18.4	248.0	3.3	32.8
SUGRAONE	94.5		17.3	0.8	16.7			18.7	148.0	67.2	26.2
HAYWARD	105.6							105.6	89.4	10.5	8.9
R. GLOBE	34.2			12.8	4.7	39.1		90.9	64.0	11.1	7.5
CRIMSON	29.5							18.7	48.2		6.7
NOT DEF			10.9					10.9	16.7	2.2	2.0
LINERS	198.3		44.9	54.2	138.5	17.7	73.0	526.6	187.2	68.3	23.9
CHARTERS	217.4	23.3		121.0	138.0			499.7	141.8	70.3	19.0
LAND FREIGHT						84.6		84.6	22.2	10.3	2.2
TONS	2008-09	415.7	23.3	44.9	175.2	276.4	102.3	73.0	1,110.8		
TH.CASES	2007-08	190.8			58.4	32.6	13.4	56.1	351.3		
TONS	2008-09	60.6	2.8	9.0	21.4	33.7	12.5	8.9		148.9	
TH.CASES	2007-08	26.0			7.1	4.0	1.3	6.8			45.2

## Exports by Consignee

Season 2008/2009 (Tons)

CONSIGNEE	MKT	GRAPE	KIWIS	THOMPSON	FLAME SDL	SUGRAONE	HAYWARD	R. GLOBE	CRIMSON	NOT DEF	TOTAL
Pacific Trellis Fruit	NAM	397.4		196.5	174.6	17.5		8.9			397.4
Agrintesa Coop.Agricol	EUR		105.6				105.6				105.6
To Order	EUR	102.1		50.5	9.8	24.4		15.7	1.7		102.1
O. Van Assche N.V.- S.A.	EUR	79.6		36.5	3.2	26.4			13.6		79.6
Others		426.0		175.8	60.5	79.7		66.2	32.9	10.9	426.0

Quilvo Alto Ltda. Soc. Comercial

Phone: 56 (75)431351

RUT: 77751820-8

Quilvo Alto 4701

Romerol, Curicó



## Exports by Destination Market

Season 2008/2009 (Tons)

PRODUCE	LATIN AMERIC	TOTAL TONS			TOTAL TH.CASES		
		2008-09	2007-08	2006-07	2008-09	2007-08	2006-07
APPLES	970.2	970.2	1.105.5	1.800.7	48.5	56.1	88.0
PLUMS	60.9	60.9	18.9	189.1	6.0	2.1	17.3
PEARS	30.7	30.7	96.6	241.0	1.7	5.4	13.4
KIWIFRUIT	19.5	19.5	19.8	14.5	1.3	1.3	1.1
NECTARINES	15.0	15.0			1.7		
RY. GALA APPLE	578.5	578.5	308.9	321.7	28.8	15.6	14.9
RICH. D. APPLE	259.2	259.2	454.4	661.6	13.0	23.0	32.8
GRANNIES APPLE	67.7	67.7	139.3	170.2	3.4	7.2	8.3
FUJI APPLE	43.4	43.4	52.0	159.8	2.2	2.7	7.8
PACKHAMS PEAR	26.3	26.3	73.6	241.0	1.5	4.1	13.4
LAND FREIGHT	1,089.9	1,089.9	1,125.7	2,197.5	59.7	58.9	117.6
LINERS	20.4	20.4	153.4	49.1	1.1	13.7	2.3
TOTAL TONS	2008-09	1,110.4	1,110.4				
	2007-08	1,125.7		1,279.2			
	2006-07	2,246.6			2,246.6		
TOTAL TH.CASES	2008-09	60.7			60.7		
	2007-08	58.9				72.6	
	2006-07	120.0					120.0

## Exports by Consignee

Season 2008/2009 (Tons)

CONSIGNEE	MKT	APPLE	PLUM	PEAR	KIWIS	NECTARIN	RY. GALA	RICH. D.	GRANNIES	FUJI	PACKHAMS	TOTAL
Distribuidora Ana Lizeth Brl	LAT	902.6	36.1	30.7	19.5	15.0	513.0	259.2	65.6	43.4	26.3	1,017.9
Freddy Colque	LAT	47.2					45.1		2.0			47.2
Import. Y Negociaciones Nayjama	LAT		22.9									22.9
To Order	LAT	20.4	2.0				20.4					22.4

Fruver Chile Ltda, Exportadora

Phone: 56 (2) 6680355

Fax: 56 (2) 6680295

e-mail: crodriguez@fruverchile.cl

Contact: Carlos Rodriguez

[www.fruverchile.cl](http://www.fruverchile.cl)

RUT: 77372920-4

Avda. Américo Vespucio norte 2680 Of. 707, Piso 7

Conchalí, Santiago



## Exports by Destination Market

Season 2008/2009 (Tons)

PRODUCE	LATIN AMERIC	TOTAL TONS			TOTAL TH.CASES		
		2008-09	2007-08	2006-07	2008-09	2007-08	2006-07
APPLES	1,037.2	1,037.2	1,631.7	2,240.0	53.9	85.1	118.7
TABLE GRAPES			76.8	647.9		9.4	79.0
RY. GALA APPLE	663.8	663.8	1,188.5	2,219.8	34.5	62.1	117.6
RICH. D. APPLE	278.4	278.4	257.2		14.5	13.3	
GRANNIES APPLE	47.9	47.9	51.8	20.2	2.5	2.7	1.1
FUJI APPLE	27.8	27.8	11.6		1.4	0.6	
BRAEBURN APPLE	19.4	19.4			1.0		
NOT DEF APPLE			122.6			6.4	
FLAME SDL GRAPE			52.4	70.8		6.4	8.6
SUGRAONE GRAPE			21.7			2.6	
LINERS	1,037.2	1,037.2	1,708.4	2,817.1	53.9	94.4	189.0
CHARTERS				70.8			8.6
TOTAL TONS	2008-09	1,037.2	1,037.2				
	2007-08	1,493.7		1,708.4			
	2006-07	2,153.1			2,888.0		
TOTAL TH.CASES	2008-09	53.9			53.9		
	2007-08	82.7				94.4	
	2006-07	142.1					197.7

## Exports by Consignee

Season 2008/2009 (Tons)

CONSIGNEE	MKT	APPLE	RY. GALA	RICH. D.	GRANNIES	FUJI	BRAEBURN	TOTAL
Big Company Fruits	LAT	596.3	269.6	254.4	31.7	21.1	19.4	596.3
Verfrut S.A. de C.V.	LAT	303.7	303.7					303.7
To Order	LAT	73.1	73.1					73.1
Frutícola Carana	LAT	64.2	17.4	24.0	16.1	6.7		64.2

## Exports by Destination Market

Season 2008/2009 (Tons)

PRODUCE	NORTH AMERICA		LATIN	FAR	TONS	TH.CAS
	EAST	WEST	AMERIC	EAST		
TABLE GRAPES	527.2	357.4	122.2	17.7	1,024.5	124.9
THOMPSON GRAPE	121.2	154.3	22.7	17.7	315.9	38.5
SUGRAONE GRAPE	190.5	102.3			292.8	35.7
R. GLOBE GRAPE	71.0	18.9	99.5		189.4	23.1
FLAME SDL GRAPE	97.2	69.3			166.5	20.3
AUT. RY. GRAPE	33.8	6.3			40.1	4.9
NOT DEF GRAPE	13.4				13.4	1.6
BLACK SDL GRAPE		6.3			6.3	0.8
CHARTERS	527.2	357.4			884.6	107.9
LINERS			122.2	17.7	139.9	17.1
TONS	2008-09	527.2	357.4	122.2	17.7	1,024.5
TH.CASES	2008-09	64.3	43.6	14.9	2.2	124.9

## Exports by Consignee

Season 2008/2009 (Tons)

CONSIGNEE	MKT	GRAPE	THOMPSON	SUGRAONE	R. GLOBE	FLAME SDL	AUT. RY.	NOT DEF	BLACK SDL	TOTAL
Jac Vandenberg, Inc.	NAM	457.4	146.4	129.9	52.0	81.9	33.8	13.4		457.4
All Fresh Produce	NAM	235.4	93.7	73.2	18.9	37.0	6.3		6.3	235.4
LGS Specialty Sales Ltd	NAM	110.2	35.4	39.4	10.2	25.2				110.2
Interfruver de México, S.A. de C.V.	LAT	80.9	22.7		58.2					80.9
Others		140.7	17.7	50.4	50.2	22.4				140.7


[www.fruchac.cl](http://www.fruchac.cl)

RUT: 76851880-7

Errazuriz 516

Viña del Mar

Fruchac Export S.A

Phone: 56 (33) 272630

Fax: 56 (33) 272630

 e-mail: [vruete@fruchac.cl](mailto:vruete@fruchac.cl)

Contact: Victor Ruete

## Exports by Destination Market

Season 2008/2009 (Tons)

PRODUCE	LATIN AMERIC	EUROPE		NORTH	TOTAL TONS		TOTAL TH.CASES	
		CONT	UK	AMERIC	2008-09	2007-08	2008-09	2007-08
AVOCADOS	233.3	175.6	147.8	86.0	642.7	870.9	101.8	137.9
GRAPEFRUITS	356.1				356.1	165.5	23.9	10.3
ORANGES	6.6				6.6		0.4	
HASS AVOCADO	232.2	175.6	147.8	86.0	641.7	868.5	101.7	137.6
STAR RUBY GRAPEFR.	356.1				356.1	165.5	23.9	10.3
VALENCIA ORANGE	6.6				6.6		0.4	
EDRANOL AVOCADO	1.0				1.0		0.1	
ZUTANO AVOCADO						2.4		0.2
LAND FREIGHT	596.0				596.0	363.8	44.1	29.4
LINERS		175.6	147.8	86.0	409.5	672.6	82.0	118.8
TONS	2008-09	596.0	175.6	147.8	86.0	1,005.5		
	2007-08	386.8	500.1	63.4	86.0	1,036.3		
TH.CASES	2008-09	44.1	37.4	37.0	7.7		126.2	
	2007-08	31.3	93.4	15.8	7.7			148.2

## Exports by Consignee

Season 2008/2009 (Tons)

CONSIGNEE	MKT	AVOCADO	GRAPEFR.	ORANGE	HASS	STAR RUBY	VALENCIA	EDRANOL	TOTAL
Argenfruit	LAT	183.7	119.8	0.9	182.7	119.8	0.9	1.0	304.4
Putruele Hnos.S.A.A.I.C.	LAT	49.5	194.0	5.7	49.5	194.0	5.7		249.3
Greencell Ltd.	EUR	147.8			147.8				147.8
To Order	EUR	110.7			110.7				110.7
Others		150.9	42.3		150.9	42.3			193.2

## Exports by Destination Market

Season 2008/2009 (Tons)

PRODUCE	EUROPE		LATIN	FAR	TOTAL TONS			TOTAL TH.CASES		
	CONT	UK	AMERIC	EAST	2008-09	2007-08	2006-07	2008-09	2007-08	2006-07
ALMONDS	493.0	64.0	393.0	40.9	990.9	346.9	194.0	66.0	23.4	9.7
NOT DEF	493.0	64.0	393.0	40.9	990.9	298.7	178.0	66.0	18.6	8.1
N. PAR. SC						48.2	16.0		4.8	1.6
LINERS	493.0	64.0	50.0	40.9	647.9	280.2	194.0	31.7	16.7	9.7
LAND FREIGHT			343.0		343.0	66.7		34.3	6.7	
TOTAL TONS	2008-09	493.0	64.0	393.0	40.9	990.9				
	2007-08	264.2		82.7		346.9				
	2006-07	194.0					194.0			
TOTAL TH.CASES	2008-09	18.5	6.4	39.3	1.8			66.0		
	2007-08	15.1		8.3					23.4	
	2006-07	9.7								9.7

## Exports by Consignee

Season 2008/2009 (Tons)

CONSIGNEE	MKT	ALMOND	NOT DEF	TOTAL
To Order	EUR	357.0	357.0	357.0
Best Importacao e Exportacao L	LAT	199.0	199.0	199.0
Almendra y Mil S.A.	EUR	88.0	88.0	88.0
Alyser S.A.	LAT	80.0	80.0	80.0

**Valbifrut S.A**

Phone: 56 (2) 2364630

Fax: 56 (2) 2364629

e-mail: evalderrama@valbifrut.cl

Contact: Edmundo Valderrama

[www.valbifrut.cl](http://www.valbifrut.cl)

RUT: 79988520-4

Gral. del Canto 105, Of. 1107

Providencia, Santiago



## Exports by Destination Market

Season 2008/2009 (Tons)

PRODUCE	EUROPE	LATIN	MIDDLE	TOTAL TONS			TOTAL TH.CASES		
		AMERIC	EAST	2008-09	2007-08	2006-07	2008-09	2007-08	2006-07
WALNUTS	788.6	168.3	20.0	976.9	1,306.4	1,309.6	82.1	96.7	99.7
NOT DEF	788.6	168.3	20.0	976.9	1,306.4	1,309.6	82.1	96.7	99.7
LINERS	788.0	20.0	20.0	828.0	1,187.9	943.9	72.5	90.4	79.6
LAND FREIGHT		147.3		147.3	117.0	364.7	9.4	6.2	20.0
AIR FREIGHT	0.7	1.0		1.7	1.5	1.0	0.2	0.2	0.05
TOTAL TONS	2008-09	788.6	168.3	20.0	976.9				
	2007-08	1,127.9	178.5			1,306.4			
	2006-07	954.9	354.7			1,309.6			
TOTAL TH.CASES	2008-09	69.5	10.6	2.0			82.1		
	2007-08	85.0	11.8					96.7	
	2006-07	78.9	20.8						99.7

## Exports by Consignee

Season 2008/2009 (Tons)

CONSIGNEE	MKT	WALNUT	NOT DEF	TOTAL
Ferreira Da Silva S.A.	EUR	140.0	140.0	140.0
To Order	EUR	125.0	125.0	125.0
Seeberger KG.	EUR	120.0	120.0	120.0
Edeka Fruchtkontor GmbH	EUR	80.0	80.0	80.0
Others		511.9	511.9	511.9



[www.fundobellavista.cl](http://www.fundobellavista.cl)

RUT: 79920190-9  
Fdo. Bellavista S/N  
Paihuano, Coquimbo

La Herradura Ltda., Soc. Agr.

Phone: 56 (51) 451094  
Fax: 56 (51) 451125  
e-mail: [gbf@fundobellavista.cl](mailto:gbf@fundobellavista.cl)  
Contact: Gregorio Bustamante

## Exports by Destination Market

Season 2008/2009 (Tons)

PRODUCE	NORTH AMERICA		EUROPE	TOTAL TONS			TOTAL TH.CASES		
	EAST	WEST		2008-09	2007-08	2006-07	2008-09	2007-08	2006-07
TABLE GRAPES	737.7	43.3	186.8	967.8	974.6	929.5	133.2	118.9	114.0
THOMPSON GRAPE	641.4	42.5	186.8	870.7	859.2	821.3	121.4	104.8	100.7
FLAME SDL GRAPE	81.1	0.8		81.9	115.4	108.1	10.0	14.1	13.3
NOT DEF GRAPE	15.2			15.2			1.9		
CHARTERS	737.7	43.3	186.8	967.8	974.6	929.5	133.2	118.9	114.0
TOTAL TONS	2008-09 737.7	2007-08 43.3	2006-07 186.8	2008-09 967.8	2007-08 974.6	2006-07 929.5			
TOTAL TH.CASES	2008-09 90.2	2007-08 5.3	2006-07 37.8				2008-09 133.2	2007-08 118.9	2006-07 114.0

## Exports by Consignee

Season 2008/2009 (Tons)

CONSIGNEE	MKT	GRAPE	THOMPSON	FLAME SDL	NOT DEF	TOTAL
The Oppenheimer Group	NAM	441.0	346.2	79.5	15.2	441.0
Chiquita Fresh North America	NAM	340.1	337.7	2.4		340.1
Chiquita Fresh BVBA	EUR	186.8	186.8			186.8



RUT: 13679115-K

Silvana Troncoso

## Exports by Destination Market

Season 2008/2009 (Tons)

PRODUCE	LATIN AMERIC	TOTAL TONS		TOTAL TH.CASES	
		2008-09	2006-07	2008-09	2006-07
APPLES	887.9	887.9	85.3	44.4	4.3
PEARS	54.4	54.4	28.2	3.0	1.6
KIWIFRUIT			3.2		0.2
RY. GALA APPLE	381.2	381.2	36.3	19.1	1.8
RED CHIEF APPLE	377.3	377.3	27.4	18.9	1.4
GRANNIES APPLE	129.4	129.4	13.7	6.5	0.7
PACKHAMS PEAR	50.4	50.4	22.2	2.8	1.2
W. NELIS PEAR	4.0	4.0	6.0	0.2	0.3
SCARLETT APPLE			5.9		0.3
HAYWARD KIWIS			3.2		0.2
FUJI APPLE			2.0		0.10
LAND FREIGHT	942.3	942.3	116.7	47.4	6.0
TONS	2008-09 942.3	2006-07 116.7			
TH.CASES	2008-09 47.4	2006-07 6.0		47.4	6.0

## Exports by Consignee

Season 2008/2009 (Tons)

CONSIGNEE	MKT	APPLE	PEAR	RY. GALA	RED CHIEF	GRANNIES	PACKHAMS	W. NELIS	TOTAL
To Order	LAT	303.8	26.2	138.2	138.2	27.4	26.2		330.0
Marcos Rejas Ureta	LAT	268.5	14.1	128.4	79.4	60.8	14.1		282.6
Robema S C R L	LAT	181.3	7.1	64.7	91.1	25.5	6.0	1.0	188.4
Daniel Arque Nina	LAT	90.2	4.0	26.5	54.9	8.8	3.0	1.0	94.2
Others		44.1	3.0	23.5	13.7	6.9	1.0	2.0	47.1

Andinexia S.A  
 Phone: 56 (72) 584849  
 Fax: 56 (72) 584849  
 e-mail: pedro.cerda@andinexia.com  
 Contact: Pedro Cerda Carmona

[www.andinexia.com](http://www.andinexia.com)  
 RUT: 76404380-4  
 San Martín 819  
 Rengo



## Exports by Destination Market

Season 2008/2009 (Tons)

PRODUCE	EUROPE	LATIN AMERIC	TOTAL TONS			TOTAL TH.CASES		
			2008-09	2007-08	2006-07	2008-09	2007-08	2006-07
APPLES	901.0	40.8	941.8	768.4	387.0	56.5	42.2	23.0
AVOCADOS				343.9	318.9		40.5	68.0
TABLE GRAPES					99.0			22.0
KIWIFRUIT					64.8			6.5
RY. GALA	468.9		468.9	607.3	244.2	29.7	33.2	13.8
C. PINK	285.6	40.8	326.4			17.9		
GRANNIES	92.0		92.0	119.4	36.0	5.4	6.7	3.3
NOT DEF	44.3		44.3	41.7	85.6	2.3	2.3	4.7
RED CHIEF	10.2		10.2			1.1		
HASS				343.9	318.9		40.5	68.0
LINERS	901.0	40.8	941.8	1,091.9	869.7	56.5	81.6	119.4
LAND FREIGHT				20.4			1.1	
TOTAL TONS	2008-09 901.0	2007-08 1,112.3	2006-07 869.7					
TOTAL TH.CASES	2008-09 54.2	2007-08 82.7	2006-07 119.4			56.5	82.7	119.4

## Exports by Consignee

Season 2008/2009 (Tons)

CONSIGNEE	MKT	APPLE	RY. GALA	C. PINK	GRANNIES	NOT DEF	RED CHIEF	TOTAL
SnC Socheleau Vergers	EUR	615.4	468.9		92.0	44.3	10.2	615.4
JMC Fruits Mesfruits	EUR	285.6		285.6				285.6
Mesfruits	LAT	40.8		40.8				40.8

Ballerina Ltda., Agric.

Phone: 56 (2)3913000  
 Fax: 56 (2)5577696  
 e-mail: labach@ballerina.cl  
 Contact: Cristian Alvarez

[www.agricolaballerina.cl](http://www.agricolaballerina.cl)

RUT: 77507910-K  
 Antonio Escobar Williams 190  
 Cerrillos, Santiago



## Exports by Destination Market

Season 2008/2009 (Tons)

PRODUCE	EUROPE	LATIN AMERIC	TOTAL TONS			TOTAL TH.CASES		
			2008-09	2007-08	2006-07	2008-09	2007-08	2006-07
WALNUTS	646.3	30.5	676.8	574.8	524.9	43.4	38.1	36.9
ALMONDS	102.0	156.7	258.7	95.3	37.0	25.9	9.5	3.7
NOT DEF	572.0	30.5	602.4	470.4	265.2	38.1	31.6	16.9
N. PAR. SC	102.0	65.4	167.3	58.5	14.0	16.7	5.9	1.4
NOT DEF		91.4	91.4	36.8	23.0	9.1	3.7	2.3
HORTLEY.	74.3		74.3	75.4	120.0	5.3	3.5	6.0
MARIPOSA.				29.1	139.7		2.9	14.0
LINERS	748.2	74.0	822.2	648.1	549.9	58.5	45.4	39.4
LAND FREIGHT		113.2	113.2	22.0	12.0	10.8	2.2	1.2
TOTAL TONS	2008-09 748.2	2007-08 638.1	2006-07 529.9					
TOTAL TH.CASES	2008-09 51.1	2007-08 44.4	2006-07 37.4			69.3	47.6	40.6

## Exports by Consignee

Season 2008/2009 (Tons)

CONSIGNEE	MKT	WALNUT	ALMOND	NOT DEF	N. PAR. SC	NOT DEF	HORTLEY.	TOTAL
To Order	EUR	210.0	86.0	210.0	86.0			296.0
Noberasco S.R.L.	EUR	229.5		209.5			20.0	229.5
Madi Ventura S.P.A.	EUR	77.5	16.0	77.5	16.0			93.5
Cia. Fru & Ver Madrid	EUR	54.6		15.8			38.8	54.6
Others		105.2	156.7	89.7	65.4	91.4	15.6	262.0





RUT: 89066800-3  
Casas Chicas de Quilpue s/n  
San Felipe

Atlántida Ltda, Sociedad Agrícola e Inm.

Phone: 56 (34) 536590  
Fax: 56 (34) 536703  
e-mail: atlantida@tie.cl  
Contact: Raimundo del Río

## Exports by Destination Market

Season 2008/2009 (Tons)

PRODUCE	NORTH AMERICA		LATIN AMERICA	EUROPE	TOTAL TONS			TOTAL TH.CASES		
	EAST	WEST			2008-09	2007-08	2006-07	2008-09	2007-08	2006-07
TABLE GRAPES	220.4	264.5		28.3	513.2	676.8	749.9	62.4	82.2	91.4
PEACHES			241.9		241.9	60.5	20.2	26.9	6.7	2.2
PLUMS				178.2	178.2	78.5	174.7	34.7	15.7	34.2
APPLES						139.3	94.8		7.3	5.0
NECTARINES							90.8			18.2
FLAME SDL GRAPE	164.9	124.4			289.3	475.3	490.9	35.3	57.6	59.9
CORONA PEACH			126.0		126.0			14.0		
CRIMSON GRAPE	31.5	67.7			99.2	150.8	138.0	12.1	18.4	16.8
LARRY ANN PLUM				69.6	69.6	33.9	57.7	13.9	6.8	11.5
NOT DEF PEACH			63.5		63.5	60.5	20.2	7.1	6.7	2.2
CHARTERS	188.9	264.5		206.5	659.9	665.1	929.8	93.2	84.7	126.6
LINERS	31.5		241.9		273.4	290.0	200.6	30.7	27.2	24.4
<b>TOTAL TONS</b>	<b>2008-09</b>	<b>220.4</b>	<b>264.5</b>	<b>241.9</b>	<b>206.5</b>	<b>933.3</b>				
	2007-08	111.0	541.4	199.8	102.9		955.1			
	2006-07	220.4	529.5	115.0	265.5			1,130.4		
<b>TOTAL TH.CASES</b>	<b>2008-09</b>	<b>26.9</b>	<b>32.1</b>	<b>26.9</b>	<b>38.1</b>			<b>123.9</b>		
	2007-08	13.5	65.7	14.1	18.7				111.9	
	2006-07	26.9	64.5	7.2	52.4					151.0

## Exports by Consignee

Season 2008/2009 (Tons)

CONSIGNEE	MKT	GRAPE	PEACH	PLUM	FLAME SDL	CORONA	CRIMSON	LARRY ANN	NOT DEF	ANGELENO	AUT. RV.	TOTAL
Frutera del Litoral Cia. Ltda.	LAT		241.9			126.0			63.5			241.9
Sun Fresh International L.L.C.	NAM	152.7			61.4		45.7				23.6	152.7
Arbola Produce, Inc.	NAM	111.7			63.0		22.0					111.7
Sunny Valley Int., Inc.	NAM	110.2			70.5		31.5				8.3	110.2
Others		138.5		178.2	94.5			69.6		61.1	28.3	316.7



RUT: 77231770-0  
Independencia 480  
Ovalle

Petra Ltda., Soc. Exportadora

Phone: 56 (53) 620534  
Fax: 56 (53) 620158  
e-mail: petraex@esfera.cl  
Contact: William Abusleme

## Exports by Destination Market

Season 2008/2009 (Tons)

PRODUCE	NORTH AMERICA	EUROPE	TOTAL TONS			TOTAL TH.CASES		
			2008-09	2007-08	2006-07	2008-09	2007-08	2006-07
TABLE GRAPES	735.2	190.5	925.8	959.0	767.2	132.1	149.0	120.5
THOMPSON GRAPE	527.6	176.0	703.5	799.9	630.9	103.5	129.6	103.9
BLACK SDL GRAPE	207.7		207.7	159.1	136.3	25.3	19.4	16.6
EMPEROR GRAPE		14.6	14.6			3.2		
CHARTERS	735.2	190.5	925.8	959.0	767.2	132.1	149.0	120.5
<b>TOTAL TONS</b>	<b>2008-09</b>	<b>735.2</b>	<b>190.5</b>					
	2007-08	639.7	319.3		959.0			
	2006-07	405.1	362.1		767.2			
<b>TOTAL TH.CASES</b>	<b>2008-09</b>	<b>89.7</b>	<b>42.4</b>			<b>132.1</b>		
	2007-08	78.0	71.0				149.0	
	2006-07	49.4	71.1					120.5

## Exports by Consignee

Season 2008/2009 (Tons)

CONSIGNEE	MKT	GRAPE	THOMPSON	BLACK SDL	EMPEROR	TOTAL
The Oppenheimer Group	NAM	735.2	527.6	207.7		735.2
FD Fruit B.V.	EUR	190.5	176.0		14.6	190.5

Rancagua, Cía. Exp. Ltda.

Phone: 56 (72) 251825

Fax: 56 (72) 257203

e-mail: claudio.vial@viverorancagua.cl

Contact: Claudio Vial

[www.viverorancagua.cl](http://www.viverorancagua.cl)

RUT: 79946530-2

Longitudinal 5 Sur N° 04000. Casilla 576.

Rancagua



## Exports by Destination Market

Season 2008/2009 (Tons)

PRODUCE	FAR EAST	EUROPE		NORTH AMERICA		TOTAL TONS			TOTAL TH.CASES		
		CONT	UK	EAST	WEST	2008-09	2007-08	2006-07	2008-09	2007-08	2006-07
CHERRIES	533.0	140.8	198.9	4.8	31.4	909.1	709.7	376.9	184.9	145.0	78.0
BING CHERRY	432.2	68.1	145.3	4.8	10.4	660.9	520.7	376.9	134.9	107.2	78.0
NOT DEF CHERRY	34.1	21.5	17.8		17.6	91.0	79.9		18.2	16.0	
SANTINA CHERRY	22.0	20.6	4.0			46.6	19.5		9.3	3.9	
VAN CHERRY		20.8	8.7		0.2	29.7	31.9		6.1	6.4	
REGINA CHERRY	18.4	0.2	5.4			24.0	12.2		4.7	2.4	
KORDIA CHERRY	12.1		6.1		2.4	20.5	25.2		4.1	5.0	
SW. HEART CHERRY	14.3	0.01	4.9		0.4	19.7	18.8		3.9	3.8	
LINERS	507.8	59.8	166.5	1.2		735.3	606.5	306.5	146.3	121.3	61.3
AIR FREIGHT	25.3	45.8	27.0	3.6	1.0	102.7	81.9	61.1	24.3	19.4	14.8
CHARTERS			5.5			35.9	21.3	9.4	7.2	4.3	1.9
LAND FREIGHT		35.2				35.2			7.0		
TOTAL TONS	2008-09	533.0	140.8	198.9	4.8	31.4	909.1				
	2007-08	383.3	106.9	201.2		18.4	709.7				
	2006-07	142.1	66.4	161.9	3.6	1.6		376.9			
TOTAL TH.CASES	2008-09	107.0	32.1	38.5	1.0	6.3			184.9		
	2007-08	76.8	24.2	40.3		3.7			145.0		
	2006-07	28.4	15.9	32.4	0.7	0.3					78.0

## Exports by Consignee

Season 2008/2009 (Tons)

CONSIGNEE	MKT	CHERRY	BING	NOT DEF	SANTINA	VAN	REGINA	KORDIA	SW. HEART	LAPINS	RY. DAWN	TOTAL
Norton Folgate Marketing Ltd.	EUR	218.8	143.4	20.8	10.3	20.5	5.4	6.1	4.9	5.5	1.4	218.8
Golden Wheel International Co., Ltd.	FAR	179.3	130.0		10.6		18.0	8.7	12.1			179.3
Pomina Enterprise Co., Ltd.	FAR	90.2	85.3	0.8			0.4	1.5	2.2			90.2
Shanghai New Long March Int. Trade	FAR	88.0	76.4		11.4			0.2				88.0
Others		332.7	225.8	69.4	14.3	9.2	0.2	4.1	0.4	8.8		332.7

Santa Isabel De Cato Ltda.

Phone: 56 (42) 197 6782

Fax: 56 (42) 32 1256

e-mail: aguilisasti@yahoo.es

Contact: José Antonio Guilisasti

RUT: 88364300-3

Fundo Santa Isabel S/N Km. 30 Cato

Chillán



## Exports by Destination Market

Season 2008/2009 (Tons)

PRODUCE	NORTH AMERICA		EUROPE		TOTAL TONS			TOTAL TH.CASES		
	EAST	WEST	CONT	UK	2008-09	2007-08	2006-07	2008-09	2007-08	2006-07
APPLES	465.4	317.9	56.3	64.2	903.7	1,483.7	1,401.1	50.6	82.3	77.0
NOT DEF APPLE	423.1	275.6			698.6	231.3	204.5	38.4	12.7	11.3
RY. GALA APPLE			37.0	64.2	101.2	492.4	296.5	6.3	27.4	16.3
FUJI APPLE	7.8	33.1	19.3		60.2	658.7	785.1	3.5	36.6	43.1
BRAEBURN APPLE	34.5	9.2			43.7	42.8	65.6	2.4	2.4	3.6
GRANNIES APPLE						58.6	49.4		3.2	2.7
LINERS	358.5	317.9	56.3	64.2	796.9	1,379.6	1,342.3	44.8	76.2	73.8
CHARTERS						104.1	58.8		6.1	3.2
TOTAL TONS	2008-09	465.4	317.9	56.3	64.2	903.7				
	2007-08	405.6	826.1	59.4	192.6		1,483.7			
	2006-07	541.1	774.4	64.2	21.4		1,401.1			
TOTAL TH.CASES	2008-09	25.6	17.5	4.1	3.5			50.6		
	2007-08	22.3	45.4	4.0	10.6				82.3	
	2006-07	29.8	42.5	3.5	1.2					77.0

## Exports by Consignee

Season 2008/2009 (Tons)

CONSIGNEE	MKT	APPLE	NOT DEF	RY. GALA	FUJI	BRAEBURN	TOTAL
CF Fresh	NAM	783.2	698.6		40.9	43.7	783.2
Empire World Trade Ltd.	EUR	64.2		64.2			64.2
Organicsur S.A.S.	EUR	56.3		37.0	19.3		56.3



**www.merex.cl**  
 RUT: 77207150-7  
 Parinacota 250, Parque Industrial  
 Quilicura, Santiago

Merex Chile Ltda., Agrícola  
 Phone: 56 (2) 7390275  
 Fax: 56 (2) 7390699  
 e-mail: merex@merex.cl  
 Contact: Gonzalo Ruiz Tagle

## Exports by Destination Market

Season 2008/2009 (Tons)

PRODUCE	NORTH AMERICA		FAR	TOTAL TONS			TOTAL TH.CASES		
	EAST	WEST	EAST	2008-09	2007-08	2006-07	2008-09	2007-08	2006-07
TABLE GRAPES	129.1	129.1	189.2	447.4		213.3	54.3		40.9
BLUEBERRIES	310.9	108.2		419.1	58.3	92.8	211.5	36.9	60.6
RASPBERRIES	24.1	3.6		27.7	51.1	105.0	13.9	25.7	51.2
CHERRIES	2.4	2.6	1.3	6.3	0.4		1.3	0.08	
NOT DEF	201.6	70.8		272.4	42.9	38.3	136.2	26.6	25.5
R. GLOBE			112.2	112.2		12.6	13.7		1.5
FLAME SDL	66.1	41.7		107.8		33.1	13.2		4.0
ONEIL	68.4	36.0		104.4			52.2		
CHARTERS	397.3	223.9		621.2	40.1	183.3	213.0	24.8	55.2
LINERS	0.6	12.0	189.2	201.8	2.8		29.1	1.9	
AIR FREIGHT	68.7	7.5	1.3	77.5	67.1	193.2	38.9	36.1	95.7
LAND FREIGHT						51.2			6.7
TOTAL TONS	2008-09	466.5	243.4	190.5	900.5				
	2007-08	100.6	9.4			110.1			
	2006-07	299.8	65.8				427.6		
TOTAL TH.CASES	2008-09	185.8	72.1	23.1			281.0		
	2007-08	57.4	5.3					62.7	
	2006-07	106.9	37.3						157.7

## Exports by Consignee

Season 2008/2009 (Tons)

CONSIGNEE	MKT	GRAPE	BLUEB	RASPB	CHERRY	NOT DEF	R. GLOBE	FLAME SDL	ONEIL	THOMPSON	NOT DEF	TOTAL
Premier Pacific Trading, Inc.	NAM	129.1	152.4	3.6	2.6	142.8		41.7		26.8	15.7	287.6
Seald Sweet LLC	NAM	129.1						66.1		26.0		129.1
Cheung Kee Transportation Ltd.	FAR	114.5					37.4			21.0	37.4	114.5
Fresh King, Inc.	NAM		98.1	6.5	2.4	72.0			13.8			107.0
Others		74.8	168.6	17.6	1.3	57.6	74.8		90.6			262.3



RUT: 76036432-0  
 Av. Suecia 42 of, 604  
 Providencia, Santiago

Rauco Ltda., Exportadora

## Exports by Destination Market

Season 2008/2009 (Tons)

PRODUCE	NORTH AMERICA		EUROPE	FAR	TONS	TH.CAS
	EAST	WEST		EAST	2008-09	2008-09
TABLE GRAPES	631.5	31.6	82.9	35.4	781.4	95.3
ORANGES	88.3				88.3	5.9
CLEMENTINES	26.6				26.6	2.8
THOMPSON	250.5		82.9		333.4	40.7
CRIMSON	179.5	31.6			211.1	25.7
FLAME SDL	106.3				106.3	13.0
NAVEL LT.	88.3				88.3	5.9
SUGRAONE	72.4				72.4	8.8
R. GLOBE	22.8			35.4	58.3	7.1
CLEMENUL.	26.6				26.6	2.8
CHARTERS	631.5		53.1		684.6	83.5
LINERS	39.3	31.6	29.8	35.4	136.0	15.5
TONS	2008-09	746.3	31.6	82.9	35.4	896.2
TH.CASES	2008-09	85.7	3.9	10.1	4.3	104.0

## Exports by Consignee

Season 2008/2009 (Tons)

CONSIGNEE	MKT	GRAPE	ORANGE	CLEMENT	THOMPSON	CRIMSON	FLAME SDL	NAVEL LT.	SUGRAONE	R. GLOBE	CLEMENUL.	TOTAL
Prodex International, Inc.	NAM	663.0	88.3	26.6	250.5	211.1	106.3	88.3	72.4	22.8	26.6	777.9
Leo Pels Import B.V.	EUR	82.9			82.9							82.9
Cititex International Co.Ltd.	FAR	17.7								17.7		17.7
PT. Multi Graha Perdana	FAR	17.7								17.7		17.7

### Exports by Destination Market

Season 2008/2009 (Tons)

PRODUCE	NORTH AMERIC	EUROPE	TOTAL TONS			TOTAL TH.CASES		
			2008-09	2007-08	2006-07	2008-09	2007-08	2006-07
TABLE GRAPES	853.8	41.5	895.3	244.3	287.1	114.9	54.1	36.6
THOMPSON GRAPE	411.8	26.9	438.7	148.8	90.5	57.9	32.8	11.0
FLAME SDL GRAPE	162.0		162.0		109.2	19.8		14.9
SUPERIOR GRAPE	62.7	14.6	77.3		42.5	10.8		5.2
BLACK SDL GRAPE	66.6		66.6		34.6	8.1		4.2
CRIMSON GRAPE	54.8		54.8	80.7	4.7	6.7	17.9	0.6
PRINCESS GRAPE	32.3		32.3			3.9		
NOT DEF GRAPE	32.3		32.3	9.3		3.9	2.1	
RUBY SDL GRAPE	19.7		19.7			2.4		
SUGRAONE GRAPE	11.6		11.6			1.4		
PRN_SEED_ GRAPE				3.5				0.8
CHARTERS	839.9	41.5	881.4	244.3	287.1	113.2	54.1	36.6
TOTAL TONS	2008-09 853.8	2007-08 41.5	2006-07 287.1	895.3	244.3			
TOTAL TH.CASES	2008-09 106.2	2007-08 54.1	2006-07 36.6			114.9	54.1	36.6

### Exports by Consignee

Season 2008/2009 (Tons)

CONSIGNEE	MKT	GRAPE	THOMPSON	FLAME SDL	SUPERIOR	BLACK SDL	CRIMSON	PRINCESS	NOT DEF	RUBY SDL	SUGRAONE	TOTAL
Kopke Jr.Inc., William H.	NAM	853.8	411.8	162.0	62.7	66.6	54.8	32.3	32.3	19.7	11.6	853.8
Jupiter Marketing Ltd.	EUR	41.5	26.9		14.6							41.5

Santa Luisa Ltda., Exportadora

[www.santaluisa.cl](http://www.santaluisa.cl)

Phone: 56 (33) 271331

RUT: 76975320-6

Fax: 56 (33) 272995

Ruta 5 Norte Km 100

e-mail: contacto@santaluisa.cl

Hijuelas



### Exports by Destination Market

Season 2008/2009 (Tons)

PRODUCE	NORTH AMERICA		FAR	LATIN	EUROPE	TOTAL TONS		TOTAL TH.CASES	
	EAST	WEST	EAST	AMERIC		2008-09	2007-08	2008-09	2007-08
AVOCADOS	107.5	301.1		22.6	105.6	536.8		64.9	
ORANGES			97.9	112.7		210.7		12.4	
LEMONS	74.3	24.8	47.1			146.1	272.4	8.5	15.8
HASS AVOCADO	107.5	301.1		22.6	105.6	536.8		64.9	
LANE LATE ORANGE			97.9	112.7		210.7		12.4	
GENOVA LEMON	74.3	24.8	47.1			146.1	272.4	8.5	15.8
LINERS	181.8	325.8	145.0		105.6	758.2	272.4	77.1	15.8
LAND FREIGHT				135.3		135.3		8.6	
TONS	2008-09 181.8	2007-08 24.8	2006-07 198.1	145.0	135.3	105.6	893.6	272.4	
TH.CASES	2008-09 13.9	2007-08 1.4	2006-07 11.5	8.5	8.6	26.4		85.8	15.8

### Exports by Consignee

Season 2008/2009 (Tons)

CONSIGNEE	MKT	AVOCADO	ORANGE	LEMON	HASS	LANE LATE	GENOVA	TOTAL
Calavo Growers Of California	NAM	258.0			258.0			258.0
Jumbo Retail Argentina S.A.	LAT	22.6	112.7		22.6	112.7		135.3
Umina Brothers, Inc.	FAR		97.9			97.9		97.9
Sunny Valley Int., Inc.	NAM	86.0			86.0			86.0
Others		170.1		146.1	170.1		146.1	316.2

RUT: 76026246-3  
Estoril 50 of. 713  
Las Condes, Santiago

MoreFruits Ltda., Exp. y Com.  
Phone: 56 (2) 9541260  
e-mail: jmoreno@morefruits.cl  
Contact: Javiera Moreno

## Exports by Destination Market

Season 2008/2009 (Tons)

PRODUCE	FAR EAST	NORTH AMERICA		EUROPE		LATIN AMERIC	TONS		TH.CAS
		EAST	WEST	CONT	RUS	AMERIC	2008-09	2008-09	
APPLES	346.0	81.5		40.8	19.2	42.5	530.0	27.4	
CHERRIES	65.8	104.9	1.8				172.5	34.3	
TABLE GRAPES	36.4	15.6			17.7		69.8	8.5	
NECTARINES		50.9				15.0	65.9	8.2	
FUJI	303.3						303.3	15.2	
C. PINK		81.5		40.8			122.3	6.7	
BING	65.8	49.7	1.8				117.3	23.3	
NOT DEF		55.2					55.2	11.0	
LINERS	440.3	126.0		40.8	36.9	42.5	686.4	54.2	
CHARTERS		145.0					145.0	21.4	
AIR FREIGHT	7.9	19.3	1.8				29.0	6.3	
LAND FREIGHT						15.0	15.0	1.9	
TONS	2008-09	448.2	290.2	1.8	40.8	36.9	57.5	875.3	
TH.CASES	2008-09	34.8	39.1	0.4	2.2	3.2	4.1	83.8	

## Exports by Consignee

Season 2008/2009 (Tons)

CONSIGNEE	MKT	APPLE	CHERRY	GRAPE	NECTARIN	PEACH	FUJI	C. PINK	BING	NOT DEF	NOT DEF	TOTAL
Fru-Veg Marketing, Inc.	NAM		66.2		45.1	14.3			48.6	17.6	40.6	127.0
To Order	FAR	80.6		36.4			80.6					117.0
Jac Vandenberg, Inc.	NAM	81.5	17.6	15.6				81.5		17.6		114.8
Maru Marco Enterprise Co.	FAR	101.7					101.7					101.7
Others		266.1	88.7	17.7	20.7	21.5	121.0	40.8	68.7	20.0	5.8	414.7



[www.m5.cl](http://www.m5.cl)  
RUT: 76927110-4  
Casilla 271  
Buin, Santiago

Exportadora M 5 S.A.  
Phone: 56 (2) 821 2222  
Fax: 56 (2) 821 6572  
e-mail: jumunoz@beacon.cl  
Contact: Julian Muñoz

## Exports by Destination Market

Season 2008/2009 (Tons)

PRODUCE	NORTH AMERICA		FAR	LATIN	EUROPE	TOTAL TONS		TOTAL TH.CASES	
	EAST	WEST	EAST	AMERIC		2008-09	2007-08	2008-09	2007-08
LEMONS	198.1	173.4	211.8	21.7		605.0	220.4	35.2	12.8
AVOCADOS		86.0		45.2	23.9	155.1	1,380.2	16.5	123.2
ORANGES		43.2	24.5			67.7		4.3	
GRAPEFRUITS				34.9		34.9		2.9	
GENOVA	198.1	173.4	211.8	21.7		605.0	220.4	35.2	12.8
HASS		86.0		45.2	23.9	155.1	1,380.2	16.5	123.2
NOT DEF		43.2				43.2		2.9	
STAR RUBY				34.9		34.9		2.9	
SP. NAVEL			24.5			24.5		1.4	
LINERS	198.1	302.6	236.3		23.9	760.9	1,422.1	50.7	120.8
LAND FREIGHT				101.7		101.7	115.8	8.2	9.6
CHARTERS							62.7		5.6
TONS	2008-09	198.1	302.6	236.3	101.7	23.9	862.6		
	2007-08	133.8	1,351.0		115.8		1,600.6		
TH.CASES	2008-09	11.5	20.6	13.8	8.2	4.8		58.8	
	2007-08	10.4	116.0		9.6				136.0

## Exports by Consignee

Season 2008/2009 (Tons)

CONSIGNEE	MKT	LEMON	AVOCADO	ORANGE	GRAPEFR.	GENOVA	HASS	NOT DEF	STAR RUBY	SP. NAVEL	TOTAL
To Order	FAR	211.8		24.5		211.8				24.5	236.3
Umina Brothers, Inc.	NAM	173.4				173.4					173.4
Seald Sweet LLC	NAM	148.6				148.6					148.6
Jumbo Retail Argentina S.A.	LAT	21.7	45.2		34.9	21.7	45.2		34.9		101.7
Others		49.5	109.9	43.2		49.5	109.9	43.2			202.6

## Exports by Destination Market

Season 2008/2009 (Tons)

PRODUCE	LATIN	TONS	TH.CAS
	AMERIC	2008-09	2008-09
APPLES	832.9	832.9	41.6
PEARS	16.8	16.8	0.9
RY. GALA APPLE	457.2	457.2	22.9
RED CHIEF APPLE	243.6	243.6	12.2
SCARLETT APPLE	68.7	68.7	3.4
GRANNIES APPLE	50.0	50.0	2.5
PACKHAMS PEAR	16.8	16.8	0.9
FUJI APPLE	11.2	11.2	0.6
RICH. D. APPLE	2.2	2.2	0.1
LAND FREIGHT	849.7	849.7	42.6
TONS	2008-09	849.7	849.7
TH.CASES	2008-09	42.6	42.6

## Exports by Consignee

Season 2008/2009 (Tons)

CONSIGNEE	MKT	APPLE	PEAR	RY. GALA	RED CHIEF	SCARLETT	GRANNIES	PACKHAMS	FUJI	RICH. D.	TOTAL
To Order	LAT	603.3	10.2	354.5	173.0	26.4	38.2	10.2	11.2		613.5
Comercial Lukale E.I.R.L.	LAT	89.5	5.6	28.3	51.9	0.1	6.9	5.6		2.2	95.1
Bastifrut E.I.R.L.	LAT	46.1	1.0	26.5	14.7		4.9	1.0			47.1
Doris Pari Vargas	LAT	47.0		1.0	3.9	42.1					47.0
Mauro Quispe	LAT	47.0		47.0							47.0

FruX Ltda, Exportadora

Phone: 56 (2) 4310960

Fax: 56 (2)4310887

e-mail: max@frux.cl

Contact: Max Emdem

RUT: 76585230-7

Andres de Fuenzalida 47, Piso 7

Providencia, Santiago



## Exports by Destination Market

Season 2008/2009 (Tons)

PRODUCE	NORTH AMERICA		EUROPE		FAR	TOTAL TONS			TOTAL TH.CASES		
	EAST	WEST	CONT	UK	EAST	2008-09	2007-08	2006-07	2008-09	2007-08	2006-07
BLUEBERRIES	556.8	105.7	32.3	137.1	1.1	833.0	399.0	409.5	287.5	161.6	234.2
NOT DEF BLUEB	474.6	98.1	31.4	126.1		730.2	300.4	346.5	247.7	110.5	196.7
HIGHBUSH BLUEB	55.4	3.1	0.9	10.8	1.1	71.4	30.8	63.0	30.5	16.3	37.5
ONEIL BLUEB	23.3	3.2		0.07		26.6	14.6		7.7	8.5	
BL. CROP BLUEB	1.9	0.6				2.4	16.8		0.5	8.2	
PATRIOT BLUEB	0.9	0.7				1.6	1.3		0.8	0.9	
BLUERAY BLUEB	0.5			0.04		0.5	6.3		0.3	3.4	
COVILLE BLUEB	0.2					0.2			0.05		
BERKELEY BLUEB	0.03			0.02		0.05	26.1		0.02	12.5	
LINERS	399.6	95.6	31.4	126.2		652.8	276.8	344.6	231.5	105.5	195.7
CHARTERS	100.5	5.6				106.1	85.5		23.7	35.8	
AIR FREIGHT	56.7	4.6	0.9	10.8	1.1	74.1	36.7	64.8	32.3	20.3	38.4
TOTAL TONS	2008-09	556.8	105.7	32.3	137.1	1.1	833.0				
	2007-08	80.3	177.0	74.2	67.6			399.0			
	2006-07	253.2	44.8	69.3	40.8	1.4		409.5			
TOTAL TH.CASES	2008-09	156.5	41.0	20.7	68.5	0.7			287.5		
	2007-08	39.9	63.8	32.5	25.4					161.6	
	2006-07	146.1	22.8	41.2	23.1	1.0					234.2

## Exports by Consignee

Season 2008/2009 (Tons)

CONSIGNEE	MKT	BLUB	NOT DEF	HIGHBUSH	ONEIL	BL. CROP	PATRIOT	BLUERAY	COVILLE	BERKELEY	TOTAL
Alpine Fresh Inc.	NAM	270.4	248.8	6.3	14.0	1.3					270.4
Hortifrut Inc.	NAM	144.5	133.1		8.6	1.1	0.9	0.5	0.2	0.03	144.5
Sfc Redbridge Worldfresh Ltd	EUR	122.0	116.4	5.4	0.07			0.04		0.02	122.0
Aconex RT USA	NAM	78.2	55.2	23.0							78.2
Others		217.9	176.7	36.6	3.9		0.7				217.9

RUT: 77608960-5  
 Los Trigales 5A Parcela 26  
 San Bernardo, Santiago

## Exports by Destination Market

Season 2008/2009 (Tons)

PRODUCE	LATIN AMERIC	TOTAL TONS			TOTAL TH.CASES			
		2008-09	2007-08	2006-07	2008-09	2007-08	2006-07	
APPLES	645.8	645.8	560.2	673.2	32.3	27.1	30.8	
KIWIFRUIT	69.1	69.1			6.9			
PLUMS	66.9	66.9			5.9			
PEARS	24.5	24.5	23.0		1.4	1.3		
RY. GALA	APPLE	389.5	389.5	468.0	673.2	18.8	22.4	30.8
GRANNIES	APPLE	100.7	100.7	19.6		5.3	1.0	
HAYWARD	KIWIS	69.1	69.1			6.9		
RICH. D.	APPLE	64.2	64.2	22.8		3.4	1.2	
FORTUNE	PLUM	42.9	42.9			4.3		
LINERS		709.3	709.3	579.1	673.2	39.2	29.5	30.8
LAND FREIGHT		113.8	113.8	22.8		9.3	1.2	
AIR FREIGHT				3.4			0.8	
TOTAL TONS	2008-09	823.2	823.2					
	2007-08	601.9		605.4				
	2006-07	673.2		673.2				
TOTAL TH.CASES	2008-09	48.5				48.5		
	2007-08	30.7				31.4		
	2006-07	30.8					30.8	

## Exports by Consignee

Season 2008/2009 (Tons)

CONSIGNEE	MKT	APPLE	KIWIS	PLUM	PEAR	GRAPE	RY. GALA	GRANNIES	HAYWARD	RICH. D.	FORTUNE	TOTAL
Unifrutas E.U.A.	LAT	133.5				24.5	80.6	42.0				157.9
Baby Fruit Import Export S.A.C	LAT	80.0		66.9			19.8				42.9	146.9
To Order	LAT	125.3					66.7	58.7				125.3
Frutícola Cacique Ltda.	LAT	44.7	69.1						69.1	44.7		113.8
Others		262.2				16.9	222.5			19.6		279.1



[www.altiro.com/graneros](http://www.altiro.com/graneros)

RUT: 79504820-0  
 Fidel Oteiza 1921, Of. 1201  
 Providencia, Santiago

Graneros Ltda, Com. y Deshid.

Phone: 56 (2) 2235510  
 Fax: 56 (2) 2237457  
 e-mail: daromi@entelchile.net  
 Contact: Moisés Yudelevich

## Exports by Destination Market

Season 2008/2009 (Tons)

PRODUCE	LATIN AMERIC	EUROPE			MIDDLE	TOTAL TONS			TOTAL TH.CASES		
		CONT	RUS	EAST	2008-09	2007-08	2006-07	2008-09	2007-08	2006-07	
WALNUTS	289.1	274.3		14.4	577.8	599.9	543.5	43.6	44.1	36.7	
ALMONDS	179.2	56.0	9.0		244.2	227.9	147.6	24.5	23.0	14.9	
NOT DEF	WALNUT	289.1	274.3	14.4	577.8	599.9	543.5	43.6	44.1	36.7	
N. PAR. SC	ALMOND	139.5	56.0	9.0	204.5	31.5	82.4	20.6	3.2	8.4	
NOT DEF	ALMOND	39.5			39.5	196.4	65.2	4.0	19.9	6.5	
N. PAR. CC	ALMOND	0.1			0.1		0.01				
LINERS		157.3	314.3	9.0	14.4	495.0	305.5	184.5	40.8	26.6	15.8
LAND FREIGHT		311.0				311.0	522.3	506.6	25.7	40.5	35.8
TOTAL TONS	2008-09	468.2	330.3	9.0	14.4	821.9					
	2007-08	706.5	114.5	6.8			827.8				
	2006-07	624.9	66.2					691.0			
TOTAL TH.CASES	2008-09	39.9	25.8	0.9	1.4			68.1			
	2007-08	54.9	11.5	0.7					67.1		
	2006-07	46.0	5.6								51.6

## Exports by Consignee

Season 2008/2009 (Tons)

CONSIGNEE	MKT	WALNUT	ALMOND	NOT DEF	N. PAR. SC	NOT DEF	N. PAR. CC	TOTAL
To Order	EUR	187.5	16.0	187.5	16.0			203.5
First S.A. - First International Corp.	LAT	32.0	18.0	32.0	18.0			50.0
Bavosi S.A.	LAT		48.8		36.0	12.8		48.8
F.Li Maineri di Maineri & Cia.	EUR	29.0	16.0	29.0	16.0			45.0
Others		329.2	145.4	329.2	118.5	26.8	0.1	474.6

## Exportadora Campofrut Ltda.

Phone: 56 (75) 543362

Fax: 56 (75) 543363

e-mail: fespinoza@biotecnica.cl

Contact: Felipe Espinosa

RUT: 78444340-K

Longitudinal Sur Km. 185

Romeral, Curicó



## Exports by Destination Market

Season 2008/2009 (Tons)

PRODUCE	LATIN AMERIC	EUROPE		TOTAL TONS			TOTAL TH.CASES		
		CONT	RUS	2008-09	2007-08	2006-07	2008-09	2007-08	2006-07
KIWIFRUIT	222.6	156.8	168.7	548.1	185.8	151.4	54.8	18.6	15.1
NASHI PEARS	127.1			127.1	29.3	212.7	18.7	5.1	34.7
PLUMS	80.0			80.0		282.5	8.9		31.4
APPLES	60.9			60.9		45.6	3.4		2.4
HAYWARD	222.6	156.8	168.7	548.1	185.8	151.4	54.8	18.6	15.1
HOSUI	85.8			85.8	0.3	130.6	12.5	0.08	20.9
GRANNIES	60.9			60.9		0.9	3.4		0.05
SHINKO	34.2			34.2	26.5	53.9	5.2	4.5	8.6
FORTUNE	33.7			33.7		57.0	3.7		6.4
LAND FREIGHT	432.9			432.9	207.5	551.5	46.1	24.0	57.9
LINERS	57.6	156.8		214.4	22.4	154.5	22.9	2.2	19.1
CHARTERS			168.7	168.7		94.7	16.9		18.1
<b>TOTAL TONS</b>	<b>2008-09</b>	<b>490.5</b>	<b>156.8</b>	<b>168.7</b>	<b>816.1</b>				
	2007-08	207.5	22.4		229.9				
	2006-07	605.3	85.6			800.7			
<b>TOTAL TH.CASES</b>	<b>2008-09</b>	<b>53.3</b>	<b>15.7</b>	<b>16.9</b>			<b>85.8</b>		
	2007-08	24.0	2.2				26.3		
	2006-07	64.6	8.6						95.0

## Exports by Consignee

Season 2008/2009 (Tons)

CONSIGNEE	MKT	KIWIS	NASHI	PLUM	APPLE	HAYWARD	HOSUI	GRANNIES	SHINKO	FORTUNE	ANGELENO	TOTAL
Silvestrin Frutas Ltda.	LAT	222.6	69.5	80.1	60.9	222.6	45.0	60.9	22.2	33.7	25.2	432.9
Agritosa Coop.Agricol	EUR	89.6				89.6						89.6
To Order	EUR	85.3				85.3						85.3
Others		150.6	57.6			150.6	40.8		12.0			208.2

## Benipaula S.A.

RUT: 76372270-8



## Exports by Destination Market

Season 2008/2009 (Tons)

PRODUCE	LATIN AMERIC	TOTAL TONS			TOTAL TH.CASES		
		2008-09	2007-08	2006-07	2008-09	2007-08	2006-07
APPLES	323.5	323.5	24.0	38.7	16.7	1.2	2.1
PEARS	233.0	233.0			12.8		
TABLE GRAPES	167.8	167.8			20.5		
PLUMS	43.2	43.2			4.8		
NECTARINES	21.6	21.6			2.4		
RICH. D.	APPLE	303.8	303.8	22.1	15.7	1.2	
PACKHAMS	PEAR	233.0	233.0		12.8		
R. GLOBE	GRAPE	149.6	149.6		18.2		
ANGELENO	PLUM	43.2	43.2		4.8		
NOT DEF	APPLE	19.8	19.8	38.7	1.0		2.1
AUG. RED	NECTARIN	16.9	16.9		1.9		
LINERS		789.1	789.1	24.0	38.7	57.2	1.2
<b>TOTAL TONS</b>	<b>2008-09</b>	<b>789.1</b>	<b>789.1</b>				
	2007-08	24.0	24.0				
	2006-07	38.7		38.7			
<b>TOTAL TH.CASES</b>	<b>2008-09</b>	<b>57.2</b>			<b>57.2</b>		
	2007-08	1.2			1.2		
	2006-07	2.1					2.1

## Exports by Consignee

Season 2008/2009 (Tons)

CONSIGNEE	MKT	APPLE	PEAR	GRAPE	PLUM	NECTARIN	RICH. D.	PACKHAMS	R. GLOBE	ANGELENO	NOT DEF	TOTAL
To Order	LAT	323.5	233.0				303.8	233.0			19.8	556.5
Alimentos Frisa	LAT			167.8	43.2	21.6			149.6	43.2		232.6



## Chilean Export Companies by Consignee

Companies under 778.0 Tons

Season 2008/2009 (Tons)

EXPORTER	CONSIGNEE	MKT	GRAPE	APPLE	WALNUT	AVOCADO	ALMOND	BLUEB	KIWIS	PLUM	CHERRY	OTHERS	TONS	CASES
Rio Paraná Ltda.	The Oppenheimer Group	NAM	541.9							234.7			776.5	92,586
	All Fresh Produce	NAM								180.7		37.2	217.9	28,058
	Dellafrutta Com. Atac. de Frutas	LAT								105.9			105.9	11,258
	To Order	EUR			3.0		65.0			30.4			98.4	9,016
	OOO Inter Torg	EUR								67.1			67.1	7,928
	Almendras Morales	EUR					48.0						48.0	4,800
	Import. Y Negociaciones Nayjama	LAT		47.0									47.0	2,352
	Trade Import Company Ltd.	EUR	31.5							9.4			40.8	4,880
Santa Marta, Exportadora S.A	F Y F Corp S.A.C.	LAT								21.6			21.6	2,400
	Food Invest Italia Spa.	EUR								21.6			21.6	2,400
	OOO Importer	EUR								17.4			17.4	2,176
	Nathel & Nathel, Inc.	NAM										16.9	16.9	2,112
	Kopke Jr.Inc. , William H.	NAM										16.8	16.8	2,104
	OOO Mega Fruit	EUR								15.8			15.8	1,760
	FTK Holland B.V.	EUR	13.5										13.5	3,000
	Barberb Cervera	EUR			10.0								10.0	1,000
	RGS Company Ltd.	EUR								9.3			9.3	1,056
	Unifrutti Of America, Inc.	NAM	531.6										531.6	64,419
Exportadora San Lorenzo Ltda.	Pacific Trellis Fruit	NAM	94.5										94.5	11,520
	Dekalb Farmers Market	NAM	85.8										85.8	10,464
	Imdismol, S.A. de C.V.	LAT	54.5										54.5	6,648
	Origin Fruit Direct BV	EUR	366.9										366.9	73,872
South Pacific Ltda., Soc. Agr.	Van Der Lans International B.V.	EUR	325.9										325.9	63,428
	Jupiter Marketing Ltd.	EUR	64.1										64.1	12,600
Paidahuen S.A., Agrícola	Nico de Jong B.V.	EUR	754.1										754.1	115,280
	Imp. de Frutas y Verd. Becerra G.	LAT		257.4								23.0	280.5	14,712
Natural Fruit L	The First Fruit E.U.	LAT		210.7					24.0				234.7	13,376
	Interfresh Fruver Venezuela S.A.	LAT		96.8						21.6		92.2	210.5	12,560
	Import. de frutas y Verduras	LAT		24.3									24.3	1,264
	Agrícola Gloria Due S.R.L.	EUR	170.6								17.5		188.1	39,926
	Vip Marketing, Inc.	NAM	112.2										112.2	13,680
	KNC Fresh Fruits Inc.	FAR	71.8										71.8	8,760
	To Order	EUR	56.1										56.1	6,840
	OOO Consul	EUR	54.1										54.1	6,600
	Neva Shipping Co	EUR	53.1										53.1	6,480
	To Order	FAR							48.0				48.0	4,800
	Begley Bros Ltd.	EUR	29.2										29.2	5,830
Megafruta Ltda.	Noble Freight Int L	FAR							24.0				24.0	2,400
	OOO Prodimport	EUR							20.8				20.8	2,080
	Buah Bestari	FAR	18.7										18.7	2,280
	Ringoot Fruit N.V. S.A.	EUR	17.0										17.0	3,400
	Solfruit International B.V.	EUR	15.3										15.3	3,400
	Hars & Hagebauer B.V.	EUR	13.2										13.2	2,944
	Unifrutti Of America, Inc.	NAM									10.7		10.7	2,144
	Seohyun Trading	FAR	8.9										8.9	1,080
	Frank Donio Inc.	NAM									0.6		0.6	128
	Hars & Hagebauer B.V.	EUR	309.5										309.5	67,720
	To Order	EUR	212.5										212.5	25,920
Idahue Chile	4 Fruit Company B.V.	EUR	153.0										153.0	34,000
	Central Fruit BVBA	EUR	35.4										35.4	4,320
	Anaco & Greeve International B.V.	EUR	30.6										30.6	6,800
Rosa Moreno Luna	Distribuidora Yanira E.I.R.L.	LAT		604.5								136.1	740.6	37,786

## Chilean Export Companies by Consignee

Companies under 778.0 Tons

Season 2008/2009 (Tons)

EXPORTER	CONSIGNEE	MKT	GRAPE	APPLE	WALNUT	AVOCADO	ALMOND	BLUEB	KIWIS	PLUM	CHERRY	OTHERS	TONS	CASES	
Valle Limarí S.A, Exportadora	To Order	NAM	12.6									470.9	483.5	112,516	
	Chenail Fruits et Legumes	NAM										84.0	84.0	7,680	
	LGS Specialty Sales Ltd	NAM										60.7	60.7	10,140	
	Fresh Fruit Connections Inc.	NAM										43.2	43.2	2,880	
	Fresh Vines Inc.	NAM	19.6										19.6	2,392	
	Seald Sweet LLC	NAM										19.3	19.3	5,690	
	Sabrosa Italia S.N.C.	EUR	17.6										17.6	3,920	
	New World Fruit Traders B.V.	EUR	7.3										7.3	1,632	
	Rosario Ltda., Agrícola	LGS Specialty Sales Ltd	NAM	138.7										138.7	16,917
Unifrutti Of America, Inc.		NAM	116.2										116.2	14,025	
Kingo Korea Co., Ltd.		FAR	78.8										78.8	10,112	
Provincial Fruit Co - Rite Pak Prod.		NAM	64.5										64.5	7,860	
Fruteria, Inc.		FAR	53.2										53.2	6,720	
Kingo Fruits Co., Ltd.		FAR	43.2										43.2	9,600	
C V Kuda Mas		FAR	37.4										37.4	4,560	
To Order		FAR	37.4										37.4	4,560	
OOO Inter Torg		EUR	33.5											33.5	4,080
Mack Multiples		EUR	31.7											31.7	4,663
JLM Produce Ltd.		EUR	28.5											28.5	6,335
Cititex International Co.Ltd.		FAR	18.7											18.7	2,280
Globewide Trading		FAR	18.7											18.7	2,280
Timerfruit B.V.		EUR	17.1											17.1	3,795
Ooo Star Fruit		EUR	16.7											16.7	2,040
Norbar Chile S.A	Samjoo Marketing	FAR	394.0										394.0	48,045	
	Pomina Enterprise Co., Ltd.	FAR	146.0										146.0	18,156	
	Reyes Gutierrez	EUR				120.0							120.0	12,000	
	Agrocanillas, S.L.	EUR				47.9							47.9	4,786	
	To Order	EUR				24.0							24.0	2,400	
Zuriaga Zuriaga, José D.	Ruth Herrera Lagos	LAT	177.4										177.4	15,156	
	Sabinfrut Corporation S.A.C.	LAT	155.2										155.2	12,936	
	Import. Y Negociaciones Navjama	LAT	153.4										153.4	12,782	
	Doris Pari Vargas	LAT	88.7										88.7	7,392	
	Rosa Milagros Elias Ramos	LAT	88.7										88.7	7,392	
	Peque S A C	LAT	44.4										44.4	3,696	
	To Order	LAT	21.1										21.1	1,761	
Rebeca Produce E.I.R.L.	Green Apples E.I.R.L.	LAT		300.1					14.4			96.2	410.6	22,378	
	To Order	LAT		72.6									72.6	3,300	
	OOO Prodimport	EUR	51.2	17.8									69.0	7,220	
	Kopke Jr.Inc. , William H.	NAM									61.0		61.0	12,192	
	Nandopal SI	EUR	17.9						22.4				40.3	4,424	
	To Order	EUR						22.4		1.7			24.1	2,584	
	Nelson Maria Viera Viera	LAT		20.5									20.5	1,078	
	To Order	MID		20.5									20.5	1,120	
	Olga Krasnove Almatinska OBL	EUR								0.1	2.2	0.4	2.8	520	
	Herbert Widmann Gmbh	EUR									1.1		1.1	224	
	Astra M Ltda.	EUR									1.1		1.1	224	
	OOO Agrofood Service	EUR									0.6		0.6	128	
FoodInvest Chile	Food Invest Italia Spa	MID	14.1	543.9					17.9				575.9	38,610	
	Food Invest Italia Spa.	EUR		19.8					39.1				59.0	6,699	
	Sanad Trading Coldstore	MID		42.8									42.8	2,352	
	Tasharukiat Marwa	MID		21.4									21.4	1,176	
	To Order	MID							17.9				17.9	5,600	
Santa Julia Ltda, Agrícola y Comercial	Andes River Marketing Serv. Corp.	NAM	351.3							36.1			387.4	49,008	
	Chiquita Fresh North America	NAM	329.1										329.1	40,128	
Mario Gutierrez	Frutiminas Comercio de Frutas Ltda	LAT	266.0	64.2					44.3	73.1	14.4	181.4	643.5	71,216	
	Gilberto Benito Zoleta Ruiz	LAT		48.4									48.4	2,482	
	To Order	LAT		20.5									20.5	1,078	

## Chilean Export Companies by Consignee

Companies under 778.0 Tons

Season 2008/2009 (Tons)

EXPORTER	CONSIGNEE	MKT	GRAPE	APPLE	WALNUT	AVOCADO	ALMOND	BLUEB	KIWIS	PLUM	CHERRY	OTHERS	TONS	CASES
Casabindo Ltda, Exportadora Agrícola	The Oppenheimer Group	NAM										340.6	340.6	79,512
	Frank Donio Inc.	NAM										135.9	135.9	33,984
	Ballantine Produce Co., Inc.	NAM										129.1	129.1	26,273
	Arbola Produce, Inc.	NAM										106.0	106.0	26,496
San Luis de Yáquil S. A.(Johnsonfruit)	Dayka & Hackett LLC	NAM	210.6										210.6	25,413
	Demeter Fruit King Hk Ltd.	FAR	187.0								14.9		201.9	25,780
	European Produce Co (EPCO) Ltd.	EUR	67.9										67.9	15,080
	To Order	FAR	37.4										37.4	4,560
	Wang Fat Hong	FAR	37.4										37.4	4,560
	Shanghai New Long March Int. Trade	FAR	35.4										35.4	4,320
	Long Oasis Limited	FAR	35.4										35.4	4,320
	PT Jaka Marintama	FAR	26.2										26.2	3,192
	Giang Ha Co., Ltd.	FAR	18.7										18.7	2,280
	F.P.D., Inc	NAM									15.4		15.4	3,016
	UBM Corporation	FAR	15.0										15.0	1,824
Fullbloom Int'l Limited	FAR									0.7		0.7	143	
Soc.Comercial Star Fruit Ltda.	Exportaciones Durexporta S.A.	LAT	258.3									78.0	336.3	35,651
	Dekalb Farmers Market	NAM	136.1										136.1	16,600
	Onetrade	FAR	92.5										92.5	11,280
	Frutin, C.A.	LAT	55.0										55.0	6,708
	To Order	EUR	53.1										53.1	6,480
V&V Limitada	Big Company Fruits	LAT		449.1									449.1	23,369
	Import y Export M&M S.A.	LAT		70.3									70.3	3,560
	Peque S A C	LAT		67.6									67.6	3,528
	Verfrut S.A. de C.V.	LAT		41.2									41.2	2,128
	Flamencos	LAT		20.8									20.8	1,064
	José Alfonso Ruiz Alfaro	LAT		20.6									20.6	1,064
Parmex S.A.	Nestle Venezuela	LAT					253.0						253.0	25,300
	To Order	EUR					112.7						112.7	10,335
	Frutos Secos De Occidente S.A.	LAT					64.0						64.0	6,400
	Digrans	LAT					26.0						26.0	2,600
	Pandock C.A.	LAT					24.9						24.9	2,490
	Garotto	LAT					24.0						24.0	2,400
	Molina y Cia S.A.	LAT					24.0						24.0	2,400
	Arcor S.A.I.C.	LAT					22.3						22.3	2,230
	Lodiser S.A.	LAT					17.7						17.7	1,771
	Murano S.P.A.	EUR			16.0								16.0	1,600
	Freeworld Trading Limited	EUR					16.0						16.0	1,600
	Dena Trading Co. LLC	MID					16.0						16.0	1,600
	Dalfica del Centro	LAT					14.0						14.0	1,400
	Uniagro	LAT					14.0						14.0	1,400
	Bagley S.A.	LAT					10.0						10.0	1,000
	Georgalos Hnos.S.A.I.C.A.	LAT					5.0						5.0	500
	Carlisa S.A.	LAT					4.0						4.0	400
	To Order	LAT					2.5						2.5	250
Lucacen S.R.L.	LAT					2.0						2.0	200	
Nestle S.A.	LAT					1.0						1.0	100	
Alto Copiapó Ltda, Exp. de Uvas	Chiquita Fresh North America	NAM	549.6										549.6	65,247
	Eduardo Garcia	LAT	41.9										41.9	3,744
	Inés Gómez Chávez	LAT	22.9										22.9	2,289
	To Order	LAT	22.4										22.4	2,244
	To Order	EUR	16.7										16.7	2,040
	King Fresh Produce, L.L.C.	NAM	15.2										15.2	1,755

## Chilean Export Companies by Consignee

Companies under 778.0 Tons

Season 2008/2009 (Tons)

EXPORTER	CONSIGNEE	MKT	GRAPE	APPLE	WALNUT	AVOCADO	ALMOND	BLUEB	KIWIS	PLUM	CHERRY	OTHERS	TONS	CASES
Metropolitana Comerc.	To Order	EUR			164.0		160.0						324.0	22,560
	To Order	MID					64.0						64.0	6,400
	Dena Trading Co. LLC	MID					32.0						32.0	3,200
	Bavosi S.A.	LAT					29.0						29.0	2,900
	Comestibles Alfa Ltda.	LAT					28.0						28.0	2,800
	Agro Industrial Perazzoli Ltd.	LAT					25.0						25.0	2,500
	Ipanema Comercial Exp. e Imp.	LAT					22.0						22.0	2,200
	To Order	LAT					20.0						20.0	2,000
	Jandira Comercio de Productos	LAT					16.0						16.0	1,600
	Jorge A. Pabon Gutierrez	LAT					16.0						16.0	1,600
	Grupo Nacional de Chocolates SA	LAT					16.0						16.0	1,600
	Diaz Guerrero y Compania	LAT					16.0						16.0	1,600
	Fartura Alimentos Ltda.	LAT					14.0						14.0	1,400
	Lucacen S.R.L.	LAT					10.0						10.0	1,000
	Com.Import.E Export.La Rioja	LAT					10.0						10.0	1,000
	First S.A. - First International Corp.	LAT					10.0						10.0	1,000
	Foca S.A.	LAT					6.0						6.0	600
	Pontyn S.A.	LAT					5.0						5.0	500
	Caralb S.R.L.	LAT					3.0						3.0	300
	Nestle Venezuela	LAT					0.4						0.4	40
Santa Monica Ltda, Agrícola	Jac Vandenberg, Inc.	NAM	212.5										212.5	25,920
	Interfruver de México, S.A. de C.V.	LAT	144.6										144.6	17,640
	All Fresh Produce	NAM	121.6										121.6	14,832
	Prodex International, Inc.	NAM	91.0										91.0	11,100
	Dayka & Hackett LLC	NAM	48.8										48.8	5,952
	LGS Specialty Sales Ltd	NAM	29.1										29.1	3,552
	Arbola Produce, Inc.	NAM	15.7										15.7	1,920
Ava Ltda.	Richard Hochfeld Limited	EUR	333.9										333.9	36,695
	Grapes Direct Limited	EUR	247.8										247.8	27,230
	Mack Multiples	EUR	81.4										81.4	8,945
Ben David S.A, Exportadora	Palacios Roca S.A.	EUR							89.6		6.2		95.8	10,641
	Dimimax S.R.L.	LAT						84.8					84.8	8,478
	Importfrut Ltda.	LAT		74.4									74.4	3,744
	Chiquita Italia S.P.A.	EUR						67.2					67.2	6,720
	Chiquita Fresh North America	NAM						22.4			33.3		55.7	6,064
	Dole Nat Co. S.A.	LAT						38.7					38.7	3,872
	Cofruta Comercio Imp. e Export	LAT						37.9					37.9	3,792
	Contel Fresh, Inc.	NAM									18.7	7.5	26.1	4,770
	Comcisur	LAT		24.5									24.5	1,258
	Grupo Dispersa, S.A.	LAT		23.2									23.2	1,162
	Valentim Appolari	LAT						22.6					22.6	2,256
	Frutas Tabares S.L.	EUR						22.4					22.4	2,240
	Chiquita Portugal Ltda.	EUR						22.4					22.4	2,240
	Frutícola Cacique Ltda.	LAT						20.8					20.8	2,080
	To Order	LAT										20.2	20.2	2,240
	Cedit U.S.A Inc.	NAM									15.0		15.0	3,002
	Dandrea Produce Inc.	NAM									5.0		5.0	1,005
J M Levarht en Zn. Bv	EUR									2.1		2.1	413	

## Chilean Export Companies by Consignee

Companies under 778.0 Tons

Season 2008/2009 (Tons)

EXPORTER	CONSIGNEE	MKT	GRAPE	APPLE	WALNUT	AVOCADO	ALMOND	BLUEB	KIWIS	PLUM	CHERRY	OTHERS	TONS	CASES
Valle del Maipo Chilean Fruit S.A.	Kopke Jr.Inc. , William H.	NAM	183.7								67.4		251.1	35,877
	Cobana Fruchtring GmbH & Co	EUR									1.3	103.2	104.5	13,608
	LGS Specialty Sales Ltd	NAM	80.1										80.1	9,768
	Nufri Sat	EUR										65.8	65.8	7,016
	All Fresh Produce	NAM	63.0										63.0	7,680
	Fru-Veg Marketing, Inc.	NAM									32.5		32.5	6,509
	Origin Fruit Direct BV	EUR	28.7										28.7	5,664
	Wellking Trading Ltd.	FAR										21.9	21.9	4,384
	Mufri S.L.	EUR										2.6	2.6	512
To Order	EUR										0.6	0.6	128	
Fenix S.A	Global Fruit Point GmbH	EUR		383.4									383.4	21,091
	Direct Fruit Marketing DFM GmbH	EUR		122.3									122.3	6,720
	Zerres & Co.Gmbh	EUR		78.5									78.5	4,312
	To Order	EUR		61.2									61.2	3,360
Indufrut Int Ltda. Imp.y Exp.	To Order	EUR			380.0		2.0						382.0	15,400
	Net Nut Gıda San. İç ve Dış Tic. Ltd.	EUR										200.0	200.0	8,000
	Jafar Moallem Trad.Co.	MID					32.0						32.0	3,200
	To Order	MID			10.0		16.0						26.0	2,600
Soc.Agricola Y Com.Greenagro	Unifrutti Of America, Inc.	NAM	65.3							22.2	9.7	309.9	407.1	51,813
	PYH Perng Trading Co., Ltd.	FAR									34.6	37.0	71.5	11,534
	Fru-Veg Marketing, Inc.	NAM										53.5	53.5	6,738
	Khaishen Trading Sdn Bhd	FAR	33.7										33.7	4,104
	La Fruition Co., Ltda.	FAR										19.2	19.2	2,400
	Fruitech Co., Ltd.	FAR										19.2	19.2	2,400
	Wing Mau Trading Co., Ltd.	FAR	18.7										18.7	2,280
	To Order	FAR	10.6										10.6	1,296
	Fuh Uei Trading Co.Ltd.	FAR									2.9		2.9	571
Alborada S.A.	Vidinter C.A.	LAT		298.7									298.7	15,876
	Com. e Imp. de Alimentos Impal	LAT		235.9									235.9	12,362
	Frut. Com. Panamericana (Frutcom)	LAT		78.3									78.3	4,115
	To Order	LAT		20.6									20.6	1,029
Bendel S.A., Imp. y Exp.	Yalda Trading Co LLC	MID	112.2	83.6						21.6			217.4	20,672
	To Order	MID		63.0					22.4				85.4	5,691
	To Order	FAR	74.7										74.7	9,046
	Borton & Sons	NAM		58.7									58.7	3,108
	OOO Prodimport	EUR							21.0	20.6			41.6	4,392
	Companhia Brasileira de Distribuição	LAT								20.6			20.6	2,288
	Al Asil Company Import.Export	MID		20.4									20.4	1,064
	Prodisco S.A.S	EUR				20.1							20.1	5,016
	To Order	EUR		19.6									19.6	1,029
	RGS Company Ltd.	EUR								18.7			18.7	2,080
	Fresh Advancements Inc.	NAM	18.2										18.2	2,220
	Trade Import Company Ltd.	EUR		17.8									17.8	980
	Vanguard Marketing Services LLC	FAR								15.5			15.5	1,726
C y M Ltda., Soc. Agric.	Dayka & Hackett LLC	NAM	622.4										622.4	73,890
Quinta Fruit Ltda.	Origin Fruit Direct BV	EUR	245.1										245.1	41,383
	Pacific Trellis Fruit	NAM	226.7										226.7	27,647
	Seald Sweet LLC	NAM	100.0										100.0	12,192
	Wing Mau Trading Co., Ltd.	FAR	32.6										32.6	3,978
	Huitong Economic Trade	FAR	16.7										16.7	2,040
	To Order	NAM	0.008										0.008	1

## Chilean Export Companies by Consignee

Companies under 778.0 Tons

Season 2008/2009 (Tons)

EXPORTER	CONSIGNEE	MKT	GRAPE	APPLE	WALNUT	AVOCADO	ALMOND	BLUEB	KIWIS	PLUM	CHERRY	OTHERS	TONS	CASES
Agricamex .Ltda	The Oppenheimer Group	NAM										177.3	177.3	44,080
	Ballantine Produce Co., Inc.	NAM										151.3	151.3	37,824
	Sunny Valley Int., Inc.	NAM						109.4				6.1	115.6	55,389
	North Bay Produce, Inc	NAM						67.6					67.6	25,920
	To Order	NAM										44.8	44.8	11,200
	Global Fruit Marketing, Inc.	NAM										31.1	31.1	7,776
	Fresh Taste Produce Ltd.	NAM										29.6	29.6	7,392
Soc Zanelli Ltda.	Representaciones Zanelli	LAT		83.0						70.8		422.7	576.5	34,716
	To Order	LAT		22.9									22.9	1,036
La Cruz Ltda, Agro. Comercial	German Ariel Dellacasa	LAT				596.3							596.3	59,504
Entre Rios Farms	Hortifrut Inc.	NAM						380.4					380.4	159,677
	Southern Specialties, Inc.	NAM						100.7					100.7	50,028
	Euroberry Marketing S.A.	EUR						65.7					65.7	42,150
	Premier Pacific Trading, Inc.	NAM						43.0					43.0	18,342
	Pacific Trading	NAM						2.0					2.0	480
	To Order	NAM						2.0					2.0	480
	Pacific Coast Fruit	NAM						1.5					1.5	360
Valvalle Ltda., Exportadora	To Order	EUR			187.6							20.0	207.6	8,304
	Madi Ventura S.P.A.	EUR			121.1								121.1	6,857
	Plimont di Montresor Robert	EUR			60.0								60.0	2,520
	Murano S.P.A.	EUR			59.2								59.2	4,717
	Zelocchi Loris	EUR			58.8								58.8	2,800
	Alfano F.Lli S.R.L.	EUR			40.0								40.0	1,600
	Zieler & Co.Nussmuhle Gmbh.	EUR			14.0								14.0	740
	Abramo Bruzzone Srl	EUR			10.0								10.0	400
	Nutwork Handelsgesellschaft GmbH	EUR			10.0								10.0	400
	Friedrich Glatz Lebensmittel	EUR			9.2								9.2	923
Luis Felipe Edwards, Fruticola	Alfred Price & Sons Ltd.	EUR	587.0										587.0	79,373
Nexco Chile S.A.	New York Export Co., Inc.	LAT	378.3							22.2		75.6	476.1	53,092
	Bemosa	LAT	17.7	19.8									37.5	3,189
	JP Comercial S.A.	LAT	36.5										36.5	4,446
	H.Tzanetatos, Inc.	LAT										23.0	23.0	1,280
Belco Ltda.	Trofi B.V.	EUR	252.7										252.7	37,067
	Hars & Hagebauer B.V.	EUR	191.3										191.3	40,033
	IPM Nishimoto Co., Ltd.	FAR	124.3										124.3	15,156
Orion Pacific Internacional, Inc.	Trade Import Company Ltd.	EUR		196.2									196.2	10,780
	Nieto & Milevcic Ltd.	LAT		96.1									96.1	5,004
	Jih Hao Trading Co., Ltd.	FAR										69.1	69.1	7,680
	Crown Fruits Enterprise Co.	FAR										69.1	69.1	7,680
	Rekan Trading Co., Ltd.	FAR								43.2			43.2	4,800
	Chiao Yaow Trading Co., Ltd.	FAR										23.0	23.0	2,560
	Royal Island Co., Ltd.	FAR										21.8	21.8	2,560
	Kwek Sum Chuan F.	FAR								21.6			21.6	2,400
	Lst Fresh Fruit Sdn Bhd	FAR								21.6			21.6	2,400
Calavo Chile S.A.	Calavo Growers Of California	NAM				451.6							451.6	40,320
	Jumbo Retail Argentina S.A.	LAT				45.2						61.5	106.7	7,814

## Chilean Export Companies by Consignee

Companies under 778.0 Tons

Season 2008/2009 (Tons)

EXPORTER	CONSIGNEE	MKT	GRAPE	APPLE	WALNUT	AVOCADO	ALMOND	BLUEB	KIWIS	PLUM	CHERRY	OTHERS	TONS	CASES
Asi Chile S.A.	To Order	EUR			100.0								100.0	6,400
	Murano S.P.A.	EUR			70.0								70.0	6,400
	Narimpex AG	EUR			60.0								60.0	3,000
	Alibar Productos Alimentares	EUR			60.0								60.0	6,000
	Seeberger KG.	EUR			40.0								40.0	4,000
	Nature Food Import	EUR			40.0								40.0	4,000
	Jandira Comercio de Productos	LAT			30.0								30.0	3,000
	Imp. de Frutas La Violetera Ltda.	LAT			24.5								24.5	980
	SC Brasil Importacao y Exportacao	LAT			23.0								23.0	920
	La Toja Imp. e Exp. Ltda.	LAT			23.0								23.0	920
	Colmeia Do Minho Ltda.	EUR			20.0								20.0	2,000
	Frutorra Pimienta Ltda.	EUR			20.0								20.0	1,820
	Nutwork Handelsgesellschaft GmbH	EUR			20.0								20.0	800
	First S.A. - First International Corp.	LAT			15.0								15.0	1,500
	Parisi Umberto S.N.C.	EUR			10.0								10.0	400
Productos 3A Ltda.	LAT			2.0								2.0	200	
Achondo Sullivan Ltda., Agric.	The Oppenheimer Group	NAM	556.5										556.5	67,871
	Sc Van Ravenswaaij B.V.	EUR										146.1	146.1	8,888
Safex Ltda., Exportadora	Frutas E. Sánchez S.L.	EUR										145.2	145.2	9,192
	Frusol International, Inc.	NAM										122.4	122.4	7,200
	Goldspan Ltd.	FAR										69.1	69.1	4,320
	Van Der Lans International B.V.	EUR										48.1	48.1	3,168
	Agrotejeda S.L.	EUR				21.1							21.1	1,880
Santa Julia Ltda., Agr.	Hortofruticola Amaglio Srl.	EUR	18.2	60.7					112.0	61.0	6.4	75.8	334.1	37,174
	Santa Julia Us Agency	NAM	16.7	20.2						37.8	2.5	47.1	124.3	15,174
	Paganini Foods L.L.C.	NAM									36.1	32.5	68.6	11,628
	To Order	LAT	16.7										16.7	2,040
	Apple a Day Fruits, Inc.	NAM									4.9		4.9	984
	To Order	NAM									1.5		1.5	300
	Jacques Mayol S.A.	EUR									1.2		1.2	240
Agrodirect	To Order	MID		209.9									209.9	11,424
	Royal Fruit Company Ltd.	MID		120.4									120.4	6,272
	Agroexperience Sl.	EUR		85.6							1.9		87.5	5,088
	Vip Marketing, Inc.	NAM	31.5						44.8		2.6		78.8	8,832
	To Order	EUR							44.8				44.8	4,480
Citripal Ltda., Agrícola	The Oppenheimer Group	NAM				101.1						197.4	298.4	20,704
	Arc Eurobanan S.L.	EUR				148.9							148.9	34,376
	Jose Luis Montosa S.L.	EUR				65.0							65.0	6,160
	Goldspan Ltd.	FAR										24.8	24.8	1,440
Exportadora Dona Agustina Ltda	Jose L.Colque P.	LAT		240.8								107.9	348.6	17,970
	Jorge M. Colque Perca	LAT		87.1								5.8	92.9	4,676
	To Order	LAT		44.8								22.2	67.0	3,584
	Patricia Colque	LAT		22.5								1.0	23.5	1,183
Casablanca Organics	CF Fresh	NAM		342.4									342.4	19,600
	To Order	NAM		169.3									169.3	9,584
	To Order	EUR		18.4									18.4	960
Santa Ana Ltda., Soc. Agrícola	Richard Hochfeld Limited	EUR	241.8										241.8	26,575
	Grapes Direct Limited	EUR	167.3										167.3	18,385
	Mack Multiples	EUR	119.8										119.8	13,165
Rio Duero S.A.	Pomina Enterprise Co., Ltd.	FAR	256.6										256.6	31,296
	Jac Vandenberg, Inc.	NAM	127.9										127.9	15,600
	Fru-Veg Marketing, Inc.	NAM	45.3										45.3	5,520
	Lee Man Trading Company	FAR	37.4										37.4	4,560
	Fresh Advancements Inc.	NAM	23.6										23.6	2,880
	Vialo S.R.L.	LAT								19.8			19.8	2,200
	New World Farming Trade	NAM	15.7										15.7	1,920
Exportadora Doña Paula Ltda.	Andes River Marketing Serv. Corp.	NAM	525.8										525.8	64,128

## Chilean Export Companies by Consignee

Companies under 778.0 Tons

Season 2008/2009 (Tons)

EXPORTER	CONSIGNEE	MKT	GRAPE	APPLE	WALNUT	AVOCADO	ALMOND	BLUEB	KIWIS	PLUM	CHERRY	OTHERS	TONS	CASES
Valles Naturales de Chile Ltda	Eco Farms Avocado	NAM				357.7							357.7	31,936
	Frank Donio Inc.	NAM										64.8	64.8	4,320
	Geest Melrow Salad Ltd	EUR				34.7							34.7	3,096
	Seald Sweet LLC	NAM										21.6	21.6	1,440
	Fresh Pacific & Vegetables	NAM										21.6	21.6	1,440
	The Oppenheimer Group	NAM										21.6	21.6	1,440
Austral Fruit S.	King Fresh Produce, L.L.C.	NAM	475.2										475.2	55,468
	Pacific Trellis Fruit	NAM	23.6										23.6	2,880
	Fruticola Irmaos Faisao Ltda.	LAT	21.3										21.3	2,592
R.P. S.A., Imp y Exp	Chiquita Fresh North America	NAM	458.1										458.1	55,939
	Direct Fruit Marketing DFM GmbH	EUR	30.5										30.5	6,776
	Chiquita Fresh BVBA	EUR	29.0										29.0	6,200
Superfruit Ltda.	To Order	EUR			115.1		19.5						134.6	6,912
	Jandira Comercio de Productos	LAT			45.8		52.9						98.7	8,837
	Noberasco S.R.L.	EUR			53.1								53.1	2,724
	Bm Comercial Ltda.	LAT			25.0		24.5						49.5	3,450
	Freeworld Trading Limited	EUR					48.0						48.0	4,800
	SC Brasil Importacao y Exportacao	LAT			40.0								40.0	1,600
	Surtidora Abarrotera S.A.	LAT					22.0						22.0	2,200
	Importadora Emporio S.A.De C.V	LAT					21.9						21.9	2,190
	Frit Ravich S.L.	EUR			20.2								20.2	807
	Narimpex AG	EUR			10.0								10.0	1,000
	Farm Gold Handels GmbH	EUR			9.9								9.9	987
	Pontyn S.A.	LAT			6.1								6.1	605
Dispronat Ltda.	LAT						3.0					3.0	300	
Patagonia Food S.A	Gourmet Trading Co.	NAM						343.8					343.8	87,653
	Sfc Redbridge Worldfresh Ltd	EUR						83.7					83.7	45,200
	Frank Donio Inc.	NAM						82.3					82.3	36,390
	Union Co., Ltd.	FAR						2.6					2.6	1,680
	IPM Nishimoto Co., Ltd.	FAR						2.2					2.2	1,440
Crispa Gold Ltda.	To Order	NAM				21.5						284.0	305.5	40,250
	Frusol International, Inc.	NAM										154.5	154.5	15,448
	DNE World Fruit Sales	NAM										42.1	42.1	10,610
Food & Fruit Comercial Ltda	To Order	EUR	265.6	84.0									349.6	20,917
	Prodex International, Inc.	NAM						3.1				123.8	127.0	9,281
	To Order	LAT		23.5									23.5	1,237
Frutos Oeste	Freddy Colque	LAT	230.4										230.4	14,748
	To Order	LAT	149.2										149.2	17,288
	Eduardo Garcia	LAT	115.1										115.1	7,194
Exp Sudterra Frut S.A.	Kopke Jr.Inc. , William H.	NAM	29.9									141.3	171.2	25,924
	Eroski	EUR			105.6								105.6	5,280
	Roveg Fruit B.V.	EUR	63.0										63.0	11,777
	Mack Multiples	EUR	38.0										38.0	4,482
	Frutas E. Sánchez S.L.	EUR			34.9								34.9	6,987
	To Order	NAM										31.1	31.1	4,663
	Prizako Agency Sdn.	FAR	17.7										17.7	2,160
	All Fresh Produce	NAM										15.7	15.7	2,240
	Contel Fresh, Inc.	NAM										8.7	8.7	1,248
	Contel Global, Inc.	NAM										8.4	8.4	1,200
Agronut Ltda., Comercial	Della Bella Biagio e F.Lli S.N.C.	EUR			115.4		85.0						200.4	9,968
	To Order	EUR			160.0		31.7						191.7	8,861
	Mercantil de Viveres	LAT					34.2						34.2	2,850
	Abastos Teleno S.A.DE C.V.	LAT					25.0						25.0	1,000
	To Order	LAT					19.1						19.1	1,625
	Almacenes Altamira S.A.De C.V.	LAT					14.3						14.3	1,425
	Frutargen S.A.	LAT					5.0						5.0	500
	Villares SRL	LAT			3.5								3.5	350



## Chilean Export Companies by Consignee

Companies under 778.0 Tons

Season 2008/2009 (Tons)

EXPORTER	CONSIGNEE	MKT	GRAPE	APPLE	WALNUT	AVOCADO	ALMOND	BLUEB	KIWIS	PLUM	CHERRY	OTHERS	TONS	CASES
Los Maitenes	Wuhl Shafman & Lieberman Inc	NAM										346.8	346.8	20,160
	To Order	FAR										91.1	91.1	5,296
	Fresh Pacific	NAM										24.8	24.8	1,440
	A.J. Trucco, Inc.	NAM										24.8	24.8	1,440
Comercial SVS Ltda	Frank Donio Inc.	NAM						146.1			0.7		146.8	66,433
	Premier Pacific Trading, Inc.	NAM	9.5					118.9					128.4	66,819
	Dandrea Produce Inc.	NAM						67.0			0.8		67.8	34,792
	New World Farming Trade	NAM	27.3					4.6					31.9	9,341
	Copsul Imp.y Exportadora Ltda	LAT	31.8										31.8	4,062
	Baldor Speciality Food Inc.	NAM	7.4					13.7				5.9	27.0	13,801
	Punto Austral S.A.de C.V.	LAT						16.8					16.8	4,954
	Market 52	NAM						15.7					15.7	8,568
	To Order	NAM	1.8					6.3			1.0	0.4	9.5	4,792
	Marina Produce	NAM						6.4					6.4	1,492
	New World Fruit Traders	NAM						2.8					2.8	1,870
Miles Import	EUR									1.0		1.0	200	
Blue Valley	Gourmet Trading Co.	NAM						263.9				0.6	264.4	62,723
	North Bay Produce, Inc	NAM						95.0				15.3	110.3	35,210
	Dave´s Speciality Imports, Inc.	NAM						43.0				16.8	59.8	22,415
	Courchesne Larose Ltee.	NAM						8.3				13.6	21.9	12,639
	To Order	EUR						17.2					17.2	6,885
	North Bay Produce	EUR						8.2					8.2	3,274
	All American Farms Inc	NAM										2.9	2.9	1,506
San Sebastian Export Chile S.A.	Sabinfrut Corporation S.A.C.	LAT	19.5	357.7								12.8	390.0	20,978
	Imp. de Frutas y Verd. Becerra G.	LAT		66.6									66.6	3,438
	NSA Produce Marketing Inc	NAM		20.7									20.7	1,113
Comerc.Y Exp.North Andes Chile	Vip Marketing, Inc.	NAM		199.9							10.0		209.9	12,641
	To Order	MID		108.1									108.1	5,880
	Rich Going Int'l. Corp.	FAR		60.6									60.6	3,192
	LGS Specialty Sales Ltd	NAM		57.8									57.8	3,043
	Prodex International, Inc.	NAM		20.2									20.2	1,064
	Hortifrut Inc.	NAM									16.9		16.9	3,386
	Nature's Pride B.V.	NAM									2.4		2.4	480
Mino U, Cecilia	To Order	LAT	49.6	161.4						3.1		7.8	221.9	15,403
	Freddy Colque	LAT	64.5	66.7					7.3	10.4			148.9	12,451
	Vialo S.R.L.	LAT								22.0		19.8	41.8	4,576
	Honey Fruit	LAT		22.0									22.0	1,127
	Import. Y Negociaciones Nayjama	LAT		21.3									21.3	1,106
	F Y F Corp S.A.C.	LAT		18.5									18.5	973
Agricola Cordillera S.A	Dayka & Hackett LLC	NAM	289.8										289.8	35,289
	To Order	EUR	69.3										69.3	8,448
	Jac Vandenberg, Inc.	NAM	55.9										55.9	6,816
	Grupo Verdín S.A. de C.V.	LAT	36.5										36.5	4,446
	The Oppenheimer Group	NAM	18.1										18.1	2,208
Nadco S.A., Agrícola	To Order	EUR	325.1										325.1	65,138
	Bama	EUR	143.8										143.8	28,760
Turqueza Ltda.	To Order	EUR			464.2								464.2	18,612
Expofruta Ltda., Soc. Com. y Agr.	Eduardo Garcia	LAT	427.1						9.9			7.1	444.1	32,112
	Lucy Apaza	LAT	14.5										14.5	1,254
Kalia Ltda.	Distribuidora Tripan, C.A.	LAT		191.4					20.8			238.2	450.4	25,538
Petorca Valley S.A., Exportadora	F.V.C. International Ltd.	FAR										211.8	211.8	12,312
	Goldspan Ltd.	FAR										188.2	188.2	10,944
	Minami Kyushu Shizai Co.Ltd.	FAR										24.8	24.8	1,440
	To Order	FAR										23.5	23.5	1,368
Fruticola de Los Andes, Exportadora	Frucom Hamburg GmbH & Co	EUR	359.2										359.2	45,210
	Seald Sweet LLC	NAM	49.6										49.6	6,048
	Origin Fruit Direct BV	EUR	39.2										39.2	6,450

## Chilean Export Companies by Consignee

Companies under 778.0 Tons

Season 2008/2009 (Tons)

EXPORTER	CONSIGNEE	MKT	GRAPE	APPLE	WALNUT	AVOCADO	ALMOND	BLUEB	KIWIS	PLUM	CHERRY	OTHERS	TONS	CASES
Global Babega Ltda., Exp.	Agrimex Srl	LAT		213.6					4.8	5.2		10.1	233.7	12,242
	Sociedad Sofruver S.A.	LAT		137.7								23.0	160.7	8,396
	Agrimex	LAT		23.5									23.5	1,176
	To Order	LAT		19.6					2.9			1.0	23.5	1,324
Prodalmen Ltda.	To Order	EUR					292.0						292.0	12,826
	To Order	FAR					40.0						40.0	1,762
	Caspian Nuts B.V.	EUR					23.0						23.0	2,300
	Nature Food Import	EUR					20.0						20.0	2,000
	Frutos y Especies	LAT					16.0						16.0	1,600
	To Order	LAT					16.0						16.0	1,600
	El Yaucha S.A.	LAT					12.4						12.4	1,236
	Establecimientos La Egipciana	LAT					8.0						8.0	800
	Alto Jahuel S.A.	LAT					6.0						6.0	600
Jacusiel Ltda.	To Order	EUR			300.0								300.0	12,000
	Grant J Hunt Co.	NAM									117.1		117.1	23,424
	Fruitech Co., Ltd.	FAR									4.4		4.4	872
	To Order	NAM									3.2		3.2	640
	Noble Freight Int L	FAR									3.1		3.1	616
	Scattaglia Growers & Shippers, LLC.	NAM									1.3		1.3	256
	Arc Eurobanan S.L.	EUR									0.6		0.6	128
Agrofrio Central Ltda.	Grower Direct Marketing, L.L.C.	NAM									232.1		232.1	46,419
	Trinity Fruit Sales Co.	NAM									124.4		124.4	24,885
	Bengard Marketing	NAM									36.6		36.6	7,319
	Unifrutti Of America, Inc.	NAM									27.2		27.2	5,442
	Scattaglia Growers & Shippers, LLC.	NAM									5.9		5.9	1,176
	All American Farms Inc	NAM									1.8		1.8	360
Fantuzzi Villasante Ltda. (Exportal)	Trade Import Company Ltd.	EUR	80.0							15.6		117.9	213.5	24,421
	To Order	EUR	13.4							5.2		48.5	67.1	7,543
	Dellafrutta Com. Atac. de Frutas	LAT										61.8	61.8	6,864
	Cofix Import. e Export. de Frutas Ltda	LAT								14.6		28.1	42.6	4,576
	Othil Import.De Frutas Ltda.	LAT								20.9			20.9	2,088
	RGS Company Ltd.	EUR								10.4		9.4	19.8	2,080
New York Exportaciones y Cia Ltda.	To Order	EUR	109.8										109.8	13,392
	Arc Eurobanan S.L.	EUR				105.6							105.6	25,224
	OOO Sunway Group	EUR										99.1	99.1	5,760
	Andes River Marketing Serv. Corp.	NAM				63.4							63.4	5,760
	Frutart Com. Productos Agricolas	LAT	22.6										22.6	2,750
	Prodex International, Inc.	NAM				21.1							21.1	1,920
Vitalpal S.A.	Westfalia Marketing UK Ltd.	EUR				363.0							363.0	81,192
	Rio Vista Limitada	NAM				43.0							43.0	3,840
	H M De Jong Koel- en Vrieshuis B.V.	EUR										13.1	13.1	3,600
Henriquez Marich., Juan	Solfruit International B.V.	EUR							129.6	180.4			310.0	49,392
	Van Der Staay	EUR								46.6			46.6	8,632
	Andes River Marketing Serv. Corp.	NAM								20.5	4.2		24.7	3,600
	Leo Pels Import B.V.	EUR								18.1			18.1	2,928
	4 Fruit Company B.V.	EUR								14.7			14.7	2,944
Lopez, Maria V.	The Oppenheimer Group	NAM	412.4										412.4	50,289
Pesquera Marauquilda Ltda.	Peque S A C	LAT		229.6									229.6	11,713
	Doris Pari Vargas	LAT		180.6									180.6	9,384
Renta-Frut S.A., Agric	Jac Vandenberg, Inc.	NAM	276.3										276.3	34,272
	Nico de Jong B.V.	EUR	133.2										133.2	29,592

## Chilean Export Companies by Consignee

Companies under 778.0 Tons

Season 2008/2009 (Tons)

EXPORTER	CONSIGNEE	MKT	GRAPE	APPLE	WALNUT	AVOCADO	ALMOND	BLUEB	KIWIS	PLUM	CHERRY	OTHERS	TONS	CASES
Chicureo Ltda.	Fruitech Co., Ltd.	FAR	130.8										130.8	15,953
	Brimland Enterprises Corp.	FAR	93.5										93.5	11,400
	OOO Laim	EUR	46.0										46.0	5,610
	Lee Foods Distribution Ltd.	FAR	37.4										37.4	4,560
	OOO Inter Torg	EUR	25.1										25.1	3,060
	Pt.Mulia Raya Agrijaya	FAR	18.7										18.7	2,280
	To Order	EUR	18.7										18.7	2,280
	Huitong Economic Trade	FAR	18.7										18.7	2,280
	OOO Importer	EUR	18.7										18.7	2,280
San Carlos Ltda, Soc. Agrícola	The Oppenheimer Group	NAM	405.4										405.4	49,440
Veneto S.A, Inversiones y Agrícola	Beva Fruits	EUR	206.9										206.9	25,234
	Honey Fruit	LAT									69.1		69.1	3,840
	OOO Inter Torg	EUR	48.1								18.7		66.8	7,948
	Global Fruit Marketing, Inc.	NAM	29.1										29.1	3,552
	To Order	EUR	18.4							10.4			28.8	3,278
Tres Cabezas Ltda.	Exportaciones Durexporta S.A.	LAT	294.5	80.9									375.3	40,168
	To Order	LAT		20.2									20.2	1,064
Exportadora Panagro S.A.	Demeter Fruit King Hk Ltd.	FAR									65.2		65.2	13,032
	Kingo Fruits Co., Ltd.	FAR									57.8		57.8	11,552
	Dandrea Produce Inc.	NAM									42.1		42.1	8,416
	Grower Direct Marketing, L.L.C.	NAM									40.3		40.3	8,064
	De Groot International B.V.	EUR									37.6		37.6	8,256
	All American Farms Inc	NAM									34.3		34.3	6,858
	Jac Vandenberg, Inc.	NAM									28.0		28.0	5,600
	Chiao Chern Enterprise Corp.	FAR									18.9		18.9	3,440
	Lee Man Trading Company	FAR									18.1		18.1	3,616
	Pomina Enterprise Co., Ltd.	FAR									17.6		17.6	3,520
	Arc Eurobanan S.L.	EUR									11.5		11.5	4,608
	Demeter Fruit King Co. Ltd.	NAM									2.6		2.6	512
	Vertumnus Hk. Co., Ltd.	FAR									2.5		2.5	496
	Zoutewelle Import/Export	EUR									1.9		1.9	768
	OOO Agrofood Service	EUR									1.9		1.9	384
	Dalian Yidu Group Co., Ltd	FAR									1.3		1.3	256
	Kingo Fruits Co., Ltd.	NAM									1.3		1.3	256
Fruits Company	EUR									0.6		0.6	256	
La Campana Ltda.	The Oppenheimer Group	NAM	382.6										382.6	46,656
Poma Mamani Salvador y Otros	Robema S C R L	LAT	187.2										187.2	16,144
	Import. Y Negociaciones Nayjama	LAT	167.4										167.4	13,950
	Doris Pari Vargas	LAT	23.8										23.8	1,980
Combifrut S.A.	La Pinede	EUR							200.3				200.3	20,030
	Blue Whale	EUR							89.6				89.6	8,960
	Sudfruits S.A.	EUR							44.8				44.8	4,480
	OOO Inter Torg	EUR								18.7			18.7	2,080
	To Order	EUR	15.0										15.0	1,824
Callejones Ltda., Soc. Frutic.	Nathel & Nathel, Inc.	NAM		326.0									326.0	17,920
	Global Fruit Point GmbH	EUR		40.1									40.1	2,205
Cottlefarms Chile Ltda	Cottle Strawberry Nursery Inc.	NAM						355.0					355.0	143,817
	Growers Union	NAM						3.7					3.7	1,073

## Chilean Export Companies by Consignee

Companies under 778.0 Tons

Season 2008/2009 (Tons)

EXPORTER	CONSIGNEE	MKT	GRAPE	APPLE	WALNUT	AVOCADO	ALMOND	BLUEB	KIWIS	PLUM	CHERRY	OTHERS	TONS	CASES
Sociedad Englander Nuss S.A	To Order	EUR			67.6								67.6	6,760
	Ahmed Adbulla Sadeq Trading Co.	MID			40.0								40.0	3,000
	Dutch Nut Group	EUR			39.0								39.0	3,900
	To Order	MID			30.5								30.5	2,300
	I.N.Z Trading B.V.	EUR			30.0								30.0	3,000
	Murano S.P.A.	EUR			30.0								30.0	3,000
	Voicevale Ltd	EUR			30.0								30.0	3,000
	Sun Snack Ag	EUR			24.0								24.0	2,400
	Zieler & Co.Nussmuhle Gmbh.	EUR			22.5								22.5	2,250
	Silcom S.A. - La Abundancia	LAT			22.0								22.0	1,900
	Madi Ventura S.P.A.	EUR			10.0								10.0	1,000
To Order	LAT			8.9								8.9	891	
Villares SRL	LAT			4.0								4.0	400	
Sun West S.A.	To Order	EUR			49.5								49.5	4,950
	Villares SRL	LAT			22.8		8.7						31.5	3,154
	Barberb Cervera	EUR			29.0								29.0	2,300
	To Order	LAT			8.4		17.6						26.0	2,600
	First S.A. - First International Corp.	LAT			22.0								22.0	2,200
	Neobrasil Comercio Exterior	LAT			20.0								20.0	2,000
	Jandira Comercio de Productos	LAT			19.5								19.5	1,950
	JTC Distribuidora Ltda.	LAT			19.5								19.5	1,950
	Humdinger Ltd.	EUR			19.0								19.0	1,900
	Frutos Secos De Occidente S.A.	LAT					15.6						15.6	1,560
	Alyser S.A.	LAT			14.6								14.6	1,455
	Blanca Nuez S.A.	LAT			10.0								10.0	1,000
	Cerno S.A.	EUR			9.5								9.5	950
	Frutorra Pimienta Ltda.	EUR			9.5								9.5	950
	Rhumveld Winter & Konijn	EUR			9.5								9.5	950
	To Order	MID			9.5								9.5	950
	Jorge Lazaro Zac.	LAT			3.0		5.0						8.0	800
	Puntarey S.A.	LAT			5.0		3.0						8.0	800
	Lasa Hnos.S.A.C.	LAT					5.5						5.5	550
	Pontyn S.A.	LAT			4.0								4.0	400
Regional Sur	LAT					4.0						4.0	400	
La Cabana De Mendoza S.A.	LAT					4.0						4.0	400	
Dos Santos Pereira Y Cia.	LAT			3.0								3.0	300	
Alim.Herbert E Philips Fagardo	To Order	LAT	17.5	46.4									63.8	4,643
	Rally Ltda.	LAT										44.4	44.4	2,772
	Chinchurreta Bazetti Jose	LAT		43.3									43.3	2,254
	Import. Batista Garcia Richard	LAT		43.1									43.1	2,254
	Flamencos	LAT		39.7									39.7	2,079
	José Alfonso Ruiz Alfaro	LAT	15.4	20.4									35.8	2,936
	Rafelir S.A.	LAT						20.8	14.6				35.4	3,536
	M y F Marcelo Ltda.	LAT		22.1									22.1	1,127
Citricola Salerno	LAT		19.6									19.6	1,050	
Frutos del Sol S.A., Exportadora	Valentim Appolari	LAT	29.5									54.3	83.8	9,626
	Crisfrut Comercio Imp. E Exp. Ltda	LAT	56.9									21.5	78.5	9,639
	Frugal Importadora Export.Ltd.	LAT	40.1							21.5			61.7	7,288
	Yara Alimentos Ltda.	LAT	20.1							16.6		4.7	41.3	4,809
	Hetros Importacao e Exportacao Ltda.	LAT	40.1										40.1	4,896
	Florestal Import W Export Ltda	LAT	19.2									10.3	29.5	3,490
	Distribuidora de Frutas Céu Azul Ltda	LAT	9.8										9.8	1,200
Alto Aconcagua S.A.	Avocados Del Rey	NAM				343.0							343.0	30,432
Aruba Chile S.A.	To Order	MID	18.7	150.7						43.2		23.0	235.7	20,060
	To Order	LAT		106.4									106.4	5,336

## Chilean Export Companies by Consignee

Companies under 778.0 Tons

Season 2008/2009 (Tons)

EXPORTER	CONSIGNEE	MKT	GRAPE	APPLE	WALNUT	AVOCADO	ALMOND	BLUEB	KIWIS	PLUM	CHERRY	OTHERS	TONS	CASES
Natural Nut S.A.	To Order	EUR			289.8								289.8	12,791
	Neobrasil Comercio Exterior	LAT			12.0								12.0	1,200
	La Piedra Redonda S.L.	EUR			10.0								10.0	1,004
	El Duo Harinero S.A.	EUR			10.0								10.0	1,000
	Humdinger Ltd.	EUR			10.0								10.0	1,000
	L.I.F.E. S.R.L.	EUR			10.0								10.0	1,000
Jorge Gallardo Exports	To Order	EUR			120.0								120.0	5,400
	Jandira Comercio de Productos	LAT			34.0								34.0	1,960
	Com. De Frutas El Aguila S.A.	LAT			9.0		19.6						28.6	2,857
	Betra Trading S.A.	LAT			24.8								24.8	990
	V. Besana S.p.A.	EUR			20.0								20.0	2,000
	Best Importacao e Exportacao L	LAT			20.0								20.0	800
	First S.A. - First International Corp.	LAT			18.0								18.0	1,020
	Jacob Distler GmbH	EUR			14.5								14.5	1,000
	Industrial Lingesa S.A.	LAT			9.3		2.5						11.8	1,100
	King Nuts & Raaphorst B.V.	EUR			10.0								10.0	1,000
	Castanas Campelo Exportaciones	EUR			10.0								10.0	400
	Almacenes Éxito S.A.	LAT						8.1					8.1	1,017
		IDEAL S.R.L.	LAT			7.3								7.3
	Casa Santa Luzia Import.Ltda.	LAT					5.0						5.0	167
	Inv. Representaciones Van Ltda	LAT					4.6						4.6	464
Project Fruit	Univeg Import SA	EUR							336.0				336.0	33,600
Organik Time SPA	To Order	EUR		32.1					72.0				104.1	8,964
	Greenery International B.V.	EUR		64.2					24.0				88.2	5,928
	Eosta B.V.	EUR		54.4					23.9				78.3	5,381
	ICA Sverige AB	EUR		64.2									64.2	3,528
Marco A. Cefinil	To Order	LAT	116.8	186.9									303.7	19,308
	Sabinfrut Corporation S.A.C.	LAT	23.8										23.8	1,980
Luis A. Diaz	Delia Calles	LAT		187.2									187.2	7,727
	M.Mamani	LAT		93.9									93.9	3,864
	Debbya Zarate	LAT		45.9									45.9	1,890
Lo Arcaya Exp.	Andes River Marketing Serv. Corp.	NAM	322.0										322.0	39,264
Natafrut Ltda.	Westfalia Marketing UK Ltd.	EUR				250.7							250.7	63,327
	Luis Vicente S.A.	EUR	71.2										71.2	8,680
Frugas S.A.	Gastaldelli S.R.L.	EUR		74.3				0.7			9.0	148.2	232.2	32,996
	To Order	EUR		72.6							5.1		77.7	7,114
	Gastardelli Srl Italia	EUR									2.3		2.3	920
	Frutas Franch S.A.	EUR									0.6		0.6	230
Agronut Ltda., Com.	Abastos Garcia S.A.DE C.V.	LAT					67.7						67.7	5,645
	Visa Fruits Sa	EUR			6.0		43.0						49.0	4,363
	Villares SRL	LAT			11.0		16.0						27.0	2,700
	To Order	EUR			21.9								21.9	894
	Frutargen S.A.	LAT					15.0						15.0	1,500
	Surtidora Abarrotera S.A.	LAT					14.3						14.3	1,425
	Comercializadora Suarez	LAT					14.3						14.3	1,425
	Garotto	LAT			14.0								14.0	1,400
	Pandurata Alimentos Ltda.	LAT					14.0						14.0	1,400
	Parisi Umberto S.N.C.	EUR			14.0								14.0	800
	To Order	LAT			7.0		5.4				0.6		13.0	1,300
	L.I.F.E. S.R.L.	EUR					12.7						12.7	795
	Lucacen S.R.L.	LAT					12.0						12.0	1,167
F.Li Maineri di Maineri & Cia.	EUR			10.0								10.0	1,000	
Bavosi S.A.	LAT					7.0						7.0	700	
Lheritier Argentina	LAT					6.5						6.5	650	
Transfrut Ltda.	Supertienda Y Drogueria Olimpi	LAT	17.7	269.7								24.5	311.9	17,816

## Chilean Export Companies by Consignee

Companies under 778.0 Tons

Season 2008/2009 (Tons)

EXPORTER	CONSIGNEE	MKT	GRAPE	APPLE	WALNUT	AVOCADO	ALMOND	BLUEB	KIWIS	PLUM	CHERRY	OTHERS	TONS	CASES
Alnuez Ltda., Exp. y Asesorias	Sunray	EUR			79.0								79.0	7,900
	To Order	EUR			58.3		20.0						78.3	7,829
	Khaled	MID					41.5						41.5	4,149
	To Order	LAT			18.0		3.0						21.0	2,100
	Nutwork Handelsgesellschaft GmbH	EUR			20.0								20.0	800
	Zelocchi Loris	EUR					16.0						16.0	1,600
	Bavosi S.A.	LAT					14.8						14.8	1,481
	Frigoríficos Rodríguez	LAT			10.0								10.0	1,000
	Dalfica del Centro	LAT			10.0								10.0	1,000
	Noberasco S.R.L.	EUR						10.0					10.0	1,000
Pontyn S.A.	LAT						5.0					5.0	500	
A & B Ltda, Comercializadora e Importadora	Redigo y Cia. S.A.	LAT										182.7	182.7	11,760
	To Order	FAR						22.4					22.4	2,240
	Tropical Farm Hellas Ltd.	EUR						22.4					22.4	2,240
	Capespan	EUR									22.3		22.3	1,440
	Prime Produce International LLC	NAM				21.5							21.5	1,920
	To Order	LAT	18.7										18.7	2,280
	To Order	NAM						1.6			4.4		5.9	1,875
Guayas Ltda., Imp. Exp.	Frutera Don Marcos Frudonmar S.A.	LAT								3.7		152.4	156.1	10,450
	Distribuidora Tripan, C.A.	LAT			139.1								139.1	7,203
Omni Nuts & Fruits S.A	To Order	EUR			182.2		20.0						202.2	10,373
	Tumerden Gida Urun San Vetic	EUR			85.0								85.0	3,400
	Lodiser S.A.	LAT										0.6	0.6	40
	Silcom S.A. - La Abundancia	LAT										0.5	0.5	50
Nahuel Export	Eosta B.V.	EUR						227.0					227.0	22,700
	To Order	EUR						44.8					44.8	4,480
	To Order	NAM						8.5					8.5	5,640
	OOO Agrofood Service	EUR						2.4					2.4	1,575
	Olga Krasnove Almatinska OBL	EUR						0.2			0.5		0.7	450
GB Export S.A.	Griffin & Brand Ltd.	EUR	261.7										261.7	48,386
	To Order	FAR	17.9										17.9	2,180
Vap Export Chile Ltda	F.P.D., Inc	NAM									71.5		71.5	14,308
	Demeter Fruit King Hk Ltd.	FAR									69.9		69.9	14,530
	Tung Shing Fresh Fruit Co., Ltd.	FAR									35.3		35.3	7,055
	Shanghai New Long March Int. Trade	FAR			19.6								19.6	1,029
	Lee Tak Company	FAR			19.6								19.6	1,029
	Long Oasis Limited	FAR			19.6								19.6	1,029
	Chiao Yaow Trading Co., Ltd.	FAR									17.6		17.6	3,520
	To Order	FAR									11.5		11.5	2,300
	Arc Eurobanan S.L.	EUR									6.7		6.7	1,344
	J.O. Sims Ltd.	EUR									4.8		4.8	972
	Fruitech Co., Ltd.	FAR									1.1		1.1	429
Río Exp. Ltda.	Andes River Marketing Serv. Corp.	NAM	276.0										276.0	33,660
Campillay, Agrícola	All Fresh Produce	NAM	238.1										238.1	29,040
	La Fruition Co., Ltda.	FAR	18.7										18.7	2,280
	KPC Inc.	FAR	17.7										17.7	2,160
Greenpoint S.A, Exportadora	Benelux Flower & Food	FAR										123.8	123.8	7,200
	Cedit U.S.A Inc.	NAM										99.1	99.1	5,760
	4 Fruit Company B.V.	EUR	30.0										30.0	6,000
	Pomina Enterprise Co., Ltd.	FAR									15.5		15.5	3,102
	Pomina Enterprise Co., Ltd.	NAM									2.7		2.7	535
	Rainbow Growers Group	EUR									2.5		2.5	491
El Rancho Ltda, Servicios	Hispafruit B.V.	EUR	245.5							27.2			272.7	52,265
Exportadora Los Libertadores	Putruele Hnos.S.A.A.I.C.	LAT				65.1						204.0	269.0	20,678

## Chilean Export Companies by Consignee

Companies under 778.0 Tons

Season 2008/2009 (Tons)

EXPORTER	CONSIGNEE	MKT	GRAPE	APPLE	WALNUT	AVOCADO	ALMOND	BLUEB	KIWIS	PLUM	CHERRY	OTHERS	TONS	CASES
Royalsur S.A.	Amalthia Trading Ltd.	EUR	35.7	21.4					44.8		11.5		113.4	12,316
	To Order	EUR		64.2					22.4				86.6	5,768
	Battaglio S.R.L.	EUR		21.4					44.8				66.2	5,656
	Jaguar The Fresh Co. Ltd.	EUR									1.2		1.2	240
San Esteban Ltda, Soc Exp.	Chiquita Fresh North America	NAM	198.3										198.3	24,186
	Sooil Commerce & Transport, Inc.	FAR	35.4										35.4	4,320
	Shine Food Corporation	FAR	17.7										17.7	2,160
	Chiquita Fresh BVBA	EUR	13.5										13.5	3,000
Agroind.Pinochet Fuenzalida Lt	Grandafrutta Soc.Coop.A.R.L.	EUR							216.0				216.0	21,600
	Goldspan Ltd.	FAR							48.0				48.0	4,800
Paraíso del Sur S.A, Exp.	LGS Specialty Sales Ltd	NAM	92.2										92.2	11,247
	Unifrutti Of America, Inc.	NAM	63.9										63.9	7,797
	To Order	FAR	37.4										37.4	4,560
	Timerfruit B.V.	EUR	36.6										36.6	7,811
	To Order	EUR	27.8										27.8	3,390
	000 Importer	EUR	4.2										4.2	510
Pachacama Ltda.	Jumbo Retail Argentina S.A.	LAT				180.2							180.2	18,022
	Calavo Growers Of California	NAM				43.0							43.0	3,840
	To Order	NAM				21.5							21.5	1,920
Geselfruit S.A.	To Order	FAR		235.9									235.9	12,414
	Amanda & Vincent Resources Co.	FAR									4.8		4.8	952
	Chiao Yaow Trading Co., Ltd.	FAR									1.2		1.2	243
Cato Ltda, Soc Agrícola	North Bay Produce, Inc	NAM						220.3					220.3	102,210
	Sunny Valley Int., Inc.	NAM						13.5					13.5	6,600
Luis Diaz	Delia Calles	LAT		162.6									162.6	6,783
	Debbya Zarate	LAT		46.1									46.1	1,932
	M.Mamani	LAT		23.2									23.2	966
Agroser Ltda.	Martin S.R.L.	LAT		112.4						20.6		20.6	153.6	10,407
	Marin S.R.L.	LAT		45.3									45.3	3,293
	R.J.U. Com. Benef. de Frutas y Verd.	LAT								28.9			28.9	3,211
Interfrut Soc. por Accion, Exp.	Cedit U.S.A Inc.	NAM		227.3									227.3	12,488
Reno Ltda., Exportadora	R.J.U. Com. Benef. de Frutas y Verd.	LAT	19.8	185.1					20.8				225.7	14,222
Cienago Ltda.	Anton Dürbeck GmbH	EUR	94.1										94.1	11,472
	Tae Bong Int'l Co., Ltd	FAR	74.8										74.8	9,120
	Verisource International LLC	FAR	56.1										56.1	6,840
Exportadora Fasfrut Ltda.	Produce One Inc.	NAM				43.0						49.5	92.5	6,720
	Commercial Fruits	EUR				42.2							42.2	10,560
	Calavo Growers Of California	NAM										24.8	24.8	1,440
	To Order	NAM				21.5							21.5	1,920
	To Order	EUR				21.4							21.4	4,620
	Capespan	EUR				21.1							21.1	5,280
Fernando Aldo A.Bucarey Causa Metro S.A.	Grandafrutta Soc.Coop.A.R.L.	EUR						216.0					216.0	21,600
Sol y Mar Ltda.	Basesurcorp S.A.	LAT		213.7									213.7	9,853
Sur Continente S.A.	Agrintesa Coop.Agricol	EUR						210.0					210.0	21,000
El Escorpión de Chile Ltda.	Alimport Cuba S.A.	LAT		209.6									209.6	11,361
El Escorpión de Chile Ltda.	El Escorpión de A.B.H., S.A. de C.V.	LAT	207.3										207.3	23,270
Profoods Ltda.	Frucom Hamburg GmbH & Co	EUR		198.4									198.4	14,896
Canales Fernandez y Cia. Ltda.	Argenfruit	LAT				26.0						170.5	196.5	18,056

## Chilean Export Companies by Consignee

Companies under 778.0 Tons

Season 2008/2009 (Tons)

EXPORTER	CONSIGNEE	MKT	GRAPE	APPLE	WALNUT	AVOCADO	ALMOND	BLUEB	KIWIS	PLUM	CHERRY	OTHERS	TONS	CASES	
Frutas Secas Ltda.	Mainardi Nicola S.R.L.	EUR			13.0		21.0						34.0	2,400	
	Villares SRL	LAT			6.8		19.8						26.6	2,661	
	Via Importer Com.Exterior Ltda.	LAT			10.0		12.0						22.0	2,200	
	To Order	EUR			20.0								20.0	800	
	Bavosi S.A.	LAT					16.0						16.0	1,656	
	To Order	FAR					16.0						16.0	1,600	
	Zelocchi Loris	EUR			6.0		6.0							12.0	1,200
	Agnellini Valentino	EUR			5.0		7.0							12.0	1,200
	Foca S.A.	LAT					10.0							10.0	1,000
	Neobrasil Comercio Exterior	LAT			10.0									10.0	1,000
Antonio Alberto Montaldi	LAT						7.0						7.0	700	
Juan A.Cibert S.A.	LAT						5.0						5.0	500	
Dos Santos Pereira Y Cia.	LAT						4.0						4.0	400	
San Alberto S.A.	Pandol Bros, Inc.	NAM	129.1										129.1	15,744	
	To Order	LAT		41.9									41.9	2,093	
	Imexpert Llc	NAM		21.2									21.2	1,176	
R-T Ltda., Exportadora	To Order	NAM									192.0	192.0	12,800		
A G Servicios y Cia. Ltda.	Univeg Import SA	EUR						190.6					190.6	17,560	
Agrored Ltda., Soc. Agric.	Andes River Marketing Serv. Corp.	NAM	170.9										170.9	21,282	
	The Oppenheimer Group	NAM	18.9										18.9	2,304	
Maritza Gonzalez	Leonel Rafael Geronimo	LAT		188.3									188.3	9,415	
Exportadora Santa Ema Ltda.	O. Van Assche N.V.- S.A.	EUR	145.1	20.2							22.1		187.3	34,832	
Sergio Yanten Urbina	Imp. de Frutas y Verd. Becerra G.	LAT		143.0									143.0	7,448	
	Interfresh Fruver Venezuela S.A.	LAT		43.2									43.2	2,248	
Manuel Jose Gandarillas I.	All Fresh Produce	NAM	130.7										130.7	15,936	
	LGS Specialty Sales Ltd	NAM	52.0										52.0	6,336	
Cincosur Ltda.	Maxifrutas Ltda.	LAT		72.8									72.8	3,792	
	Nieto & Milevic Ltd.	LAT		48.5									48.5	2,528	
	Royal Van Namen B.V.	EUR		21.4							18.4		39.8	3,416	
	Arbola Produce, Inc.	NAM		21.2									21.2	1,162	
Mario Lazo Hurt	Dayka & Hackett LLC	NAM	80.3										80.3	9,000	
	Prizako Agency Sdn.	FAR	35.9										35.9	4,380	
	Origin Fruit Direct BV	EUR	34.0										34.0	6,594	
	Vip Marketing, Inc.	NAM	30.7										30.7	3,840	
Nenadovich Del Rio, Miguel	V. Besana S.p.A.	EUR			120.0								120.0	12,000	
	To Order	EUR			60.0								60.0	2,400	
Stemilt Chile Ltda., Exp.	Stemilt Growers Inc	NAM									179.3		179.3	35,841	
	To Order	EUR			58.5								58.5	3,238	
	Parisi Umberto S.N.C.	EUR			20.0								20.0	2,000	
	Neobrasil Comercio Exterior	LAT			19.0								19.0	1,900	
	Colmeia Do Minho Lda.	EUR			10.0								10.0	1,000	
	La Piedra Redonda S.L.	EUR			10.0								10.0	1,000	
	Modern Food Gmbh & Co.	EUR			10.0								10.0	1,000	
	Freeworld Trading Limited	EUR			10.0								10.0	1,000	
	Horst Walberg Trockenfrucht Im	EUR			10.0								10.0	1,000	
	I.N.Z Trading B.V.	EUR			10.0								10.0	1,000	
Inversiones Tapihue Ltda.	Markelbach & Corne	EUR			10.0								10.0	1,000	
	Zieler & Co.Nussmuhle Gmbh.	EUR			7.0								7.0	700	
	North Bay Produce, Inc	NAM					170.7						170.7	85,425	
	Kopke Jr.Inc., William H.	NAM									3.5	80.2	83.7	11,712	
	Cooperativa Huertas del Plata	LAT	16.7					20.8					37.5	3,745	
	Anton Dürbeck GmbH	EUR	25.7										25.7	5,700	
	Roveg Fruit B.V.	EUR									10.1		10.1	4,034	
	Agri SGJ Ltd.	EUR	4.7								0.7		5.4	1,336	
	Frutexport, S.A.	EUR									5.1		5.1	1,024	
Carlos Aguilar	A.M.S. European	EUR									1.2		1.2	480	
	Frutas Romero C.B.	EUR		167.2									167.2	10,616	



## Chilean Export Companies by Consignee

Companies under 778.0 Tons

Season 2008/2009 (Tons)

EXPORTER	CONSIGNEE	MKT	GRAPE	APPLE	WALNUT	AVOCADO	ALMOND	BLUEB	KIWIS	PLUM	CHERRY	OTHERS	TONS	CASES
Agrícola El Manque Ltda.	Pacific Trellis Fruit	NAM	166.9										166.9	20,352
Agrofruta Miraflores Ltda.	LGS Specialty Sales Ltd	NAM	165.3										165.3	20,160
Fulltarre Ltda.	Andes River Marketing Serv. Corp.	NAM	107.1										107.1	13,062
	To Order	EUR	31.6										31.6	3,858
M y M Exportaciones Ltda.	Origin Fruit Direct BV	EUR	26.0										26.0	4,376
	To Order	EUR		53.2									53.2	7,600
	Monoprix	EUR		52.3									52.3	7,475
	Import y Export M&M S.A.	LAT	18.7	20.2									38.9	3,344
Mondial Exports S.A	Casino	EUR		17.5									17.5	2,500
	To Order	EUR			89.2								89.2	8,920
	Alfano F.Lli S.R.L.	EUR			26.0								26.0	2,603
	To Order	LAT			10.0								10.0	1,000
	Espabra Generos Alimenticios	LAT			10.0								10.0	1,000
Las 3 R, Agrocom	Sorrentino Giovanni S.n.c.	EUR			10.0								10.0	1,000
	V. Besana S.p.A.	EUR			9.9								9.9	994
	Via Importer Com.Exterior Ltda.	LAT			38.5								38.5	3,250
	Betra Trading S.A.	LAT			24.0								24.0	960
	Imp. de Frutas La Violetera Ltda.	LAT			24.0								24.0	960
	Agropel Perazzati Ltda	LAT			12.0		8.0						20.0	2,000
	Tradal Brazil Co. Imp. Exp. Ltda.	LAT			11.5								11.5	1,150
	Catz International B.V.	EUR			10.0								10.0	1,000
	Silcom S.A. - La Abundancia	LAT			8.0								8.0	500
	Best Importacao e Exportacao L	LAT			5.0								5.0	500
Crismarc S.A, Exp	Requena Comercializadora Impor	LAT			5.0								5.0	500
	Mad Product Distribuidora Ltda.	LAT			3.0								3.0	300
	Afil Imp.Exportacao E Comercio	LAT			3.0								3.0	300
	Benjamin M. Falcon R.	LAT			2.0		1.0						3.0	300
	Frutiminas Comercio de Frutas Ltda	LAT							32.2	30.0		2.0	64.3	6,792
	Fatura Alimentos Ltda.	LAT		21.9					21.8	20.2			63.9	5,839
	Imp. de Frutas La Violetera Ltda.	LAT	20.3										20.3	2,472
	Team Produce, Inc.	NAM										95.1	95.1	44,853
Natural Choice	SunnyRidge Berry Farm, Inc	NAM										53.3	53.3	25,956
	To Order	FAR										0.02	0.02	10
	Segundo Misael Viera Viera	LAT		48.4									48.4	2,200
Igal Ltda., Exp.	Unifrutas E.U.A.	LAT		47.4									47.4	2,496
	Frutamérica	LAT		23.7									23.7	1,248
	To Order	LAT		23.7									23.7	1,248
	Luis H.Arancibia Exp.Agricola	LAT	117.7										117.7	10,934
S y S Linafrut Ltda, Agric	Regional Sur	LAT			24.9								24.9	1,894
	Freddy Colque	LAT		71.5									71.5	2,996
	Salinas Company Fruit S.A.	LAT		24.3							1.3		25.6	1,504
	Peque S A C	LAT		23.5									23.5	1,176
	Genaro Produce Inc.	NAM		20.6									20.6	1,057
J.C. Gajardo	To Order	LAT	15.7	28.9									44.6	2,778
	Mauro Quispe	LAT		23.5									23.5	1,176
	Vialo S.R.L.	LAT		22.6									22.6	1,176
	Comercial Jean Pierre S.R.L.	LAT		21.9									21.9	1,152
	Importaciones Y Exportaciones	LAT		21.3									21.3	1,120
Southern Fruit S.A.	Pro Fruit Marketing, Inc.	NAM									4.9	29.5	34.4	4,513
	Dandrea Produce Inc.	NAM						4.7				22.2	26.9	5,754
	Aorta F And M Supply Co.Ltd.	FAR								21.2			21.2	2,360
	Park in Shop	FAR								20.2			20.2	2,240
	Amanda & Vincent Resources Co.	FAR								20.2			20.2	2,240
	Contel Fresh, Inc.	NAM										8.4	8.4	1,056
Rio Tinto S.A.	DNE World Fruit Sales	NAM										101.3	101.3	16,820
	Fuji Corporation, Tsjiki	FAR										24.8	24.8	1,440
All American Farm Chile S.A.	All American Farms Inc	NAM									42.7	82.0	124.7	47,214

## Chilean Export Companies by Consignee

Companies under 778.0 Tons

Season 2008/2009 (Tons)

EXPORTER	CONSIGNEE	MKT	GRAPE	APPLE	WALNUT	AVOCADO	ALMOND	BLUEB	KIWIS	PLUM	CHERRY	OTHERS	TONS	CASES
Anatolia Ltda., Imp.	To Order	EUR			124.6								124.6	4,984
San Sebastian Ltda., Agric.	Eco Farms Avocado	NAM										123.8	123.8	7,200
Continental Fruit Ltda.	Stone Fruit	LAT		62.8									62.8	3,304
	Carlos A. Leira Betancur	LAT		39.2									39.2	2,064
	Green And Fresh E.U.	LAT		21.4									21.4	1,176
C y P S.A., Comercial	Garotto	LAT					46.8						46.8	4,680
	Chocolates Garoto S.A.	LAT					45.9						45.9	4,590
	Nestle Venezuela	LAT					22.0						22.0	2,200
	To Order	LAT					5.0						5.0	500
	Carlisa S.A.	LAT					3.5						3.5	350
Sur Internacional S.A.	Alimport Cuba S.A.	LAT		123.0									123.0	6,615
Claudia Gutierrez	Fartura Alimentos Ltda.	LAT		42.8						21.2			64.0	4,606
	Frutiminas Comercio de Frutas Ltda	LAT	57.3										57.3	6,984
Julia Ltda.	To Order	EUR			120.0								120.0	4,800
Frutas E Sanchez S.L.(Chile)	Frutas E. Sánchez S.L.	EUR						0.2		6.8	18.7	91.9	117.5	25,352
	Central Dica S.A. Grupo L/C	EUR										0.4	0.4	120
Alpine Chile S.A	Alpine Fresh Inc.	NAM						116.6					116.6	29,473
Agrobox Ltda.	Lee Man Trading Company	FAR	74.8										74.8	9,120
	Pomina Enterprise Co., Ltd.	FAR	37.4										37.4	4,560
Pocuro Ltda., Soc. Agric.	Silver Chian Trading	FAR	40.8										40.8	4,980
	Basesurcorp S.A.	LAT	37.4										37.4	4,560
	To Order	EUR	15.0										15.0	3,332
	Poupart Limited	EUR	8.2										8.2	1,272
	Chiquita Fresh North America	NAM	7.1										7.1	864
El Moline Ltda.	Alfred Price & Sons Ltd.	EUR	107.0										107.0	21,400
Sudterra Chile	Eroski	EUR			105.6								105.6	5,280
Agricola Santa Adela Ltda.	Pacific Trellis Fruit	NAM	104.3										104.3	12,720
	Orient Commercial	FAR		80.9									80.9	4,256
Helix Terra y Cia. Ltda.	To Order	EUR		21.4									21.4	1,176
	Prime Orchards Limited	FAR									1.2		1.2	240
Helifruit Ltda.	Dist. de Frutas Santa Clara Ltda.	LAT		80.9									80.9	4,256
	Seohyun Trading	FAR						22.4					22.4	2,240
Marjorie Veliz	To Order	LAT	97.3										97.3	10,730
Bellafrut S.A.	To Order	EUR			23.5								23.5	2,350
	Bm Comercial Ltda.	LAT			5.0		7.0						12.0	1,200
	Carlos Eduardo Correa Castro	LAT			0.3		11.0						11.3	1,130
	SC Brasil Importacao y Exportacao	LAT			10.0								10.0	1,000
	Supermercado Zona Sul S.A.	LAT			10.0								10.0	1,000
	Gabrielle S.R.Ltda.	LAT			1.6		3.8						5.4	540
	Maria Isabel Garrido M.	LAT			0.1		5.0						5.1	510
	Ecuadoriana De Negocios Ecune.	LAT					4.5						4.5	450
	Agroindustrial Y Comercial S.A	LAT					4.0						4.0	400
	To Order	LAT			0.2		3.5						3.7	370
	Comercializadora Maria Jose Lt	LAT					2.0						2.0	200
	Dispronat Ltda.	LAT					1.9						1.9	200
	Bosques BioBio S.A.	000 Laim	EUR		92.7									92.7
Sabu Chile Ltda. Exp. Imp de frutas	Andes River Marketing Serv. Corp.	NAM	47.9										47.9	5,528
	To Order	LAT				22.4							22.4	2,240
	Frutícola Irmaos Faisao Ltda.	LAT	21.3										21.3	2,592
El Escorial Fundo	Poupart Limited	EUR	91.2										91.2	19,360
Exportadora C Y C Ltda.	To Order	FAR		46.0									46.0	2,334
	Borelli E. Rep. De Frutas Ltda.	LAT		42.2									42.2	2,058

## Chilean Export Companies by Consignee

Companies under 778.0 Tons

Season 2008/2009 (Tons)

EXPORTER	CONSIGNEE	MKT	GRAPE	APPLE	WALNUT	AVOCADO	ALMOND	BLUEB	KIWIS	PLUM	CHERRY	OTHERS	TONS	CASES
Condesa Chile	Jandira Comercio de Productos	LAT					24.0						24.0	2,400
	Primex International Trading	FAR					16.0						16.0	1,600
	To Order	LAT					16.0						16.0	1,600
	Lucacen S.R.L.	LAT					10.0						10.0	1,000
	Blanca Nuez S.A.	LAT					8.0						8.0	800
	Amandau S.A.	LAT					4.0						4.0	400
	Villares SRL	LAT					3.5						3.5	350
	Jorge Lazaro Zac.	LAT					3.0						3.0	300
Bavosi S.A.	LAT					3.0						3.0	300	
Maria del Carmen	JCP Import. E Exp. De Alimentos	LAT		44.2									44.2	2,304
	Kifrut	LAT		22.1									22.1	1,152
	Dellafrutta Com. Atac. de Frutas	LAT							20.8				20.8	2,080
Agro Prodex Internacional S.A	To Order	MID			8.4		17.0						25.4	2,540
	Casa De Frutas Caracas C.A.	LAT					25.0						25.0	2,500
	Ruben Polivio López T.	LAT					13.0						13.0	1,300
	Alimentos El Sabor Cia.Ltda.	LAT			8.4		3.0						11.4	1,140
	Carlos Gilberto Tapia Berzoza	LAT					7.0						7.0	700
	Carlos Eduardo Correa Castro	LAT					2.5						2.5	250
	Nueces Industriales	LAT					1.0						1.0	100
	To Order	EUR					1.0						1.0	100
San Juan Ltda.	Agropel Perazzati Ltda	LAT					28.5						28.5	2,850
	To Order	MID					16.0						16.0	1,600
	Tradal Brazil Co. Imp. Exp. Ltda.	LAT					14.0						14.0	1,400
	Best Importacao e Exportacao L	LAT					14.0						14.0	1,400
	Comercializadora Maria Jose Lt	LAT					6.0						6.0	600
	Mad Product Distribuidora Ltda.	LAT					5.0						5.0	500
	Afil Imp.Exportacao E Comercio	LAT					2.0						2.0	200
De Miguel E.I.R.L.	OOO Prodimport	EUR		34.0									34.0	2,450
	To Order	LAT		29.1								3.6	32.7	1,757
	Orient Foremost Co., Ltd.	FAR		18.6									18.6	980
Soc.Agricola Elicura Ltda.	Agricola Gloria Due S.R.L.	EUR							44.8				44.8	4,480
	To Order	EUR										26.2	26.2	3,536
	RGS Company Ltd.	EUR										8.6	8.6	1,200
El Escudo Ltda, Agricola Forestal	Walker Grow-Rite Int'l Co., Ltd.	FAR		61.8									61.8	3,164
	Wellking Trading Ltd.	FAR									16.7		16.7	3,280
Exportadora Viento Austral Ltd	To Order	EUR	33.5										33.5	4,080
	Green Apples E.I.R.L.	LAT		13.7					2.1			8.1	23.9	1,301
	OOO Inter Torg	EUR		19.6									19.6	1,078
Conagro, Com.	Maria Ester Medina Andrade	LAT			33.5		8.5						42.0	4,201
	To Order	LAT			26.8		6.0						32.8	3,280
Expoperativa E.I.R.L	To Order	EUR	17.3	35.7						21.8			74.8	6,248
Agroinversiones Clave Ltda.	Elqui Imports S.A.	EUR		72.4									72.4	14,488
	Spreafico Francesco e F.lli SPA	EUR		2.2									2.2	496
Mercofrut S.A	Imp. de Frutas La Violetera Ltda.	LAT										64.0	64.0	3,528
	Dulceria La Sevillana S.A.	LAT								10.0			10.0	1,000
Frut. Terranova S.A.	To Order	EUR						33.3					33.3	14,625
	North Bay Produce, Inc	NAM						20.3					20.3	13,500
	North Bay Produce	EUR						11.1					11.1	4,875
	Sfc Redbridge Worldfresh Ltd	EUR						4.2					4.2	1,560
	Well Pict European Ltd	EUR						3.2					3.2	1,200
Julián del Curto y Cia. S.A.	Kopke Jr.Inc. , William H.	NAM								20.2	48.9		69.1	12,020
	The Oppenheimer Group	NAM									1.5		1.5	304
Cruceros Ltda., Soc. Com.	To Order	LAT		47.0									47.0	2,352
	Patricia Colque	LAT		23.5									23.5	1,176

## Chilean Export Companies by Consignee

Companies under 778.0 Tons

Season 2008/2009 (Tons)

EXPORTER	CONSIGNEE	MKT	GRAPE	APPLE	WALNUT	AVOCADO	ALMOND	BLUEB	KIWIS	PLUM	CHERRY	OTHERS	TONS	CASES
Emp.Comerc.De Frutos Del Pais	To Order	EUR			30.3								30.3	3,031
	Almendras Morales	EUR					10.4						10.4	259
	I.N.Z Trading B.V.	EUR			10.0								10.0	1,000
	Parisi Umberto S.N.C.	EUR			10.0								10.0	1,000
Sergio E. Lopez	Ernesto Montanaro SPA	EUR			9.5								9.5	951
	To Order	LAT		70.0									70.0	3,675
Export. e Inversiones Tempofrut	North Bay Produce, Inc	NAM						69.3					69.3	34,650
La Jolla Ltda., Exportadora	Vevici Fruit B.V.	EUR										49.2	49.2	2,880
	Seald Sweet LLC	NAM										20.0	20.0	2,496
Santis Fruit Ltda.	Frutos y Especies	LAT			43.1		26.0						69.1	4,323
Export.Imp.Do Cafe Do Brasil	Jumbo Retail Argentina S.A.	LAT			20.4		48.6						69.0	6,900
Lysle S.A.	To Order	EUR	46.7										46.7	6,274
	To Order	NAM										22.0	22.0	1,280
Gabriel Charad Nur	To Order	EUR					45.7						45.7	1,829
	Primex International Trading	NAM					22.5						22.5	900
Hertz Escudero, Manuel	Freddy Colque	LAT	37.5										37.5	4,572
	Eduardo Garcia	LAT	30.6										30.6	3,732
Viveros Sunny R	To Order	EUR						68.0					68.0	41,433
Alta S.A., Fruticola	Solfruit International B.V.	EUR										67.2	67.2	6,720
MR Fruit Ltda.	SFI Rotterdam B.V.	EUR										61.6	61.6	10,488
	RGS Company Ltd.	EUR		5.3									5.3	291
Rio Ltda., Exportadora	Cedis Papeete	FAR	2.7									64.2	66.8	1,860
Agric.La Laguna De Batuco	To Order	EUR	66.2										66.2	14,720
Utilitas Ltda.	Seald Sweet LLC	NAM										43.2	43.2	2,880
	To Order	NAM										21.6	21.6	1,440
North Bay Chile S.A.	North Bay Produce, Inc	NAM						63.9					63.9	29,829
Imp.Y Exp.B & M Ltda.	Importaciones Y Exportaciones	LAT		21.3									21.3	1,120
	To Order	LAT		21.3									21.3	1,120
	Tootal Fresh Scrl	LAT		21.3									21.3	1,120
Agromerc Ltda. Imp. Exp.	Westfalia Marketing UK Ltd.	EUR				63.4							63.4	15,840
Laguna El Dial	SunnyRidge Berry Farm, Inc	NAM						62.8					62.8	30,800
Rio San Pedro	Jac Vandenberg, Inc.	NAM						61.2					61.2	32,268
Chimex S.A.	To Order	LAT			35.0		25.0						60.0	5,400
Grand Export S.A. Cia. de Com.	To Order	EUR			59.0								59.0	5,900
Moran Ltda.	Crisfrut Comercio Imp. E Exp. Ltda	LAT	21.3										21.3	2,592
	Frugal Importadora Export.Ltd.	LAT	17.7										17.7	2,160
	JCP Import. E Exp. De Alimentos	LAT	17.7										17.7	2,160
Robson Berries	Sunny Valley Int., Inc.	NAM						43.6					43.6	26,137
	Grower Direct Marketing, L.L.C.	NAM						11.3					11.3	7,500
	Agrunord S.A.	EUR										0.6	0.6	288
Fernando Moreno	Frutera del Litoral Cia. Ltda.	LAT		47.9									47.9	2,496
	Fru-Veg Marketing, Inc.	NAM									7.2		7.2	1,440
Bravo B., Carlos	Jandira Comercio de Productos	LAT					24.0						24.0	2,400
	To Order	EUR					16.0						16.0	1,600
	Lodiser S.A.	LAT					10.0						10.0	1,000
	D.K.R. Imp. y Exp. de Bernardo	LAT					5.0						5.0	500
Agricola Claudia Zabala Eirl	Miles Import	EUR	35.4										35.4	4,320
	Miles Import	MID	18.7										18.7	2,280
Agrex Ltda, Exportadora	To Order	LAT	35.2										35.2	4,296
	Compania Goly S.A.	LAT	17.7										17.7	2,160
Horfrut Ltda.	L.I.F.E. S.R.L.	EUR			52.4								52.4	4,184
Almeval S.A.	To Order	EUR					52.0						52.0	5,200
Siemel Agricola Ltda.	To Order	EUR					51.1						51.1	5,108
Werner Haeussler Fontecilla	To Order	EUR			20.0								20.0	800
	Levante Import. Export S.L.	EUR			10.0								10.0	1,000
	Rubino Italo Eredi	EUR			10.0								10.0	1,000
	Freeworld Trading Limited	EUR			10.0								10.0	1,000

## Chilean Export Companies by Consignee

Companies under 778.0 Tons

Season 2008/2009 (Tons)

EXPORTER	CONSIGNEE	MKT	GRAPE	APPLE	WALNUT	AVOCADO	ALMOND	BLUEB	KIWIS	PLUM	CHERRY	OTHERS	TONS	CASES
El Raco Ltda., Agr.	Neobrasil Comercio Exterior	LAT			25.0								25.0	1,000
	Via Importer Com.Exterior Ltda.	LAT			25.0								25.0	1,000
Andes Specialty Meats Ltda.	Beva Fruits	EUR										49.5	49.5	2,880
	To Order	LAT	18.0										18.0	2,190
Com. y Exp.Frutic.Alto Diaguaita	To Order	EUR	15.8										15.8	1,926
	Tropic Internacional	EUR	15.7										15.7	1,920
Terragenesis Ltda.	Pacific Organic Produce	NAM		30.9									30.9	1,715
	To Order	NAM		17.8									17.8	980
Semillas Tuniche Ltda	Unifrutti Of America, Inc.	NAM										42.1	42.1	5,264
	Sun World International	NAM								5.7			5.7	792
Agrintez Ltda., Comercial	Van Rijn Trading	EUR	30.8										30.8	5,096
	To Order	EUR	16.8										16.8	2,046
Mayfe Ltda.	Frusol International, Inc.	NAM										47.4	47.4	3,680
Juan F. Saez Quezada	To Order	LAT		17.6								6.0	23.7	1,218
	Inés Gómez Chávez	LAT		19.6								4.0	23.6	1,204
Las Mercedes Ltda., Agrícola	Carrefour Comercio e Industria Ltda	LAT					24.3						24.3	2,429
	Agro Food Imp.E Exportacao Ltd	LAT					12.0						12.0	1,200
	Villares SRL	LAT					6.3						6.3	632
	Foca S.A.	LAT					4.0						4.0	400
Mario Alfredo O.	To Order	LAT		46.0									46.0	2,306
Punto Azul Ltda.	Bec Company	LAT	35.4										35.4	4,320
	To Order	NAM						2.9					2.9	1,440
	Premier Pacific Trading, Inc.	NAM						2.3					2.3	1,125
	Rivera Produce	NAM									2.3		2.3	500
	Riviera Produce	NAM						1.6					1.6	810
	Fruit World Breda	EUR						1.4					1.4	900
Jorge E. Isopi	To Order	LAT		24.0									24.0	1,250
	WSW Trading S.A.	LAT		21.3									21.3	1,064
Jaime Cornejo B.	Jorge M. Colque Perca	LAT		23.5									23.5	1,176
	To Order	LAT		21.5									21.5	1,078
Southern Food Trading Ltda.	To Order	MID					23.0						23.0	2,300
	Lucacen S.R.L.	LAT					17.5						17.5	1,752
	Contel Fresh, Inc.	NAM								2.0		1.6	3.6	490
Cons. Danilo T.	Comercial Lukale E.I.R.L.	LAT		23.5									23.5	1,176
	Inés Gómez Chávez	LAT								9.4		11.2	20.6	2,288
Exp.Y Frutic.San Alberto Ltda	Dellafrutta Com. Atac. de Frutas	LAT								36.9		6.6	43.5	4,832
Garcia Gonzalez Angel Pablo	August Topfer GmbH & Co.	EUR					43.3						43.3	4,329
	Gamboya S.A.	LAT							22.0				22.0	2,200
Christian Beller	Martin S.R.L.	LAT							6.0	15.0			21.0	2,264
	Tasharukiat Marwa	MID		42.9									42.9	2,352
Cecilia Perez P.	Nandopal SI	EUR		42.8									42.8	2,352
King Fresh Produce LLC Chile	King Fresh Produce, L.L.C.	NAM	34.3										34.3	3,690
	Astra M Ltda.	EUR									8.1		8.1	1,614
Agrícola Marcela Zabala Eirl	To Order	FAR					15.0						15.0	1,500
	To Order	LAT					15.0						15.0	1,500
	Lucacen S.R.L.	LAT					7.5						7.5	750
	Blanca Nuez S.A.	LAT					3.7						3.7	370
	Paulista S.A.	LAT					1.0						1.0	100
Sudamericana Ltda, Hortofruticola	Loblaws Companies East Prod.	NAM										28.6	28.6	9,851
	Utopia UK	EUR										6.3	6.3	1,740
	Frusol International, Inc.	NAM										2.4	2.4	1,252
	To Order	NAM										2.4	2.4	1,216
	Fresh First Produce Inc.	NAM										1.5	1.5	912
Frutas del Huerto S.A., Soc. Com. Exp	Ban Choon Marketing Pte Ltd.	FAR										0.03	0.03	25
	Nathel & Nathel, Inc.	NAM								14.0	5.2	16.8	36.0	5,229
Andesur S.A.	Trinity Fruit Sales Co.	NAM									1.8	2.8	4.6	879
	To Order	EUR			40.0								40.0	1,600

## Chilean Export Companies by Consignee

Companies under 778.0 Tons

Season 2008/2009 (Tons)

EXPORTER	CONSIGNEE	MKT	GRAPE	APPLE	WALNUT	AVOCADO	ALMOND	BLUEB	KIWIS	PLUM	CHERRY	OTHERS	TONS	CASES
Griffith, David	Stanley Growers	EUR	3.1	16.1		0.2		0.08	0.5	0.8	0.3	18.8	39.8	2,942
Pumalal Comercial Limitada	Via Importer Com.Exterior Ltda.	LAT			7.9		10.0						17.9	1,790
	Bompreço S.A. Supermercados	LAT			12.3								12.3	1,230
	Agropel Perazzati Ltda	LAT			8.0								8.0	800
Marcelino Zabala Ansoleaga	To Order	EUR					23.0						23.0	2,300
	Frutos Secos De Occidente S.A.	LAT					15.0						15.0	1,500
San Joaquin Ltda.	LordMayor S.A. de C.V.	LAT	18.6										18.6	2,274
	Productos Tito S.A.de C.V.	LAT	18.6										18.6	2,274
Sur Trade	Primex International Trading	MID			19.5								19.5	1,945
	Makar PPH	EUR					16.0						16.0	1,600
Francisco Galleguillos	Van Der Staay	EUR									34.6		34.6	6,400
Exportadora Pocuro S.A.	To Order	EUR	16.7										16.7	2,040
	Magellan Farms	EUR	16.7										16.7	2,040
Segio Troncoso	To Order	NAM									16.7		16.7	3,349
	Glitter Gem Enterprise Co., Ltd.	FAR									7.1		7.1	1,409
	City Foods Produce Ltd.	NAM									2.4		2.4	480
	G&K Distributing Inc.	NAM									1.8		1.8	360
	Southerland S.A. Produce Inc.	NAM									1.8		1.8	360
	Glitter Gem Enterprise Co., Ltd.	NAM									1.7		1.7	341
	C&T Global Company Ltd.	FAR									1.2		1.2	240
San Sebastian Ltda., Exp.	Yiannis International Corporation	FAR									19.1		19.1	3,824
	Top Fruit Enterprise Co. Ltd.	FAR									11.5		11.5	2,299
	Demeter Fruit King Hk Ltd.	FAR									1.5		1.5	310
Sone S.A.	Bengard Marketing	NAM	15.8										15.8	2,160
	La Fruition Co., Ltda.	FAR	15.8										15.8	2,160
Exposur S.A	LLP Baltic Trade Company	EUR	31.5										31.5	3,840
Almoking Nut & Dryfruit Ltda.	Almendoras Morales	EUR					16.0						16.0	400
	To Order	LAT					14.6						14.6	1,969
Soc.Invers.Y Ases Ushuaja	Jac Vandenberg, Inc.	NAM	18.9										18.9	2,304
	Prodex International, Inc.	NAM	11.0										11.0	1,344
Coosemans Chile Ltda.	World Variety Produce Inc.	NAM								0.02		13.4	13.5	4,406
	Coosemans Specialties, Inc	NAM				8.4						3.6	12.0	1,731
	Dave 's Speciality Imports, Inc.	NAM						2.2					2.2	1,476
	Coosemans Miami, Inc.	NAM						1.1				0.9	2.0	902
Green Valley	Unifrutti Of America, Inc.	NAM	27.3										27.3	3,675
Tres SSS Ltda.	Inés Gómez Chávez	LAT	27.1										27.1	2,260
Ases.Patron Ltd	Punto Austral S.A.de C.V.	LAT						17.6					17.6	6,126
	Sfc Redbridge Worldfresh Ltd	EUR						9.5					9.5	5,290
Eduardo Alvarez	North Bay Produce, Inc	NAM					25.7						25.7	12,870
Smith, Alan	To Order	NAM										24.8	24.8	1,440
Anatech Ltda.	Armando Daniel Brunetti y Otros	LAT				24.7							24.7	2,579
International Logistics Group Ltda.	Fresh Taste Produce Ltd.	NAM										20.5	20.5	750
	North American Produce Buyer Inc	NAM										2.0	2.0	400
	J.B.Laverdure Inc.	NAM										1.8	1.8	448
Agrocomercial Dagro Ltda.	To Order	NAM										24.0	24.0	1,600
San Esteban Ltda, Exp. y Frut.	Alpine Fresh Inc.	NAM					24.0						24.0	12,750
Perello y Cía. Ltda.	Retail S.A.	LAT								12.1		11.5	23.6	1,984
Freddy Ochoa P.	Inés Gómez Chávez	LAT		23.5									23.5	1,176
Terraza, Carlos	To Order	LAT		12.7					7.7			3.0	23.4	1,573
Teofila Garcia	Eduardo Garcia	LAT		23.2									23.2	966
Exportadora Ecovalley Ltda.	Frucom Hamburg GmbH & Co	EUR		21.2									21.2	1,176
	Apple a Day Fruits, Inc.	NAM									1.9		1.9	386
Manto Verde Ltda.	Frutera Del Litoral Colombia	LAT										23.0	23.0	1,280
La Fortuna S.A.	Julian Gil Navarro	EUR										23.0	23.0	1,120
Comercial Ams Family S.A.	Kopke Jr.Inc. , William H.	NAM								22.9			22.9	2,704
Serco Shipper Ltda.	OOO Importer	EUR							22.4				22.4	2,240
Agro Industrial Santa Cruz S.A	Tanus Jalil e Hijos S.R.L.	LAT				22.0							22.0	2,112

## Chilean Export Companies by Consignee

Companies under 778.0 Tons

Season 2008/2009 (Tons)

EXPORTER	CONSIGNEE	MKT	GRAPE	APPLE	WALNUT	AVOCADO	ALMOND	BLUEB	KIWIS	PLUM	CHERRY	OTHERS	TONS	CASES
Exportadora Frucol Ltda.	Agropecuaria El Ranquel S.A.	LAT							21.8				21.8	2,184
Broker Inc Chile Ltda.	Van Rijn Trading	EUR		21.4									21.4	1,176
Jose Rossi Valle Y Cia.Ltda.	Awe Sum Organics	NAM		21.4									21.4	1,176
Duraper Ltda.	Alberto Silva Betancourt	LAT										21.0	21.0	1,400
Patagonia Trading S.A.	Disfruits Pacific S.A.	FAR	3.9					0.008		3.0	6.1	7.9	21.0	3,958
Agro Frio S.A.	Chiquita Fresh North America	NAM	21.0										21.0	2,556
Agro Servicios Ltda.	Estab. Agropec. Nelson A. Lopez	LAT		20.7									20.7	1,078
Claudio Matte Agroind. Cia.Ltda	To Order	EUR			20.2								20.2	808
Bonus Terra S.A.	Dellafruta Com. Atac. de Frutas	LAT			20.0								20.0	2,000
Empac.De Pasas De Exportacion	To Order	LAT			9.5		0.5						10.0	550
	Corp. Delico Cia. Ltda.	LAT					4.0						4.0	400
	Ruben Polivio López T.	LAT					4.0						4.0	400
Frut Can Chile S.A, Com y Serv.	Alimentos El Sabor Cia.Ltda.	LAT					2.0						2.0	200
	To Order	EUR			20.0								20.0	800
Topfrut Nuts Ltda.	Rubino Italo Eredi	EUR			20.0								20.0	2,000
Senel Vélez y Cía. Ltda., Exp.	Exco C.I. Ltda.	LAT		19.8									19.8	1,029
Larraín González Sociedad Comercial	Giumarra VBM International, L.L.C.	NAM										11.1	11.1	4,612
	Dave 's Speciality Imports, Inc.	NAM										8.1	8.1	3,669
Southern Specialties	Contel Fresh, Inc.	NAM								1.2		13.8	15.1	1,904
	Pro Fruit Marketing, Inc.	NAM						4.0					4.0	1,950
Gana Flores, Rosa Irene	Com.Import.E Export.La Rioja	LAT			10.0								10.0	1,000
	Afil Imp.Exportacao E Comercio	LAT			6.0								6.0	600
	Requena Comercializadora Impor	LAT			3.0								3.0	300
GI Services S.A.	Huitong Economic Trade	FAR	18.7										18.7	2,280
Kingo Chile S.A.	Kingo Fruits Co., Ltd.	FAR	18.7										18.7	2,280
Agric.Laura C.	New York Export Co., Inc.	LAT	18.6										18.6	2,268
Carlos Valdivieso Y Otros Ltda	To Order	LAT	18.4										18.4	2,240
Monte Rosa S.A.	Antilles Fraisz I De Jarry	LAT	18.3										18.3	2,232
Gestion Predial Consultores	North Bay Produce, Inc	NAM						17.9					17.9	9,984
Transfrut Ltda., Exp.	Unifrutas E.U.A.	LAT	17.7										17.7	2,160
Greenwich S.A., Comercial	Empire World Trade Ltd.	EUR		17.5									17.5	1,400
Agro Entre Rios Ltda.	Hortifrut Inc.	NAM						11.3					11.3	7,500
	Premier Pacific Trading, Inc.	NAM						3.8					3.8	2,417
	Southern Specialties, Inc.	NAM						2.2					2.2	1,440
Jaime Ramirez	Prodex International, Inc.	NAM	16.7										16.7	2,040
F.S.C. Produce S.A.	Cia. Fru & Ver Madrid	EUR							7.4	0.5	8.5	16.4	3,768	
Export.y Servicios Ralfrut S.A	L.I.F.E. S.R.L.	EUR					16.0						16.0	1,600
Panguencillo Ltda.	Prodex International, Inc.	NAM	15.7										15.7	1,920
Santa Adela Ltda.	Chiquita Fresh North America	NAM	15.7										15.7	1,920
Agric.Huerto California Ltda.	D'arragio Bross Co.	NAM										9.6	9.6	3,210
	Soueidan Market Wholesale & R.	NAM										6.0	6.0	1,995
Fatima Uno Ltda.	Madi Ventura S.P.A.	EUR					15.0						15.0	1,500
Soc.Agricola H.C.Ltda.	Utopia UK	EUR										15.0	15.0	7,451
San Nicolás Ltda., Agrícola	Hispafruit B.V.	EUR	14.4										14.4	3,200
Seeland Chile S.A.	Neobrasil Comercio Exterior	LAT			10.0								10.0	1,000
	Rebela Comercial Exportadora	LAT			4.0								4.0	400
Milton Borquez	Crumi Fisher S.L.	EUR									1.3	8.1	9.3	2,498
	To Order	EUR										3.0	3.0	756
Agrofruta Chilena Ltda.	Fisher Capespan	NAM	11.7										11.7	1,600
Global Inversiones Ltda.	Sapei S.A.	EUR			9.8								9.8	980
Phillips F., Herbert	Rafelir S.A.	LAT							9.8				9.8	977
La Sara Ltda.	Begley Bros Ltd.	EUR						8.2					8.2	5,433
	To Order	EUR						0.9					0.9	608
	Koay Swee Aikchop	FAR						0.5					0.5	311
	Guy Milette-Courches Me	NAM						0.02					0.02	10
Inca Gold S.A.	To Order	NAM										8.0	8.0	2,290
	Artistic Farms	NAM										1.2	1.2	336

## Chilean Export Companies by Consignee

Companies under 778.0 Tons

Season 2008/2009 (Tons)

EXPORTER	CONSIGNEE	MKT	GRAPE	APPLE	WALNUT	AVOCADO	ALMOND	BLUEB	KIWIS	PLUM	CHERRY	OTHERS	TONS	CASES
Ecoterra Exportaciones Ltda.	Scattaglia Growers & Shippers, LLC.	NAM									2.4	6.5	8.9	1,197
Soc.Com.Exp.Larrain	Giumarra VBM International, L.L.C.	NAM										4.5	4.5	2,355
G.Niloycia	Dave 's Speciality Imports, Inc.	NAM										3.1	3.1	1,529
	Team Produce, Inc.	NAM									3.2		3.2	643
	CMR Group	EUR									2.3		2.3	705
	Miles Import	EUR									1.3		1.3	438
	Nathel & Nathel, Inc.	NAM									0.6		0.6	128
Atacama Ltda.	Le Cultive Com. Alim. Ltda.	LAT			6.5		1.0						7.5	731
Excel International Ltda.	North Bay Produce, Inc	NAM						6.7					6.7	3,964
H.L.Exportadora Agricola Ltda.	Villares SRL	LAT			6.2								6.2	621
Prod. Silvestres	To Order	LAT			1.0		5.0						6.0	600
Exportadora Nova Terra Ltda.	To Order	NAM						5.6					5.6	3,748
	Nandopal SI	EUR									3.6		3.6	720
	Astra M Ltda.	EUR									1.6		1.6	624
GVF Ltda., Exp de Alimentos	Silcom S.A. - La Abundancia	LAT					5.0						5.0	625
Expofrut S.A.	Imp. de Frutas La Violetera Ltda.	LAT			5.0								5.0	500
Montebianco Ltda.	North Bay Produce, Inc	NAM						4.6					4.6	2,310
	Gino Pinto	NAM									3.3		3.3	660
	EJT Management	NAM									0.6		0.6	128
Deconut Ltda.	To Order	LAT			3.2								3.2	320
Las Tortolas	Ajos Garvaz SL	EUR									3.1		3.1	625
Los Rosales Ltda.	Giumarra Bros Fruit Co., Inc.	NAM										3.0	3.0	665
South Cargo Chile	Sunny Valley Int., Inc.	NAM						2.2					2.2	1,440
Fruservices Ltda.	Alimenko Imp.E Exportadora	LAT					2.0						2.0	200
Paragonia	Trinity Fruit Sales Co.	NAM									1.7		1.7	344
Servicios de Logistica	Gia. Fru & Ver Madrid	EUR									1.4		1.4	560
Atlas, Com.	Kopke Jr.Inc. , William H.	NAM									1.3		1.3	250
Soc.Agricola Santa Ana Ltda.	North Bay Produce, Inc	NAM						1.0					1.0	643
Robson, Juan Fco.	Agrunord S.A.	EUR										0.6	0.6	288
Abufrut Ltda.	North Bay Produce, Inc	NAM						0.4					0.4	282
Cac Smart Ltda	To Order	NAM		0.2									0.2	12
Interprocess S.A.	The Lams Co. Div. of Protec	NAM				0.07							0.07	7
Agroservicios	Envirometal Micro Analysis Inc	NAM				0.06							0.06	10
Agricola Gran Chile Ltda.	To Order	NAM										0.05	0.05	3
Patagonia Austral	Felipe Benavente	NAM				0.004						0.01	0.02	4



**We bring  
New Varieties  
of fruit to life**



www.homboregers.cl

C&D Internacional is a Chilean fresh produce export company devoted to growing and marketing its own fruit. The C&D group consists of specialized growers supported by a dedicated marketing and technical team which is committed to supplying the marketplace with not only the finest quality product but also the latest in varietal development.



CyD Internacional S.A. Av. Vitacura 2771 Of. 1201, Santiago - Chile • Tel. (56-2) 236 5060 • Fax (56-2) 236 5059 • E-mail: cyd@cyd.cl • www.cyd.cl

## Leading Information & Services to the fruit industry

- Market Behavior and Projections
- Weekly Market Reports
- Export Forecast
- Chilean official Figures (Fullcargo Reports & Expordata Yearbook)



Napoleón 3037 - 6<sup>th</sup> Floor - Las Condes - Santiago - Chile / [www.fruitonline.com](http://www.fruitonline.com) / [decofrut@fruitionline.com](mailto:decofrut@fruitionline.com) / Phone: (56 2) 6587474 / Fax: (56 2) 2333866



**Movimiento de Contenedores Reefer  
desde Puertos de San Antonio y Valparaíso**

**Seguro de Carga**

**Camiones con Equipo de frío (Underlung)**

**PUNTUALIDAD, SERIEDAD Y GARANTIA DE BUEN SERVICIO**

Soledad 172, depto.115, Edificio Puerta del Sol, San Antonio

Móviles: 77084835 - 96436206

E-mail: [kphillippi@terra.cl](mailto:kphillippi@terra.cl) - [ekatherine.phillippi@gmail.com](mailto:ekatherine.phillippi@gmail.com)



*Experiencia y Confianza  
a su Servicio*

**Terrafruit**<sup>®</sup>  
CHILE



[alp.terrafruit@123.cl](mailto:alp.terrafruit@123.cl)

[www.terrafruit.cl](http://www.terrafruit.cl)

Fono: (56-72) 584 665

Fax: 584 662



Fresh fruit from the Southern Andes

Grapes	Apricots
Kiwis	Cherries
Nectarines	Avocados
Peaches	Lemons
Plums	Pears

Tel: (562) 355-7355 • Fax: (562) 355-7360 • E-Mail: [gesexsa@gesexsa.cl](mailto:gesexsa@gesexsa.cl) • CHILE  
Ruta 5 Sur N° 5018, Km 38 Linderos, Búin-CHILE

**Marcamos Calidad**



- Control de calidad en fruta fresca y producto terminado.
- Control y/o auditoría de temperaturas en cámaras de fríos.
- Control de procesos productivos en huertos frutales.
- Despacho y consolidación.
- Análisis de fertilidad de yemas en uva.



Fax: (72) 757901 • Celular: 9 141 8597 • Mails: [jfs.qcs@123.cl](mailto:jfs.qcs@123.cl) - [qcs@vtr.net](mailto:qcs@vtr.net)



[www.aconex.cl](http://www.aconex.cl)

# ARAYA & Cía.

ABOGADOS

Law Firm

**ESPECIALISTAS EN DERECHO AGRICOLA / SPECIALIST IN PRODUCE LAW  
Y COMERCIO INTERNACIONAL / AND INTERNATIONAL COMMERCE**

Arbitraje / Arbitration

Derechos de Aguas / Water Rights

Contratos con Productores / Contracting with growers

Derecho Laboral Agrícola / Produce Labour Law

Derecho Marítimo / Maritime Law

Seguros de transporte / Transportation Insurance

Contratación Internacional / International Contracting

Seguros de Crédito / Credit Insurance

Cobranza Internacional / International Collection




[www.araya.cl](http://www.araya.cl)

Cruz del Sur 133 Of.902. Las Condes, Santiago, Chile. +56-2-2082993. CP 7580151

# Statistics are Useful...

## Market Intelligence is Even Better

Go one step further with - [www.simfruit.cl](http://www.simfruit.cl)




**SimFRUIT®** - [www.simfruit.cl](http://www.simfruit.cl) - is the official Market Intelligent System and online information centre of the Chilean fresh fruit industry; a new service created in joint collaboration between the **Chilean Exporters Association (ASOEX)** and the **Chilean Fruit Growers Federation (FEDEFruta)**. This service has the important support of **INNOVA-CHILE** of CORFO, the Chilean Economic Development Agency. In this portal you will be able to access strategic information in support of your decision making, regarding fresh fruit trading with Chile.

### OUR SERVICES:

- Weekly Market Reports: analysis of demand, and supply tendencies regarding Chilean fruit and other origins in key destination markets.
- Forecasts Analysis: analyses and forecasts of the variables affecting markets, such as: stored stocks, production and commercial events occurring both in Chile and in competitors countries, retail sales prospects and production estimations for countries of the Southern Hemisphere.
- "Expordata Yearbook" and the online version "Expordata Full Cargo" are also available through SimFRUIT®. Our data base includes, liners and charter ships, container vessels, air cargo and land transport.

For more information:  
**info@simfruit.cl** - **ventas@simfruit.cl**  
Phone (+56 2) 472 4783



NORTH AMERICAN IMPORTERS

YEARBOOK CHILE 2009

# EXPORDATA



ExporData

THE OFFICIAL FIGURES

# GLOBAL PACIFIC GROUP



**Quality at its best.  
Naturally.**

**GLOBAL PACIFIC U.S., LLC.** • James Scott • Tel: 1-702-898-8051 • Fax: 1-702-898-9384

**GLOBAL PACIFIC EUROPA SL.** • Adrian Bishton • Tel: 34-968-589770 • Fax: 34-968-574892

**GLOBAL PACIFIC, FRANCE:** Olivier Lamotte • Tel: 33-06 1561 7723

**GLOBAL PACIFIC CHILE, S.A.** • Luis Felipe Varela de la Carrera • Tel: 56-22445206 • Fax: 56-22445208

**GLOBAL PACIFIC ECUADOR, S.A.** • Luis Neira Nuques • Tel: 59-399741764 • Fax: 59-342687673

**KAS FOODS UK, LTD.** • Matthew Smith • Tel: 44-1354695779 • Fax: 44-1354695789

**Telephone: 702.898.8051 • Fax: 702.898.9384 • [www.globalpacificproduce.com](http://www.globalpacificproduce.com)**







### Main Species Detail

Season 2008/2009 (Tons)

EXPORTER	AVOCADO	CLEMANT	LEMON	ORANGE	APPLE	KIWIS	GRAPE	PEAR	TOTAL TONS			TOTAL TH.CASES		
									2008-09	2007-08	2006-07	2008-09	2007-08	2006-07
Soc. Agric. Comercial Ltda. (Aoricom)	16.741			21.4					16.762	20.308	32.224	1.361.8	1.699.2	2.708.0
Propal S.A., Exportadora	7.774.1	1.133.4	1.139.6	305.4					10.353	1.8	11.261	838.4	0.4	945.7
Santa Cruz S.A., Exportadora	2.695.9	412.6	2.210.5	147.6		684.0			6.277.2	0.006	104.1	541.6	0.002	9.0
El Paroue Ltda. Exportadora v Servicios	3.230.8	144.9	49.5	24.5					3.449.7	1.674.4	456.7	304.1	164.5	38.6
Subsole S.A., Exportadora	744.3	1.819.6		754.4					3.318.4	721.7	718.4	322.1	122.1	89.5
Cabifrut S.A.	687.7		396.3	24.0					1.107.9	644.5	4.320.8	86.1	47.5	369.4
Prohens S. Rafael v Cia. Ltda.		1.044.2							1.044.2			232.3		
Aconcaqua Ltda. Exp. (Aconex)		452.7		254.6					812.5	316.9	31.8	62.5	48.9	2.5
Others	906.6	2.225.1	269.5	361.2	1.597.9	230.1	909.4	153.0	6.993.7	3.865.2	3.466.6	757.0	385.7	401.4
<b>TOTAL TONS</b>	<b>2008-09</b>	<b>32.780</b>	<b>7.232.5</b>	<b>4.065.5</b>	<b>1.893.1</b>	<b>1.597.9</b>	<b>914.1</b>	<b>909.4</b>	<b>153.0</b>	<b>50.118</b>				
<b>TOTAL TONS</b>	<b>2007-08</b>	<b>21.986</b>	<b>1.260.3</b>	<b>1.184.0</b>	<b>322.4</b>	<b>1.226.6</b>	<b>217.8</b>	<b>896.7</b>	<b>115.2</b>		<b>27.533</b>			
<b>TOTAL TONS</b>	<b>2006-07</b>	<b>47.183</b>	<b>231.4</b>	<b>1.637.3</b>	<b>801.6</b>	<b>952.6</b>	<b>63.9</b>	<b>1.142.4</b>	<b>9.6</b>		<b>52.583</b>			
<b>TOTAL TH.CASES</b>	<b>2008-09</b>	<b>2.735.2</b>	<b>949.1</b>	<b>236.4</b>	<b>127.9</b>	<b>88.0</b>	<b>92.4</b>	<b>130.2</b>	<b>8.6</b>			<b>4.505.7</b>		
<b>TOTAL TH.CASES</b>	<b>2007-08</b>	<b>1.857.6</b>	<b>217.8</b>	<b>68.9</b>	<b>19.7</b>	<b>66.8</b>	<b>22.4</b>	<b>113.2</b>	<b>6.4</b>				<b>2.468.3</b>	
<b>TOTAL TH.CASES</b>	<b>2006-07</b>	<b>3.977.8</b>	<b>71.9</b>	<b>95.1</b>	<b>49.8</b>	<b>53.2</b>	<b>7.3</b>	<b>139.1</b>	<b>0.5</b>					<b>4.564.0</b>

### Main Varieties Detail

Season 2008/2009 (Tons)

EXPORTER	AVOCADO		CLEMANT		LEMON	CLEMANT	KIWIS	ORANGE	AVOCADO		APPLE	ORANGE	APPLE	ORANGE	GRAPE	GRAPE	APPLE
	HASS	CLEMENUL	GENOVA	NOT DEF					HAYWARD	NAVELS							
Soc. Agric. Comercial Ltda. (Aoricom)	16.741																
Propal S.A., Exportadora	7.753.9	1.133.4	1.139.6						20.2			14.6		252.8			
Santa Cruz S.A., Exportadora	2.653.0	412.6	2.210.5			684.0	87.6		42.9								
El Paroue Ltda. Exportadora v Servicios	3.209.3	123.9	49.5	21.0					21.5			24.5					
Subsole S.A., Exportadora	322.7	1.073.2		739.5			639.1		421.6			24.0					
Cabifrut S.A.	687.7		396.3									24.0					
Prohens S. Rafael v Cia. Ltda.		40.7		1.003.5													
Others	15.320	4.609.7	4.018.9	2.615.9	914.1	733.9	719.8	556.6	401.0	334.8	299.8	283.0	279.4	216.0			



[www.freshdelmonte.com](http://www.freshdelmonte.com)  
 PO Box 149222  
 Coral Gables, FL 33114 - 9222  
 U.S.A.

Del Monte Fresh Produce  
 Phone: 1 (305) 520 8400  
 Fax: 1 (305) 567 0320  
 e-mail: elazopulos@freshdelmonte.com  
 Contact: Emanuel Lazo Poulos

### Main Species Detail

Season 2008/2009 (Tons)

EXPORTER	GRAPE	NECTARIN	PEACH	PLUM	AVOCADO	APPLE	CHERRY	PEAR	TOTAL TONS			TOTAL TH.CASES		
									2008-09	2007-08	2006-07	2008-09	2007-08	2006-07
Del Monte Fresh Produce (Chile) S.A.	31.585	2.105.5	2.081.5	1.418.2	946.2	663.5	561.2	265.1	39.770	37.766	45.865	4.777.0	4.522.2	5.494.8
<b>TOTAL TONS</b>	<b>2008-09</b>	<b>31.585</b>	<b>2.105.5</b>	<b>2.081.5</b>	<b>1.418.2</b>	<b>946.2</b>	<b>663.5</b>	<b>561.2</b>	<b>265.1</b>	<b>39.770</b>				
<b>TOTAL TONS</b>	<b>2007-08</b>	<b>30.340</b>	<b>1.697.4</b>	<b>1.165.5</b>	<b>1.414.3</b>	<b>571.7</b>	<b>1.002.5</b>	<b>694.3</b>	<b>342.9</b>		<b>37.766</b>			
<b>TOTAL TONS</b>	<b>2006-07</b>	<b>37.685</b>	<b>1.921.9</b>	<b>1.694.7</b>	<b>2.219.3</b>	<b>352.4</b>	<b>638.8</b>	<b>301.2</b>	<b>360.9</b>		<b>45.865</b>			
<b>TOTAL TH.CASES</b>	<b>2008-09</b>	<b>3.843.2</b>	<b>253.0</b>	<b>261.0</b>	<b>151.7</b>	<b>84.5</b>	<b>36.5</b>	<b>112.2</b>	<b>15.4</b>			<b>4.777.0</b>		
<b>TOTAL TH.CASES</b>	<b>2007-08</b>	<b>3.697.0</b>	<b>213.4</b>	<b>147.6</b>	<b>145.9</b>	<b>51.0</b>	<b>55.1</b>	<b>138.0</b>	<b>19.1</b>				<b>4.522.2</b>	
<b>TOTAL TH.CASES</b>	<b>2006-07</b>	<b>4.594.2</b>	<b>221.1</b>	<b>210.9</b>	<b>268.5</b>	<b>31.5</b>	<b>35.2</b>	<b>60.3</b>	<b>20.0</b>					<b>5.494.8</b>

### Main Varieties Detail

Season 2008/2009 (Tons)

EXPORTER	GRAPE		GRAPE	GRAPE	AVOCADO	GRAPE	GRAPE	GRAPE	GRAPE	CHERRY	NECTARIN	NECTARIN	GRAPE	PEACH
	CRIMSON	FLAME SDL												
Del Monte Fresh Produce (Chile) S.A.	7.842.1	7.693.8	7.337.4	4.971.1	946.2	674.6	671.2	658.5	570.2	519.7	426.2	422.9	414.9	408.4









www.sbrocco.com  
 Plaza 1000 Main Street, Suite 307  
 Voorhees, NJ 08043  
 U.S.A.

Sbrocco International, Inc.  
 Phone: 1 (856) 424 6151  
 Fax: 1 (856) 424 3242  
 e-mail: operations@sbrocco.com  
 Contact: Harold Sbrocco

### Main Species Detail

Season 2008/2009 (Tons)

EXPORTER	GRAPE	APPLE	PEAR	CHERRY	KIWIS	PLUM	NECTARIN	PEACH	TOTAL TONS			TOTAL TH.CASES		
									2008-09	2007-08	2006-07	2008-09	2007-08	2006-07
San Fernando S.A., Frutera (Frusan)	1,010.1	2,262.6	607.3	154.7		60.7			4,102.7	8,864.4	8,445.3	323.9	647.6	620.5
Santa Maria S.A., Compañía Frutera	2,650.5								2,650.5	2,641.9	3,007.0	323.2	322.0	366.8
Fruta Austral Exp. Ltda	2,098.7			9.2					2,107.9	1,661.1	1,250.5	257.2	202.7	153.0
Fruit Grower Chile S.A. Exportadora	982.0	245.5		137.4					1,364.9	1,001.2	621.9	160.0	102.1	75.9
Tío Plaza Ltda., Agrícola	1,012.0								1,012.0	295.2	228.3	123.3	36.0	27.8
Miemis Ltda. Comercial	880.5								880.5	780.4	906.6	107.4	94.9	111.2
Cerro Campanario Ltda. Soc. Agríc.	678.0								678.0	339.9	813.2	82.6	41.2	99.2
C y D Internacional S.A.		535.4				7.4	64.1	52.4		659.4			45.2	
Others	2,130.6	1,225.2	22.0	130.6	109.1	7.3	5.8	5.0	3,635.8	3,177.0	2,696.5	350.9	372.5	290.8
<b>TOTAL TONS</b>	<b>2008-09</b>	<b>11,442</b>	<b>4,268.8</b>	<b>629.3</b>	<b>431.8</b>	<b>109.1</b>	<b>75.4</b>	<b>69.9</b>	<b>57.4</b>	<b>17,092</b>				
<b>TOTAL TONS</b>	<b>2007-08</b>	<b>10,475</b>	<b>6,646.2</b>	<b>1,031.1</b>	<b>334.1</b>		<b>226.6</b>	<b>4.6</b>	<b>6.9</b>		<b>18,761</b>			
<b>TOTAL TONS</b>	<b>2006-07</b>	<b>10,420</b>	<b>5,952.3</b>	<b>1,075.3</b>	<b>149.9</b>	<b>20.0</b>	<b>248.0</b>	<b>24.3</b>	<b>79.8</b>			<b>17,969</b>		
<b>TOTAL TH.CASES</b>	<b>2008-09</b>	<b>1,377.1</b>	<b>236.8</b>	<b>35.5</b>	<b>84.8</b>	<b>11.7</b>	<b>10.6</b>	<b>8.7</b>	<b>7.2</b>				<b>1,773.6</b>	
<b>TOTAL TH.CASES</b>	<b>2007-08</b>	<b>1,276.8</b>	<b>369.9</b>	<b>58.1</b>	<b>66.7</b>		<b>30.8</b>	<b>0.6</b>	<b>0.9</b>					<b>1,819.0</b>
<b>TOTAL TH.CASES</b>	<b>2006-07</b>	<b>1,272.2</b>	<b>332.3</b>	<b>60.5</b>	<b>29.8</b>	<b>2.0</b>	<b>35.4</b>	<b>3.0</b>	<b>10.0</b>					<b>1,745.2</b>

### Main Varieties Detail

Season 2008/2009 (Tons)

EXPORTER	GRAPE	GRAPE	APPLE	GRAPE	GRAPE	APPLE	PEAR	GRAPE	CHERRY	GRAPE	APPLE	GRAPE	APPLE	GRAPE
	THOMPSON	FLAME SDL	RY. GALA	CRIMSON	SUGARONE	GRANNIES	BOSC	R. GLOBE	BING	BLACK SDL	C. PINK	PERLON	BRAEBURN	AUT. RY.
San Fernando S.A., Frutera (Frusan)	195.0	68.9	1,152.1	505.7	192.8	369.6	607.3	17.7	154.7		251.1		184.4	16.8
Santa Maria S.A., Compañía Frutera	1,282.2	324.7		98.5	637.4			30.7		264.5				
Fruta Austral Exp. Ltda	606.1	302.1		326.2	303.8			137.0	9.2	26.8		227.6		65.0
Fruit Grower Chile S.A. Exportadora	703.2	33.9	163.5	80.5	89.7	39.2		20.5	109.6	36.2				
Tío Plaza Ltda., Agrícola	338.9	246.0		332.5	78.9									
Miemis Ltda. Comercial	92.4	65.5		363.2	44.3			70.1		15.8				97.8
Cerro Campanario Ltda. Soc. Agríc.	294.4	356.8						26.8						
Others	4,047.4	2,145.6	849.4	1,473.5	1,236.2	724.9	5.8	405.8	247.9	396.0	123.8	227.6	43.2	186.6

**SAFCO**  
 OF AMERICA, L.L.C.  
 Grower, Shipper, Importer and Exporter of Fresh Fruits

www.safco.us  
 1150 N Chinow th, Suite A  
 Visalia, CA 93291  
 U.S.A.

SAFCO of America LLC  
 Phone: 1 (559) 749 0600  
 Fax: 1 (559) 749 0609  
 e-mail: dirkw@safco.us  
 Contact: Dirk Winkelman

### Main Species Detail

Season 2008/2009 (Tons)

EXPORTER	GRAPE	CLEMINT	CHERRY	ORANGE	BLUEB	LEMON	AVOCADO	KIWIS	TOTAL TONS			TOTAL TH.CASES		
									2008-09	2007-08	2006-07	2008-09	2007-08	2006-07
Río Blanco Ltda. Exportadora	11,969	1,040.5	493.7	87.4					13,590	15,516	14,120	1,658.1	1,935.6	1,835.2
Easter Island S.A	764.5				3.4				767.9	576.8	489.4	101.4	80.8	62.7
La Primavera S.A. Sociedad Agrícola	588.4								588.4	214.7		71.8	26.6	
San Clemente S.A., Exp.	515.8								515.8			62.6		
Novafrix S.A.	159.7								159.7			19.5		
Santa Maria S.A., Compañía Frutera	133.4								133.4			16.2		
<b>TOTAL TONS</b>	<b>2008-09</b>	<b>14,130</b>	<b>1,040.5</b>	<b>493.7</b>	<b>87.4</b>	<b>3.4</b>			<b>15,755</b>					
<b>TOTAL TONS</b>	<b>2007-08</b>	<b>15,384</b>	<b>610.3</b>	<b>796.9</b>	<b>92.2</b>	<b>12.7</b>	<b>123.8</b>	<b>9.7</b>		<b>17,029</b>				
<b>TOTAL TONS</b>	<b>2006-07</b>	<b>13,911</b>	<b>388.5</b>	<b>51.1</b>	<b>207.4</b>			<b>76.3</b>	<b>157.4</b>		<b>14,823</b>			
<b>TOTAL TH.CASES</b>	<b>2008-09</b>	<b>1,745.1</b>	<b>69.3</b>	<b>96.9</b>	<b>16.1</b>	<b>2.2</b>						<b>1,929.6</b>		
<b>TOTAL TH.CASES</b>	<b>2007-08</b>	<b>1,891.6</b>	<b>51.2</b>	<b>158.0</b>	<b>5.8</b>	<b>8.5</b>	<b>7.2</b>	<b>0.9</b>					<b>2,123.0</b>	
<b>TOTAL TH.CASES</b>	<b>2006-07</b>	<b>1,718.5</b>	<b>155.6</b>	<b>10.1</b>	<b>13.0</b>			<b>6.8</b>	<b>16.1</b>					<b>1,924.2</b>

### Main Varieties Detail

Season 2008/2009 (Tons)

EXPORTER	GRAPE	GRAPE	GRAPE	GRAPE	GRAPE	CLEMINT	GRAPE	CHERRY	GRAPE	GRAPE	GRAPE	GRAPE	CLEMINT	ORANGE
	FLAME SDL	THOMPSON	CRIMSON	SUGARONE	AUT. RY.	CLEMINT	BLACK SDL	BING	T. SDL	O. ROSE	PRINCESS	NOT DEF	NOT DEF	NAVELS
Río Blanco Ltda. Exportadora	4,149.9	2,613.7	1,548.5	1,180.6	961.9	912.2	470.8	470.2	336.2	270.1	212.3	160.0	128.3	69.0
Easter Island S.A		425.6	339.0											
La Primavera S.A. Sociedad Agrícola	359.0	58.3	171.1											
San Clemente S.A., Exp.	49.6	88.2	205.7	49.6			111.8							
Novafrix S.A.		84.2	52.7	18.1								4.6		
Santa Maria S.A., Compañía Frutera	27.0	71.8	33.1	1.6										



Rio Vista Limitada  
 Phone: 1 (323) 415 7005  
 Fax: 1 (323) 780 1016  
 e-mail: cuchizono@giumarra.com  
 Contact: Craig Uchizono

[www.giumarra.com](http://www.giumarra.com)  
 1601 E. Olympic Blvd., Bldg. 400, Suite 408  
 Los Angeles, CA 90021  
 U.S.A.



### Main Species Detail

Season 2008/2009 (Tons)

EXPORTER		GRAPE	AVOCADO	NECTARIN	PLUM	PEACH	APPLE	PEAR	LEMON	TOTAL TONS			TOTAL TH.CASES			
										2008-09	2007-08	2006-07	2008-09	2007-08	2006-07	
David del Curto S.A.		3,075.3		383.9	378.5	355.9	548.1	298.0			5,298.9	7,959.8	10,053	623.4	997.7	1,242.9
Unifrutti Traders Ltda.		2,010.6	321.2	32.6	70.2						2,434.7	868.5		287.0	100.3	
Tempo Fruit S.A.		1,166.6	215.0	39.2	103.7	139.7					1,664.1	2,162.5		198.8	267.1	
Córhoora Agrícola S.A.		1,039.1	258.0								1,297.2	677.5	1,745.5	149.7	73.6	206.1
Fresh Export Ltda.		411.3		167.5	143.3	92.7					844.4	518.6	817.5	113.9	71.5	104.0
Subsole S.A., Exportadora		750.5									750.5	1,205.9	1,287.8	96.8	149.1	160.0
Bauza Export Ltda.		698.8									698.8	1,141.1	1,962.3	85.2	134.8	239.2
Euroamérica S.A., Frutera		516.6									517.7	668.8	766.8	61.2	81.6	93.6
Others		585.3	365.6	283.2	85.7	24.2	46.0	118.2	222.6		2,163.1	3,124.8	4,866.0	262.5	409.0	572.0
<b>TOTAL TONS</b>	<b>2008-09</b>	<b>10,254</b>	<b>1,159.9</b>	<b>906.4</b>	<b>781.4</b>	<b>612.4</b>	<b>594.1</b>	<b>416.2</b>	<b>222.6</b>	<b>15,669</b>						
<b>TOTAL TONS</b>	<b>2007-08</b>	<b>12,576</b>	<b>665.6</b>	<b>1,746.4</b>	<b>939.6</b>	<b>1,406.8</b>	<b>61.7</b>	<b>309.7</b>			<b>18,327</b>					
<b>TOTAL TONS</b>	<b>2006-07</b>	<b>14,451</b>	<b>692.8</b>	<b>1,353.4</b>	<b>1,226.0</b>	<b>1,439.5</b>	<b>834.0</b>	<b>449.3</b>	<b>116.2</b>			<b>21,499</b>				
<b>TOTAL TH.CASES</b>	<b>2008-09</b>	<b>1,253.8</b>	<b>103.7</b>	<b>118.7</b>	<b>107.2</b>	<b>82.1</b>	<b>33.3</b>	<b>31.8</b>	<b>12.9</b>				<b>1,878.5</b>			
<b>TOTAL TH.CASES</b>	<b>2007-08</b>	<b>1,533.9</b>	<b>59.4</b>	<b>223.1</b>	<b>126.2</b>	<b>181.5</b>	<b>3.4</b>	<b>29.1</b>						<b>2,284.7</b>		
<b>TOTAL TH.CASES</b>	<b>2006-07</b>	<b>1,765.5</b>	<b>61.9</b>	<b>174.0</b>	<b>161.0</b>	<b>186.8</b>	<b>47.1</b>	<b>40.7</b>	<b>6.9</b>							<b>2,617.9</b>

### Main Varieties Detail

Season 2008/2009 (Tons)

EXPORTER	GRAPE	GRAPE	GRAPE	AVOCADO	GRAPE	GRAPE	GRAPE	GRAPE	LEMON	KIWIS	GRAPE	APPLE	NECTARIN	APPLE
	THOMPSON	CRIMSON	FLAME SDL	HASS	SUGARONE	R. GLOBE	RALLI SDL	BLACK SDL	EUREKA	HAYWARD	PERLETTE	C. PINK	AUG. RED	BRAEBURN
David del Curto S.A.	1,190.2	839.2	366.8		218.5	299.9		104.7				203.6	70.1	157.9
Unifrutti Traders Ltda.	443.4	666.1	259.2	321.2	410.8			16.5			69.3		16.0	
Tempo Fruit S.A.	141.8	200.6	379.4	215.0	16.5	229.9		59.8						
Córhoora Agrícola S.A.	630.7	206.2	193.7	258.0										
Fresh Export Ltda.		411.3												
Subsole S.A., Exportadora	64.4	169.4	125.0				350.7							
Bauza Export Ltda.	232.2		319.1		17.6	66.9		47.2						
Others	1,860.8	1,803.6	1,473.9	1,159.9	683.9	314.1	350.7	137.2	222.6	211.2	204.7		95.0	

### Aconex RT USA

Phone: 1 (559) 897 5013  
 Fax: 1 (559) 897 5701  
 e-mail: s.yavar@aconex.cl  
 Contact: Sebastian Yavar

[www.aconex.cl](http://www.aconex.cl)

3170 Ave 360  
 Traver, CA 93673  
 U.S.A.



### Main Species Detail

Season 2008/2009 (Tons)

EXPORTER	GRAPE	CLEMENT	PLUM	KIWIS	ORANGE	APPLE	PEACH	CHERRY	TOTAL TONS			TOTAL TH.CASES		
									2008-09	2007-08	2006-07	2008-09	2007-08	2006-07
Aconcaqua Ltda. Exp. (Aconex)	8,091.9	2,271.6	1,441.4	995.3	563.1	471.5	379.5	371.8	15,406	14,285	15,467	1,859.1	1,696.7	2,382.9
Prima Aarotradina S.A.									90.6	16.0		18.0	2.0	
Frux Ltda. Exportadora									78.2	55.7		14.1	13.5	
<b>TOTAL TONS</b>	<b>2008-09</b>	<b>8,091.9</b>	<b>2,271.6</b>	<b>1,441.4</b>	<b>995.3</b>	<b>563.1</b>	<b>471.5</b>	<b>379.5</b>	<b>15,575</b>					
<b>TOTAL TONS</b>	<b>2007-08</b>	<b>7,488.9</b>	<b>1,599.0</b>	<b>1,703.0</b>	<b>822.8</b>		<b>776.8</b>	<b>609.4</b>	<b>14,358</b>					
<b>TOTAL TONS</b>	<b>2006-07</b>	<b>9,156.2</b>	<b>1,481.0</b>	<b>1,661.4</b>	<b>1,496.2</b>		<b>719.6</b>			<b>15,467</b>				
<b>TOTAL TH.CASES</b>	<b>2008-09</b>	<b>1,078.8</b>	<b>151.4</b>	<b>130.8</b>	<b>90.5</b>	<b>103.6</b>	<b>25.9</b>	<b>33.4</b>				<b>1,891.2</b>		
<b>TOTAL TH.CASES</b>	<b>2007-08</b>	<b>997.9</b>	<b>106.6</b>	<b>154.1</b>	<b>74.8</b>		<b>42.5</b>	<b>55.3</b>					<b>1,712.3</b>	
<b>TOTAL TH.CASES</b>	<b>2006-07</b>	<b>1,232.2</b>	<b>643.2</b>	<b>151.2</b>	<b>136.0</b>			<b>65.6</b>						<b>2,382.9</b>

### Main Varieties Detail

Season 2008/2009 (Tons)

EXPORTER	GRAPE	GRAPE	GRAPE	GRAPE	GRAPE	KIWIS	GRAPE	GRAPE	PLUM	CHERRY	PLUM	GRAPE	APPLE	ORANGE
	CLEMENT	CRIMSON	FLAME SDL	THOMPSON	O. ROSE	HAYWARD	SUGARONE	R. GLOBE	CONTANZA	BING	LARRY ANN	AUT. RV.	RV. GALA	SP. NAVEL
Aconcaqua Ltda. Exp. (Aconex)	2,250.0	1,642.2	1,614.1	1,580.9	1,258.7	995.3	820.5	567.6	381.8	371.8	280.4	278.7	249.7	233.0
Prima Aarotradina S.A.														
Frux Ltda. Exportadora														









**www.profruit.biz**  
1 Kalisa Way, Suite 211  
Paramus, New Jersey 07652  
U.S.A.

**Pro Fruit Marketing, Inc.**  
Phone: 1 (201) 599 0200  
Fax: 1 (201)599 9840  
e-mail: [spasch@profruit.biz](mailto:spasch@profruit.biz)  
Contact: Steven Pasch

### Main Species Detail

Season 2008/2009 (Tons)

EXPORTER	GRAPE	PLUM	PEACH	NECTARIN	CHERRY	APRICOT	BLUEB	AVOCADO	TOTAL TONS			TOTAL TH.CASES		
									2008-09	2007-08	2006-07	2008-09	2007-08	2006-07
Verfrut S.A., Sociedad Exportadora	2,233.8	190.0	213.4	73.1	20.8				2,731.0	4,423.1		334.5	549.3	
Exser Ltda.	1,191.1								1,191.1	579.7	1,151.4	144.0	70.0	139.9
Miemis Ltda. Comercial	1,162.6								1,162.6	411.7	1,382.3	141.7	50.2	168.6
Soc. Agric. Comercial Ltda, (Agricom)	837.6	132.5	52.6	33.4		30.8	25.3		1,112.2	2,377.3	1,601.9	149.7	297.1	195.3
Southern Fruit, Exportadora	17.2	584.5	219.1	105.1	30.0	15.0	22.8	21.5	1,015.2	1,523.3		136.3	198.4	
Greenvic Comercial S.A.	366.7	82.4	275.4	189.0			2.6		916.0	925.4	696.7	115.1	116.4	82.3
Nutrafrut S.A.	894.3								894.3	607.8		109.0	74.1	
Agrofruta Ltda.	662.3								662.3	662.5		80.8	80.8	
Others	1,124.8	20.9	120.0	132.1	39.8		5.6		1,447.2	6,831.5	16,437	182.5	891.2	2,064.3
<b>TOTAL TONS</b>	<b>2008-09</b>	<b>8,490.4</b>	<b>1,010.2</b>	<b>880.5</b>	<b>532.7</b>	<b>90.7</b>	<b>54.0</b>	<b>52.1</b>						
<b>TOTAL TONS</b>	<b>2007-08</b>	<b>13,347</b>	<b>1,511.8</b>	<b>1,121.9</b>	<b>1,431.5</b>	<b>850.6</b>	<b>62.4</b>	<b>17.1</b>		<b>18,342</b>				
<b>TOTAL TONS</b>	<b>2006-07</b>	<b>15,441</b>	<b>1,495.1</b>	<b>1,922.7</b>	<b>1,647.2</b>	<b>568.8</b>	<b>42.5</b>	<b>15.2</b>			<b>21,269</b>			
<b>TOTAL TH.CASES</b>	<b>2008-09</b>	<b>1,033.9</b>	<b>128.9</b>	<b>109.1</b>	<b>66.2</b>	<b>17.9</b>	<b>8.2</b>	<b>27.4</b>	<b>1.9</b>			<b>1,393.6</b>		
<b>TOTAL TH.CASES</b>	<b>2007-08</b>	<b>1,627.2</b>	<b>197.4</b>	<b>141.2</b>	<b>177.2</b>	<b>170.1</b>	<b>9.9</b>	<b>4.5</b>					<b>2,327.5</b>	
<b>TOTAL TH.CASES</b>	<b>2006-07</b>	<b>1,884.6</b>	<b>188.1</b>	<b>240.5</b>	<b>193.0</b>	<b>113.6</b>	<b>7.7</b>	<b>10.1</b>						<b>2,650.4</b>

### Main Varieties Detail

Season 2008/2009 (Tons)

EXPORTER	GRAPE	GRAPE	GRAPE	GRAPE	GRAPE	PLUM	GRAPE	GRAPE	GRAPE	GRAPE	PEACH	PLUM	GRAPE	CHERRY
	THOMPSON	CRIMSON	FLAME SDL	SUGRAONE	R. GLOBE	ANGELNO	AUT. RY.	BLACK SDL	PERLETTE	NOT DEF	RICH LADY	B. AMBAR	T. SDL	BING
Verfrut S.A., Sociedad Exportadora	783.5	767.7	67.8	213.8	287.4	69.5	10.3	10.2		85.2		0.9	7.9	20.8
Exser Ltda.	389.7	204.0	188.2	276.2			39.7	62.6		0.8				
Miemis Ltda. Comercial	86.0	612.3	90.2	27.4	120.7		105.5	16.7		15.2				
Soc. Agric. Comercial Ltda, (Agricom)	138.3	103.2	286.9	45.7	34.3	29.0	65.4	67.7	39.4	52.9	24.1		2.4	
Southern Fruit, Exportadora						269.8				17.2	71.2	113.6		30.0
Greenvic Comercial S.A.	110.7	82.0	16.0		17.7		15.5			9.4	48.2	4.0	114.6	
Nutrafrut S.A.	140.2	210.0	127.5	164.5	151.9		48.5	14.6						
Others	1,509.7	1,426.5	1,239.3	624.7	360.4	301.1	301.3	233.2	191.3	95.5	147.5	124.3	117.0	69.9



**www.cmiapples.com**  
P.O. Box 3361, 2525 Euclid Avenue  
Wenatchee, WA 98807  
U.S.A.

**Columbia Marketing International**  
Phone: 1 (509) 6631955  
Fax: 1 (509) 6632231  
e-mail: [sales@cmiapples.com](mailto:sales@cmiapples.com)  
Contact: Tony Duak

### Main Species Detail

Season 2008/2009 (Tons)


EXPORTER	APPLE	CHERRY	PEAR	TOTAL TONS			TOTAL TH.CASES		
				2008-09	2007-08	2006-07	2008-09	2007-08	2006-07
Unifrutti Traders Ltda.	9,514.6	991.1	17.1	10,523	9,217.9	16,088	689.3	645.8	996.6
<b>TOTAL TONS</b>	<b>2008-09</b>	<b>9,514.6</b>	<b>991.1</b>	<b>17.1</b>	<b>10,523</b>				
<b>TOTAL TONS</b>	<b>2007-08</b>	<b>8,047.9</b>	<b>1,137.4</b>	<b>32.5</b>	<b>9,217.9</b>				
<b>TOTAL TONS</b>	<b>2006-07</b>	<b>15,297</b>	<b>782.5</b>	<b>8.1</b>		<b>16,088</b>			
<b>TOTAL TH.CASES</b>	<b>2008-09</b>	<b>519.0</b>	<b>167.7</b>	<b>2.6</b>			<b>689.3</b>		
<b>TOTAL TH.CASES</b>	<b>2007-08</b>	<b>438.1</b>	<b>202.7</b>	<b>5.0</b>				<b>645.8</b>	
<b>TOTAL TH.CASES</b>	<b>2006-07</b>	<b>854.3</b>	<b>141.0</b>	<b>1.3</b>					<b>996.6</b>

### Main Varieties Detail

Season 2008/2009 (Tons)

EXPORTER	APPLE	APPLE	APPLE	APPLE	APPLE	CHERRY	CHERRY	APPLE	CHERRY	APPLE	CHERRY	APPLE	PEAR	CHERRY
	RY. GALA	FUJI	PINK L.	C. PINK	GRANNIES	BING	BING 44	BRAEBURN	RAINIER	NOT DEF	BING 33	RED CHIEF	ARATE FT.	NOT DEF
Unifrutti Traders Ltda.	4,908.0	1,927.7	1,144.1	719.7	666.2	480.9	431.4	104.8	56.6	24.5	22.1	19.6	17.1	





3665 North Mill Road  
Vineland, NJ 08361  
U.S.A.

Dandrea Produce Inc.  
Phone: 1 (856) 205 1830  
Fax: 1 (856) 205 1880  
e-mail: dandrea97@aol.com  
Contact: Frank Dandrea

### Main Species Detail

Season 2008/2009 (Tons)

EXPORTER	APPLE	GRAPE	CHERRY	PEACH	PLUM	NECTARIN	BLUEB	CLEMENT	TOTAL TONS			TOTAL TH.CASES		
									2008-09	2007-08	2006-07	2008-09	2007-08	2006-07
Verfrut S.A., Sociedad Exportadora	426.3	2,415.2	4.8	230.9	147.8	97.3		229.2	3,574.5			399.6		
Gonzauri S.A. Exportadora	2,397.1		360.2				187.3		2,944.7			302.2		
Southern Fruit. Exportadora	107.0	187.7		166.6	224.6	127.4	2.3		836.4			100.7		
Copefrut S.A.	82.0		108.1	42.5	16.1				248.7	424.7		33.9	59.3	
Noble Fruit S.A.		87.9		42.7	44.7	30.7			205.9			26.4		
Scramble Ltda., Ases. e Inv.		75.6	43.8	23.3	0.7	38.9			182.4			26.7		
Comercial SVS Ltda			0.8				67.0		67.8			34.8		
Exportadora Panaoro S.A.			42.1						42.1			8.4		
Others	21.2		33.4	22.2			7.1		83.8	165.6	24.0	14.1	23.4	4.8
<b>TOTAL TONS</b>	<b>2008-09</b>	<b>3,033.7</b>	<b>2,766.4</b>	<b>593.1</b>	<b>434.0</b>	<b>294.4</b>	<b>263.7</b>	<b>229.2</b>	<b>8,186.3</b>					
<b>TOTAL TONS</b>	<b>2007-08</b>	<b>85.6</b>		<b>160.8</b>	<b>96.3</b>	<b>152.8</b>	<b>42.1</b>			<b>590.3</b>				
<b>TOTAL TONS</b>	<b>2006-07</b>			<b>24.0</b>							<b>24.0</b>			
<b>TOTAL TH.CASES</b>	<b>2008-09</b>	<b>166.8</b>	<b>337.4</b>	<b>118.6</b>	<b>66.4</b>	<b>60.1</b>	<b>37.6</b>	<b>137.8</b>	<b>18.8</b>			<b>946.8</b>		
<b>TOTAL TH.CASES</b>	<b>2007-08</b>	<b>4.7</b>		<b>32.2</b>	<b>12.8</b>	<b>20.4</b>	<b>5.7</b>						<b>82.7</b>	
<b>TOTAL TH.CASES</b>	<b>2006-07</b>			<b>4.8</b>										<b>4.8</b>

### Main Varieties Detail

Season 2008/2009 (Tons)

EXPORTER	APPLE	GRAPE	GRAPE	APPLE	CHERRY	GRAPE	GRAPE	CLEMENT	APPLE	GRAPE	PLUM	PEACH	BLUEB	PEACH
	RY. GALA	THOMPSON	CRIMSON	GRANNIES	BING	R. GLOBE	FLAME SBL	CLEMENUL	FUJI	SUGRADONE	ANGELENO	NOT DEF	NOT DEF	SW. SPT.
Verfrut S.A., Sociedad Exportadora	407.0	989.8	631.6		4.8	314.8	216.4	229.2	19.4	205.2	65.3	79.4		
Gonzauri S.A. Exportadora	1,583.8			604.4	342.6				208.9				80.7	
Southern Fruit. Exportadora	21.4	54.9	107.6	21.4							75.8			69.4
Copefrut S.A.	82.0				62.3							42.5		
Noble Fruit S.A.			67.7			15.7					42.9			42.7
Scramble Ltda., Ases. e Inv.		34.6			43.8		40.9							
Comercial SVS Ltda					0.8								44.5	
Others	1,708.4	89.5	175.3	625.8	494.0	15.7	40.9		208.9		118.8	64.6	125.2	112.1



[www.indexfresh.com](http://www.indexfresh.com)  
18184 Slover Avenue  
Bloomington, CA 92316  
U.S.A.

Index Fresh, Inc.  
Phone: 1 (909) 877 1577  
Fax: 1 (909) 877 0495  
e-mail: dthomas@indexfresh.com  
Contact: Dana Thomas

### Main Species Detail

Season 2008/2009 (Tons)

EXPORTER	AVOCADO	NASHI	LEMON	TOTAL TONS			TOTAL TH.CASES		
				2008-09	2007-08	2006-07	2008-09	2007-08	2006-07
Propal S.A., Exportadora	6,006.7			6,006.7	10,395	9,191.1	517.3	875.7	836.8
Santa Cruz S.A., Exportadora	2,123.1			2,123.1	3,878.8	4,949.3	184.3	330.2	428.9
<b>TOTAL TONS</b>	<b>2008-09</b>	<b>8,129.8</b>							
<b>TOTAL TONS</b>	<b>2007-08</b>	<b>14,080</b>	<b>282.5</b>	<b>193.7</b>	<b>14,557</b>				
<b>TOTAL TONS</b>	<b>2006-07</b>	<b>13,927</b>	<b>643.7</b>			<b>14,571</b>			
<b>TOTAL TH.CASES</b>	<b>2008-09</b>	<b>701.6</b>					<b>701.6</b>		
<b>TOTAL TH.CASES</b>	<b>2007-08</b>	<b>1,194.6</b>	<b>57.7</b>	<b>11.3</b>			<b>1,263.5</b>		
<b>TOTAL TH.CASES</b>	<b>2006-07</b>	<b>1,203.7</b>	<b>156.5</b>						<b>1,360.2</b>

### Main Varieties Detail

Season 2008/2009 (Tons)

EXPORTER	AVOCADO	AVOCADO	LEMON	NASHI	NASHI	NASHI	NASHI	NASHI
	NASS	NOT DEF	GENOVA	SHINKO	SHINSEKI	HOSUI	NIJISSEKI	KOSUI
Propal S.A., Exportadora	6,006.7							
Santa Cruz S.A., Exportadora	2,062.4	60.7						



Hortifrut Inc.  
 Phone: 1 (360) 352 7989  
 Fax: 1 (360) 352 8076  
 e-mail: hfna@hortifrut.com  
 Contact: Rick Haller

[www.hortifrut.com](http://www.hortifrut.com)  
 P. O. Box 7069  
 Olympia, WA 98507  
 U.S.A.



### Main Species Detail

Season 2008/2009 (Tons)

EXPORTER		BLUB	RASPB	BLACKB	CHERRY	CURRANT	GOOSEB.	AVOCADO	PEACH	TOTAL TONS			TOTAL TH.CASES		
										2008-09	2007-08	2006-07	2008-09	2007-08	2006-07
Hortifrut Chile S.A.		5,763.2	134.4	21.6		1.7	0.5			5,921.4	4,732.3	4,457.6	2,152.5	2,326.6	2,331.0
Entre Rios Farms		380.4								380.4	474.1	165.9	159.7	200.7	108.9
Comercial Fruticola S.A.		329.1	25.7							354.8	337.2	409.2	144.2	187.9	216.8
South Pacific Trading Ltda.		287.2								287.2	352.8	268.4	112.3	180.1	138.0
Fruix Ltda. Exportadora		144.5								144.5	122.8	126.4	51.5	54.0	63.7
AMS Family S.A., Comercial		37.7								37.7	95.3	43.3	13.5	39.7	27.8
Comerc.Y Exp.North Andes Chile					16.9					16.9			3.4		
Agro Entre Rios Ltda.		11.3								11.3		164.7	7.5		89.9
<b>TOTAL TONS</b>	2008-09	6,953.3	160.1	21.6	16.9	1.7	0.5			7,154.2					
<b>TOTAL TONS</b>	2007-08	5,323.4	764.4	36.7	184.8	3.0	6.7	123.5	15.6		6,458.4				
<b>TOTAL TONS</b>	2006-07	4,479.6	1,452.5	19.7	127.3	0.7	3.7		34.2			6,163.4			
<b>TOTAL TH.CASES</b>	2008-09	2,550.3	79.0	10.6	3.4	0.9	0.2						2,644.4		
<b>TOTAL TH.CASES</b>	2007-08	2,590.3	385.1	18.9	35.5	1.6	3.5	7.9	1.3					3,044.1	
<b>TOTAL TH.CASES</b>	2006-07	2,378.0	732.7	10.2	25.5	0.3	1.9		4.3						3,158.9

### Main Varieties Detail

Season 2008/2009 (Tons)

EXPORTER	BLUB	BLUB	BLUB	RASPB	BLUB	BLUB	BLACKB	CHERRY	BLUB	CURRANT	BLUB	BLUB	BLUB	GOOSEB.
	NOT DEF	ONEIL	HIGHBUSH	HERITAGE	BRIGHTHW.	BL. CROP	CHEROKEE	BING	ELLIOT	NOT DEF	BERKELEY	PATRIOT	BLUERAY	NOT DEF
Hortifrut Chile S.A.	4,674.9	811.6	151.0	134.4	49.4	59.4	21.6		15.7	1.7	1.3			0.5
Entre Rios Farms	130.2	172.8			77.4									
Comercial Fruticola S.A.	282.3	35.2	0.6	25.7		10.4			0.6					
South Pacific Trading Ltda.	270.1		17.2											
Fruix Ltda. Exportadora	133.1	8.6				1.1					0.03	0.9	0.5	
AMS Family S.A., Comercial	36.6					1.1								
Comerc.Y Exp.North Andes Chile								16.9						
Agro Entre Rios Ltda.	11.3													

### Stanley Orchards Sales, Inc.

[www.stanleyorchards.com](http://www.stanleyorchards.com)

Phone: 1 (845) 883 7351  
 Fax: 1 (845) 8835077  
 e-mail: ron@stanleyorchards.com  
 Contact: Ron Cohn

2044 Route 32 Suite 6  
 Modena, N.Y. 12548  
 U.S.A.



### Main Species Detail

Season 2008/2009 (Tons)

EXPORTER		APPLE	PEAR	CHERRY	GRAPE	TOTAL TONS			TOTAL TH.CASES		
						2008-09	2007-08	2006-07	2008-09	2007-08	2006-07
Maona Trading S.A., Exportadora		1,382.5	195.8	19.0		1,597.4	1,942.9		91.1	108.8	
Rucarav S.A., Exportadora v Servicios		1,217.1	375.4			1,592.5	1,947.9	3,584.7	78.8	117.9	203.6
San Fernando S.A., Frutera (Frusan)		811.4	89.6	34.9		935.9	1,570.2	1,782.9	56.9	93.4	99.1
C v D Internacional S.A.		835.0				835.0	959.6	1,972.3	45.4	54.0	110.2
Greenvic Comercial S.A.		446.5	51.3			497.7	1,117.4	1,176.2	26.9	61.2	65.4
Frutifor Ltda., Exp.		297.3	115.2			412.5			21.1		
Frutasol Chile S.A., Exportadora		148.4	46.6			195.0	371.1	46.1	10.6	19.3	2.6
APF Export S.A.		170.5				170.5			9.4		
Others		630.2	60.2	174.8		865.3	402.8	1,017.5	73.2	41.2	64.3
<b>TOTAL TONS</b>	2008-09	5,938.9	934.1	228.7		7,101.8					
<b>TOTAL TONS</b>	2007-08	6,816.1	1,193.7	160.3	141.7		8,311.9				
<b>TOTAL TONS</b>	2006-07	8,517.9	1,039.1	22.6				9,579.6			
<b>TOTAL TH.CASES</b>	2008-09	315.9	51.9	45.7					413.5		
<b>TOTAL TH.CASES</b>	2007-08	379.1	67.3	32.1	17.3					495.7	
<b>TOTAL TH.CASES</b>	2006-07	480.3	60.4	4.5							545.2

### Main Varieties Detail

Season 2008/2009 (Tons)

EXPORTER	APPLE	APPLE	APPLE	APPLE	PEAR	APPLE	PEAR	CHERRY	APPLE	APPLE	APPLE	APPLE	APPLE	
	RY. GALA	FUJI	GRANNIES	C. PINK	BOSC	BRAEBURN	PACKHAMS	BING	PINK L.	JONAGOLD	FUJI PREVA.	FUJI RO.	NOT DEF	BROOKFLO
Maona Trading S.A., Exportadora	221.6	201.4	567.7	239.7	126.7	152.0	69.1	19.0						
Rucarav S.A., Exportadora v Servicios	562.9	150.9	389.4	64.6	241.9	28.7	133.5		20.6					
San Fernando S.A., Frutera (Frusan)	304.1	229.7	8.1	55.4	57.3	87.0	32.3	34.9		98.3		28.8		
C v D Internacional S.A.	372.9	143.0	126.4	41.9		20.4			130.6					
Greenvic Comercial S.A.	85.6	97.4	21.1	170.6	51.3				42.3		29.3			
Frutifor Ltda., Exp.		290.8			115.2	6.5								
Frutasol Chile S.A., Exportadora		41.4			46.6	85.6				21.4				
Others	1,648.1	1,055.3	579.3	632.6	558.4	228.2	165.7	192.1	193.5	119.7	29.3	28.8	21.5	20.2

NORTH AMERICAN IMPORTERS





## Wescott Agri Products

Phone: 1 (507) 876 2891  
 Fax: 1 (507) 876 2820  
 e-mail: donroper@wescottorchard.com  
 Contact: Don Roper

[www.wescottorchard.com](http://www.wescottorchard.com)

28055 County Road 25  
 Elgin, MN55932  
 U.S.A.



### Main Species Detail

Season 2008/2009 (Tons)

EXPORTER	APPLE	KIWIS	PEAR	TOTAL TONS			TOTAL TH.CASES		
				2008-09	2007-08	2006-07	2008-09	2007-08	2006-07
Dole Chile S.A.	3,142.2	12.2		3,154.4	2,886.6	1,473.4	174.9	161.2	81.2
Greenvic Comercial S.A.	1,747.6			1,747.6	1,879.5	350.2	95.8	103.4	19.4
Conefrut S.A.	528.9			528.9	222.8		30.6	12.4	
San Fernando S.A., Frutera (Frusan)	479.9			479.9	1,199.8	623.6	26.6	66.6	34.5
Maona Trading S.A., Exportadora	103.7			103.7	96.0		5.9	5.6	
<b>TOTAL TONS</b>	<b>2008-09</b>	<b>6,002.3</b>		<b>6,014.5</b>					
<b>TOTAL TONS</b>	<b>2007-08</b>	<b>6,845.8</b>			<b>6,915.7</b>				
<b>TOTAL TONS</b>	<b>2006-07</b>	<b>2,775.1</b>				<b>2,845.0</b>			
<b>TOTAL TH.CASES</b>	<b>2008-09</b>	<b>333.1</b>	<b>0.7</b>				<b>333.8</b>		
<b>TOTAL TH.CASES</b>	<b>2007-08</b>	<b>380.9</b>		<b>3.8</b>				<b>384.7</b>	
<b>TOTAL TH.CASES</b>	<b>2006-07</b>	<b>153.1</b>		<b>3.8</b>					<b>156.9</b>

### Main Varieties Detail

Season 2008/2009 (Tons)

EXPORTER	APPLE		APPLE		APPLE		APPLE		KIWIS		APPLE		PEAR		APPLE	
	C. PINK	RY. GALA	BRAEBURN	GRANNIES	FUJI	PINK L.	JONAGOLD	NOT DEF.	HAYWARD	FUJI PREM.	BOSC	C. RED	PACKHAMS	S. DOWN.		
Dole Chile S.A.	689.8	757.1	869.4	614.6	190.7	20.6				12.2						
Greenvic Comercial S.A.	817.6	449.4		160.5	246.5	65.4					8.1					
Conefrut S.A.	172.0	148.2	164.3	2.0					42.3							
San Fernando S.A., Frutera (Frusan)	83.4	105.8	126.6	83.3			80.7									
Maona Trading S.A., Exportadora	82.3			21.4												

## Mission Produce, Inc.

Phone: 1 (805) 981 3650  
 Fax: 1 (805) 981 3661  
 e-mail: jdonovan@missionpro.com  
 Contact: Jim Donovan

[www.missionpro.com](http://www.missionpro.com)

2500 E Vineyard Ave Suite 300  
 Oxnard, CA 93036  
 U.S.A.



### Main Species Detail


Season 2008/2009 (Tons)

EXPORTER	AVOCADO	TOTAL TONS			TOTAL TH.CASES		
		2008-09	2007-08	2006-07	2008-09	2007-08	2006-07
Propal S.A., Exportadora	3,131.6	3,131.6	3,524.4	4,661.0	273.3	318.7	446.5
Cabifrut S.A.	1,323.8	1,323.8	1,411.8	1,555.0	116.6	124.8	142.0
Santa Cruz S.A., Exportadora	667.5	667.5	1,554.5	3,596.0	59.4	141.5	324.3
Soc. Agric. Comercial Ltda. (Agricom)	104.5	104.5	925.9	1,553.3	9.5	82.2	137.8
<b>TOTAL TONS</b>	<b>2008-09</b>	<b>5,227.4</b>	<b>5,227.4</b>				
<b>TOTAL TONS</b>	<b>2007-08</b>	<b>7,416.5</b>	<b>7,416.5</b>				
<b>TOTAL TONS</b>	<b>2006-07</b>	<b>11,365</b>		<b>11,365</b>			
<b>TOTAL TH.CASES</b>	<b>2008-09</b>	<b>458.8</b>			<b>458.8</b>		
<b>TOTAL TH.CASES</b>	<b>2007-08</b>	<b>667.2</b>				<b>667.2</b>	
<b>TOTAL TH.CASES</b>	<b>2006-07</b>	<b>1,050.6</b>					<b>1,050.6</b>

### Main Varieties Detail

Season 2008/2009 (Tons)

EXPORTER	AVOCADO	HASS
Propal S.A., Exportadora	3,131.6	
Cabifrut S.A.	1,323.8	
Santa Cruz S.A., Exportadora	667.5	
Soc. Agric. Comercial Ltda. (Agricom)	104.5	



[www.fpdfruit.com](http://www.fpdfruit.com)  
1065 E. Walnut St., Suite A  
Carson, CA 90746 - 1378  
U.S.A.

F.P.D., Inc  
Phone: 1 (310) 884 3000  
Fax: 1 (310) 884 3232  
e-mail: [jp@fpdfruit.com](mailto:jp@fpdfruit.com)  
Contact: Erny Colton

### Main Species Detail

Season 2008/2009 (Tons)

EXPORTER	PEACH	NECTARIN	CHERRY	PLUM	APRICOT	PLUMCOT	ORANGE	APPLE	TOTAL TONS			TOTAL TH.CASES		
									2008-09	2007-08	2006-07	2008-09	2007-08	2006-07
Aconcaqua Ltda. Exp. (Aconex)	1,225.6	835.4	134.0	385.2	58.8		43.2		2,682.2	3,361.0	2,261.1	258.1	318.0	222.9
Copefrut S.A.	136.5	85.2	547.9	100.6					870.2	968.4	770.4	151.5	170.8	125.2
C y D Internacional S.A.	240.0	415.7	71.6	29.2				40.7	850.8	1,345.7	1,114.2	109.8	174.8	146.4
Vap Export Chile Ltda			71.5						71.5	48.2	55.5	14.3	9.6	11.0
Prima Arotradina S.A.	25.3	27.2		5.8					58.3	1.9		5.0	0.4	
Rancaqua, Cia. Exp. Ltda.			34.0						34.0			6.8		
San Luis de Yáquil S. A.(Johnsonfruit)			15.4						15.4			3.0		
David del Curto S.A.			5.4						5.4	1.4		1.1	0.3	
Others		5.0	4.2						9.1	170.0	650.4	1.2	17.5	71.9
<b>TOTAL TONS</b>	<b>2008-09</b>	<b>1,627.4</b>	<b>1,368.6</b>	<b>884.0</b>	<b>520.8</b>	<b>58.8</b>	<b>53.4</b>	<b>43.2</b>	<b>40.7</b>	<b>4,596.9</b>				
<b>TOTAL TONS</b>	<b>2007-08</b>	<b>1,929.2</b>	<b>2,153.5</b>	<b>1,039.1</b>	<b>482.3</b>	<b>73.0</b>	<b>93.4</b>	<b>21.6</b>	<b>77.9</b>	<b>5,896.6</b>				
<b>TOTAL TONS</b>	<b>2006-07</b>	<b>1,672.3</b>	<b>1,546.0</b>	<b>663.5</b>	<b>713.1</b>	<b>51.7</b>	<b>143.4</b>		<b>58.8</b>		<b>4,851.5</b>			
<b>TOTAL TH.CASES</b>	<b>2008-09</b>	<b>154.3</b>	<b>138.4</b>	<b>175.9</b>	<b>60.0</b>	<b>9.8</b>	<b>7.6</b>	<b>2.9</b>	<b>2.1</b>			<b>550.9</b>		
<b>TOTAL TH.CASES</b>	<b>2007-08</b>	<b>177.0</b>	<b>213.4</b>	<b>206.3</b>	<b>57.7</b>	<b>12.2</b>	<b>13.3</b>	<b>1.4</b>	<b>4.1</b>				<b>691.5</b>	
<b>TOTAL TH.CASES</b>	<b>2006-07</b>	<b>165.7</b>	<b>159.4</b>	<b>132.6</b>	<b>86.0</b>	<b>8.7</b>	<b>20.4</b>		<b>3.1</b>					<b>577.5</b>

### Main Varieties Detail

Season 2008/2009 (Tons)

EXPORTER	CHERRY		PEACH		NECTARIN		PEACH		PEACH		PLUM		CHERRY		PLUM		NECTARIN		PEACH		NECTARIN	
	BING	SW. SPT.	NOT DEF	AUG. RED	NOT DEF	RICH LADY	EL. LADY	ZEE LADY	NOT DEF	NOT DEF	FRIAR	SM. DIAM.	SPT. SUN	SM. BR.								
Aconcaqua Ltda. Exp. (Aconex)	134.0	202.5	114.5	142.8	62.1	118.7	140.9	127.5	20.2		86.5	81.8	71.8	61.5								
Copefrut S.A.	495.1		136.5		85.2				100.6	52.8												
C y D Internacional S.A.	21.4	40.4	6.0	74.9	28.2	24.1	1.7		2.4	8.6		1.7	9.3									
Vap Export Chile Ltda	22.6									14.2												
Prima Arotradina S.A.		18.4		6.1					3.1		2.0	3.7										
Rancaqua, Cia. Exp. Ltda.	13.0									17.6												
San Luis de Yáquil S. A.(Johnsonfruit)	13.9																					
Others	572.3	58.8	142.5	81.0	113.4	24.1	1.7		106.0	93.1	2.0	1.7	3.7									



[www.driscolls.com](http://www.driscolls.com)  
345 Westridge Drive  
Watsonville, CA 95076  
U.S.A.

Driscoll's Strawberry  
Phone: 1 (831) 763 3227  
Fax: 1 (831) 768 9406  
e-mail: [mario.flores@driscolls.com](mailto:mario.flores@driscolls.com)

### Main Species Detail

Season 2008/2009 (Tons)

EXPORTER	BLUEB	TOTAL TONS			TOTAL TH.CASES		
		2008-09	2007-08	2006-07	2008-09	2007-08	2006-07
Driscoll's de Chile S.A.	4,556.4	4,556.4	3,919.7	2,452.0	1,832.2	1,938.4	1,450.8
<b>TOTAL TONS</b>	<b>2008-09</b>	<b>4,556.4</b>					
<b>TOTAL TONS</b>	<b>2007-08</b>	<b>3,921.0</b>	<b>3,921.0</b>				
<b>TOTAL TONS</b>	<b>2006-07</b>	<b>2,452.0</b>		<b>2,452.0</b>			
<b>TOTAL TH.CASES</b>	<b>2008-09</b>	<b>1,832.2</b>			<b>1,832.2</b>		
<b>TOTAL TH.CASES</b>	<b>2007-08</b>	<b>1,939.3</b>				<b>1,939.3</b>	
<b>TOTAL TH.CASES</b>	<b>2006-07</b>	<b>1,450.8</b>					<b>1,450.8</b>

### Main Varieties Detail

Season 2008/2009 (Tons)

EXPORTER	BLUEB	BLUEB	BLUEB	BLUEB	BLUEB	BLUEB
	NOT DEF	ONEIL	HIGHBUSH	ELLIOT	BRIGHTNW.	BURLINGT.
Driscoll's de Chile S.A.	3,957.5	351.1	208.1	34.8	4.9	







**www.cataniaworldwide.com**  
 4705 N.Sonora Ave., Suite 101  
 Fresno, CA 93722-3947  
 U.S.A.

**Stellar Distributing, Inc.**  
 Phone: 1 (559) 275 8400  
 Fax: 1 (559) 275 7594  
 e-mail: casey@cataniaworldwide.com  
 Contact: Kurt Cappelutti

### Main Species Detail

Season 2008/2009 (Tons)

EXPORTER		KIWIS	LEMON	GRAPE	LOQUAT	TOTAL TONS			TOTAL TH.CASES		
						2008-09	2007-08	2006-07	2008-09	2007-08	2006-07
Copefrut S.A.		1,565.2				1,565.2	1,164.7	1,835.5	152.6	116.5	183.6
Catania Chile S.A.		1,080.4				1,080.4	517.0	523.2	108.1	51.7	48.5
Subsole S.A., Exportadora		934.6				934.6	429.6	1,084.0	93.5	43.0	109.8
Propal S.A., Exportadora		280.1				280.1	546.2	377.8	30.9	57.0	39.2
Río Blanco Ltda. Exportadora		269.1				269.1		74.3	26.6		4.3
AMS Family S.A., Comercial		45.7				45.7			4.5		
<b>TOTAL TONS</b>	<b>2008-09</b>	<b>4,175.0</b>				<b>4,175.0</b>					
<b>TOTAL TONS</b>	<b>2007-08</b>	<b>3,036.6</b>	<b>74.3</b>	<b>33.1</b>			<b>3,143.9</b>				
<b>TOTAL TONS</b>	<b>2006-07</b>	<b>4,084.7</b>	<b>173.1</b>		<b>1.6</b>			<b>4,259.3</b>			
<b>TOTAL TH.CASES</b>	<b>2008-09</b>	<b>416.2</b>							<b>416.2</b>		
<b>TOTAL TH.CASES</b>	<b>2007-08</b>	<b>306.1</b>	<b>4.3</b>	<b>4.0</b>						<b>314.5</b>	
<b>TOTAL TH.CASES</b>	<b>2006-07</b>	<b>411.3</b>	<b>10.1</b>		<b>0.5</b>						<b>421.9</b>

### Main Varieties Detail

Season 2008/2009 (Tons)

EXPORTER	KIWIS	KIWIS	LEMON	GRAPE	LEMON	LOQUAT
	HAYWARD	NOT DEF	GENOVA	THOMPSON	BUREKA	G. NUGGET
Copefrut S.A.	1,190.2	375.0				
Catania Chile S.A.	1,080.4					
Subsole S.A., Exportadora	934.6					
Propal S.A., Exportadora	280.1					
Río Blanco Ltda. Exportadora	269.1					
AMS Family S.A., Comercial	45.7					



**www.sealdsweet.com**  
 P.O. Box 690152  
 Vero Beach, FL 32969-0152  
 U.S.A.

**Seald Sweet LLC**  
 Phone: 1 (772) 569 2244  
 Fax: 1 (772) 56 29038  
 e-mail: info@sealdsweet.com  
 Contact: Mayda Sotomayor

### Main Species Detail

Season 2008/2009 (Tons)

EXPORTER	GRAPE	CLEMINT	LEMON	MAND.	ORANGE	APPLE	PLUM	NECTARIN	TOTAL TONS			TOTAL TH.CASES		
									2008-09	2007-08	2006-07	2008-09	2007-08	2006-07
Arcotradino Ltda	856.5								856.5			104.4		
Subsole S.A., Exportadora		434.2		317.8	96.0				848.0	844.0	355.2	54.2	59.2	64.9
San Fernando S.A., Frutera (Frusan)	371.1					80.9	73.5		525.5			59.6		
Raimadu S.A.		259.0		83.9					342.9	217.4		22.9	14.5	
Verfrut S.A., Sociedad Exportadora	292.2								292.2			35.6		
Valle Central Ltda. Asesorías		12.9	256.4						269.2			17.8		
Exportadora M 5 S.A.			148.6						148.6	49.5		8.6	2.9	
Prohens S. Rafael v Cia. Ltda.	132.3								132.3			16.1		
Others	307.0	62.5	74.3		67.2			47.3	575.3	1,250.6	3,836.8	63.1	73.9	385.0
<b>TOTAL TONS</b>	<b>2008-09</b>	<b>1,959.1</b>	<b>768.6</b>	<b>479.3</b>	<b>401.7</b>	<b>163.2</b>	<b>80.9</b>	<b>73.5</b>	<b>47.3</b>	<b>3,990.5</b>				
<b>TOTAL TONS</b>	<b>2007-08</b>		<b>1,004.7</b>	<b>1,258.4</b>	<b>77.6</b>						<b>2,361.5</b>			
<b>TOTAL TONS</b>	<b>2006-07</b>		<b>1,382.6</b>	<b>2,654.8</b>	<b>132.2</b>							<b>4,192.0</b>		
<b>TOTAL TH.CASES</b>	<b>2008-09</b>	<b>238.9</b>	<b>55.9</b>	<b>27.9</b>	<b>26.3</b>	<b>10.9</b>	<b>4.5</b>	<b>9.9</b>	<b>6.1</b>			<b>382.4</b>		
<b>TOTAL TH.CASES</b>	<b>2007-08</b>		<b>69.8</b>	<b>73.3</b>	<b>5.3</b>								<b>150.5</b>	
<b>TOTAL TH.CASES</b>	<b>2006-07</b>		<b>260.9</b>	<b>154.1</b>	<b>32.8</b>									<b>450.0</b>

### Main Varieties Detail

Season 2008/2009 (Tons)

EXPORTER	CLEMINT	GRAPE	LEMON	GRAPE	GRAPE	GRAPE	MAND.	GRAPE	MAND.	ORANGE	GRAPE	ORANGE	PLUM	APPLE
	CLEMENUL	CRIMSON	GENOVA	THOMPSON	SUGRAONE	FLAME SCL	NOT DEF	R. GLOBE	NE	NAVELS	BLACK SCL	LANE LATE	LARRY ANN	GRANNIES
Arcotradino Ltda		284.8		142.5	241.3	124.4		63.6						
Subsole S.A., Exportadora	420.7						317.8			72.0				
San Fernando S.A., Frutera (Frusan)		124.6		105.1	79.3	15.7		16.8					37.9	37.7
Raimadu S.A.	259.0						3.2		73.4					
Verfrut S.A., Sociedad Exportadora		51.7		132.1	13.9	15.7		78.7						
Valle Central Ltda. Asesorías	10.1		247.1											
Exportadora M 5 S.A.			148.6											
Others	752.3	203.8	470.0	290.8	145.2	251.9	320.9	95.5	73.4	72.0	44.9	44.6	37.9	37.7



**Delfrutti**  
 Phone: 1 (514) 334-4334  
 Fax: 1 (514) 334-4224  
 e-mail: antoine@delfrutti.com  
 Contact: Antoine Chahroui

**www.delfrutti.com**  
 419 Lebeau Blvd., St. Laurent  
 Quebec, H4N 1S2  
 Canada



### Main Species Detail

Season 2008/2009 (Tons)

EXPORTER		APPLE	PEAR	KIWIS	GRAPE	NECTARIN	PEACH	CHERRY	CLEMENT	TOTAL TONS			TOTAL TH.CASES			
										2008-09	2007-08	2006-07	2008-09	2007-08	2006-07	
Dole Chile S.A.		1,284.2	163.1	22.3	94.6	4.6	4.5	4.4			1,577.6	419.6		95.2	28.5	
Los Lirios S.A., Exportadora		877.1	46.3	160.5							1,083.9	784.3	447.5	66.8	44.1	24.6
Unifrutti Traders Ltda.		1,079.6									1,079.6	529.2	317.5	60.0	29.4	17.6
Meyer Ltda., Exportaciones		128.4									128.4	727.8	613.3	7.1	42.0	36.1
<b>TOTAL TONS</b>	<b>2008-09</b>	<b>3,369.2</b>	<b>209.4</b>	<b>182.8</b>	<b>94.6</b>	<b>4.6</b>	<b>4.5</b>	<b>4.4</b>			<b>3,869.5</b>					
<b>TOTAL TONS</b>	<b>2007-08</b>	<b>2,278.4</b>		<b>120.0</b>	<b>17.7</b>				<b>44.8</b>			<b>2,460.9</b>				
<b>TOTAL TONS</b>	<b>2006-07</b>	<b>3,055.2</b>			<b>35.4</b>								<b>3,090.6</b>			
<b>TOTAL TH.CASES</b>	<b>2008-09</b>	<b>185.8</b>	<b>11.5</b>	<b>18.3</b>	<b>11.5</b>	<b>0.5</b>	<b>0.5</b>	<b>0.9</b>						<b>229.1</b>		
<b>TOTAL TH.CASES</b>	<b>2007-08</b>	<b>125.3</b>		<b>12.0</b>	<b>2.2</b>				<b>4.5</b>						<b>143.9</b>	
<b>TOTAL TH.CASES</b>	<b>2006-07</b>	<b>168.1</b>			<b>4.3</b>											<b>172.4</b>

### Main Varieties Detail

Season 2008/2009 (Tons)

EXPORTER	APPLE		PEAR	KIWIS		GRAPE	GRAPE	GRAPE	APPLE	GRAPE	CHERRY	NECTARIN	PEACH	NECTARIN	PEACH
	RY. GALA	GRANNIES		BOSC	HAYWARD										
Dole Chile S.A.	599.3	684.9	163.1	22.3	45.8	22.4	20.9			5.5	4.4	2.8	1.9	1.8	1.7
Los Lirios S.A., Exportadora	815.6	42.8	46.3	160.5					18.6						
Unifrutti Traders Ltda.	1,016.1	63.5													
Meyer Ltda., Exportaciones	85.6	42.8													

### Giumarra VBM International, L.L.C.

Phone: 1 (213) 627 29900  
 e-mail: scrafton@giumarra.com  
 Contact: Linda Nett

**www.giumarra.com**

4100 Bandini Blvd  
 Vernon, CA 90023  
 U.S.A.



### Main Species Detail

Season 2008/2009 (Tons)

EXPORTER	BLUEB	RASPB	FIG	CHERRY	CHERYM	PERSIMON	B. KIWI	PEACH	TOTAL TONS			TOTAL TH.CASES				
									2008-09	2007-08	2006-07	2008-09	2007-08	2006-07		
Vital Berry Marketing S.A.	3,357.8	0.7	15.8	11.9							3,386.2	2,042.6	1,908.5	1,225.6	966.0	904.2
Soc. Agric. Comercial Ltda. (Agricom)	125.2										125.2	143.9	86.5	56.4	70.2	45.9
Larrain González Sociedad Comercial		11.1									11.1	3.0		4.6	1.5	
Soc.Com.Exo.Larrain G.Nilovcia		4.5									4.5	0.9		2.4	0.4	
Rosales Hnos v Cia Ltda Se. Aq.					3.4						3.4			0.8		
<b>TOTAL TONS</b>	<b>2008-09</b>	<b>3,483.0</b>	<b>16.4</b>	<b>15.8</b>	<b>11.9</b>	<b>3.4</b>					<b>3,530.4</b>					
<b>TOTAL TONS</b>	<b>2007-08</b>	<b>2,018.4</b>	<b>137.6</b>	<b>10.9</b>	<b>35.8</b>							<b>2,202.7</b>				
<b>TOTAL TONS</b>	<b>2006-07</b>	<b>1,501.7</b>	<b>452.7</b>		<b>16.0</b>	<b>5.2</b>	<b>16.4</b>	<b>5.2</b>	<b>0.9</b>				<b>1,998.0</b>			
<b>TOTAL TH.CASES</b>	<b>2008-09</b>	<b>1,276.2</b>	<b>7.3</b>	<b>2.9</b>	<b>2.5</b>	<b>0.8</b>								<b>1,289.7</b>		
<b>TOTAL TH.CASES</b>	<b>2007-08</b>	<b>969.7</b>	<b>67.5</b>	<b>2.0</b>	<b>7.2</b>										<b>1,046.4</b>	
<b>TOTAL TH.CASES</b>	<b>2006-07</b>	<b>728.1</b>	<b>211.3</b>		<b>3.2</b>	<b>1.2</b>	<b>5.5</b>	<b>1.3</b>	<b>0.6</b>							<b>951.1</b>

### Main Varieties Detail

Season 2008/2009 (Tons)

EXPORTER	BLUEB		RASPB	FIG	BLUEB	CHERRY	CHERYM	CHERRY	CHERRY					
	NOT DEF	HIGHBUSH								RASITEYE	BLUERAY	ONEIL	BERKELEY	HERITAGE
Vital Berry Marketing S.A.	2,408.4	751.8	65.1	56.5	33.6	23.2	0.7	15.8	14.0	11.4	5.3			0.4
Soc. Agric. Comercial Ltda. (Agricom)		125.0			0.2									
Larrain González Sociedad Comercial							11.1							
Soc.Com.Exo.Larrain G.Nilovcia							4.5							
Rosales Hnos y Cia Ltda Se. Aq.													3.4	





Sunny Valley Int., Inc.  
 Phone: 1 (856) 8810200  
 Fax: 1 (856) 8817232  
 e-mail: sales@sunnyint.com  
 Contact: Francisco Allende

[www.sunnyint.com](http://www.sunnyint.com)  
 800 Ellis Mill Road  
 Glassboro, NJ 08028  
 U.S.A.



### Main Species Detail

Season 2008/2009 (Tons)

EXPORTER	GRAPE	BLUEB	KIWIS	PEAR	AVOCADO	LEMON	APPLE	NASHI	TOTAL TONS			TOTAL TH.CASES		
									2008-09	2007-08	2006-07	2008-09	2007-08	2006-07
El Maitenal S.A., Aricola	1,242.3								1,242.3	596.7	720.1	151.5	72.8	87.8
South Pacific Tradina Ltda.		508.0							508.0	392.0	269.8	200.1	217.8	148.6
C v D Internacional S.A.	294.3	13.7							308.0	337.0	173.2	42.6	47.2	27.5
Unifrutti Traders Ltda.			211.2						211.2	193.6		19.2	17.6	
Ecoaustral Ltda.			152.9						157.3	1.8		16.0	0.2	
Prima Aarotradina S.A.		151.8							151.8	161.8	86.0	57.8	85.1	53.7
Lontue S.A., Dist. de Frutas (Lonfrut)				92.2			42.3		134.5	233.8	286.8	7.5	14.6	16.9
Aoricamex .Ltda		109.4						6.1	115.6	74.3	104.4	55.4	49.5	31.7
Others	127.5	173.7			86.0	74.3			461.6	645.5	847.2	125.7	126.0	177.7
<b>TOTAL TONS</b>	<b>2008-09</b>	<b>1,664.1</b>	<b>956.7</b>	<b>364.1</b>	<b>92.2</b>	<b>86.0</b>	<b>74.3</b>	<b>6.1</b>	<b>3,290.2</b>					
<b>TOTAL TONS</b>	<b>2007-08</b>	<b>1,246.1</b>	<b>749.2</b>	<b>193.6</b>	<b>138.2</b>	<b>62.7</b>	<b>123.8</b>	<b>84.7</b>		<b>2,636.5</b>				
<b>TOTAL TONS</b>	<b>2006-07</b>	<b>1,423.1</b>	<b>611.2</b>	<b>176.4</b>			<b>99.1</b>	<b>148.2</b>	<b>18.9</b>		<b>2,487.5</b>			
<b>TOTAL TH.CASES</b>	<b>2008-09</b>	<b>203.4</b>	<b>416.1</b>	<b>34.5</b>	<b>5.1</b>	<b>7.7</b>	<b>4.3</b>	<b>2.4</b>	<b>1.5</b>			<b>675.8</b>		
<b>TOTAL TH.CASES</b>	<b>2007-08</b>	<b>153.2</b>	<b>428.0</b>	<b>17.6</b>	<b>7.7</b>	<b>5.6</b>	<b>7.2</b>	<b>4.7</b>					<b>630.7</b>	
<b>TOTAL TH.CASES</b>	<b>2006-07</b>	<b>173.7</b>	<b>339.6</b>		<b>9.7</b>		<b>5.8</b>	<b>8.2</b>	<b>4.7</b>					<b>543.9</b>

### Main Varieties Detail

Season 2008/2009 (Tons)

EXPORTER	BLUEB	GRAPE	GRAPE	KIWIS	GRAPE	GRAPE	PEAR	AVOCADO	BLUEB	GRAPE	LEMON	APPLE	APPLE	APPLE	GRAPE
	NOT DEF	THOMPSON	FLAME SDL	HAYWARD	CRIMSON	SUGRAONE	BOSC	HASS	HIGHBUSH	AUT. RY.	GENOVA	RY. GALA	GRANNIES	RUBY SDL	
El Maitenal S.A., Aricola		407.0	487.8		216.1	59.4				72.0					
South Pacific Tradina Ltda.	486.6								21.4						
C v D Internacional S.A.	13.7	194.3			34.6	65.3									
Unifrutti Traders Ltda.				211.2											
Ecoaustral Ltda.				152.9											
Prima Aarotradina S.A.	123.1								3.5						
Lontue S.A., Dist. de Frutas (Lonfrut)							92.2					21.2	21.2		
Others	843.5	194.3	70.5	364.1	66.1	65.3	92.2	86.0	83.3	8.3	74.3	21.2	21.2	17.3	

### Kingsburg Orchards

Phone: 1 (559) 897 2986  
 Fax: 1 (559) 897 5132  
 e-mail: bobmaxwell@kingsburgorchards.com  
 Contact: Bob Maxwell

[www.kingsburgorchards.com](http://www.kingsburgorchards.com)  
 10363 E. Davis Ave.  
 Kingsburg, CA 93631  
 U.S.A.



### Main Species Detail

Season 2008/2009 (Tons)

EXPORTER	NECTARIN	PEACH	PLUMCOT	PLUM	NASHI	CHERRY	APRICOT	TOTAL TONS			TOTAL TH.CASES		
								2008-09	2007-08	2006-07	2008-09	2007-08	2006-07
C v D Internacional S.A.	1,257.9	1,014.5	1,002.7	11.3				3,286.3	3,701.0	3,462.8	427.1	481.8	451.1
<b>TOTAL TONS</b>	<b>2008-09</b>	<b>1,257.9</b>	<b>1,014.5</b>	<b>1,002.7</b>	<b>11.3</b>			<b>3,286.3</b>					
<b>TOTAL TONS</b>	<b>2007-08</b>	<b>2,058.7</b>	<b>1,027.3</b>	<b>932.2</b>	<b>19.9</b>	<b>1,216.8</b>	<b>5.3</b>		<b>5,260.1</b>				
<b>TOTAL TONS</b>	<b>2006-07</b>	<b>1,951.3</b>	<b>1,638.1</b>	<b>1,029.8</b>	<b>129.8</b>	<b>1,331.1</b>		<b>20.7</b>		<b>6,100.7</b>			
<b>TOTAL TH.CASES</b>	<b>2008-09</b>	<b>154.4</b>	<b>140.8</b>	<b>130.3</b>	<b>1.6</b>						<b>427.1</b>		
<b>TOTAL TH.CASES</b>	<b>2007-08</b>	<b>256.5</b>	<b>139.3</b>	<b>124.8</b>	<b>1.8</b>	<b>288.5</b>	<b>1.1</b>					<b>812.0</b>	
<b>TOTAL TH.CASES</b>	<b>2006-07</b>	<b>235.9</b>	<b>214.7</b>	<b>136.4</b>	<b>17.7</b>	<b>308.7</b>		<b>3.0</b>					<b>916.3</b>

### Main Varieties Detail

Season 2008/2009 (Tons)

EXPORTER	PLUMCOT	PLUMCOT	PEACH	NECTARIN	NECTARIN	NECTARIN	NECTARIN	PEACH	NECTARIN	PEACH	PEACH	PEACH	NECTARIN	NECTARIN
	FLV. FALL	DAP. DANDY	SNOW K.	AU. PEARL	NOT DEF	C. WHITE	F. PEARL	SN. GIANT	BR. PEARL	I. PRINGS.	AUG. PRIN.	SPT. SNOW	SUP. AUG.	ART. PRIDE
C v D Internacional S.A.	418.5	400.4	198.4	195.7	167.3	125.4	121.4	116.7	112.8	110.6	102.8	94.8	88.2	84.6



840 North Reading Road P.O. Box 494  
Ephrata, PA 17522  
U.S.A.

Earth Source Trading Inc.  
Phone: 1 (877) 321 8200  
Fax: 1 (717) 721 2589

### Main Species Detail

Season 2008/2009 (Tons)

EXPORTER	LEMON	GRAPE	APPLE	BLUEB	CHERRY	TOTAL TONS		TOTAL TH.CASES	
						2008-09	2007-08	2008-09	2007-08
Soc. Agric. Comercial Ltda. (Aaricom)	2,575.9	353.3		4.9		2,934.0	2,071.1	194.7	137.0
Tío Plaza Ltda., Aaricola		175.7				175.7		21.4	
Fresh Land Chile S.A.		107.6	62.7			170.3	277.2	16.4	56.0
<b>TOTAL TONS</b>	2008-09	2,575.9	636.6	62.7	4.9	3,280.1			
<b>TOTAL TONS</b>	2007-08	1,907.1	341.6	35.4	55.1	9.1	2,348.3		
<b>TOTAL TH.CASES</b>	2008-09	149.8	77.5	3.4	1.8			232.5	
<b>TOTAL TH.CASES</b>	2007-08	110.9	41.7	1.9	36.8	1.8			193.0

### Main Varieties Detail

Season 2008/2009 (Tons)

EXPORTER	LEMON	GRAPE	GRAPE	GRAPE	GRAPE	APPLE	GRAPE	GRAPE	GRAPE	APPLE	BLUEB	GRAPE	BLUEB	BLUEB
Soc. Agric. Comercial Ltda. (Aaricom)	2,575.9	79.5	77.9	86.6	32.9			36.2	12.6	26.0		4.9	1.6	
Tío Plaza Ltda., Aaricola		48.8	50.2	14.2	46.7				15.7					
Fresh Land Chile S.A.		31.5	16.2	28.3	31.5	40.5				22.2				



[www.sunnyridge.com](http://www.sunnyridge.com)  
1900 5th St. NW  
Winter Haven, FL 33881  
U.S.A.

SunnyRidge Berry Farm, Inc  
Phone: 1 (863) 294 8856  
Fax: 1 (863) 595 4095  
e-mail: [berries@sunnyridge.com](mailto:berries@sunnyridge.com)  
Contact: Keith Mixon

### Main Species Detail

Season 2008/2009 (Tons)

EXPORTER	BLUEB	RASPB	CHERRY	TOTAL TONS			TOTAL TH.CASES		
				2008-09	2007-08	2006-07	2008-09	2007-08	2006-07
Aroberries Ltda.	1,429.0			1,429.0	930.6	1,031.1	545.3	414.7	466.0
Valle Maule S.A.	1,412.8	4.5		1,417.3	975.6	392.3	442.3	579.1	251.7
Alimentos Naturales Vitafoods S.A.	204.8			204.8	66.0	78.8	102.4	44.0	52.4
Launa El Dial	62.8			62.8			30.8		
Natural Choice		53.3		53.3			26.0		
<b>TOTAL TONS</b>	2008-09	3,109.4	57.8	3,167.2					
<b>TOTAL TONS</b>	2007-08	1,876.1	115.1	1,991.2					
<b>TOTAL TONS</b>	2006-07	1,288.8	215.9	0.09	1,504.9				
<b>TOTAL TH.CASES</b>	2008-09	1,118.5	28.2				1,146.7		
<b>TOTAL TH.CASES</b>	2007-08	986.0	57.5					1,043.5	
<b>TOTAL TH.CASES</b>	2006-07	663.9	107.9	0.04					771.9

### Main Varieties Detail

Season 2008/2009 (Tons)

EXPORTER	BLUEB	BLUEB	BLUEB	BLUEB	BLUEB	RASPB	BLUEB	BLUEB	BLUEB	BLUEB	CHERRY
Aroberries Ltda.	1,059.6	220.7	104.0	34.3				10.3			
Valle Maule S.A.	1,308.8	52.6		51.4		4.5					
Alimentos Naturales Vitafoods S.A.	144.3				60.5						
Launa El Dial	17.1		45.7								
Natural Choice						53.3					



## Berry Fresh Produce LLC

Phone: 1 (310) 637 2401  
 Fax: 1 (310) 637 2417  
 e-mail: jose@berryfresh.com  
 Contact: José Paredes

<http://berryfresh.com>

19640 Rancho Way  
 Dominguez Hills, CA 90220  
 U.S.A.



### Main Species Detail

Season 2008/2009 (Tons)

EXPORTER	BLUEB	CURRANT	TONS		TH.CASES	
			2008-09	2008-09	2008-09	2008-09
Aroberries Ltda.	3,105.6		3,105.6		1,016.1	
Comercial Fruticola S.A.		11.1		11.1		5.5
<b>TOTAL TONS</b>	<b>2008-09</b>	<b>3,105.6</b>	<b>11.1</b>	<b>3,116.7</b>		
<b>TOTAL TH.CASES</b>	<b>2008-09</b>	<b>1,016.1</b>	<b>5.5</b>		<b>1,021.6</b>	

### Main Varieties Detail

Season 2008/2009 (Tons)

EXPORTER	BLUEB	BLUEB	BLUEB	BLUEB	BLUEB	BLUEB	BLUEB	BLUEB	CURRANT
	NOT DEF	ONEIL	BRIGHTHW.	HIGHBUSH	RASITVEY	BL. CROP	BLUERAV	NOT DEF	
Aroberries Ltda.	2,260.0	369.5	275.7	139.3	25.2	21.0	14.9		
Comercial Fruticola S.A.									11.1

## CF Fresh

Phone: 1 (360) 855 0566  
 Fax: 1 (360) 855 2430  
 e-mail: luis@cffresh.com  
 Contact: Luis Acuña

[www.cffresh.com](http://www.cffresh.com)

922 3rd Street, P.O. Box 665  
 Sedro Woolley, WA. 98284  
 U.S.A.



### Main Species Detail

Season 2008/2009 (Tons)

EXPORTER	APPLE	TOTAL TONS			TOTAL TH.CASES		
		2008-09	2007-08	2006-07	2008-09	2007-08	2006-07
Greenvic Comercial S.A.	1,977.7	1,977.7	3,054.1	4,120.2	108.4	167.5	226.1
Santa Isabel De Cato Ltda.	783.2	783.2	1,231.7	1,315.5	43.0	67.7	72.3
Casablanca Organics	342.4	342.4	641.0		19.6	38.2	
<b>TOTAL TONS</b>	<b>2008-09</b>	<b>3,103.4</b>	<b>3,103.4</b>				
<b>TOTAL TONS</b>	<b>2007-08</b>	<b>4,926.8</b>	<b>4,926.8</b>				
<b>TOTAL TONS</b>	<b>2006-07</b>	<b>5,574.5</b>	<b>5,574.5</b>				
<b>TOTAL TH.CASES</b>	<b>2008-09</b>	<b>171.0</b>			<b>171.0</b>		
<b>TOTAL TH.CASES</b>	<b>2007-08</b>	<b>273.4</b>			<b>273.4</b>		
<b>TOTAL TH.CASES</b>	<b>2006-07</b>	<b>306.1</b>				<b>306.1</b>	

### Main Varieties Detail

Season 2008/2009 (Tons)

EXPORTER	APPLE	APPLE	APPLE	APPLE	APPLE	APPLE	APPLE	APPLE	APPLE	APPLE	APPLE	APPLE	APPLE
	NOT DEF	RY. GALA	PINK L.	GRANNIES	FUJI	BRAEBURN	FUJI PREM.	C. PINK	GOLDEN	JONAGOLD	GOLDEN D.	RICH. D.	RED FUJI
Greenvic Comercial S.A.	84.7	420.1	449.1	371.9	313.8	84.0	98.7	97.7	28.3	27.5	2.0		
Santa Isabel De Cato Ltda.	698.6				40.9	43.7							
Casablanca Organics		342.4											



[www.sun-belle.com](http://www.sun-belle.com)

4545 James Place  
Melrose Park, IL 60160  
U.S.A.

Sun Belle, Inc.

Phone: 1 (708) 343 4545  
Fax: 1 (708) 343 6611  
e-mail: [janice@sun-belle.com](mailto:janice@sun-belle.com)  
Contact: Janice Honigberg

### Main Species Detail

Season 2008/2009 (Tons)

EXPORTER	BLUEB	RASPB	CURRANT	TOTAL TONS			TOTAL TH.CASES		
				2008-09	2007-08	2006-07	2008-09	2007-08	2006-07
Sun Belle Berries S.A.	2,931.8	147.6	18.7	3,098.1	2,387.8	2,091.7	1,173.9	1,133.4	1,014.8
TOTAL TONS	2008-09	2,931.8	147.6	18.7	3,098.1				
TOTAL TONS	2007-08	2,023.2	342.3	23.6		2,389.0			
TOTAL TONS	2006-07	1,419.1	649.7	22.8			2,091.7		
TOTAL TH.CASES	2008-09	1,092.3	72.2	9.3			1,173.9		
TOTAL TH.CASES	2007-08	959.4	163.1	11.6				1,134.0	
TOTAL TH.CASES	2006-07	711.6	292.6	10.6					1,014.8

### Main Varieties Detail

Season 2008/2009 (Tons)

EXPORTER	BLUEB	BLUEB	RASPB	BLUEB	CURRANT	BLUEB	BLUEB	BLUEB	BLUEB	RASPB
	NOT DEF	ONEIL	HERITAGE	HIGHBUSH	NOT DEF	BL. CROP	COVILLE	ELLIOT	BRIGHTW.	GL. GLOBE
Sun Belle Berries S.A.	2,133.6	692.9	147.6	92.4	18.7	12.8	0.006			



[www.wespak.com](http://www.wespak.com)

4572 Ave 400  
Dinuba, CA 93618  
U.S.A.

Wes Pak Sales, Inc.

Phone: 1 (559) 897 7700  
Fax: 1 (559) 897 7500  
e-mail: [rod@w.pemail.com](mailto:rod@w.pemail.com)  
Contact: Rod Rosales

### Main Species Detail

Season 2008/2009 (Tons)

EXPORTER	AVOCADO	NECTARIN	PEACH	PLUM	CHERRY	PLUMCOT	GRAPE	APRICOT	TOTAL TONS			TOTAL TH.CASES		
									2008-09	2007-08	2006-07	2008-09	2007-08	2006-07
Propal S.A., Exportadora	1,049.7								1,049.7	1,060.2		92.4	96.6	
Cabilfrut S.A.	730.3								730.3	750.9	19.7	63.8	65.8	1.8
San Fco. Lo Garces, Soc. Ltda.		277.6	114.9	72.9	69.5	66.9			601.8	615.9	1,033.1	75.8	74.0	123.1
Geofrut S.A.		114.5	134.0	122.9			11.0	9.8	392.1	537.3	369.7	48.4	65.4	45.4
Greenvic Comercial S.A.	214.4								214.4	279.6		19.1	25.0	
TOTAL TONS	2008-09	1,994.5	392.1	248.8	195.7	69.5	66.9	11.0	9.8	2,988.4				
TOTAL TONS	2007-08	2,090.6	470.6	357.8	282.5	18.0	18.8	5.5			3,243.7			
TOTAL TONS	2006-07	19.7	649.1	634.5	347.6		9.2					1,660.1		
TOTAL TH.CASES	2008-09	175.3	45.3	29.2	24.5	13.9	8.3	1.3	1.6			299.5		
TOTAL TH.CASES	2007-08	187.4	56.4	42.3	34.6	3.1	2.3	0.7					326.7	
TOTAL TH.CASES	2006-07	1.8	77.6	75.6	42.4		1.3							198.7

### Main Varieties Detail

Season 2008/2009 (Tons)

EXPORTER	AVOCADO	NECTARIN	PEACH	PEACH	CHERRY	NECTARIN	NECTARIN	PLUM	PLUMCOT	NECTARIN	PLUM	PEACH	PEACH	PEACH
	HASS	AUG. RED	RICH LADY	RY. GLORY	BING	JULY RED	R. GLEND	ANGELENO	DAP. DANDY	RED JIM	LARRY ANN	EL. LADY	WH. LADY	ZEE LADY
Propal S.A., Exportadora	1,028.2													
Cabilfrut S.A.	730.3													
San Fco. Lo Garces, Soc. Ltda.		24.8	16.6	24.8	57.6	54.0	49.2	33.4	43.0	36.8		29.8	27.7	10.5
Geofrut S.A.		40.3	45.6	33.9		0.3	1.2	14.0		2.1	37.5	7.5	7.6	23.8
Greenvic Comercial S.A.	214.4													



## Sage Fruit Company

Phone: 1 (509) 4941977  
 Fax: 1 (509) 4572113  
 e-mail: stever@sagefruit.com  
 Contact: Steve Reisenauer

[www.sagefruit.com](http://www.sagefruit.com)

180 Iron Horse Court  
 Yakima, WA 98901  
 U.S.A.



## Main Species Detail

Season 2008/2009 (Tons)

EXPORTER	APPLE	PEAR	TOTAL TONS			TOTAL TH.CASES		
			2008-09	2007-08	2006-07	2008-09	2007-08	2006-07
San Fernando S.A., Frutera (Frusan)	1,582.5		1,582.5	1,844.3	1,480.1	87.8	102.7	81.9
Dole Chile S.A.	1,069.1	69.9	1,139.0	535.4		63.2	29.5	
Greenvic Comercial S.A.	127.7		127.7	63.4		7.1	3.5	
Novafrix S.A.	84.2		84.2			4.7		
Conefrut S.A.	21.2		21.2			1.2		
<b>TOTAL TONS</b>	<b>2008-09</b>	<b>2,884.6</b>	<b>69.9</b>	<b>2,954.5</b>				
<b>TOTAL TONS</b>	<b>2007-08</b>	<b>2,371.2</b>	<b>93.2</b>	<b>2,464.4</b>				
<b>TOTAL TONS</b>	<b>2006-07</b>	<b>1,543.3</b>			<b>1,543.3</b>			
<b>TOTAL TH.CASES</b>	<b>2008-09</b>	<b>160.1</b>	<b>3.8</b>			<b>163.9</b>		
<b>TOTAL TH.CASES</b>	<b>2007-08</b>	<b>131.8</b>	<b>5.1</b>				<b>136.9</b>	
<b>TOTAL TH.CASES</b>	<b>2006-07</b>	<b>85.3</b>						<b>85.3</b>

## Main Varieties Detail

Season 2008/2009 (Tons)

EXPORTER	APPLE		PEAR	APPLE				PEAR	APPLE			
	RY. GALA	C. PINK		BRAEBURN	JONAGOLD	FUJI	GRANNIES		S. DOWN.	FUJI RO.	PINK L.	C. RED
San Fernando S.A., Frutera (Frusan)	557.2	281.3	175.4	322.5	160.0	40.0		39.3	6.8			
Dole Chile S.A.	427.9	262.3	232.4		125.5	21.0	69.9					
Greenvic Comercial S.A.		84.9	42.8									
Novafrix S.A.		63.0				21.2						
Conefrut S.A.			21.2									

## Bee Sweet Citrus, Inc.

Phone: 1 (559) 834 4200  
 Fax: 1 (559) 834 1434  
 e-mail: jim@beesweetcitrus.com  
 Contact: Jim Marderosian

[www.beesweetcitrus.com](http://www.beesweetcitrus.com)

416 E South Avenue  
 Fowler, CA 93625  
 U.S.A.



## Main Species Detail

Season 2008/2009 (Tons)

EXPORTER	CLEMINT	MAND.	ORANGE	TOTAL TONS			TOTAL TH.CASES		
				2008-09	2007-08	2006-07	2008-09	2007-08	2006-07
Unifrutti Traders Ltda.	2,092.1	629.8	16.6	2,738.5	1,389.7	1,126.9	466.4	190.2	256.5
Cabilfrut S.A.	129.6			129.6			8.6		
Propal S.A., Exportadora	29.7		0.03	29.7			1.5		
<b>TOTAL TONS</b>	<b>2008-09</b>	<b>2,251.4</b>	<b>629.8</b>	<b>16.6</b>	<b>2,897.8</b>				
<b>TOTAL TONS</b>	<b>2007-08</b>	<b>1,389.7</b>			<b>1,389.7</b>				
<b>TOTAL TONS</b>	<b>2006-07</b>	<b>1,126.9</b>				<b>1,126.9</b>			
<b>TOTAL TH.CASES</b>	<b>2008-09</b>	<b>381.5</b>	<b>94.0</b>	<b>1.1</b>			<b>476.6</b>		
<b>TOTAL TH.CASES</b>	<b>2007-08</b>	<b>190.2</b>						<b>190.2</b>	
<b>TOTAL TH.CASES</b>	<b>2006-07</b>	<b>256.5</b>							<b>256.5</b>

## Main Varieties Detail

Season 2008/2009 (Tons)

EXPORTER	CLEMINT		MAND.	ORANGE		CLEMINT		ORANGE	
	CLEMENUL.	NOT DEF		ARRUFATI	MARISOL	LANE LATE	NOT DEF	NOT DEF	
Unifrutti Traders Ltda.	1,593.9	629.8	414.2	72.4	16.6	11.5			
Cabilfrut S.A.	129.6								
Propal S.A., Exportadora	29.7								0.03





[www.hmcmarketing.com](http://www.hmcmarketing.com)

13138 South Bethel Avenue  
Kingsburg, California 93631  
U.S.A.

HMC Group Marketing

Phone: 1 (559) 8971025  
Fax: 1 (559) 8971610  
e-mail: [jerryh@hmcmarketing.com](mailto:jerryh@hmcmarketing.com)  
Contact: Jerry Hongola

## Main Species Detail

Season 2008/2009 (Tons)

EXPORTER	GRAPE	TOTAL TONS			TOTAL TH.CASES		
		2008-09	2007-08	2006-07	2008-09	2007-08	2006-07
Gestión de Export. Frut. S.A.(Gesex)	2.861.8	2.861.8	2.430.4	2.702.5	304.4	260.2	283.6
TOTAL TONS	2008-09	2.861.8					
TOTAL TONS	2007-08	2.430.4	2.430.4				
TOTAL TONS	2006-07	2.702.5		2.702.5			
TOTAL TH.CASES	2008-09	304.4			304.4		
TOTAL TH.CASES	2007-08	260.2				260.2	
TOTAL TH.CASES	2006-07	283.6					283.6

## Main Varieties Detail

Season 2008/2009 (Tons)

EXPORTER	GRAPE	GRAPE	GRAPE	GRAPE	GRAPE	GRAPE	GRAPE	GRAPE	GRAPE
	FLAME SDI	PERLON	CRIMSON	Q. ROSE	THOMPSON	PRINCESS	SUGRAONE	NOT DEF	QU. RED
Gestión de Export. Frut. S.A.(Gesex)	1.402.4	728.2	531.3	198.8	1.0				



[www.freshtaste.ca](http://www.freshtaste.ca)

Suite 343, 165 The Queensway Rd  
Food Terminal. Toronto, Ontario M8Y 1H8  
Canada

Fresh Taste Produce Ltd.

Phone: 1 (416) 255 2361  
Fax: 1 (416) 255 9079  
e-mail: [tchan@freshtaste.ca](mailto:tchan@freshtaste.ca)  
Contact: Sal Sarraino

## Main Species Detail

Season 2008/2009 (Tons)

EXPORTER	APPLE	KIWIS	PLUM	PEAR	NECTARIN	PEACH	CHERRY	NASHI	TOTAL TONS			TOTAL TH.CASES		
									2008-09	2007-08	2006-07	2008-09	2007-08	2006-07
Copefrut S.A.	1.074.1	134.4	350.8	276.5	165.2	147.2	64.9		2.213.1	2.286.6	4.150.7	176.7	199.0	343.8
Subsole S.A., Exportadora		576.0							596.8	304.1	284.7	58.9	30.5	29.0
Aoricamex .Ltda								29.6	29.6	47.6	57.9	7.4	11.9	14.5
International Logistics Group Ltda.									20.5			0.8		
TOTAL TONS	2008-09	1.074.1	710.4	350.8	276.5	165.2	147.2	29.6	2.859.9					
TOTAL TONS	2007-08	833.2	774.5	558.4	160.1	76.0	100.2	47.6		2.638.3				
TOTAL TONS	2006-07	1.833.7	1.246.9	1.266.9	156.7	3.7	105.7	57.9			4.677.1			
TOTAL TH.CASES	2008-09	59.4	71.0	39.3	15.4	19.0	17.2	13.0	7.4			243.8		
TOTAL TH.CASES	2007-08	46.3	77.5	61.2	8.9	8.2	12.2	12.7	11.9				241.4	
TOTAL TH.CASES	2006-07	103.3	124.9	141.1	8.7	0.4	11.8	14.5						405.4

## Main Varieties Detail

Season 2008/2009 (Tons)

EXPORTER	APPLE	KIWIS	APPLE	PLUM	PEAR	NECTARIN	PEACH	PEAR	CHERRY	CHERRY	KIWIS	PLUM	APPLE	MAND.
	RY. GALA	HAYWARD	GRANNIES	NOT DEF	NOT DEF	NOT DEF	NOT DEF	BOSC	NOT DEF	BING	NOT DEF	B. AMBAR	NOT DEF	NOT DEF
Copefrut S.A.	717.3	112.0	332.6	312.5	230.4	165.2	147.2	46.1	35.7	29.2	22.4	22.2	21.2	
Subsole S.A., Exportadora		576.0												20.8
Aoricamex .Ltda														
International Logistics Group Ltda.														



## Unifresh Marketing LLC

Phone: 1 (310) 8210545  
 Fax: 1 (310) 8273754  
 e-mail: andres@unifreshllc.com  
 Contact: Andres Orsini

11949 Jefferson Blvd., suite 102  
 Culver City, CA 90230  
 U.S.A.



### Main Species Detail

Season 2008/2009 (Tons)

EXPORTER	GRAPE	PEACH	APPLE	NECTARIN	PLUM	CHERRY	APRICOT	BLUER	TOTAL TONS		TOTAL TH.CASES	
									2008-09	2007-08	2008-09	2007-08
Verfrut S.A., Sociedad Exportadora	1,002.6	150.8		25.6	30.9	12.6			1,222.5	945.1	150.6	118.1
San Fernando S.A., Frutera (Frusan)	298.3		228.5		67.7	50.8			645.2	461.1	68.6	52.6
Greenvic Comercial S.A.	292.0	131.9		145.1	37.1	4.4	2.6	0.4	613.6	675.6	77.2	85.7
Agricola Los Mavos Ltda.		40.1		34.6	38.9	30.2			143.8	40.7	21.3	5.4
Frutamerica S.A., Exp.	39.1								39.1	36.4	4.8	4.0
Noble Fruit S.A.	14.2								14.2		1.7	
<b>TOTAL TONS</b> 2008-09	<b>1,646.2</b>	<b>322.9</b>	<b>228.5</b>	<b>205.3</b>	<b>174.5</b>	<b>98.0</b>	<b>2.6</b>	<b>0.4</b>	<b>2,678.4</b>			
<b>TOTAL TONS</b> 2007-08	<b>1,347.3</b>	<b>328.5</b>	<b>100.8</b>	<b>195.6</b>	<b>166.2</b>	<b>33.6</b>	<b>9.0</b>	<b>1.1</b>		<b>2,265.0</b>		
<b>TOTAL TH.CASES</b> 2008-09	<b>200.8</b>	<b>40.6</b>	<b>12.6</b>	<b>25.8</b>	<b>24.1</b>	<b>19.6</b>	<b>0.5</b>	<b>0.3</b>			<b>324.2</b>	
<b>TOTAL TH.CASES</b> 2007-08	<b>163.9</b>	<b>41.1</b>	<b>5.6</b>	<b>24.6</b>	<b>23.2</b>	<b>6.7</b>	<b>1.5</b>	<b>0.8</b>				<b>279.6</b>

### Main Varieties Detail

Season 2008/2009 (Tons)

EXPORTER	GRAPE	GRAPE	APPLE	GRAPE	GRAPE	GRAPE	CHERRY	NECTARIN	GRAPE	PEACH	PLUM	PEACH	PLUM	PEACH
	TROMPSON	CRIMSON	RY. GALA	R. GLOBE	SUGARONE	FLAME SDL	BING	ART. SNOW	T.SDL	REDTOP	B. AMBAR	EL. LADY	FRIAR	ZEE LADY
Verfrut S.A., Sociedad Exportadora	394.4	305.2		136.9	91.7	61.0	12.6			54.6		27.6		19.4
San Fernando S.A., Frutera (Frusan)	84.2	133.0	225.4		38.6	28.3	48.7				22.9		33.2	
Greenvic Comercial S.A.	114.1	75.6		23.6		2.4	4.4	68.6	67.7		15.7	10.4		11.0
Agricola Los Mavos Ltda.							18.9	2.7			3.4			
Frutamerica S.A., Exp.	15.7	9.8												
Noble Fruit S.A.	2.4				9.4	2.4								

## Calavo Growers Of California

Phone: 1 (805) 525 1245  
 e-mail: info@calavo.com  
 Contact: Ricardo Luengas

[www.calavo.com](http://www.calavo.com)

1141 - A Cummings Road  
 Santa Paula, CA 93060  
 U.S.A.



Since 1924  
 The First Name in Avocados®

### Main Species Detail

Season 2008/2009 (Tons)

EXPORTER	AVOCADO	LEMON	TOTAL TONS		TOTAL TH.CASES	
			2008-09	2007-08	2008-09	2007-08
Calavo Chile S.A.	451.6		451.6		40.3	
Cerro Campanario Ltda. Soc. Agric.	408.6		408.6		36.5	
Gestión de Export. Frut. S.A. (Gesex)	396.5		396.5		34.5	
Proexport Ltda. Exportadora	279.6		279.6		25.0	
Santa Luisa Ltda., Exportadora	258.0		258.0		23.0	
San Clemente S.A., Exp.	193.5		193.5		17.3	
Chilefarms S.A.	150.5		150.5	86.0	13.4	7.7
Others	473.1	24.8	497.9	3,466.0	43.7	308.9
<b>TOTAL TONS</b> 2008-09	<b>2,611.5</b>	<b>24.8</b>	<b>2,636.2</b>			
<b>TOTAL TONS</b> 2007-08	<b>3,552.0</b>		<b>3,552.0</b>			
<b>TOTAL TONS</b> 2006-07	<b>3,913.5</b>			<b>3,913.5</b>		
<b>TOTAL TH.CASES</b> 2008-09	<b>232.3</b>	<b>1.4</b>			<b>233.7</b>	
<b>TOTAL TH.CASES</b> 2007-08	<b>316.6</b>				<b>316.6</b>	
<b>TOTAL TH.CASES</b> 2006-07	<b>349.5</b>					<b>349.5</b>

### Main Varieties Detail

Season 2008/2009 (Tons)

EXPORTER	AVOCADO	LEMON
	HASS	GENOVA
Calavo Chile S.A.	451.6	
Cerro Campanario Ltda. Soc. Agric.	408.6	
Gestión de Export. Frut. S.A. (Gesex)	396.5	
Proexport Ltda. Exportadora	279.6	
Santa Luisa Ltda., Exportadora	258.0	
San Clemente S.A., Exp.	193.5	
Others	2,159.9	24.8



[www.ballantineproduce.com](http://www.ballantineproduce.com)  
 325 L. Street  
 Sanger, CA 93657  
 U.S.A.

Ballantine Produce Co., Inc.  
 Phone: 1 (559) 875 2583  
 Fax: 1 (559) 875 3776  
 e-mail: [sales@ballantineproduce.com](mailto:sales@ballantineproduce.com)  
 Contact: Scott Albersson

### Main Species Detail

Season 2008/2009 (Tons)

EXPORTER	NECTARIN	PEACH	PLUM	NASHI	KIWIS	PEAR	PLUMCOT	QUINCE	TOTAL TONS			TOTAL TH.CASES		
									2008-09	2007-08	2006-07	2008-09	2007-08	2006-07
David del Curto S.A.	214.8	226.6	238.7		64.8				744.9	451.7		97.6	60.8	
Greenvic Comercial S.A.	143.0	148.6	53.9						345.6	566.3		44.2	72.2	
C y D Internacional S.A.	144.0	57.6					78.4		280.0	350.7	27.9	36.4	45.6	4.0
Gestión de Export. Frut. S.A.(Gesex)	75.7	81.9	48.2						205.8	336.1		26.4	43.6	
Southern Fruit, Exportadora			19.0		142.9	43.3			205.3	245.7		21.0	20.6	
Novafrix S.A.	70.7	84.0	31.9						186.7			23.9		
Delifruit S.A.	64.1	40.2	24.1					38.2	166.6	59.7	31.9	21.3	8.0	4.0
Auricamex Ltda				151.3					151.3	189.8	89.2	37.8	47.5	22.3
Others	42.3	68.7		129.1		46.1			286.1	1.395.2	3.192.5	42.7	164.0	410.7
<b>TOTAL TONS</b>	<b>2008-09</b>	<b>754.6</b>	<b>707.6</b>	<b>415.9</b>	<b>280.4</b>	<b>207.7</b>	<b>89.4</b>	<b>78.4</b>	<b>38.2</b>	<b>2,572.1</b>				
<b>TOTAL TONS</b>	<b>2007-08</b>	<b>681.9</b>	<b>580.8</b>	<b>289.7</b>	<b>313.1</b>	<b>663.4</b>	<b>250.2</b>	<b>101.4</b>	<b>59.7</b>	<b>3,595.2</b>				
<b>TOTAL TONS</b>	<b>2006-07</b>	<b>16.8</b>	<b>9.6</b>	<b></b>	<b>346.3</b>	<b>615.4</b>	<b></b>	<b>27.9</b>	<b>31.9</b>	<b></b>	<b>3,341.5</b>			
<b>TOTAL TH.CASES</b>	<b>2008-09</b>	<b>95.8</b>	<b>89.9</b>	<b>57.5</b>	<b>64.1</b>	<b>23.1</b>	<b>4.9</b>	<b>11.2</b>	<b>4.8</b>	<b></b>	<b></b>	<b>351.3</b>		
<b>TOTAL TH.CASES</b>	<b>2007-08</b>	<b>85.8</b>	<b>73.5</b>	<b>40.7</b>	<b>77.2</b>	<b>66.3</b>	<b>13.9</b>	<b>14.1</b>	<b>8.0</b>	<b></b>	<b></b>	<b>462.1</b>		
<b>TOTAL TH.CASES</b>	<b>2006-07</b>	<b>2.4</b>	<b>1.2</b>	<b></b>	<b>84.6</b>	<b>61.5</b>	<b></b>	<b>4.0</b>	<b>4.0</b>	<b></b>	<b></b>	<b></b>		<b>441.0</b>

### Main Varieties Detail

Season 2008/2009 (Tons)

EXPORTER	PEACH		KIWIS		NASHI		PEAR		NECTARIN		PLUM		PEACH		NASHI	
	E. LADY	HAYWARD	SHINKO	ZE LADY	AUG. RED	RB. DIAM.	B. ANBAR	VENUS	R. GLEND	SM. BR.	O'HENRY	RICH LADY	O'AGEN	SHINSEKI		
David del Curto S.A.	98.2	64.8		35.2	61.0	15.3	45.1	18.8	30.6	7.1	61.2	0.8	56.2			
Greenvic Comercial S.A.	51.7			42.3			24.4	26.8	32.9	13.5		14.6				
C y D Internacional S.A.	4.7						9.2			21.6		8.0				
Gestión de Export. Frut. S.A.(Gesex)	25.8			3.7			25.5		6.3	1.2	9.6	4.8				
Southern Fruit, Exportadora		142.9														
Novafrix S.A.	7.5			35.8			4.2					32.4				
Delifruit S.A.	24.4			10.8	9.3	1.2	4.0			11.7						
Others	114.1	142.9	204.1	135.4	25.8	67.5	32.6	47.6	34.1	56.4		59.8		52.5		



[www.duda.com](http://www.duda.com)  
 3975 20th Street, Suite K  
 Vero Beach, FL 32960  
 U.S.A.

Duda Farm Fresh Foods  
 Phone: 1 (772) 978 5731  
 Fax: 1 (772) 9785705  
 e-mail: [alberto.cuellar@duda.com](mailto:alberto.cuellar@duda.com)  
 Contact: Alberto Cuellar

### Main Species Detail

Season 2008/2009 (Tons)

EXPORTER	CLEMANT	ORANGE	LEMON	MAND.	TOTAL TONS			TOTAL TH.CASES		
					2008-09	2007-08	2006-07	2008-09	2007-08	2006-07
Gestión de Export. Frut. S.A.(Gesex)	186.8	311.3	322.0		820.1	272.4		51.9	15.8	
Subsole S.A., Exportadora	386.0	24.0		145.6	555.6	451.7	220.5	40.0	40.7	53.0
Sicor S.A., Agrícola	18.8	279.7		145.0	443.5			37.0		
Raimapu S.A.	314.3			108.8	423.1	263.6		28.2	17.6	
Propal S.A., Exportadora			272.4		272.4	663.7	984.5	15.8	41.5	61.8
Desarrollo Agrario S.A.				19.5	19.5			1.3		
<b>TOTAL TONS</b>	<b>2008-09</b>	<b>905.9</b>	<b>614.9</b>	<b>594.4</b>	<b>418.9</b>	<b>2,534.2</b>				
<b>TOTAL TONS</b>	<b>2007-08</b>	<b>735.0</b>		<b>941.2</b>	<b>183.5</b>	<b>1,859.7</b>				
<b>TOTAL TONS</b>	<b>2006-07</b>	<b>820.7</b>		<b>1,638.1</b>	<b>40.0</b>	<b></b>	<b>2,498.8</b>			
<b>TOTAL TH.CASES</b>	<b>2008-09</b>	<b>68.0</b>	<b>41.0</b>	<b>34.6</b>	<b>30.7</b>	<b></b>	<b></b>	<b>174.3</b>		
<b>TOTAL TH.CASES</b>	<b>2007-08</b>	<b>62.3</b>		<b>54.7</b>	<b>37.0</b>	<b></b>	<b></b>	<b>154.0</b>		
<b>TOTAL TH.CASES</b>	<b>2006-07</b>	<b>216.7</b>		<b>95.0</b>	<b>16.0</b>	<b></b>	<b></b>	<b>327.7</b>		

### Main Varieties Detail

Season 2008/2009 (Tons)

EXPORTER	CLEMANT		LEMON		ORANGE		MAND.		ORANGE		ORANGE		ORANGE		ORANGE	
	CLEMENUL	GENOVA	LANE LATE	NOT DEF	FUKUMOTO	MURCOTT	NE	NAVELS	NOT DEF	NOT DEF	WA. NAVEL	PAR. WASH.	NAVEL LT.	SP. NAVEL		
Gestión de Export. Frut. S.A.(Gesex)	186.8	322.0	267.2		34.4								3.4	3.3	2.9	
Subsole S.A., Exportadora	386.0			145.6					24.0							
Sicor S.A., Agrícola			117.1	19.0	153.1	126.0			18.8	5.4	4.1					
Raimapu S.A.	314.3			38.9			70.0									
Propal S.A., Exportadora			272.4													
Desarrollo Agrario S.A.				19.5												



King Fresh Produce, L.L.C.  
 Phone: 1 (559) 651 8070  
 Fax: 1 (559) 651 8060  
 e-mail: Keith@kingfresh.com  
 Contact: Keith Wilson

[www.kingfresh.com](http://www.kingfresh.com)  
 8140 W Mineral King Ave  
 Visalia, CA 93291  
 U.S.A.



### Main Species Detail

Season 2008/2009 (Tons)

EXPORTER	GRAPE	KIWIS	QUINCE	PERSIMON	NECTARIN	PEACH	PLUM	TOTAL TONS			TOTAL TH.CASES		
								2008-09	2007-08	2006-07	2008-09	2007-08	2006-07
Aconcaqua Ltda. Exp. (Aconex)	1,367.2	201.6						1,568.8	936.9	515.4	179.6	108.9	62.5
Austral Fruit S.	475.2							475.2	220.2		55.5	25.1	
Rucarav S.A., Exportadora y Servicios	352.7	48.0						400.7	350.0	230.4	41.9	38.0	25.1
Kino Fresh Produce LLC Chile	34.3							34.3			3.7		
Comercial Fruticola S.A.			16.5	9.3				25.8			5.4		
Alto Copiapó Ltda. Exp. de Uvas	15.2							15.2	49.8		1.8	6.0	
Fresh Export Ltda.	13.5							13.5			1.4		
<b>TOTAL TONS</b> 2008-09	<b>2,258.2</b>	<b>249.6</b>	<b>16.5</b>	<b>9.3</b>				<b>2,533.6</b>					
<b>TOTAL TONS</b> 2007-08	<b>1,589.5</b>	<b>44.8</b>			33.0	19.0	8.1		<b>1,694.5</b>				
<b>TOTAL TONS</b> 2006-07	<b>1,310.3</b>				16.2	8.9	31.7			<b>1,367.1</b>			
<b>TOTAL TH.CASES</b> 2008-09	<b>260.8</b>	<b>22.9</b>	<b>2.5</b>	<b>2.9</b>							<b>289.2</b>		
<b>TOTAL TH.CASES</b> 2007-08	<b>183.0</b>	<b>4.5</b>			3.7	2.2	0.9					<b>194.3</b>	
<b>TOTAL TH.CASES</b> 2006-07	<b>154.7</b>				1.8	1.0	3.5						<b>161.1</b>

### Main Varieties Detail

Season 2008/2009 (Tons)

EXPORTER	GRAPE	GRAPE	GRAPE	KIWIS	GRAPE	GRAPE	GRAPE	GRAPE	GRAPE	GRAPE	QUINCE	PERSIMON	GRAPE	
	FLAME SDL	THOMPSON	CRIMSON	HAYWARD	O. ROSE	PERLETTE	SUGRADNE	RUBY SDL	RED SDL	NOT DEF	PRN. SEED.	NOT DEF	NOT DEF	PERLON
Aconcaqua Ltda. Exp. (Aconex)	430.0	370.6	226.5	201.6	229.3	3.9	39.4			40.0	21.3			6.3
Austral Fruit S.	248.1	32.9				118.5	75.8							
Rucarav S.A., Exportadora y Servicios	59.2	56.4	106.5	48.0			1.3	78.2	51.2					
Kino Fresh Produce LLC Chile	34.3													
Comercial Fruticola S.A.												16.5	9.3	
Alto Copiapó Ltda. Exp. de Uvas	6.8		4.4				3.9							
Fresh Export Ltda.			13.5											

A.J. Trucco, Inc.

Phone: 1 (718) 893 3060  
 Fax: 1 (718) 6179884  
 e-mail: info@truccodirect.com  
 Contact: Nick Pacia

[www.truccodirect.com](http://www.truccodirect.com)  
 343 - 344 NYC Terminal Mkt.  
 Bronx, NY 10474  
 U.S.A.



Importers | Distributors | Wholesalers

### Main Species Detail

Season 2008/2009 (Tons)

EXPORTER	KIWIS	GRAPE	LEMON	APPLE	AVOCADO	LOQUAT	CHERRY	NASHI	TOTAL TONS			TOTAL TH.CASES		
									2008-09	2007-08	2006-07	2008-09	2007-08	2006-07
Catania Chile S.A.	181.1	736.8	74.3			15.0			1,007.2	570.0	890.5	117.0	55.4	82.2
Dole Chile S.A.	635.0	82.3		42.2			12.7		772.2	551.0	632.9	78.4	53.2	63.3
Queulat Export S.A.	294.2								294.2	44.8		29.4	4.5	
San Fernando S.A., Frutera (Frusan)	153.0	2.7			21.5				177.2	283.6	540.9	17.5	28.3	55.0
Prize Ltda., Exportadora	108.8								108.8	102.6	40.6	10.9	10.6	4.1
Easter Island S.A.	48.0								48.0	107.1	125.6	4.8	10.7	12.6
Copefrut S.A.	44.8								44.8			4.5		
Fruit Grower Chile S.A. Exportadora	29.1								29.1			2.9		
Los Maitenes			24.8						24.8	24.8		1.4	1.4	
<b>TOTAL TONS</b> 2008-09	<b>1,494.1</b>	<b>821.8</b>	<b>99.1</b>	<b>42.2</b>	<b>21.5</b>	<b>15.0</b>	<b>12.7</b>		<b>2,506.3</b>					
<b>TOTAL TONS</b> 2007-08	<b>1,179.3</b>	<b>281.2</b>	<b>247.7</b>	<b>42.2</b>	<b>64.5</b>	<b>1.3</b>	<b>1.4</b>	<b>16.6</b>		<b>1,834.2</b>				
<b>TOTAL TONS</b> 2006-07	<b>1,632.1</b>	<b>234.6</b>	<b>346.8</b>		<b>32.3</b>	<b>13.6</b>		<b>14.3</b>			<b>2,273.6</b>			
<b>TOTAL TH.CASES</b> 2008-09	<b>149.4</b>	<b>100.2</b>	<b>5.8</b>	<b>2.3</b>	<b>1.9</b>	<b>4.7</b>	<b>2.5</b>					<b>266.8</b>		
<b>TOTAL TH.CASES</b> 2007-08	<b>118.3</b>	<b>34.6</b>	<b>14.4</b>	<b>2.3</b>	<b>5.8</b>	<b>0.2</b>	<b>0.3</b>	<b>2.1</b>					<b>177.9</b>	
<b>TOTAL TH.CASES</b> 2006-07	<b>163.7</b>	<b>28.6</b>	<b>20.2</b>		<b>2.9</b>	<b>4.3</b>		<b>2.3</b>						<b>221.9</b>

### Main Varieties Detail

Season 2008/2009 (Tons)

EXPORTER	KIWIS	GRAPE	GRAPE	LEMON	APPLE	GRAPE	LEMON	AVOCADO	KIWIS	LOQUAT	CHERRY	APPLE	LEMON	GRAPE
	HAYWARD	THOMPSON	FLAME SDL	EUREKA	RY. GALA	CRIMSON	FINO 49	HASS	NOT DEF	G. NUGGET	BING	GRANNIES	GENOVA	R. GLOBE
Catania Chile S.A.	181.1	626.6	110.2	73.1			1.2			15.0				
Dole Chile S.A.	635.0	45.5			42.2	36.8					12.7			
Queulat Export S.A.	294.2													
San Fernando S.A., Frutera (Frusan)	134.0					2.7		21.5	19.0					
Prize Ltda., Exportadora	108.8													
Easter Island S.A.	48.0													
Copefrut S.A.	44.8													
Others	1,293.9	45.5			42.2	39.5	24.8	21.5	19.0		12.7			



357C NY C Terminal Market  
Bronx NY 10474-7403  
U.S.A.

Nathel & Nathel, Inc.  
Phone: 1 (718) 991 6050  
Fax: 1 (718) 378 1378  
e-mail: sheldon@nnproduce.net  
Contact: Sheldon Nathel

### Main Species Detail

Season 2008/2009 (Tons)

EXPORTER	APPLE	GRAPE	PEAR	PLUM	NECTARIN	LEMON	PEACH	APRICOT	TOTAL TONS			TOTAL TH.CASES		
									2008-09	2007-08	2006-07	2008-09	2007-08	2006-07
Sapel Ltda, Exportadora		40.0		222.9	128.8	74.3	95.9	12.6	610.8	646.3	643.8	79.2	77.4	78.7
Sofruco Alimentos Ltda.	48.5	109.5	246.5	11.4				22.8	461.2	443.8	329.3	37.0	31.2	21.0
Callejones Ltda., Soc. Frutic.	326.0								326.0		139.8	17.9		7.7
Prize Ltda., Exportadora	3.6	23.3	97.2	62.9	35.0		9.0		240.5	96.4	119.7	34.9	14.1	17.3
Polar Fruit International S.A.	125.3	75.9							201.2	72.0	20.5	16.5	6.2	1.1
AMS Familv S.A., Comercial	163.4								169.5			9.6		
La Rosa Sofruco						123.3			123.3		67.8	7.2		5.3
Montolin S.A., Agrícola e Inmobiliaria		49.2			21.6		45.1		115.9	18.0	3.7	15.5	2.2	0.5
Others	19.6	90.0		31.1	23.3		42.3	26.3	251.0	916.0	1,427.3	33.0	108.3	156.0
<b>TOTAL TONS</b>	<b>2008-09</b>	<b>686.4</b>	<b>388.0</b>	<b>343.8</b>	<b>328.3</b>	<b>208.6</b>	<b>197.6</b>	<b>192.3</b>	<b>61.6</b>	<b>2,499.4</b>				
<b>TOTAL TONS</b>	<b>2007-08</b>	<b>258.3</b>	<b>336.2</b>	<b>337.9</b>	<b>441.1</b>	<b>255.5</b>	<b>148.6</b>	<b>245.8</b>	<b>56.6</b>		<b>2,192.6</b>			
<b>TOTAL TONS</b>	<b>2006-07</b>	<b>492.4</b>	<b>315.1</b>	<b>416.1</b>	<b>565.8</b>	<b>348.7</b>	<b>74.3</b>	<b>292.6</b>	<b>50.9</b>			<b>2,751.7</b>		
<b>TOTAL TH.CASES</b>	<b>2008-09</b>	<b>37.8</b>	<b>51.0</b>	<b>29.9</b>	<b>46.0</b>	<b>26.2</b>	<b>11.5</b>	<b>24.9</b>	<b>9.8</b>				<b>250.7</b>	
<b>TOTAL TH.CASES</b>	<b>2007-08</b>	<b>14.3</b>	<b>44.2</b>	<b>23.0</b>	<b>59.3</b>	<b>32.6</b>	<b>8.6</b>	<b>31.5</b>	<b>8.4</b>				<b>239.3</b>	
<b>TOTAL TH.CASES</b>	<b>2006-07</b>	<b>27.2</b>	<b>42.2</b>	<b>29.3</b>	<b>70.9</b>	<b>42.6</b>	<b>4.3</b>	<b>36.7</b>	<b>7.7</b>					<b>287.6</b>

### Main Varieties Detail

Season 2008/2009 (Tons)

EXPORTER	APPLE		PLUM	LEMON	GRAPE	GRAPE	PEAR	PEAR	PEAR	LEMON	GRAPE	PLUM	PLUM	PEACH
	GRANNIES	RY. GALA	ANGELENO	FINO 49	THOMPSON	CRIMSON	BARTL. V.	BOSC	FORELLE	GENOVA	SUGRAONE	B. AMBAR	LARRY ANN	ZEE LADY
Sapel Ltda, Exportadora			135.7			8.0				74.3		31.3	31.7	32.4
Sofruco Alimentos Ltda.		30.0			15.0	65.5	115.2	103.7			29.1			
Callejones Ltda., Soc. Frutic.	291.4	24.4												
Prize Ltda., Exportadora		3.6				23.3			97.2			8.4	2.0	
Polar Fruit International S.A.	62.5	42.3			60.2									
AMS Familv S.A., Comercial	19.7	128.0												
La Rosa Sofruco					123.3									
Others	373.7	228.3			123.3	118.9	110.0	115.2	103.7	97.2		43.5	8.4	2.0



1612N Main Street  
Williamstown NJ 08094  
U.S.A.

D & F Produce, Inc.  
Phone: 1 (856) 740 5172  
Fax: 1(856)7405173  
e-mail: josephrosa@dfproduce.com  
Contact: Joseph Rosa

### Main Species Detail

Season 2008/2009 (Tons)

EXPORTER	GRAPE	CHERRY	KIWIS	TOTAL TONS			TOTAL TH.CASES		
				2008-09	2007-08	2006-07	2008-09	2007-08	2006-07
Elqui, Aesoría Aaronómica	1,695.3			1,695.3	1,549.8	1,867.3	206.8	187.8	227.7
Surfrut Fresh S.A.	373.5	142.0		515.5	233.1	129.1	73.9	37.2	25.8
Canta Rana S.A. Agr. Forest.	277.3			277.3	467.6		33.7	57.0	
<b>TOTAL TONS</b>	<b>2008-09</b>	<b>2,346.1</b>	<b>142.0</b>	<b>2,488.1</b>					
<b>TOTAL TONS</b>	<b>2007-08</b>	<b>2,109.5</b>	<b>128.3</b>	<b>2,260.3</b>					
<b>TOTAL TONS</b>	<b>2006-07</b>	<b>1,867.3</b>	<b>133.3</b>		<b>2,000.6</b>				
<b>TOTAL TH.CASES</b>	<b>2008-09</b>	<b>286.1</b>	<b>28.4</b>				<b>314.5</b>		
<b>TOTAL TH.CASES</b>	<b>2007-08</b>	<b>256.1</b>	<b>25.7</b>	<b>2.2</b>			<b>284.0</b>		
<b>TOTAL TH.CASES</b>	<b>2006-07</b>	<b>227.7</b>	<b>26.7</b>				<b>254.4</b>		

### Main Varieties Detail

Season 2008/2009 (Tons)

EXPORTER	GRAPE	GRAPE	GRAPE	GRAPE	GRAPE	CHERRY	GRAPE	GRAPE	KIWIS	GRAPE
	FLAME SDL	THOMPSON	CRIMSON	SUGRAONE	R. GLOBE	BING	BLACK SDL	MUSC ROS	HAYWARD	NOT DEF
Elqui, Aesoría Aaronómica	1,052.2	150.2		278.5	177.6		36.8			
Surfrut Fresh S.A.	82.7	131.5	155.5	3.9		142.0				
Canta Rana S.A. Agr. Forest.		104.7	172.6							



## Eco Farms Avocado

Phone: 1 (951) 676 4047

Fax: 1 (951) 676 1676

e-mail: [staff@ecofarmsusa.com](mailto:staff@ecofarmsusa.com)

Contact: Steve Taft

28790 Las Haciendas St.

Temecula, CA 92590

U.S.A.



# ECO-FARMS

## Main Species Detail

Season 2008/2009 (Tons)

EXPORTER	AVOCADO	LEMON	TOTAL TONS			TOTAL TH.CASES		
			2008-09	2007-08	2006-07	2008-09	2007-08	2006-07
Subsole S.A., Exportadora	1,220.0		1,220.0	1,060.0	2,593.7	109.4	95.9	239.0
Río Blanco Ltda. Exportadora	473.1		473.1	774.1	731.1	42.2	69.1	65.3
Valles Naturales de Chile Ltda	357.7		357.7	622.7	537.6	31.9	55.6	48.0
San Sebastian Ltda., Agríc.		123.8	123.8	89.1		7.2	5.8	
Montolín S.A., Agrícola e Inmobiliaria	107.5		107.5	86.0	43.0	9.6	7.7	3.8
Easter Island S.A.	107.1		107.1	129.0		9.6	11.5	
Prima Arotrading S.A.	64.5		64.5			5.8		
El Parque Ltda. Exportadora y Servicios	21.1				407.5	1.9		36.5
<b>TOTAL TONS</b>	<b>2008-09</b>	<b>2,351.0</b>	<b>123.8</b>	<b>2,474.9</b>				
<b>TOTAL TONS</b>	<b>2007-08</b>	<b>2,671.9</b>	<b>113.3</b>	<b>2,785.2</b>				
<b>TOTAL TONS</b>	<b>2006-07</b>	<b>5,623.1</b>	<b>317.0</b>		<b>5,940.1</b>			
<b>TOTAL TH.CASES</b>	<b>2008-09</b>	<b>210.5</b>	<b>7.2</b>			<b>217.7</b>		
<b>TOTAL TH.CASES</b>	<b>2007-08</b>	<b>239.9</b>	<b>7.2</b>				<b>247.0</b>	
<b>TOTAL TH.CASES</b>	<b>2006-07</b>	<b>505.6</b>	<b>18.4</b>					<b>524.1</b>

## Main Varieties Detail

Season 2008/2009 (Tons)

EXPORTER	AVOCADO	AVOCADO	LEMON	LEMON
	HASS	NOT DEF	FINO 49	GENOVA
Subsole S.A., Exportadora	1,095.6	124.4		
Río Blanco Ltda. Exportadora	473.1			
Valles Naturales de Chile Ltda	357.7			
San Sebastian Ltda., Agríc.			123.1	0.7
Montolín S.A., Agrícola e Inmobiliaria	107.5			
Easter Island S.A.	107.1			
Others	1,131.1		123.1	0.7

## Fru-Veg Marketing, Inc.

Phone: 1 (305) 591 7766

Fax: 1 (305) 591 7665

e-mail: [info@fruveg.com](mailto:info@fruveg.com)

[www.fruveg.com](http://www.fruveg.com)

2300 Northwest 102 nd Avenue

Miami, FL 33172

U.S.A.



## Main Species Detail

Season 2008/2009 (Tons)

EXPORTER	LEMON	KIWIS	CHERRY	PEACH	NECTARIN	APPLE	PLUM	BLUEB	TOTAL TONS			TOTAL TH.CASES		
									2008-09	2007-08	2006-07	2008-09	2007-08	2006-07
Rosales Hnos v Cia Ltda Sc. Aq.	618.9								618.9	494.9	694.6	36.0	28.8	40.4
Frucentro S.A.			22.1	82.0	87.1		153.5		362.8			49.9		
Ecoaustral Ltda.		249.6	77.4						327.0	433.5	327.5	40.4	70.7	29.5
Gestión de Export. Frut. S.A.(Gesex)			16.7	132.0	115.5		12.0		303.7	464.0		40.4	61.2	
Sof South Organic Fruit S.A.						232.8		45.1	277.8	406.1		35.6	36.1	
MoreFruits Ltda., Exp. v Com.			66.2	14.3	45.1			1.4	127.0			21.6		
Greenvic Comercial S.A.		84.8	11.7						96.5	303.9	355.1	10.8	29.4	32.8
Ines Escobar v Cia Ltda		20.8	45.7						66.5	58.1		11.2	11.6	
Others	49.5		94.4	43.5	10.0			48.4	291.2	560.5	996.6	58.6	216.4	249.3
<b>TOTAL TONS</b>	<b>2008-09</b>	<b>668.4</b>	<b>355.2</b>	<b>334.1</b>	<b>271.9</b>	<b>257.7</b>	<b>232.8</b>	<b>165.5</b>	<b>94.9</b>	<b>2,471.3</b>				
<b>TOTAL TONS</b>	<b>2007-08</b>	<b>494.9</b>	<b>318.6</b>	<b>284.7</b>	<b>275.8</b>	<b>209.1</b>	<b>622.5</b>	<b>128.6</b>	<b>288.6</b>	<b>2,721.1</b>				
<b>TOTAL TONS</b>	<b>2006-07</b>	<b>694.6</b>	<b>489.3</b>	<b>93.0</b>	<b>153.0</b>	<b>119.9</b>	<b>384.9</b>	<b>43.0</b>	<b>173.3</b>		<b>2,373.8</b>			
<b>TOTAL TH.CASES</b>	<b>2008-09</b>	<b>38.9</b>	<b>35.5</b>	<b>67.2</b>	<b>34.1</b>	<b>32.4</b>	<b>12.8</b>	<b>23.2</b>	<b>47.9</b>			<b>304.6</b>		
<b>TOTAL TH.CASES</b>	<b>2007-08</b>	<b>28.8</b>	<b>31.9</b>	<b>57.1</b>	<b>34.6</b>	<b>26.1</b>	<b>34.1</b>	<b>18.0</b>	<b>191.2</b>				<b>454.1</b>	
<b>TOTAL TH.CASES</b>	<b>2006-07</b>	<b>40.4</b>	<b>49.8</b>	<b>18.8</b>	<b>19.1</b>	<b>15.2</b>	<b>21.1</b>	<b>5.4</b>	<b>115.5</b>					<b>352.0</b>

## Main Varieties Detail

Season 2008/2009 (Tons)

EXPORTER	LEMON	KIWIS	CHERRY	APPLE	PEACH	BLUEB	PLUM	APPLE	PLUM	NECTARIN	PEACH	APRICOT	GRAPE	NECTARIN
	EUREKA	HAYWARD	BING	RY. GALA	RICH LADY	NOT DEF	LARRY ANN	NOT DEF	AUT. FRIDE	NOT DEF	EL. LADY	C. BRITE	CRIMSON	AUG. FIRE
Rosales Hnos v Cia Ltda Sc. Aq.	618.9													
Frucentro S.A.			19.1		25.6		65.0		50.3	8.2	18.3	10.4		26.6
Ecoaustral Ltda.		249.6	77.4											
Gestión de Export. Frut. S.A.(Gesex)			13.4		32.0		5.0			0.4		25.0		6.5
Sof South Organic Fruit S.A.				141.5		37.8		62.3						
MoreFruits Ltda., Exp. v Com.			48.6		14.3					40.6				
Greenvic Comercial S.A.		64.0	11.7											
Others		334.4	302.0	141.5	79.3	74.2	70.1	62.3	50.3	49.2	37.9	35.3	33.5	33.2



[www.dneworld.com](http://www.dneworld.com)

1900 Old Dixie Highway  
Fort Pierce, FL 34946  
U.S.A.

DNE World Fruit Sales

Phone: 1 (800) 327 6676  
Fax: 1 (772)465 1181  
e-mail: [dne@dneworld.com](mailto:dne@dneworld.com)  
Contact: Bill Weyland

### Main Species Detail

Season 2008/2009 (Tons)

EXPORTER	CLEMONT	ORANGE	MAND.	LEMON	NASHI	APPLE	TOTAL TONS			TOTAL TH.CASES		
							2008-09	2007-08	2006-07	2008-09	2007-08	2006-07
Río Blanco Ltda. Exportadora	557.2	450.8		49.5	7.4	6.0	1,070.8	394.1	246.4	127.7	44.6	34.3
Raimapu S.A.	430.2		285.2				715.4	312.2		49.4	20.8	
Propal S.A., Exportadora	62.0		58.5	322.0			442.5	600.9		26.8	38.7	
Río Tinto S.A.			101.3				101.3			16.8		
Crisoa Gold Ltda.	42.1						42.1			10.6		
Desarrollo Agrario S.A.			40.1				40.1			2.7		
Gestión de Export. Frut. S.A.(Gesex)		23.2					23.2			1.5		
Southern Fruit, Exportadora		21.3					21.3			1.4		
<b>TOTAL TONS</b>	<b>2008-09</b>	<b>1,091.5</b>	<b>495.2</b>	<b>485.1</b>	<b>371.5</b>	<b>7.4</b>	<b>6.0</b>	<b>2,456.7</b>				
<b>TOTAL TONS</b>	<b>2007-08</b>	<b>984.4</b>		<b>203.5</b>	<b>544.9</b>				<b>1,732.7</b>			
<b>TOTAL TONS</b>	<b>2006-07</b>	<b>844.2</b>			<b>493.1</b>					<b>1,337.4</b>		
<b>TOTAL TH.CASES</b>	<b>2008-09</b>	<b>136.2</b>	<b>33.0</b>	<b>42.4</b>	<b>21.6</b>	<b>3.2</b>	<b>0.4</b>			<b>236.8</b>		
<b>TOTAL TH.CASES</b>	<b>2007-08</b>	<b>130.7</b>		<b>39.4</b>	<b>31.7</b>						<b>201.8</b>	
<b>TOTAL TH.CASES</b>	<b>2006-07</b>	<b>193.4</b>			<b>28.7</b>							<b>222.1</b>

### Main Varieties Detail

Season 2008/2009 (Tons)

EXPORTER	CLEMONT	ORANGE	LEMON	MAND.	MAND.	CLEMONT	MAND.	LEMON	ORANGE	ORANGE	ORANGE	LEMON	NASHI	ORANGE
	CLEMONT	NAVELS	GENOVA	NE	NOT DEF	NOT DEF	MURCOTT	FINO 49	NAVEL LT.	FUKUMOTO	LANE LATE	EUREKA	HOSUI	PAR. WASH.
Río Blanco Ltda. Exportadora	477.9	426.3				74.8		36.1	23.7			13.5	7.4	
Raimapu S.A.	418.6			207.0	75.1	11.6	3.1							
Propal S.A., Exportadora	62.0		322.0	58.5										
Río Tinto S.A.					61.7		39.7							
Crisoa Gold Ltda.	42.1													
Desarrollo Agrario S.A.					40.1									
Gestión de Export. Frut. S.A.(Gesex)		1.4								1.5	14.0			6.3
Southern Fruit, Exportadora										21.3				



[www.mcdanielavocado.com](http://www.mcdanielavocado.com)

965 E. Mission Road  
Fallbrook, CA 92028 - 2588  
U.S.A.

Mc. Daniel Fruit Company

Phone: 1 (760) 728 8430  
Fax: 1 (760) 728 8430  
e-mail: [laurrie@macdanielfrut.com](mailto:laurrie@macdanielfrut.com)  
Contact: Laurrie Johnson

### Main Species Detail

Season 2008/2009 (Tons)

EXPORTER	AVOCADO	TOTAL TONS			TOTAL TH.CASES		
		2008-09	2007-08	2006-07	2008-09	2007-08	2006-07
Propal S.A., Exportadora	1,887.8	1,887.8	3,608.7	2,786.3	168.6	307.3	231.9
Santa Cruz S.A., Exportadora	544.9	544.9	971.1	1,882.3	48.4	88.3	165.9
<b>TOTAL TONS</b>	<b>2008-09</b>	<b>2,432.7</b>	<b>2,432.7</b>				
<b>TOTAL TONS</b>	<b>2007-08</b>	<b>4,579.7</b>	<b>4,579.7</b>				
<b>TOTAL TONS</b>	<b>2006-07</b>	<b>4,668.6</b>		<b>4,668.6</b>			
<b>TOTAL TH.CASES</b>	<b>2008-09</b>	<b>217.0</b>			<b>217.0</b>		
<b>TOTAL TH.CASES</b>	<b>2007-08</b>	<b>395.6</b>			<b>395.6</b>		
<b>TOTAL TH.CASES</b>	<b>2006-07</b>	<b>397.9</b>				<b>397.9</b>	

### Main Varieties Detail

Season 2008/2009 (Tons)

EXPORTER	AVOCADO	HASS
Propal S.A., Exportadora	1,887.8	
Santa Cruz S.A., Exportadora	544.9	

NORTH AMERICAN IMPORTERS



## North American Produce Buyer Inc

Phone: 1 (416) 255 4436  
 Fax: 1 (416) 255 0243  
 e-mail: l.davidson@naproduce.com  
 Contact: Larry Davidson

[www.naproduce.com](http://www.naproduce.com)

165 The Queensway Suite 336  
 Ontario Food Terminal, Toronto. ON M8Y 1H8  
 Canada



### Main Species Detail

Season 2008/2009 (Tons)

EXPORTER	ORANGE	GRAPE	NECTARIN	PEACH	PLUM	CHERRY	PLUMCOT	CLEMINT	TOTAL TONS			TOTAL TH.CASES			
									2008-09	2007-08	2006-07	2008-09	2007-08	2006-07	
Gestión de Export. Frut. S.A.(Gesex)	355.2	490.2	109.0	101.2	9.1	31.8			5.9	1,107.1			118.0		
Propal S.A., Exportadora	768.9									768.9	672.2	888.2	44.6	38.9	51.8
San Fco. Lo Garces. Soc. Ltda.		15.3	89.4	79.1	71.4	55.6	16.8			327.6			43.1		
Frucentro S.A.		52.7	15.1	16.7	19.6					104.2			13.1		
Río Blanco Ltda. Exportadora	23.0									23.0	396.4		1.4	25.4	
International Logistics Group Ltda.										2.0			0.4		
<b>TOTAL TONS</b> 2008-09	<b>1,147.1</b>	<b>558.3</b>	<b>213.5</b>	<b>197.1</b>	<b>100.1</b>	<b>87.4</b>	<b>16.8</b>	<b>5.9</b>	<b>2,332.9</b>						
<b>TOTAL TONS</b> 2007-08	<b>1,063.9</b>	<b>52.2</b>	<b>1.8</b>	<b>5.4</b>		<b>5.6</b>					<b>1,130.9</b>				
<b>TOTAL TONS</b> 2006-07	<b>888.2</b>											<b>888.2</b>			
<b>TOTAL TH.CASES</b> 2008-09	<b>67.2</b>	<b>69.4</b>	<b>25.6</b>	<b>23.2</b>	<b>12.7</b>	<b>18.4</b>	<b>2.4</b>	<b>0.6</b>					<b>220.7</b>		
<b>TOTAL TH.CASES</b> 2007-08	<b>63.4</b>	<b>6.4</b>	<b>0.2</b>	<b>0.7</b>		<b>1.1</b>								<b>73.6</b>	
<b>TOTAL TH.CASES</b> 2006-07	<b>51.8</b>														<b>51.8</b>

### Main Varieties Detail

Season 2008/2009 (Tons)

EXPORTER	ORANGE	GRAPE	ORANGE	GRAPE	CHERRY	GRAPE	PEACH	ORANGE	ORANGE	ORANGE	PLUM	NECTARIN	ORANGE	NECTARIN
	LANE LATE	THOMPSON	NAVELS	CRIMSON	BING	FLAME SDL	WH. LADY	NEW HALL	AT. NAVEL	PAR. WASH	ANGELENO	AUG. RED	FUKUMOTO	ART. SNOW
Gestión de Export. Frut. S.A.(Gesex)	210.6	267.1	127.1	131.3	27.6	54.4	22.3			0.03		16.6	17.5	18.6
Propal S.A., Exportadora	547.2							60.0	46.6	44.3			19.9	
San Fco. Lo Garces. Soc. Ltda.		15.3			55.6		39.0				40.6	24.8		14.6
Frucentro S.A.		19.7		5.5		22.0					1.7			3.4
Río Blanco Ltda. Exportadora			23.0											
International Logistics Group Ltda.														

### Awe Sum Organics

Phone: 1 (831) 462 2244  
 Fax: 1 (831) 462 2552  
 e-mail: david@farmersfruit.com  
 Contact: David Posner

522 Capitola Ave Ste A  
 Capitola, CA 95010  
 U.S.A.



### Main Species Detail

Season 2008/2009 (Tons)

EXPORTER	APPLE	CHERRY	AVOCADO	BLUEB	PLUM	TOTAL TONS		TOTAL TH.CASES	
						2008-09	2007-08	2008-09	2007-08
Greenvic Comercial S.A.	2,093.0	44.8		19.3		2,157.1	2,217.1	134.7	122.8
Santa Cruz S.A., Exportadora			40.7			40.7		3.7	
Jose Rossi Valle Y Cia.Ltda.	21.4					21.4		1.2	
<b>TOTAL TONS</b> 2008-09	<b>2,114.4</b>	<b>44.8</b>	<b>40.7</b>	<b>19.3</b>		<b>2,219.2</b>			
<b>TOTAL TONS</b> 2007-08	<b>2,212.3</b>			<b>1.6</b>	<b>3.6</b>		<b>2,217.5</b>		
<b>TOTAL TH.CASES</b> 2008-09	<b>116.8</b>	<b>9.0</b>	<b>3.7</b>	<b>10.2</b>				<b>139.6</b>	
<b>TOTAL TH.CASES</b> 2007-08	<b>121.5</b>			<b>1.1</b>	<b>0.5</b>				<b>123.1</b>

### Main Varieties Detail

Season 2008/2009 (Tons)

EXPORTER	APPLE	APPLE	APPLE	APPLE	APPLE	CHERRY	AVOCADO	APPLE	APPLE	APPLE	APPLE	APPLE	BLUEB	BLUEB
	RY. GALA	PINK L.	FUJI	C. PINK	GRANNIES	BING	HASS	FUJI PREM.	JONAGOLD	GOLDEN	BRAEBURN	NOT DEF	NOT DEF	HIGHBUSH
Greenvic Comercial S.A.	501.4	444.4	431.7	324.4	295.1	44.8		36.6	13.3	17.8	14.3	14.1	11.7	5.6
Santa Cruz S.A., Exportadora							40.7							
Jose Rossi Valle Y Cia.Ltda.	8.2			6.1					7.1					





**www.heb.com**  
 646 S. Main Ave.  
 San Antonio, TX 78204  
 U.S.A.

**H. E. Butt Grocery Company**  
 Phone: 1 (210) 938 8000  
 Fax: 1 (210) 938 8169  
 e-mail: customer.relations@heb.com

### Main Species Detail

Season 2008/2009 (Tons)

EXPORTER		AVOCADO	APPLE	GRAPE	PLUM	NECTARIN	PEACH	KIWIS	CLEMINT	TOTAL TONS			TOTAL TH.CASES		
										2008-09	2007-08	2006-07	2008-09	2007-08	2006-07
Santa Cruz S.A., Exportadora		279.6		204.7				48.0		532.2	599.8		54.7	78.0	
Prima Agrotrading S.A.		128.7			136.5					265.2	658.3	895.6	19.0	40.4	53.4
San Clemente S.A., Exp.			265.0							265.0			14.6		
Delifruit S.A.					9.1	127.6	60.3			197.1			25.0		
Los Lirios S.A., Exportadora			167.8							167.8			9.4		
Desarrollo Agrario S.A.		107.5		31.5						160.0			14.8		
El Parque Ltda. Exportadora v Servicios		150.2								150.2			13.4		
Verfrut S.A., Sociedad Exportadora			80.6						43.2	123.8			7.3		
Others		86.0		75.4	81.8	43.6	37.9			347.0			40.6		
<b>TOTAL TONS</b>	<b>2008-09</b>	<b>752.0</b>	<b>513.4</b>	<b>311.6</b>	<b>227.4</b>	<b>171.2</b>	<b>98.2</b>	<b>48.0</b>	<b>43.2</b>	<b>2,208.3</b>					
<b>TOTAL TONS</b>	<b>2007-08</b>	<b>846.4</b>		<b>190.9</b>	<b>156.0</b>						<b>1,258.1</b>				
<b>TOTAL TONS</b>	<b>2006-07</b>	<b>895.6</b>										<b>895.6</b>			
<b>TOTAL TH.CASES</b>	<b>2008-09</b>	<b>65.6</b>	<b>28.4</b>	<b>38.0</b>	<b>20.0</b>	<b>22.0</b>	<b>11.3</b>	<b>4.8</b>	<b>2.9</b>				<b>198.9</b>		
<b>TOTAL TH.CASES</b>	<b>2007-08</b>	<b>60.7</b>		<b>23.3</b>	<b>10.4</b>				<b>24.0</b>					<b>118.4</b>	
<b>TOTAL TH.CASES</b>	<b>2006-07</b>	<b>53.4</b>													<b>53.4</b>

### Main Varieties Detail

Season 2008/2009 (Tons)

EXPORTER	AVOCADO	APPLE		GRAPE		APPLE		KIWIS	PLUM	CLEMINT	APPLE		PEACH	PLUM	NECTARIN	PEACH	GRAPE
		RY. GALA	THOMPSON	CRINSON	C. PINK	HAYWARD	LARRY ANN				CLEMENUL	BRAEBURN					
Santa Cruz S.A., Exportadora	279.6			110.1		68.9		48.0									25.7
Prima Agrotrading S.A.	128.7								19.5					19.2			
San Clemente S.A., Exp.		265.0															
Delifruit S.A.													32.8		13.0		
Los Lirios S.A., Exportadora			52.0				80.2				35.7						
Desarrollo Agrario S.A.	107.5				31.5												
El Parque Ltda. Exportadora v Servicios	150.2																
Others	472.5	397.5	43.9	63.0	80.2				44.7	43.2	35.7	35.2	30.0	29.5	27.0		



359 Front Street Suite E  
 Grover Beach, CA 93433  
 U.S.A.

**Regatta Tropicals Ltd.**

Phone: 1 (805) 473 1320  
 Fax: 1 (805) 473 1323  
 e-mail: steve@regattatropicals.com  
 Contact: Steve Match

### Main Species Detail

Season 2008/2009 (Tons)

EXPORTER	KIWIS	CHERRY	APPLE	PEACH	NECTARIN	NASHI	PEAR	GRAPE	TOTAL TONS			TOTAL TH.CASES		
									2008-09	2007-08	2006-07	2008-09	2007-08	2006-07
San Fernando S.A., Frutera (Frusan)	211.2	479.7	464.0						1,154.8	1,232.8	975.7	115.9	97.7	83.1
Trinidad Exports S.A.	621.3	8.8							630.1	825.2	1,307.8	66.4	89.7	147.5
Aconcaqua Ltda. Exp. (Aconex)	291.2			15.8	4.2				311.2	136.7	158.3	31.6	21.8	23.9
Fruit Grower Chile S.A. Exportadora	52.1								52.1				5.2	
<b>TOTAL TONS</b>	<b>2008-09</b>	<b>1,175.8</b>	<b>488.5</b>	<b>464.0</b>	<b>15.8</b>	<b>4.2</b>			<b>2,148.2</b>					
<b>TOTAL TONS</b>	<b>2007-08</b>	<b>965.3</b>	<b>305.5</b>	<b>753.6</b>	<b>34.9</b>	<b>16.6</b>	<b>62.2</b>	<b>57.6</b>		<b>2,195.7</b>				
<b>TOTAL TONS</b>	<b>2006-07</b>	<b>1,389.2</b>	<b>266.1</b>	<b>641.1</b>			<b>103.6</b>	<b>17.3</b>	<b>91.6</b>		<b>2,521.6</b>			
<b>TOTAL TH.CASES</b>	<b>2008-09</b>	<b>118.1</b>	<b>72.8</b>	<b>25.7</b>	<b>2.0</b>	<b>0.5</b>							<b>219.1</b>	
<b>TOTAL TH.CASES</b>	<b>2007-08</b>	<b>97.6</b>	<b>48.7</b>	<b>41.8</b>	<b>4.4</b>	<b>2.1</b>	<b>11.4</b>	<b>3.2</b>						<b>209.3</b>
<b>TOTAL TH.CASES</b>	<b>2006-07</b>	<b>147.4</b>	<b>41.9</b>	<b>35.5</b>			<b>23.0</b>	<b>1.0</b>	<b>12.6</b>					<b>262.8</b>

### Main Varieties Detail

Season 2008/2009 (Tons)

EXPORTER	KIWIS	CHERRY	APPLE		APPLE	APPLE	APPLE	CHERRY	PEACH	APPLE	NECTARIN	APPLE	KIWIS	PEAR	NASHI
			BING	RY. GALA											
San Fernando S.A., Frutera (Frusan)	211.2	457.7	155.2	115.4	105.8		81.6	22.0		5.8					
Trinidad Exports S.A.	621.3	8.8													
Aconcaqua Ltda. Exp. (Aconex)	291.2								15.8		4.2				
Fruit Grower Chile S.A. Exportadora	52.1														



Team Produce, Inc.  
 Phone: 1 (305) 592 5562  
 Fax: 1 (305) 513 9596  
 e-mail: mike@teamproduce.com  
 Contact: Mike Parr

[www.teamproduce.com](http://www.teamproduce.com)  
 9300 N.W. 58 Street  
 Miami, Florida 33178  
 U.S.A.



### Main Species Detail

Season 2008/2009 (Tons)

EXPORTER	CHERRY	BLUEB	NECTARIN	APPLE	AVOCADO	PLUM	RASPB	PERSIMON	TOTAL TONS			TOTAL TH.CASES		
									2008-09	2007-08	2006-07	2008-09	2007-08	2006-07
Prima Aorotradino S.A.	108.5	134.5	220.1		75.3	6.8			594.5	1,023.7	1,720.5	112.3	143.0	210.9
Greenvic Comercial S.A.	25.7	1.1		278.0		141.5			465.4	671.6	561.2	38.7	57.3	36.6
Comercial Fruticola S.A.		234.4					33.3	66.4	397.4	271.8	311.8	169.0	116.2	115.1
San Fco. Lo Garces, Soc. Ltda.	317.4		0.6						327.7	337.2	371.8	65.2	66.3	69.0
Propal S.A., Exportadora					107.5				157.4	201.0	390.2	20.7	21.8	41.0
Natural Choice							95.1		95.1			44.9		
Aconcaqua Ltda, Exp. (Aconex)			61.2						61.2	81.5		5.1	6.4	
FruX Ltda, Exportadora		40.6							40.6	28.8		24.1	9.7	
Others	3.2							1.2	4.4	272.2	648.5	1.0	140.6	104.8
<b>TOTAL TONS 2008-09</b>	<b>454.8</b>	<b>410.6</b>	<b>281.8</b>	<b>278.0</b>	<b>182.8</b>	<b>148.3</b>	<b>128.4</b>	<b>67.6</b>	<b>2,143.7</b>					
<b>TOTAL TONS 2007-08</b>	<b>379.3</b>	<b>362.2</b>	<b>394.9</b>	<b>234.2</b>	<b>774.8</b>	<b>196.5</b>	<b>189.5</b>	<b>68.4</b>		<b>2,887.7</b>				
<b>TOTAL TONS 2006-07</b>	<b>344.9</b>	<b>173.1</b>	<b>260.8</b>	<b>363.8</b>	<b>1,849.5</b>	<b>54.6</b>	<b>195.1</b>	<b>21.6</b>			<b>4,004.0</b>			
<b>TOTAL TH.CASES 2008-09</b>	<b>91.4</b>	<b>192.9</b>	<b>23.3</b>	<b>15.3</b>	<b>16.2</b>	<b>61.5</b>	<b>21.2</b>					<b>481.0</b>		
<b>TOTAL TH.CASES 2007-08</b>	<b>75.9</b>	<b>194.0</b>	<b>33.2</b>	<b>12.9</b>	<b>67.9</b>	<b>20.3</b>	<b>94.7</b>	<b>21.7</b>					<b>561.3</b>	
<b>TOTAL TH.CASES 2006-07</b>	<b>66.8</b>	<b>113.4</b>	<b>23.0</b>	<b>20.0</b>	<b>163.9</b>	<b>5.2</b>	<b>98.2</b>	<b>6.7</b>						<b>577.4</b>

### Main Varieties Detail

Season 2008/2009 (Tons)

EXPORTER	CHERRY	BLUEB	APPLE	AVOCADO	RASPB	PERSIMON	QUINCE	CHERYM	APPLE	PLUM	NECTARIN	NECTARIN	BLUEB	NECTARIN
	BING	NOT DEF	RY. GALA	HASS	HERITAGE	NOT DEF	NOT DEF	C. USA	FUJI	LARRY ANN	VENUS	AUG. RED	ONIGL	R. GLEND
Prima Aorotradino S.A.	105.2	120.6		75.3							31.0	13.7	3.3	35.1
Greenvic Comercial S.A.	25.7		197.5						48.9	47.1				
Comercial Fruticola S.A.		184.6			33.3	61.9	59.1							35.1
San Fco. Lo Garces, Soc. Ltda.	309.3													
Propal S.A., Exportadora				107.5				49.9						
Natural Choice					95.1									
Aconcaqua Ltda, Exp. (Aconex)											13.2	26.7		
Others	338.3	206.9	197.5	107.5	128.4	61.9	59.1	49.9	48.9	47.1	13.2	26.7	35.1	

### Sunview Marketing International Inc.

[www.sunviewmarketing.com](http://www.sunviewmarketing.com)

Phone: 1 (661) 7923155  
 Fax: 1 (661) 7922683  
 e-mail: Michaelastorga@sunviewmarketing.com  
 Contact: Michael Astorga

1998 Road 152  
 Delano, CA 93215  
 U.S.A.



### Main Species Detail

Season 2008/2009 (Tons)

EXPORTER	GRAPE	TOTAL TONS			TOTAL TH.CASES		
		2008-09	2007-08	2006-07	2008-09	2007-08	2006-07
Zebra Ltda, Fruticola	2,115.2	2,115.2	1,252.4	991.1	259.1	152.7	120.9
<b>TOTAL TONS 2008-09</b>	<b>2,115.2</b>	<b>2,115.2</b>					
<b>TOTAL TONS 2007-08</b>	<b>1,252.4</b>		<b>1,252.4</b>				
<b>TOTAL TONS 2006-07</b>	<b>991.1</b>			<b>991.1</b>			
<b>TOTAL TH.CASES 2008-09</b>	<b>259.1</b>				<b>259.1</b>		
<b>TOTAL TH.CASES 2007-08</b>	<b>152.7</b>					<b>152.7</b>	
<b>TOTAL TH.CASES 2006-07</b>	<b>120.9</b>						<b>120.9</b>

### Main Varieties Detail

Season 2008/2009 (Tons)

EXPORTER	GRAPE	GRAPE	GRAPE	GRAPE
	SUNST. SDL	CRIMSON	NOT DEF	RALLI SDL
Zebra Ltda, Fruticola	1,498.0	323.5	289.7	3.9



1260 South Main St., P.O. Box 335  
Fallbrook, CA 92028  
U.S.A.

Avocados Del Rey  
Phone: 1 (760) 7288325  
Fax: 1 (760) 7289501  
e-mail: rhofshi@avocadosource.com  
Contact: Reuben Hofshi

## Main Species Detail

Season 2008/2009 (Tons)

EXPORTER	AVOCADO	TOTAL TONS			TOTAL TH.CASES		
		2008-09	2007-08	2006-07	2008-09	2007-08	2006-07
Desarrollo Agrario S.A.	773.0						63.8
Santa Cruz S.A., Exportadora	468.7	468.7	621.7	1,543.2	41.0	56.2	133.4
Alto Aconcaqua S.A.	343.0	343.0			30.4		
Cabifrut S.A.	286.3	286.3	601.7	655.5	24.4	54.1	55.5
Pronal S.A., Exportadora	21.5	21.5			1.9		
<b>TOTAL TONS</b>	2008-09	1,892.6	1,892.6				
<b>TOTAL TONS</b>	2007-08	3,331.6	3,331.6				
<b>TOTAL TONS</b>	2006-07	5,838.7		5,838.7			
<b>TOTAL TH.CASES</b>	2008-09	161.5			161.5		
<b>TOTAL TH.CASES</b>	2007-08	296.8				296.8	
<b>TOTAL TH.CASES</b>	2006-07	507.6					507.6

## Main Varieties Detail

Season 2008/2009 (Tons)

EXPORTER	AVOCADO	
	HASS	NOT DEF
Desarrollo Agrario S.A.	773.0	
Santa Cruz S.A., Exportadora	468.7	
Alto Aconcaqua S.A.	343.0	
Cabifrut S.A.	286.3	
Pronal S.A., Exportadora	21.5	



3153 Place de Chazel  
Montreal Quebec H3M 1E1  
Canada

Imex Agro Inc.  
Phone: 1 (514) 331 5125  
Fax: 1 (514) 331 5276  
e-mail: realgagnon@imexagro.com  
Contact: Real Gagnon

## Main Species Detail

Season 2008/2009 (Tons)

EXPORTER	ORANGE	KIWIS	APPLE	GRAPE	PLUM	LEMON	CLEMENT	BLUEB	TOTAL TONS			TOTAL TH.CASES		
									2008-09	2007-08	2006-07	2008-09	2007-08	2006-07
Soc. Agric. Comercial Ltda. (Aricom)	634.0		222.8	193.5	86.4		44.6	23.3	1,222.4	1,556.8	1,204.7	104.1	121.2	111.6
Trinidad Exports S.A.		375.7							396.1	114.2			38.7	8.3
Valle Central Ltda. Asesorías						69.1			69.1				4.0	
<b>TOTAL TONS</b>	2008-09	634.0	375.7	222.8	193.5	86.4	69.1	44.6	23.3	1,687.6				
<b>TOTAL TONS</b>	2007-08	631.6	44.8	387.3	212.5	161.8		82.3			1,670.9			
<b>TOTAL TONS</b>	2006-07	122.4		432.1	158.9	179.8		112.0				1,247.8		
<b>TOTAL TH.CASES</b>	2008-09	37.4	37.6	11.9	23.5	9.6	4.0	4.4	14.2				146.8	
<b>TOTAL TH.CASES</b>	2007-08	36.6	4.5	21.3	25.9	18.1		8.1						129.5
<b>TOTAL TH.CASES</b>	2006-07	7.2		23.5	19.4	20.1		11.2						117.4

## Main Varieties Detail

Season 2008/2009 (Tons)

EXPORTER	ORANGE	KIWIS	APPLE	ORANGE	GRAPE	LEMON	PLUM	GRAPE	ORANGE	CLEMENT	GRAPE	APPLE	BLUEB	PLUM
	LANE LATE	HAYWARD	RY. GALA	NAVELS	CRIMSON	GENOVA	ANGELENO	AUT. RY.	NAVEL LT.	CLEMENUL.	R. GLOBE	GRANNIES	HIGHBUSH	NOT DEF
Soc. Agric. Comercial Ltda. (Aricom)	436.0		181.1	144.7	86.3		64.8	56.4	52.1	44.6	40.8	34.7	23.3	21.6
Trinidad Exports S.A.		375.7												
Valle Central Ltda. Asesorías						69.1								



## Henry Avocado Corp.

Phone: 1 (760) 745 6632  
 Fax: 1 (760) 745 5043  
 e-mail: phil@henryavocado.com  
 Contact: Phil Henry

2355 E. Lincoln Avenue. PO Box 300867  
 Escondido, CA 92030  
 U.S.A.



### Main Species Detail

Season 2008/2009 (Tons)

EXPORTER	AVOCADO	TOTAL TONS			TOTAL TH.CASES		
		2008-09	2007-08	2006-07	2008-09	2007-08	2006-07
Propal S.A., Exportadora	1,009.2	1,009.2	1,793.5	1,953.7	88.8	161.0	172.3
Cabilfrut S.A.	284.7	284.7	589.9	1,015.4	25.7	53.5	87.4
Santa Cruz S.A., Exportadora	225.9	225.9	468.6	1,385.2	19.9	42.6	122.4
Soc. Agric. Comercial Ltda. (Agricom)	100.7	100.7	522.9	1,061.7	9.2	47.5	94.8
<b>TOTAL TONS</b>	<b>2008-09</b>	<b>1,620.5</b>	<b>1,620.5</b>				
<b>TOTAL TONS</b>	<b>2007-08</b>	<b>3,374.9</b>	<b>3,374.9</b>				
<b>TOTAL TONS</b>	<b>2006-07</b>	<b>5,416.0</b>		<b>5,416.0</b>			
<b>TOTAL TH.CASES</b>	<b>2008-09</b>	<b>143.6</b>			<b>143.6</b>		
<b>TOTAL TH.CASES</b>	<b>2007-08</b>	<b>304.6</b>				<b>304.6</b>	
<b>TOTAL TH.CASES</b>	<b>2006-07</b>	<b>476.9</b>					<b>476.9</b>

### Main Varieties Detail

Season 2008/2009 (Tons)

EXPORTER	AVOCADO
	HASS
Propal S.A., Exportadora	1,009.2
Cabilfrut S.A.	284.7
Santa Cruz S.A., Exportadora	225.9
Soc. Agric. Comercial Ltda. (Agricom)	100.7

## Alpine Fresh Inc.

Phone: 1 (305) 594 9117  
 Fax: 1 (305) 594 8506  
 e-mail: w.yager@alpinefresh.com  
 Contact: Walter Yager

[www.alpinefresh.com](http://www.alpinefresh.com)

9300 Northw est 58th Street - Suite 201  
 Miami, FL 33178  
 U.S.A.



### Main Species Detail

Season 2008/2009 (Tons)

EXPORTER	BLUEB	RASPB	PEACH	PEAR	TOTAL TONS			TOTAL TH.CASES		
					2008-09	2007-08	2006-07	2008-09	2007-08	2006-07
San Rafael Ltda.	597.5				597.5	315.2		98.0	68.4	
Alimentos Naturales Vitafoods S.A.	481.6				481.6	968.0	596.7	159.4	347.7	236.3
FruX Ltda, Exportadora	270.4				270.4	4.5		45.9	0.6	
Aloine Chile S.A	116.6				116.6			29.5		
San Esteban Ltda., Exp.	99.1				99.1			51.1		
San Esteban Ltda, Exp. Y Frutícola	24.0				24.0	56.3		12.8	37.5	
<b>TOTAL TONS</b>	<b>2008-09</b>	<b>1,589.3</b>			<b>1,589.3</b>					
<b>TOTAL TONS</b>	<b>2007-08</b>	<b>1,350.9</b>	<b>0.8</b>			<b>1,351.7</b>				
<b>TOTAL TONS</b>	<b>2006-07</b>	<b>578.6</b>	<b>15.5</b>	<b>2.5</b>	<b>0.03</b>		<b>596.7</b>			
<b>TOTAL TH.CASES</b>	<b>2008-09</b>	<b>396.7</b>						<b>396.7</b>		
<b>TOTAL TH.CASES</b>	<b>2007-08</b>	<b>455.9</b>	<b>0.10</b>						<b>456.0</b>	
<b>TOTAL TH.CASES</b>	<b>2006-07</b>	<b>227.9</b>	<b>7.8</b>	<b>0.6</b>	<b>0.003</b>					<b>236.3</b>

### Main Varieties Detail

Season 2008/2009 (Tons)

EXPORTER	BLUEB	BLUEB	BLUEB	BLUEB	BLUEB	RASPB	PEACH	PEAR
	NOT DEF	HIGHBUSH	ONEIL	RASITEYE	BL. CROP	HERITAGE	NOT DEF	NOT DEF
San Rafael Ltda.	510.2	29.5	57.8					
Alimentos Naturales Vitafoods S.A.	358.8	64.1		58.7				
FruX Ltda, Exportadora	248.8	6.3	14.0		1.3			
Aloine Chile S.A	62.6	54.0						
San Esteban Ltda., Exp.	62.4		36.7					
San Esteban Ltda, Exp. Y Frutícola	13.3		10.7					

### Main Species Detail

Season 2008/2009 (Tons)

EXPORTER	BLUEB	RASPB	MURTL	TOTAL TONS			TOTAL TH.CASES		
				2008-09	2007-08	2006-07	2008-09	2007-08	2006-07
Alimentos Naturales Vitafoods S.A.	659.6			659.6	445.8	369.9	221.7	172.9	177.2
Pataconia Food S.A	343.8			343.8	182.7	128.2	87.7	79.3	74.5
Blue Valley	263.9	0.6		264.4	79.6		62.7	49.7	
Valle Maule S.A.	170.6			170.6	253.5	47.0	70.2	134.4	22.6
South Pacific Trading Ltda.	118.0			118.0			47.8		
Subsole S.A., Exportadora	1.2			1.2			0.6		
<b>TOTAL TONS</b>	<b>2008-09</b>	<b>1,557.2</b>	<b>0.6</b>	<b>1,557.7</b>					
<b>TOTAL TONS</b>	<b>2007-08</b>	<b>926.9</b>	<b>50.6</b>		<b>977.5</b>				
<b>TOTAL TONS</b>	<b>2006-07</b>	<b>516.9</b>	<b>108.9</b>	<b>0.009</b>		<b>625.8</b>			
<b>TOTAL TH.CASES</b>	<b>2008-09</b>	<b>490.4</b>	<b>0.3</b>				<b>490.7</b>		
<b>TOTAL TH.CASES</b>	<b>2007-08</b>	<b>419.9</b>	<b>25.1</b>					<b>445.0</b>	
<b>TOTAL TH.CASES</b>	<b>2006-07</b>	<b>260.2</b>	<b>53.8</b>	<b>0.005</b>					<b>314.0</b>

### Main Varieties Detail

Season 2008/2009 (Tons)

EXPORTER	BLUEB	BLUEB	BLUEB	BLUEB	RASPB	BLUEB	BLUEB	MURTL
	NOT DEF	HIGHBUSH	RASITEVE	ELLIOT	HERITAGE	BRIGHTW.	BLUERAY	NOT DEF
Alimentos Naturales Vitafoods S.A.	548.1	53.4	58.2					
Pataconia Food S.A	324.6	8.0		11.3				
Blue Valley	208.2	55.6			0.6			
Valle Maule S.A.	138.3	32.2						
South Pacific Trading Ltda.	102.8	15.3						
Subsole S.A., Exportadora		1.2						



### Main Species Detail

Season 2008/2009 (Tons)

EXPORTER	GRAPE	TONS		TH.CAS	
		2008-09	2008-09	2008-09	2008-09
Subsole S.A., Exportadora	1,518.1	1,518.1	196.2		
<b>TOTAL TONS</b>	<b>2008-09</b>	<b>1,518.1</b>	<b>1,518.1</b>		
<b>TOTAL TH.CASES</b>	<b>2008-09</b>	<b>196.2</b>	<b>196.2</b>		

### Main Varieties Detail

Season 2008/2009 (Tons)

EXPORTER	GRAPE	GRAPE	GRAPE	GRAPE	GRAPE	GRAPE	GRAPE	GRAPE	GRAPE	GRAPE	GRAPE
	CRIMSON	FLAME S/L	THOMPSON	BLACK S/L	R. GLOBE	SUGRAONE	AUT. RY.	PRINCESS	NOT DEF	PERLETTE	PRN. SEED.
Subsole S.A., Exportadora	397.1	338.8	311.7	222.0	97.5	75.6	35.9	14.2	12.9	7.1	5.1



## Cal Pacific Growers

Phone: 1 (213) 488 8000 / (213) 400 8516  
 Fax: 1 (213) 896 4323  
 e-mail: calpacgrow@sbcglobal.net  
 Contact: Neil Witt

1320 E. Olympic Blvd. - Suite 215  
 Los Angeles, CA 90021  
 U.S.A.



### Main Species Detail

Season 2008/2009 (Tons)

EXPORTER	AVOCADO	PEACH	NECTARIN	APRICOT	LEMON	TOTAL TONS			TOTAL TH.CASES		
						2008-09	2007-08	2006-07	2008-09	2007-08	2006-07
Aaricola Dalbosco Hnos.v Cia Ltda.	602.1					602.1			53.8		
Subsole S.A., Exportadora	580.2					580.2	661.8	235.8	51.8	59.5	21.1
Easter Island S.A.	129.0					129.0	64.5		11.5	5.8	
Prima Aarotradino S.A.	86.0					86.0	385.6		7.7	34.4	
San Fernando S.A., Frutera (Frusan)	43.0					43.0			3.8		
Santa Luisa Ltda., Exportadora	21.5					21.5			1.9		
<b>TOTAL TONS</b>	<b>2008-09</b>	<b>1,461.9</b>				<b>1,461.9</b>					
<b>TOTAL TONS</b>	<b>2007-08</b>	<b>1,217.6</b>	<b>8.0</b>	<b>6.5</b>	<b>2.5</b>		<b>1,234.6</b>				
<b>TOTAL TONS</b>	<b>2006-07</b>	<b>235.8</b>				<b>24.8</b>		<b>260.5</b>			
<b>TOTAL TH.CASES</b>	<b>2008-09</b>	<b>130.6</b>							<b>130.6</b>		
<b>TOTAL TH.CASES</b>	<b>2007-08</b>	<b>109.2</b>	<b>0.9</b>	<b>0.7</b>	<b>0.4</b>					<b>111.2</b>	
<b>TOTAL TH.CASES</b>	<b>2006-07</b>	<b>21.1</b>				<b>1.4</b>					<b>22.6</b>

### Main Varieties Detail

Season 2008/2009 (Tons)

EXPORTER	AVOCADO	
	HASS	NOT DEF.
Aaricola Dalbosco Hnos.v Cia Ltda.	602.1	
Subsole S.A., Exportadora	537.2	43.0
Easter Island S.A.	129.0	
Prima Aarotradino S.A.	86.0	
San Fernando S.A., Frutera (Frusan)	43.0	
Santa Luisa Ltda., Exportadora	21.5	

## Contel Fresh, Inc.

Phone: 1 (973) 912 0274  
 Fax: 1 (973) 912 0779  
 e-mail: lou.conte@contelfresh.com  
 Contact: Lou Conte

150 Morris Ave. Suite 205  
 Springfield, NJ 07081  
 U.S.A.



### Main Species Detail

Season 2008/2009 (Tons)

EXPORTER	PEACH	NECTARIN	PLUM	GRAPE	CHERRY	APPLE	BLUEB	RASPB	TOTAL TONS			TOTAL TH.CASES		
									2008-09	2007-08	2006-07	2008-09	2007-08	2006-07
Verfrut S.A., Sociedad Exportadora	181.8	201.4	113.6	151.5	18.6				666.9	681.9		86.3	95.3	
Southern Fruit, Exportadora	85.2	81.5	112.9		8.7		11.3		299.6	33.6		46.0	4.8	
Rucarav S.A., Exportadora v Servicios	52.4	72.4	19.5		31.7	42.4			218.4	229.3	317.3	28.4	41.7	63.3
David del Curto S.A.	54.8	32.3	37.4		16.9				141.5			36.2		
Chilexpo Frut Ltda., Soc. Agr.					27.3				27.3	102.3	96.0	5.5	20.5	14.8
Ben David S.A., Exportadora		7.5			18.7				26.1	9.2		4.8	1.2	
Southern Specialties	13.8		1.2						15.1			1.9		
Scramble Ltda., Ases. e Inv.	15.0								15.0			2.1		
Others	7.0	11.8	2.0				1.1		21.9	66.3	504.9	3.3	17.9	85.3
<b>TOTAL TONS</b>	<b>2008-09</b>	<b>409.9</b>	<b>407.0</b>	<b>286.6</b>	<b>151.5</b>	<b>121.8</b>	<b>42.4</b>	<b>12.4</b>	<b>1,431.7</b>					
<b>TOTAL TONS</b>	<b>2007-08</b>	<b>276.4</b>	<b>261.4</b>	<b>230.6</b>	<b>79.3</b>	<b>186.4</b>	<b>60.2</b>	<b>11.4</b>		<b>1,122.5</b>				
<b>TOTAL TONS</b>	<b>2006-07</b>	<b>316.1</b>	<b>304.7</b>	<b>170.8</b>		<b>102.6</b>	<b>21.4</b>				<b>918.2</b>			
<b>TOTAL TH.CASES</b>	<b>2008-09</b>	<b>60.1</b>	<b>55.5</b>	<b>47.0</b>	<b>18.5</b>	<b>24.4</b>	<b>2.3</b>	<b>6.6</b>				<b>214.4</b>		
<b>TOTAL TH.CASES</b>	<b>2007-08</b>	<b>40.8</b>	<b>42.2</b>	<b>36.7</b>	<b>9.7</b>	<b>37.1</b>	<b>3.3</b>	<b>5.9</b>	<b>4.3</b>				<b>181.4</b>	
<b>TOTAL TH.CASES</b>	<b>2006-07</b>	<b>56.8</b>	<b>57.5</b>	<b>27.2</b>		<b>20.3</b>	<b>1.2</b>							<b>163.4</b>

### Main Varieties Detail

Season 2008/2009 (Tons)

EXPORTER	NECTARIN	CHERRY	PLUM	PEACH	GRAPE	PEACH	NECTARIN	PEACH	NECTARIN	APPLE	NECTARIN	PLUM	PEACH	GRAPE
	NOT DEF.	BING	LARRY ANN	ZE LADY	THOMPSON	EL. LADY	AUG. RED	NOT DEF.	SPT. RED	GRANNIES	ART. SNOW	FRIAR	AUG. LADY	CRIMSON
Verfrut S.A., Sociedad Exportadora	99.7	18.6	73.6	34.6	70.3	34.0	46.6	28.2						31.5
Southern Fruit, Exportadora	27.5	8.7	2.2	25.9		17.1		2.3	36.9			36.6	20.0	
Rucarav S.A., Exportadora v Servicios	7.7	31.7		3.8			7.7	14.1		42.4	39.2			
David del Curto S.A.		5.2	13.4	8.8		13.7	10.9							
Chilexpo Frut Ltda., Soc. Agr.		27.3												
Ben David S.A., Exportadora		18.7												
Southern Specialties			0.3	0.1								0.6	13.7	
Others	35.2	91.6	15.8	52.8		31.5	18.6	18.0	45.3	42.4	39.2	37.1	33.7	



36 N. King Street, 1st Floor.  
Gloucester City. NJ 08030  
U.S.A.

Prodex International, Inc.  
Phone: 1 (856) 4562007  
Fax: 1 (856) 4564007  
e-mail: jdemalo@msn.com  
Contact: James Demalo

### Main Species Detail

Season 2008/2009 (Tons)

EXPORTER	GRAPE	LEMON	ORANGE	CLEMANT	AVOCADO	APPLE	BLUEB	NECTARIN	TOTAL TONS			TOTAL TH.CASES		
									2008-09	2007-08	2006-07	2008-09	2007-08	2006-07
Rauco Ltda., Exportadora, Exportadora	663.0		88.3	26.6					777.9			89.6		
Nutrafrut S.A.	316.7								316.7		1.320.3	38.7		161.0
Food & Fruit Comercial Ltda		123.8					3.1		127.0	74.3		9.3	4.3	
Santa Monica Ltda, Agricola	91.0								91.0			11.1		
Gravo S.A.	26.6								26.6			3.2		
New York Exportaciones v Cia Ltda.					21.1				21.1	275.7		1.9	41.4	
Comerc.Y Exp.North Andes Chile						20.2			20.2			1.1		
Jaime Ramirez	16.7								16.7			2.0		
Others	26.8								26.8	2.793.2	2.905.6	3.3	330.6	338.8
<b>TOTAL TONS</b>	<b>2008-09</b>	<b>1.140.9</b>	<b>123.8</b>	<b>88.3</b>	<b>26.6</b>	<b>21.1</b>	<b>20.2</b>	<b>3.1</b>	<b>1.424.0</b>					
<b>TOTAL TONS</b>	<b>2007-08</b>	<b>2.094.3</b>	<b>122.3</b>		<b>233.4</b>	<b>42.2</b>	<b>80.8</b>			<b>3.143.2</b>				
<b>TOTAL TONS</b>	<b>2006-07</b>	<b>3.960.9</b>					<b>243.0</b>				<b>4.225.9</b>			
<b>TOTAL TH.CASES</b>	<b>2008-09</b>	<b>139.2</b>	<b>7.2</b>	<b>5.9</b>	<b>2.8</b>	<b>1.9</b>	<b>1.1</b>	<b>2.1</b>				<b>160.2</b>		
<b>TOTAL TH.CASES</b>	<b>2007-08</b>	<b>255.2</b>	<b>7.2</b>		<b>37.6</b>	<b>3.8</b>	<b>4.3</b>		<b>28.8</b>				<b>376.4</b>	
<b>TOTAL TH.CASES</b>	<b>2006-07</b>	<b>483.2</b>					<b>13.3</b>							<b>499.7</b>

### Main Varieties Detail

Season 2008/2009 (Tons)

EXPORTER	GRAPE	GRAPE	GRAPE	GRAPE	LEMON	ORANGE	GRAPE	GRAPE	CLEMANT	GRAPE	AVOCADO	APPLE	GRAPE	GRAPE
	TROMPSON	CRIMSON	R. GLOBE	FLAME SDL	GENOVA	NAVEL LT.	SUGRAONE	BLACK SDL	CLEMVUL.	AUT. RY.	HASS	FUJI	NOT DEF	PRINCESS
Rauco Ltda., Exportadora, Exportadora	250.5	211.1	22.8	106.3		88.3	72.4		26.6					
Nutrafrut S.A.	26.0	47.9	178.3					38.6		15.0				9.4
Food & Fruit Comercial Ltda					123.8									
Santa Monica Ltda, Agricola	15.7		15.7	31.6			10.2						17.7	
Gravo S.A.			8.9	17.7										
New York Exportaciones v Cia Ltda.										21.1				
Comerc.Y Exp.North Andes Chile												20.2		
Others	41.7	47.9	221.8	66.0	123.8		10.2	38.6		22.8	21.1	20.2	17.7	9.4



[www.agri-mondo.com](http://www.agri-mondo.com)  
9240 Boul Pie IX  
Montreal, Quebec, H1Z 4H7  
Canada

Agri-Mondo, Inc.  
Phone: 1 (514) 3239240  
Fax: 1 (514) 3230611  
e-mail: joeborsellino@agri-mondo.com  
Contact: Joe Borsellino Dino Gallo

### Main Species Detail

Season 2008/2009 (Tons)

EXPORTER	KIWIS	APPLE	GRAPE	PEAR	PEACH	CHERRY	NECTARIN	PLUM	TOTAL TONS			TOTAL TH.CASES		
									2008-09	2007-08	2006-07	2008-09	2007-08	2006-07
Comercializadora Paine Ltda.	322.6	21.2	307.0						650.7			70.9		
AMS Family S.A., Comercial	240.1	149.8							389.9	241.4	114.2	32.8	18.7	6.3
Frutasol Chile S.A., Exportadora		83.8		93.2					177.0	136.0		10.0	7.5	
C v D Internacional S.A.		64.2							64.2			3.5		
Araucaria Exportaciones S.A.					6.7	3.4	2.6		12.6			1.6		
<b>TOTAL TONS</b>	<b>2008-09</b>	<b>562.7</b>	<b>319.0</b>	<b>307.0</b>	<b>93.2</b>	<b>6.7</b>	<b>3.4</b>	<b>2.6</b>	<b>1.294.5</b>					
<b>TOTAL TONS</b>	<b>2007-08</b>	<b>158.1</b>	<b>128.4</b>	<b>474.5</b>	<b>158.4</b>		<b>12.9</b>		<b>9.2</b>	<b>941.5</b>				
<b>TOTAL TONS</b>	<b>2006-07</b>	<b>511.8</b>	<b>132.0</b>	<b>177.3</b>	<b>92.2</b>						<b>1.335.9</b>			
<b>TOTAL TH.CASES</b>	<b>2008-09</b>	<b>56.8</b>	<b>17.8</b>	<b>37.4</b>	<b>5.1</b>	<b>0.8</b>	<b>0.5</b>	<b>0.3</b>				<b>118.8</b>		
<b>TOTAL TH.CASES</b>	<b>2007-08</b>	<b>15.7</b>	<b>7.1</b>	<b>57.7</b>	<b>8.7</b>		<b>2.5</b>		<b>1.1</b>				<b>92.8</b>	
<b>TOTAL TH.CASES</b>	<b>2006-07</b>	<b>51.2</b>	<b>7.3</b>	<b>21.6</b>	<b>5.1</b>									<b>126.8</b>

### Main Varieties Detail

Season 2008/2009 (Tons)

EXPORTER	KIWIS	APPLE	GRAPE	PEAR	GRAPE	GRAPE	APPLE	KIWIS	APPLE	GRAPE	APPLE	PEACH	CHERRY	NECTARIN
	HAYWARD	RY. GALA	CRIMSON	BOSC	FLAME SDL	SUGRAONE	JONAGOLD	NOT DEF	BRAEBURN	NOT DEF	C. PINK	RICH LADY	NOT DEF	SUP. QUEEN
Comercializadora Paine Ltda.	322.6	21.2	204.7		59.0	27.6				15.7				
AMS Family S.A., Comercial	217.3	149.8						22.8						
Frutasol Chile S.A., Exportadora		28.9		93.2			25.4		21.4		8.2			
C v D Internacional S.A.		64.2												
Araucaria Exportaciones S.A.												5.0	3.4	2.6



## Western Grocers Vancouver

Phone: 1 (604) 322 3688

8308 Main Street  
Vancouver, BC, 5 XV 2S8  
Canada



## Main Species Detail

Season 2008/2009 (Tons)

EXPORTER	APPLE	KIWIS	TOTAL TONS			TOTAL TH.CASES		
			2008-09	2007-08	2006-07	2008-09	2007-08	2006-07
Greenvic Comercial S.A.	1,027.2	265.3	1,292.5	1,206.3	959.1	83.0	74.4	52.7
<b>TOTAL TONS</b>	<b>2008-09</b>	<b>1,027.2</b>	<b>1,292.5</b>					
<b>TOTAL TONS</b>	<b>2007-08</b>	<b>1,027.1</b>		<b>1,206.3</b>				
<b>TOTAL TONS</b>	<b>2006-07</b>	<b>959.1</b>			<b>959.1</b>			
<b>TOTAL TH.CASES</b>	<b>2008-09</b>	<b>56.4</b>	<b>26.5</b>			<b>83.0</b>		
<b>TOTAL TH.CASES</b>	<b>2007-08</b>	<b>56.4</b>	<b>17.9</b>				<b>74.4</b>	
<b>TOTAL TH.CASES</b>	<b>2006-07</b>	<b>52.7</b>						<b>52.7</b>

## Main Varieties Detail

Season 2008/2009 (Tons)

EXPORTER	APPLE	KIWIS	APPLE
	RY. GALA	HAYWARD	GRANNIES
Greenvic Comercial S.A.	1,008.9	265.3	18.3

## Arbola Produce, Inc.

Phone: 1 (213) 627 8736

Fax: 1 (213) 239 6797

e-mail: mpo@valleyproduce.com

Contact: Pilar Charrada

[www.valleyproduce.com](http://www.valleyproduce.com)

1601 East Olympic Blvd. Bldg. 300

Suites 300-307. Los Angeles, CA 90021

U.S.A.



## Main Species Detail

Season 2008/2009 (Tons)

EXPORTER	GRAPE	APPLE	PLUM	PEACH	NASHI	NECTARIN	AVOCADO	PEAR	TOTAL TONS			TOTAL TH.CASES			
									2008-09	2007-08	2006-07	2008-09	2007-08	2006-07	
Maana Trading S.A., Exportadora		169.4	41.1	77.5		9.6			297.5	109.6		23.9	9.0		
Aaricola v Fruticola La Esperanza S.A	75.1	20.2						69.1	164.4	162.0		14.2	15.2		
Atlántida Ltda. Soc. Agríc. e Inn.	111.7								111.7			13.4			
Queulat Export S.A.	15.7		57.0	16.9		20.7			110.4			13.5			
Casabindo Ltda. Exportadora Agrícola					106.0				106.0		149.6	26.5			37.4
Soc. Agríc. Comercial Ltda. (Agricom)	18.9		53.2	17.4		0.9			97.7	357.4		12.4	43.4		
Aaricola Dalbosco Hnos.v Cia Ltda.							86.0		86.0			7.7			
Prize Ltda., Exportadora			35.2			47.5			82.6	43.4		9.7	6.1		
Others	60.7	85.5		55.9		23.5			231.3	1,980.1	3,142.2	23.0	207.4	272.8	
<b>TOTAL TONS</b>	<b>2008-09</b>	<b>282.2</b>	<b>275.0</b>	<b>186.5</b>	<b>167.7</b>	<b>106.0</b>	<b>102.1</b>	<b>86.0</b>	<b>69.1</b>	<b>1,287.7</b>					
<b>TOTAL TONS</b>	<b>2007-08</b>	<b>815.2</b>	<b>324.9</b>	<b>325.5</b>	<b>336.6</b>	<b>437.8</b>	<b>129.0</b>	<b>263.5</b>		<b>2,652.5</b>					
<b>TOTAL TONS</b>	<b>2006-07</b>	<b>497.4</b>	<b>1,220.5</b>	<b>306.4</b>	<b>456.5</b>	<b>149.6</b>	<b>289.6</b>	<b>21.5</b>	<b>320.0</b>		<b>3,291.8</b>				
<b>TOTAL TH.CASES</b>	<b>2008-09</b>	<b>34.3</b>	<b>15.2</b>	<b>22.2</b>	<b>19.9</b>	<b>26.5</b>	<b>12.3</b>	<b>7.7</b>	<b>3.8</b>			<b>144.2</b>			
<b>TOTAL TH.CASES</b>	<b>2007-08</b>	<b>99.7</b>	<b>17.7</b>	<b>39.0</b>	<b>40.7</b>	<b>52.1</b>	<b>11.5</b>	<b>16.8</b>					<b>281.2</b>		
<b>TOTAL TH.CASES</b>	<b>2006-07</b>	<b>59.9</b>	<b>67.2</b>	<b>35.1</b>	<b>53.1</b>	<b>37.4</b>	<b>33.9</b>	<b>1.9</b>	<b>17.7</b>						<b>310.2</b>

## Main Varieties Detail

Season 2008/2009 (Tons)

EXPORTER	APPLE	PLUM	AVOCADO	GRAPE	GRAPE	NASHI	APPLE	APPLE	GRAPE	GRAPE	NECTARIN	PEAR	PEACH	PEACH
	FLJI	ZARRO	HASS	FLAME SDL	CRIMSON	HOSUI	C. PINK	GRANNIES	THOMPSON	NOT DEF	SP. BRIGHT	BARTL. V.	WH. LADY	RICH LADY
Maana Trading S.A., Exportadora	123.3	3.1					46.1						17.8	24.8
Aaricola v Fruticola La Esperanza S.A					13.4		20.2		39.4	18.4		47.2		
Atlántida Ltda. Soc. Agríc. e Inn.				63.0	22.0					17.3				
Queulat Export S.A.		39.3							15.7					
Casabindo Ltda. Exportadora Agrícola						71.5								
Soc. Agríc. Comercial Ltda. (Agricom)		53.2		7.9					3.1		0.9			4.3
Aaricola Dalbosco Hnos.v Cia Ltda.			86.0											
Others		99.9	86.0	75.6	72.5	71.5	20.2	64.2	58.3	49.1	48.3	47.2	24.1	16.4





**www.frusol.com**  
250 Consumers Rd Suite 501  
North York, Ontario M2J 4V6  
Canada

Frusol International, Inc.  
Phone: 1 (416) 492 7797  
Fax: 1 (416) 4927080  
e-mail: info@frusol.com  
Contact: Max Rusque

### Main Species Detail

Season 2008/2009 (Tons)

EXPORTER		CLEMENT	ORANGE	APPLE	MAND.	FIG	KIWIS	LOQUAT	AVOCADO	TOTAL TONS			TOTAL TH.CASES		
										2008-09	2007-08	2006-07	2008-09	2007-08	2006-07
Southern Fruit, Exportadora		134.4	42.6	276.2						453.2	93.4		31.4	5.4	
Río Blanco Ltda. Exportadora		11.0	193.5							204.6	98.7		16.9	26.7	
Crispa Gold Ltda.		154.5								154.5			15.4		
Safex Ltda., Exportadora			122.4							122.4	503.2	1,012.2	7.2	108.3	340.1
Osoenheimer Chile Ltda. Serv. Agríc.		89.6								89.6			9.0		
Others		51.8	67.8	103.4	22.4	2.4				247.9	187.5	301.6	18.4	26.7	32.2
<b>TOTAL TONS</b>	2008-09	441.4	426.3	379.6	22.4	2.4				1,272.2					
<b>TOTAL TONS</b>	2007-08	568.1	184.2	63.0	44.8		22.4	0.4		882.9					
<b>TOTAL TONS</b>	2006-07	949.2	120.2	191.5					22.1			1,313.8			
<b>TOTAL TH.CASES</b>	2008-09	47.8	26.1	20.9	2.2	1.3							98.3		
<b>TOTAL TH.CASES</b>	2007-08	145.8	11.0	3.5	4.5		2.2	0.1						167.1	
<b>TOTAL TH.CASES</b>	2006-07	344.7	7.4	10.6					5.5						372.4



**www.algomaorchards.com**  
4425 Thickson Rd North  
Whitby, Ontario  
Canada

Algoma Orchards Ltd.  
Phone: 1 (905) 6554961  
Fax: 1 (905) 6558023  
e-mail: algoma@idirect.ca  
Contact: Mike Gibson

### Main Species Detail

Season 2008/2009 (Tons)

EXPORTER		APPLE	PEAR	TOTAL TONS			TOTAL TH.CASES		
				2008-09	2007-08	2006-07	2008-09	2007-08	2006-07
El Almendro S.A		448.4		448.4	1,289.7	275.6	24.5	70.2	15.1
San Clemente S.A., Exp.		315.0		315.0			17.7		
AMS Familv S.A., Comercial		296.9		296.9	460.2	149.8	17.0	26.7	8.2
Unifrutti Traders Ltda.		120.7		120.7	961.7	84.7	6.7	53.8	4.7
San Fernando S.A., Frutera (Frusan)		21.2		21.2	23.0	466.9	1.2	1.3	25.8
<b>TOTAL TONS</b>	2008-09	1,202.2		1,202.2					
<b>TOTAL TONS</b>	2007-08	3,168.0	46.3		3,214.4				
<b>TOTAL TONS</b>	2006-07	2,015.5	69.1			2,084.6			
<b>TOTAL TH.CASES</b>	2008-09	67.0					67.0		
<b>TOTAL TH.CASES</b>	2007-08	175.5	2.6					178.1	
<b>TOTAL TH.CASES</b>	2006-07	110.7	3.8						114.5



**www.zsfresh.com**  
P.O. Box 27467  
Fresno, CA 93729 - 7467  
U.S.A.

Z&S Distributing, Inc  
Phone: 1 (559) 432 1777  
Fax: 1 (559) 432 2888  
e-mail: mzaninovich@zsfresh.com  
Contact: Marti Zaninovich

### Main Species Detail

Season 2008/2009 (Tons)

EXPORTER		GRAPE	NECTARIN	PEACH	AVOCADO	PLUM	APPLE	PLUMCOT	LEMON	TOTAL TONS			TOTAL TH.CASES		
										2008-09	2007-08	2006-07	2008-09	2007-08	2006-07
Alfonso Evzaquirre v Cia. Ltda. Com.		204.7	192.3	121.9		43.3				562.1	553.7	312.4	71.6	72.2	40.0
Montolin S.A., Agrícola e Inmobiliaria		140.0	17.0	29.6						186.6	31.5		23.6	3.8	
Fresh Land Chile S.A.		157.3					20.5			177.8	17.3	335.3	20.2	2.1	40.9
Subsole S.A., Exportadora					172.0					172.0	406.4	272.8	15.4	36.3	25.0
Aconcaqua Ltda. Exp. (Aconex)			33.3	38.3				8.0		79.5			10.1		
<b>TOTAL TONS</b>	2008-09	502.0	242.5	189.7	172.0	43.3	20.5	8.0		1,178.0					
<b>TOTAL TONS</b>	2007-08	932.1	172.6	188.3	406.4	15.9	119.5			1,834.8					
<b>TOTAL TONS</b>	2006-07	730.4	152.6	112.2	630.7	15.8			24.8			1,666.5			
<b>TOTAL TH.CASES</b>	2008-09	61.1	31.5	24.7	15.4	6.0	1.1	1.1					140.8		
<b>TOTAL TH.CASES</b>	2007-08	113.7	23.3	25.1	36.3	2.2	6.6							207.2	
<b>TOTAL TH.CASES</b>	2006-07	89.1	19.6	14.1	56.9	2.4			1.4						183.6



NSA Produce Marketing Inc  
 Phone: 1 (509) 965 7327  
 Fax: 1 (509) 9721733  
 e-mail: tmaddem@nsaproduce.com  
 Contact: Tim Maddem

[www.nsaproduce.com](http://www.nsaproduce.com)  
 5808 A Summit View Ave 263  
 Yakima WA 98908  
 U.S.A.



### Main Species Detail

Season 2008/2009 (Tons)

EXPORTER	APPLE	PEAR	CHERRY	PLUM	AVOCADO	GRAPE	TOTAL TONS			TOTAL TH.CASES		
							2008-09	2007-08	2006-07	2008-09	2007-08	2006-07
NSA Exports Ltda.	234.9	73.7		70.9			379.5			25.9		
Alcalde S.A.	210.8	161.3					372.1	1,968.3	1,760.0	20.6	108.8	105.5
Wiesner S.A.. Patricio	191.2		95.0				286.2	930.7	285.3	28.7	50.8	15.6
Sofruco Alimentos Ltda.		92.2					92.2			5.1		
San Clemente S.A.. Exp.	21.4						21.4			1.2		
San Sebastian Export Chile S.A.	20.7						20.7			1.1		
<b>TOTAL TONS</b>	<b>2008-09</b>	<b>678.9</b>	<b>327.1</b>	<b>95.0</b>	<b>70.9</b>		<b>1,172.0</b>					
<b>TOTAL TONS</b>	<b>2007-08</b>	<b>2,687.9</b>	<b>253.4</b>			86.0		<b>3,027.4</b>				
<b>TOTAL TONS</b>	<b>2006-07</b>	<b>2,544.3</b>	<b>525.3</b>						<b>3,194.0</b>			
<b>TOTAL TH.CASES</b>	<b>2008-09</b>	<b>37.4</b>	<b>18.2</b>	<b>18.3</b>	<b>8.8</b>					<b>82.7</b>		
<b>TOTAL TH.CASES</b>	<b>2007-08</b>	<b>147.9</b>	<b>14.1</b>			7.7					<b>169.7</b>	
<b>TOTAL TH.CASES</b>	<b>2006-07</b>	<b>139.7</b>	<b>29.2</b>				15.2					<b>184.0</b>

### Grower Direct Marketing, L.L.C.

Phone: 1 (209) 931 7900  
 Fax: 1 (209) 931 7920  
 e-mail: jwilliams@growerdirect.net  
 Contact: Jimmy Williams

[www.growerdirect.net](http://www.growerdirect.net)  
 2097 Beyer Lane  
 Stockton, CA 95215  
 U.S.A.



### Main Species Detail

Season 2008/2009 (Tons)

EXPORTER	CHERRY	APRICOT	BLUEB	RASPB	PLUM	TOTAL TONS			TOTAL TH.CASES		
						2008-09	2007-08	2006-07	2008-09	2007-08	2006-07
Arofrío Central Ltda.	232.1					232.1	219.4	166.1	46.4	44.1	33.3
Conefrut S.A.	210.7					210.7	121.5	57.3	36.7	22.7	11.5
San Fernando S.A.. Frutera (Frusan)	166.0	39.2				205.2	413.5	207.7	39.7	80.1	39.4
Aconcaqua Ltda. Exp. (Aconex)	119.0	31.0				150.1	274.7	57.2	28.5	53.7	11.4
Surfrut Fresh S.A.	119.4					119.4	126.5	94.6	23.9	25.3	18.9
Others	230.1		11.3	0.5		241.8	496.0	364.2	53.5	113.0	86.8
<b>TOTAL TONS</b>	<b>2008-09</b>	<b>1,077.4</b>	<b>70.2</b>	<b>11.3</b>	<b>0.5</b>	<b>1,159.3</b>					
<b>TOTAL TONS</b>	<b>2007-08</b>	<b>1,535.2</b>	<b>80.5</b>	<b>35.9</b>			<b>1,651.5</b>				
<b>TOTAL TONS</b>	<b>2006-07</b>	<b>835.7</b>	<b>60.8</b>	<b>33.9</b>	16.6			<b>947.1</b>			
<b>TOTAL TH.CASES</b>	<b>2008-09</b>	<b>209.3</b>	<b>11.7</b>	<b>7.5</b>	<b>0.2</b>				<b>228.8</b>		
<b>TOTAL TH.CASES</b>	<b>2007-08</b>	<b>302.9</b>	<b>13.6</b>	<b>22.4</b>						<b>338.9</b>	
<b>TOTAL TH.CASES</b>	<b>2006-07</b>	<b>167.2</b>	<b>10.1</b>	<b>21.8</b>	2.2						<b>201.3</b>

### KGB International Inc.

Phone: 1 (877) 5424274  
 Fax: 1 (541) 8843975  
 e-mail: kgbintl@theworks.com  
 Contact: Ken Galloway


[www.kgbinternational.com](http://www.kgbinternational.com)  
 P.O. Box 5106  
 Klamath Falls, OR 97601  
 U.S.A.



### Main Species Detail

Season 2008/2009 (Tons)

EXPORTER	APPLE	PEACH	PLUM	NECTARIN	CHERRY	APRICOT	TOTAL TONS	
							2008-09	2008-09
San Fernando S.A.. Frutera (Frusan)	1,069.7					3.3	1,072.9	61.7
Aaricola Los Mavos Ltda.		20.3	13.6	13.0	11.9		58.7	9.2
<b>TOTAL TONS</b>	<b>2008-09</b>	<b>1,069.7</b>	<b>20.3</b>	<b>13.6</b>	<b>13.0</b>	<b>11.9</b>	<b>3.3</b>	<b>1,131.7</b>
<b>TOTAL TH.CASES</b>	<b>2008-09</b>	<b>61.1</b>	<b>2.0</b>	<b>3.4</b>	<b>1.4</b>	<b>2.4</b>	<b>0.5</b>	<b>70.8</b>



P.O. Box 858  
Kingsburg, CA, 93631  
U.S.A.


## Vintage Produce Sales

Phone: 1 (559) 595 8300  
Fax: 1 (559) 595 8302

### Main Species Detail

Season 2008/2009 (Tons)

EXPORTER	GRAPE	TOTAL TONS		TOTAL TH.CASES	
		2008-09	2007-08	2008-09	2007-08
Tresette Importadora Ltda.	1,118.4	1,118.4	411.0	132.4	47.9
<b>TOTAL TONS</b>	2008-09	1,118.4	1,118.4		
<b>TOTAL TONS</b>	2007-08	411.0	411.0		
<b>TOTAL TH.CASES</b>	2008-09	132.4		132.4	
<b>TOTAL TH.CASES</b>	2007-08	47.9			47.9



879 E Frontage Rd  
Rio Rico, AZ 85648  
U.S.A.

## Divine Flavor LLC

Phone: 1 (520) 2818328

### Main Species Detail

Season 2008/2009 (Tons)

EXPORTER	GRAPE	PLUM	NECTARIN	TONS		TH.CAS	
				2008-09	2008-09	2008-09	2008-09
San Fernando S.A., Frutera (Frusan)	518.0	191.7		709.7		88.4	
Gestión de Export. Frut. S.A.(Gesex)	212.6	132.6	51.5	396.7		46.1	
<b>TOTAL TONS</b>	2008-09	730.6	324.3	51.5	1,106.4		
<b>TOTAL TH.CASES</b>	2008-09	100.4	29.5	4.7		134.5	



[www.bacchusfresh.com](http://www.bacchusfresh.com)

800 Roosevelt Road, Building A Suite 212  
Glen Ellyn, IL 60137  
U.S.A.

## Bacchus Fresh International

Phone: 1 (630) 8586040  
Fax: 1 (639) 8586065  
e-mail: david@bacchusfresh.com  
Contact: David Esterline

### Main Species Detail

Season 2008/2009 (Tons)

EXPORTER	APPLE	PEAR	LEMON	TOTAL TONS		TOTAL TH.CASES	
				2008-09	2007-08	2008-09	2007-08
San Clemente S.A., Exp.	854.6	69.9		924.5		50.9	
Inver.Agricola Buenos Aires S.A.	64.2			64.2		3.5	
El Almendro S.A	42.8			42.8		2.4	
Copefrut S.A.	42.3			42.3		2.4	
AMS Family S.A., Comercial	21.4			21.4		1.2	
<b>TOTAL TONS</b>	2008-09	1,025.3	69.9		1,095.2		
<b>TOTAL TONS</b>	2007-08			49.5	49.5		
<b>TOTAL TH.CASES</b>	2008-09	56.4	3.8			60.3	
<b>TOTAL TH.CASES</b>	2007-08			2.9			2.9



Vip Marketing, Inc.  
 Phone: 1 (213) 833 7784  
 Fax: 1 (213) 8337788  
 e-mail: chris@vipmarketing.com  
 Contact: Chirs Martin

640 Santa Fe Ave.  
 Los Angeles, CA 90021  
 U.S.A.



V.I.P. MARKETING, INC.

### Main Species Detail

Season 2008/2009 (Tons)

EXPORTER		GRAPE	APPLE	NECTARIN	PEACH	KIWIS	PLUM	CHERRY	APRICOT	TOTAL TONS			TOTAL TH.CASES		
										2008-09	2007-08	2006-07	2008-09	2007-08	2006-07
Greenvic Comercial S.A.		188.5		153.1	132.2	20.8	37.1	6.1	2.6	540.4	487.7	703.3	67.8	61.4	91.4
Comerc.Y Exp.North Andes Chile			199.9						10.0	209.9	78.7		12.6	4.1	
Megafrut Ltda.		112.2								112.2			13.7		
Comercial Prontoexport Ltda.		107.8								107.8	315.9	152.7	13.0	36.8	18.6
Aerodirect		31.5				44.8		2.6		78.8	4.5		8.8	1.1	
Mario Lazo Hurt		30.7								30.7			3.8		
<b>TOTAL TONS</b>	2008-09	470.7	199.9	153.1	132.2	65.6	37.1	18.6	2.6	1,079.8					
<b>TOTAL TONS</b>	2007-08	535.6	121.6	115.2	211.9		24.0	3.8	3.1		1,114.5				
<b>TOTAL TONS</b>	2006-07	1,830.8	343.9	197.8	408.2	149.0	237.4	45.3	21.0			3,481.4			
<b>TOTAL TH.CASES</b>	2008-09	57.3	10.6	19.1	16.5	6.6	5.3	3.7	0.5				119.7		
<b>TOTAL TH.CASES</b>	2007-08	63.3	6.5	14.4	26.5		3.4	0.8	0.5					128.2	
<b>TOTAL TH.CASES</b>	2006-07	230.5	18.7	24.7	59.1	14.9	33.6	9.0	4.0						487.3

C.H. Robinson Worldwide Inc.  
 Phone: 1 (952) 937 8500  
 Fax: 1 (952) 937 7809  
 e-mail: Jason.Craig@CHRobinson.com  
 Contact: Jason Craig

[www.chrobinson.com](http://www.chrobinson.com)  
 14701 Charlson Road  
 Eden Prairie, MN 55347-5076  
 U.S.A.



**C.H. ROBINSON**  
 WORLDWIDE, INC.


### Main Species Detail

Season 2008/2009 (Tons)

EXPORTER		GRAPE	AVOCADO	PLUM	PEACH	NECTARIN	APPLE	TOTAL TONS			TOTAL TH.CASES				
								2008-09	2007-08	2006-07	2008-09	2007-08	2006-07		
Subsole S.A., Exportadora		526.0						526.0	808.3	413.7	76.1	117.7	55.2		
Santa Maria S.A., Compañía Frutera		401.4						401.4	85.8		49.0	10.5			
Scramble Ltda., Ases. e Inv.		109.2		1.9	1.8	1.8		114.7			14.0				
Santa Luisa Ltda., Exportadora			21.5					21.5			1.9				
<b>TOTAL TONS</b>	2008-09	1,036.6	21.5	1.9	1.8	1.8		1,063.6							
<b>TOTAL TONS</b>	2007-08	894.1					81.7		975.8						
<b>TOTAL TONS</b>	2006-07	699.6					348.7			1,048.3					
<b>TOTAL TH.CASES</b>	2008-09	138.4	1.9	0.2	0.2	0.2					141.0				
<b>TOTAL TH.CASES</b>	2007-08	128.2					4.3					132.4			
<b>TOTAL TH.CASES</b>	2006-07	91.0					18.1								109.1

Cedit U.S.A Inc.  
 Phone: 1 (609) 642 4644  
 Contact: Larry Lee

239 Prospect Plains Road  
 Monroe Tow nship, NJ 08831-3704  
 U.S.A.



### Main Species Detail

Season 2008/2009 (Tons)

EXPORTER		APPLE	KIWIS	LEMON	PEAR	CHERRY	PEACH	GRAPE	NECTARIN	TOTAL TONS			TOTAL TH.CASES		
										2008-09	2007-08	2006-07	2008-09	2007-08	2006-07
Trinidad Exports S.A.		60.4	215.6		85.2					361.3	377.5	18.5	31.3	29.3	1.0
C v D Internacional S.A.		297.8								297.8	190.6	41.3	16.4	10.5	2.3
Interfrut Soc. oor Accion. Exp.		227.3								227.3			12.5		
Greenpoint S.A. Exportadora				99.1						99.1			5.8		
South Fruits Chile S.A.		19.0				2.4				21.4	15.7		1.5	1.9	
Ben David S.A. Exoortadora						15.0				15.0			3.0		
<b>TOTAL TONS</b>	2008-09	604.5	215.6	99.1	85.2	17.4				1,021.8					
<b>TOTAL TONS</b>	2007-08	253.5	288.2		138.5	9.4	41.7	15.7	12.2		759.2				
<b>TOTAL TONS</b>	2006-07	59.8										59.8			
<b>TOTAL TH.CASES</b>	2008-09	33.3	23.3	5.8	4.7	3.5							70.5		
<b>TOTAL TH.CASES</b>	2007-08	14.0	29.3		7.7	1.9	5.2	1.9	1.5					61.5	
<b>TOTAL TH.CASES</b>	2006-07	3.3													3.3



[www.lmcompanies.com](http://www.lmcompanies.com)  
304 South 1st Street Suite A  
Selah, WA 98942  
U.S.A.

L & M Companies, Inc.  
Phone: 1(509) 698 3881  
Fax: 1(509) 698 3922  
e-mail: rich.gonzales@lmcompanies.com  
Contact: Richard Gonzales

### Main Species Detail

Season 2008/2009 (Tons)

EXPORTER	APPLE	KIWIS	CHERRY	APRICOT	NASHI	PEAR	TOTAL TONS			TOTAL TH.CASES		
							2008-09	2007-08	2006-07	2008-09	2007-08	2006-07
Polar Fruit International S.A.	839.5						839.5	1,399.1	830.0	46.4	77.0	45.5
Frutifor Ltda., Exp.	84.2						84.2			4.6		
Convallis S.A. Exportadora		44.8					44.8			4.5		
<b>TOTAL TONS</b>	<b>2008-09</b>	<b>923.7</b>	<b>44.8</b>				<b>968.5</b>					
<b>TOTAL TONS</b>	<b>2007-08</b>	<b>1,587.6</b>		<b>162.7</b>	<b>3.2</b>		<b>1,753.5</b>					
<b>TOTAL TONS</b>	<b>2006-07</b>	<b>1,862.5</b>		<b>108.9</b>		<b>130.6</b>	<b>2,148.0</b>	<b>46.1</b>				
<b>TOTAL TH.CASES</b>	<b>2008-09</b>	<b>51.0</b>	<b>4.5</b>							<b>55.5</b>		
<b>TOTAL TH.CASES</b>	<b>2007-08</b>	<b>87.2</b>		<b>27.9</b>	<b>0.4</b>					<b>115.6</b>		
<b>TOTAL TH.CASES</b>	<b>2006-07</b>	<b>102.3</b>		<b>18.1</b>		<b>67.1</b>		<b>2.6</b>				<b>190.1</b>



[www.northbayproduce.com](http://www.northbayproduce.com)  
1771 North US 31 South, P.O. Box 988  
Traverse City, MI 49685-0988  
U.S.A.

North Bay Produce, Inc  
Phone: 1 (231) 946 1941  
Fax: 1 (231) 946 1902  
e-mail: mgirardin@northbayproduce.com  
Contact: Mark Girardin

### Main Species Detail

Season 2008/2009 (Tons)

EXPORTER	BLUEB	RASPB	CHERRY	FIG	B. KIWI	TOTAL TONS			TOTAL TH.CASES		
						2008-09	2007-08	2006-07	2008-09	2007-08	2006-07
Cato Ltda. Soc Agrícola	220.3					220.3	33.8	60.3	102.2	22.5	37.0
Inversiones Taitihue Ltda.	170.7					170.7	73.7	100.4	85.4	48.6	66.0
AMS Family S.A., Comercial	119.5					119.5	22.8		37.3	14.6	
Blue Valley	95.0	15.3				110.3	24.4		35.2	11.9	
Export.E Inversiones Tempofrut	69.3					69.3			34.7		
Others	268.5					268.5	187.2	234.2	116.1	123.2	138.1
<b>TOTAL TONS</b>	<b>2008-09</b>	<b>943.3</b>	<b>15.3</b>			<b>958.6</b>					
<b>TOTAL TONS</b>	<b>2007-08</b>	<b>311.8</b>	<b>27.9</b>	<b>2.1</b>		<b>341.8</b>					
<b>TOTAL TONS</b>	<b>2006-07</b>	<b>320.4</b>	<b>16.8</b>	<b>6.0</b>	<b>51.6</b>	<b>0.2</b>		<b>395.0</b>			
<b>TOTAL TH.CASES</b>	<b>2008-09</b>	<b>403.1</b>	<b>7.8</b>						<b>410.9</b>		
<b>TOTAL TH.CASES</b>	<b>2007-08</b>	<b>206.8</b>	<b>13.7</b>	<b>0.4</b>					<b>220.9</b>		
<b>TOTAL TH.CASES</b>	<b>2006-07</b>	<b>209.4</b>	<b>8.4</b>	<b>1.2</b>	<b>21.9</b>	<b>0.1</b>					<b>241.1</b>



<http://pcnbrand.com>  
1041 N Demaree  
Visalia, CA, 93291  
U.S.A.

Pro Citrus Network  
Phone: 1 (559) 735 3100  
Fax: 1 (559) 735 3101  
e-mail: info@procitrusnetwork.com  
Contact: Allan Dodge

### Main Species Detail

Season 2008/2009 (Tons)

EXPORTER	LEMON	MAND.	CLEMINT	TOTAL TONS			TOTAL TH.CASES		
				2008-09	2007-08	2006-07	2008-09	2007-08	2006-07
Santa Cruz S.A., Exportadora	807.6	84.0		891.6	1,825.7	1,577.9	53.1	106.3	98.3
Gestión de Exort. Frut. S.A.(Gesex)	24.8			24.8				1.4	
<b>TOTAL TONS</b>	<b>2008-09</b>	<b>832.4</b>	<b>84.0</b>	<b>916.4</b>					
<b>TOTAL TONS</b>	<b>2007-08</b>	<b>1,804.7</b>		<b>21.0</b>	<b>1,825.7</b>				
<b>TOTAL TONS</b>	<b>2006-07</b>	<b>1,560.4</b>		<b>17.5</b>		<b>1,577.9</b>			
<b>TOTAL TH.CASES</b>	<b>2008-09</b>	<b>49.0</b>	<b>5.6</b>				<b>54.6</b>		
<b>TOTAL TH.CASES</b>	<b>2007-08</b>	<b>104.9</b>		<b>1.4</b>				<b>106.3</b>	
<b>TOTAL TH.CASES</b>	<b>2006-07</b>	<b>90.7</b>		<b>7.6</b>					<b>98.3</b>



## Chelan Fresh Marketing

Phone: 1 (509) 6824252

Fax: 1 (509) 6822651

[www.chelanfresh.com](http://www.chelanfresh.com)

317 Johnson St.

Chelan, WA 98816

U.S.A.



## Main Species Detail

Season 2008/2009 (Tons)

EXPORTER	APPLE	TOTAL TONS		TOTAL TH.CASES	
		2008-09	2007-08	2008-09	2007-08
El Almendro S.A	566.8	566.8	319.5	31.1	17.7
San Clemente S.A., Exp.	320.6	320.6		17.6	
TOTAL TONS	2008-09	887.4	887.4		
TOTAL TONS	2007-08	319.5	319.5		
TOTAL TH.CASES	2008-09	48.8		48.8	
TOTAL TH.CASES	2007-08	17.7			17.7

## Produce Services of America, Inc.

Phone: 1 (856) 456 1580

Fax: 1 (856) 456 7447

e-mail: [cherrera@psaeast.com](mailto:cherrera@psaeast.com)

[www.produceservices.net](http://www.produceservices.net)

King & Essex Streets. PO Box 182

Gloucester City, NJ 08030

U.S.A.



## Main Species Detail

Season 2008/2009 (Tons)

EXPORTER	PLUM	APPLE	GRAPE	NECTARIN	APRICOT	CHERRY	PEACH	PEAR	TOTAL TONS			TOTAL TH.CASES		
									2008-09	2007-08	2006-07	2008-09	2007-08	2006-07
David del Curto S.A.	378.8	192.1	151.4	84.9	53.4	8.0			868.6	1,031.7	1,396.3	80.7	84.8	100.0
TOTAL TONS	2008-09	378.8	192.1	151.4	84.9	53.4	8.0		868.6					
TOTAL TONS	2007-08	315.3	578.8	102.9	5.5		17.6	11.6		1,031.7				
TOTAL TONS	2006-07	136.1	1,159.1	98.5							1,396.3			
TOTAL TH.CASES	2008-09	35.1	12.9	16.8	7.9	6.5	1.6					80.7		
TOTAL TH.CASES	2007-08	30.0	37.9	11.5	0.7		3.2	1.5					84.8	
TOTAL TH.CASES	2006-07	12.6	76.1	11.0				0.3						100.0

## Fresh Pacific & Vegetables

Phone: 1 (559) 432 2300

Fax: 1 (559) 432 5940

7621 N del Mar Ave

Fresno, CA, 93711

U.S.A.



## Main Species Detail

Season 2008/2009 (Tons)

EXPORTER	LEMON	ORANGE	CLEMENT	TONS		TH.CAS
				2008-09	2008-09	2008-09
Soc. Agric. Comercial Ltda. (Agricom)	495.4	108.5	4.3	608.1		36.2
La Rosa Sofruco	97.9			97.9		5.8
Valle Central Ltda. Asesorias	49.5			49.5		2.9
Oteiza Limitada. Exportadora e Importadora		19.7	19.7	39.4		6.0
Others	24.6	21.6		46.2		2.9
TOTAL TONS	2008-09	667.4	149.8	24.0	841.2	
TOTAL TH.CASES	2008-09	38.9	9.9	5.0		53.7



**www.pacorg.com**  
 1625 Bush Street Suite 3  
 San Francisco, CA 94109  
 U.S.A.

**Pacific Organic Produce**  
 Phone: 1 (415) 673 5555  
 Fax: 1 (415) 673 5585  
 e-mail: ricardo@pacorg.com  
 Contact: Ricardo Sardans - Chistina Loya

### Main Species Detail

Season 2008/2009 (Tons)

EXPORTER	APPLE	AVOCADO	CHERRY	BLUEB	TOTAL TONS			TOTAL TH.CASES		
					2008-09	2007-08	2006-07	2008-09	2007-08	2006-07
Sof South Organic Fruit S.A.	358.5				358.5	606.9	1,104.2	19.7	53.3	78.6
Cabilfrut S.A.		247.7			247.7	271.4	525.2	22.4	24.6	44.7
Santa Cruz S.A., Exportadora		112.1			112.1	93.0		10.0	8.5	
Surfrut Fresh S.A.	42.8		14.8		57.6	42.8	42.6	5.3	2.4	2.3
TerraGenesis Ltda.	30.9				30.9			1.7		
<b>TOTAL TONS</b>	2008-09	432.2	359.8	14.8						
<b>TOTAL TONS</b>	2007-08	660.8	448.7		32.6		1,142.1			
<b>TOTAL TONS</b>	2006-07	1,157.3	632.8		29.6		1,819.6			
<b>TOTAL TH.CASES</b>	2008-09	23.8	32.4	3.0				59.2		
<b>TOTAL TH.CASES</b>	2007-08	36.3	40.6		21.8				98.7	
<b>TOTAL TH.CASES</b>	2006-07	63.4	54.3		19.7					137.4



**www.sun-world.com**  
 16350 Driver Road  
 Bakersfield, CA 93308-0298  
 U.S.A.

**Sun World International**  
 Phone: 1 (661) 631 4100  
 Fax: 1 (661) 631 4189  
 e-mail: cwittmeyer@sun-world.com  
 Contact: Clay Wittmeyer

### Main Species Detail

Season 2008/2009 (Tons)

EXPORTER	GRAPE	PLUM	LEMON	TOTAL TONS			TOTAL TH.CASES		
				2008-09	2007-08	2006-07	2008-09	2007-08	2006-07
Subsole S.A., Exportadora	476.0			476.0	210.5	383.2	58.1	25.7	46.7
Santa Maria S.A., Compañía Frutera	207.0			207.0	51.9	155.0	25.2	6.3	18.9
Gestión de Export. Frut. S.A.(Gesex)		71.4		71.4	172.4	1,014.1	10.2	18.7	61.1
Unifrutti Traders Ltda.	40.4			40.4	6.3		4.9	0.8	
Others		7.3		7.3	578.5	3,207.4	1.0	61.5	392.7
<b>TOTAL TONS</b>	2008-09	723.4	78.7	802.1					
<b>TOTAL TONS</b>	2007-08	519.9	243.3	256.4		1,019.5			
<b>TOTAL TONS</b>	2006-07	3,406.2	300.2	1,053.5		4,759.8			
<b>TOTAL TH.CASES</b>	2008-09	88.2	11.2				99.5		
<b>TOTAL TH.CASES</b>	2007-08	63.4	34.7	14.9				113.0	
<b>TOTAL TH.CASES</b>	2006-07	416.5	42.4	60.6					519.4



14250 County Line Rd,  
 Delano, CA 93215  
 U.S.A.

**Five Diamond Cold Storage Inc.**  
 Phone: 1 (661) 725 7935  
 Contact: Alvaro Figueroa

### Main Species Detail

Season 2008/2009 (Tons)


EXPORTER	GRAPE	NECTARIN	PEACH	PLUM	APRICOT	CHERRY	APPLE	TOTAL TONS			TOTAL TH.CASES		
								2008-09	2007-08	2006-07	2008-09	2007-08	2006-07
Frutamerica S.A., Exp.	109.6	83.3	88.9	51.1	18.7			351.6	235.2	66.1	42.0	27.5	8.1
South Fruits Chile S.A.	223.2							223.2			27.2		
Terrafrut S.A.		188.6						188.6			21.4		
Greenvic Comercial S.A.	31.5							31.5		63.8	3.8		7.8
<b>TOTAL TONS</b>	2008-09	364.3	271.9	88.9	51.1	18.7		794.8					
<b>TOTAL TONS</b>	2007-08	112.2	79.8	41.4			1.9		235.2				
<b>TOTAL TONS</b>	2006-07	731.5								962.7			
<b>TOTAL TH.CASES</b>	2008-09	44.4	30.9	10.6	6.1	2.3					94.5		
<b>TOTAL TH.CASES</b>	2007-08	13.6	8.9	4.6			0.4					27.5	
<b>TOTAL TH.CASES</b>	2006-07	89.2						12.2					101.4



## Global Fruit Marketing, Inc.

Phone: 1 (201) 818 1533 / 1 (201) 887 1831  
 Fax: 1 (201) 818 4566  
 e-mail: roberto@globalfruitmarketing.com  
 Contact: Roberto Crespo

41 Orchard St. Suite 102  
 Ramsey, NJ 07446  
 U.S.A.



### Main Species Detail

Season 2008/2009 (Tons)

EXPORTER	GRAPE	KIWIS	NASHI	CHERRY	PEAR	PEACH	BLUEB	APPLE	TOTAL TONS			TOTAL TH.CASES		
									2008-09	2007-08	2006-07	2008-09	2007-08	2006-07
Finest Fruits S.A.	641.6								641.6	344.0	938.6	78.2	42.0	113.8
Ecoaustral Ltda.		84.0		7.7					91.7	4.4		9.9	0.9	
Aaricamex Ltda			31.1						31.1			7.8		
Veneto S.A. Inversiones y Agrícola	29.1								29.1	183.6	127.4	3.6	20.7	13.3
Jaime Soler S.A., Agroindustrial				0.7					0.7			0.2		
<b>TOTAL TONS</b>	<b>2008-09</b>	<b>670.7</b>	<b>84.0</b>	<b>31.1</b>	<b>8.4</b>				<b>794.2</b>					
<b>TOTAL TONS</b>	<b>2007-08</b>	<b>497.6</b>			<b>52.5</b>	<b>24.3</b>	<b>16.2</b>	<b>5.1</b>		<b>595.6</b>				
<b>TOTAL TONS</b>	<b>2006-07</b>	<b>1,086.8</b>			<b>6.2</b>	<b>78.8</b>	<b>27.3</b>	<b>82.6</b>			<b>1,303.2</b>			
<b>TOTAL TH.CASES</b>	<b>2008-09</b>	<b>81.8</b>	<b>8.4</b>	<b>7.8</b>	<b>1.7</b>							<b>99.7</b>		
<b>TOTAL TH.CASES</b>	<b>2007-08</b>	<b>60.7</b>			<b>10.5</b>	<b>1.3</b>	<b>2.0</b>	<b>3.4</b>					<b>77.9</b>	
<b>TOTAL TH.CASES</b>	<b>2006-07</b>	<b>132.5</b>			<b>1.2</b>	<b>4.4</b>	<b>3.2</b>	<b>4.5</b>						<b>147.8</b>

## New York Apple Sales, Inc.

Phone: 1 (518) 477 7200  
 Fax: 1 (518) 477 6770  
 e-mail: john@newyorkapplesales.com  
 Contact: John Cushing

[www.newyorkapplesales.com](http://www.newyorkapplesales.com)

1580 Columbia Turpike Suite 5  
 Castleton, NY 12033  
 U.S.A.



### Main Species Detail

Season 2008/2009 (Tons)

EXPORTER	APPLE	PEAR	TOTAL TONS			TOTAL TH.CASES		
			2008-09	2007-08	2006-07	2008-09	2007-08	2006-07
Southern Fruit, Exportadora	317.5		317.5	802.6		17.5	44.2	
El Almendro S.A	192.6		192.6			10.6		
Queulat Export S.A.	168.5		168.5	179.3		9.4	9.7	
Conefrut S.A.	99.5		99.5			5.5		
<b>TOTAL TONS</b>	<b>2008-09</b>	<b>778.1</b>	<b>778.1</b>					
<b>TOTAL TONS</b>	<b>2007-08</b>	<b>920.7</b>		<b>981.8</b>				
<b>TOTAL TONS</b>	<b>2006-07</b>	<b>2,133.7</b>			<b>2,133.7</b>			
<b>TOTAL TH.CASES</b>	<b>2008-09</b>	<b>43.0</b>				<b>43.0</b>		
<b>TOTAL TH.CASES</b>	<b>2007-08</b>	<b>50.6</b>	<b>3.4</b>				<b>54.0</b>	
<b>TOTAL TH.CASES</b>	<b>2006-07</b>	<b>123.3</b>					<b>123.3</b>	

## Premier Pacific Trading, Inc.

Phone: 1 (559) 625 7040  
 Fax: 1 (559) 625 7041  
 e-mail: jerald@premierpac.com  
 Contact: Jerald Dow ns

[www.premierpac.com](http://www.premierpac.com)

2134 South Demaree Steet  
 Visalia, CA 93290  
 U.S.A.



### Main Species Detail

Season 2008/2009 (Tons)

EXPORTER	BLUEB	GRAPE	RASPB	CHERRY	GOOSEB.	PEACH	PLUM	APRICOT	TOTAL TONS			TOTAL TH.CASES		
									2008-09	2007-08	2006-07	2008-09	2007-08	2006-07
Merex Chile Ltda., Agrícola	152.4	129.1	3.6	2.6					287.6		51.5	95.6		27.7
Alimentos Naturales Vitafoods S.A.	156.0								156.0	312.7	93.3	63.6	156.8	37.4
Comercial SVS Ltda	118.9	9.5							128.4	165.3		66.8	63.9	
Prima Aarotradina S.A.	94.1								94.1	95.2	8.8	34.6	53.1	2.5
Entre Rios Farms	43.0								43.0	113.8		18.3	59.7	
Others	28.5								28.5	51.0	3.9	18.5	16.8	2.6
<b>TOTAL TONS</b>	<b>2008-09</b>	<b>592.9</b>	<b>138.6</b>	<b>3.6</b>	<b>2.6</b>				<b>737.7</b>					
<b>TOTAL TONS</b>	<b>2007-08</b>	<b>597.5</b>	<b>125.3</b>	<b>8.0</b>	<b>1.7</b>	<b>4.0</b>	<b>0.4</b>	<b>0.4</b>		<b>737.9</b>				
<b>TOTAL TONS</b>	<b>2006-07</b>	<b>128.5</b>		<b>29.0</b>							<b>157.5</b>			
<b>TOTAL TH.CASES</b>	<b>2008-09</b>	<b>277.7</b>	<b>17.5</b>	<b>1.8</b>	<b>0.5</b>							<b>297.5</b>		
<b>TOTAL TH.CASES</b>	<b>2007-08</b>	<b>320.8</b>	<b>22.8</b>	<b>4.0</b>	<b>0.3</b>	<b>2.0</b>	<b>0.1</b>	<b>0.1</b>					<b>350.4</b>	
<b>TOTAL TH.CASES</b>	<b>2006-07</b>	<b>56.2</b>		<b>14.0</b>										<b>70.2</b>





165 The Queensway, Unit B-342  
Ontario Food Term., Toronto. ON M8Y 1H8  
Canada

Provincial Fruit Co Ltd - Rite Pak Produce

Phone: 1 (416) 252 3121  
Fax: 1 (416) 252 7576  
e-mail: adrian@rite-pakproduce.com

### Main Species Detail

Season 2008/2009 (Tons)

EXPORTER	GRAPE	KIWIS	CLEMANT	BLUEB	RASPB	PEAR	CHERRY	TOTAL TONS			TOTAL TH.CASES		
								2008-09	2007-08	2006-07	2008-09	2007-08	2006-07
Bauza Export Ltda.	278.8							278.8		17.7	34.0		2.2
Comercial Fruticola S.A.		44.8		45.5	1.0			91.3			28.4		
Río Blanco Ltda. Exportadora	89.2							89.2			10.9		
San Clemente S.A., Exo.			64.8					64.8			4.3		
Rosario Ltda., Agrícola	64.5							64.5			7.9		
Others	85.4	22.4						107.8	105.2	75.0	12.7	12.8	8.2
<b>TOTAL TONS</b>	<b>2008-09</b>	<b>517.8</b>	<b>67.2</b>	<b>64.8</b>	<b>45.5</b>	<b>1.0</b>		<b>696.3</b>					
<b>TOTAL TONS</b>	<b>2007-08</b>	<b>105.2</b>							<b>105.2</b>				
<b>TOTAL TONS</b>	<b>2006-07</b>	<b>71.2</b>								<b>92.7</b>			
<b>TOTAL TH.CASES</b>	<b>2008-09</b>	<b>63.1</b>	<b>6.7</b>	<b>4.3</b>	<b>23.5</b>	<b>0.5</b>					<b>98.2</b>		
<b>TOTAL TH.CASES</b>	<b>2007-08</b>	<b>12.8</b>										<b>12.8</b>	
<b>TOTAL TH.CASES</b>	<b>2006-07</b>	<b>8.7</b>							<b>1.0</b>	<b>0.6</b>			<b>10.3</b>



[www.dovex.com](http://www.dovex.com)  
2833 Euclid Ave  
Wenatchee, WA 98801  
U.S.A.

Dovex Fruit Company  
Phone: 1 (509) 662 8062  
Fax: 1 (509) 662 3039  
e-mail: mariea@dovex.com  
Contact: Marie Aguilar

### Main Species Detail

Season 2008/2009 (Tons)

EXPORTER	APPLE	PEAR	TOTAL TONS			TOTAL TH.CASES		
			2008-09	2007-08	2006-07	2008-09	2007-08	2006-07
Greenvic Comercial S.A.	406.3		406.3			22.3		
Unifrutti Traders Ltda.	234.6		234.6	879.8		12.3	46.3	
Conefrut S.A.	40.4		40.4	1,048.5	1,161.9	2.1	58.2	65.1
<b>TOTAL TONS</b>	<b>2008-09</b>	<b>681.3</b>	<b>681.3</b>					
<b>TOTAL TONS</b>	<b>2007-08</b>	<b>1,895.7</b>	<b>138.2</b>	<b>2,034.0</b>				
<b>TOTAL TONS</b>	<b>2006-07</b>	<b>1,069.7</b>	<b>92.2</b>		<b>1,161.9</b>			
<b>TOTAL TH.CASES</b>	<b>2008-09</b>	<b>36.8</b>				<b>36.8</b>		
<b>TOTAL TH.CASES</b>	<b>2007-08</b>	<b>102.5</b>	<b>7.7</b>				<b>110.2</b>	
<b>TOTAL TH.CASES</b>	<b>2006-07</b>	<b>60.0</b>	<b>5.1</b>					<b>65.1</b>



[www.davesspecialtyimports.com](http://www.davesspecialtyimports.com)  
11240 NW 45th Street  
Coral Springs, Florida  
U.S.A.

Dave's Speciality Imports, Inc.  
Phone: 1 (954) 753 8536  
Fax: 1 (954) 346 7536  
e-mail: dave@davesspecialtyimports.com  
Contact: Dave Bow e

### Main Species Detail

Season 2008/2009 (Tons)

EXPORTER	BLUEB	RASPB	LOQUAT	TOTAL TONS			TOTAL TH.CASES		
				2008-09	2007-08	2006-07	2008-09	2007-08	2006-07
Valle Maule S.A.	571.3			571.3	409.1	629.3	171.1	271.1	285.4
Blue Valley	43.0	16.8		59.8	31.0		22.4	15.8	
Larrain González Sociedad Comercial		8.1		8.1	6.4	25.3	3.7	3.1	12.5
Soc.Com.Exp.Larrain G.Nilovcia		3.1		3.1	1.4	12.0	1.5	0.6	6.0
Coosemans Chile Ltda.	2.2			2.2			1.5		
<b>TOTAL TONS</b>	<b>2008-09</b>	<b>616.6</b>	<b>27.9</b>	<b>644.4</b>					
<b>TOTAL TONS</b>	<b>2007-08</b>	<b>398.2</b>	<b>53.0</b>		<b>451.3</b>				
<b>TOTAL TONS</b>	<b>2006-07</b>	<b>444.2</b>	<b>224.9</b>	<b>2.8</b>		<b>671.9</b>			
<b>TOTAL TH.CASES</b>	<b>2008-09</b>	<b>186.2</b>	<b>13.9</b>				<b>200.2</b>		
<b>TOTAL TH.CASES</b>	<b>2007-08</b>	<b>266.5</b>	<b>26.3</b>					<b>292.8</b>	
<b>TOTAL TH.CASES</b>	<b>2006-07</b>	<b>193.1</b>	<b>112.2</b>	<b>0.8</b>					<b>306.2</b>



## Royal Vista Marketing

Phone: 1 (559) 636 9198  
 Fax: 1 (559) 636 9637  
 Contact: Todd Steele

100 Willow Plaza Ste. 309  
 Visalia, CA 93291-6215  
 U.S.A.



### Main Species Detail

Season 2008/2009 (Tons)

EXPORTER	LEMON	TOTAL TONS			TOTAL TH.CASES		
		2008-09	2007-08	2006-07	2008-09	2007-08	2006-07
Propal S.A., Exportadora	644.0	644.0	2,764.1	1,627.0	37.4	160.7	94.6
<b>TOTAL TONS</b>	<b>2008-09</b>	<b>644.0</b>					
<b>TOTAL TONS</b>	<b>2007-08</b>	<b>2,764.1</b>					
<b>TOTAL TONS</b>	<b>2006-07</b>	<b>1,627.0</b>		<b>1,627.0</b>			
<b>TOTAL TH.CASES</b>	<b>2008-09</b>	<b>37.4</b>			<b>37.4</b>		
<b>TOTAL TH.CASES</b>	<b>2007-08</b>	<b>160.7</b>				<b>160.7</b>	
<b>TOTAL TH.CASES</b>	<b>2006-07</b>	<b>94.6</b>					<b>94.6</b>

## Tom Lange Co., Inc

Phone: 1 (831) 763 4400  
 Fax: 1 (831) 722 9477  
 e-mail: atagami@beachstreetsales.com  
 Contact: Alan Tagami

[www.tomlange.com](http://www.tomlange.com)

854 Freedom Boulevard  
 Watsonville, CA 95076  
 U.S.A.



### Main Species Detail

Season 2008/2009 (Tons)

EXPORTER	ORANGE	LEMON	CLEMENT	APPLE	TOTAL TONS		TOTAL TH.CASES	
					2008-09	2007-08	2008-09	2007-08
Pacific S.A., Exportadora	247.2	198.1			445.4	419.7	25.9	24.4
Raiman S.A.			124.4		124.4		8.3	
Propal S.A., Exportadora	24.8				24.8	74.3	1.4	4.3
San Fco. Lo Garces. Soc. Ltda.	24.0				24.0		1.6	
<b>TOTAL TONS</b>	<b>2008-09</b>	<b>296.0</b>	<b>198.1</b>	<b>124.4</b>	<b>618.5</b>			
<b>TOTAL TONS</b>	<b>2007-08</b>	<b>295.8</b>	<b>257.4</b>	<b>40.3</b>		<b>593.6</b>		
<b>TOTAL TH.CASES</b>	<b>2008-09</b>	<b>17.4</b>	<b>11.5</b>	<b>8.3</b>			<b>37.2</b>	
<b>TOTAL TH.CASES</b>	<b>2007-08</b>	<b>17.2</b>	<b>15.0</b>	<b>2.0</b>				<b>34.2</b>

## S.A Imports, LLC

30200 Rancho Viejo Road Ste. F  
 San Juan Capistrano, CA, 92675  
 U.S.A.



### Main Species Detail

Season 2008/2009 (Tons)

EXPORTER	GRAPE	APPLE	TOTAL TONS		TOTAL TH.CASES	
			2008-09	2007-08	2008-09	2007-08
Valdivinos v Arava Ltda.	421.8		421.8	247.2	47.8	30.1
Reno S.A. Exportadora		145.3	145.3	78.7	8.0	4.3
<b>TOTAL TONS</b>	<b>2008-09</b>	<b>421.8</b>	<b>145.3</b>	<b>567.1</b>		
<b>TOTAL TONS</b>	<b>2007-08</b>	<b>247.2</b>	<b>78.7</b>	<b>325.9</b>		
<b>TOTAL TH.CASES</b>	<b>2008-09</b>	<b>47.8</b>	<b>8.0</b>		<b>55.8</b>	
<b>TOTAL TH.CASES</b>	<b>2007-08</b>	<b>30.1</b>	<b>4.3</b>			<b>34.4</b>



Fresh Fruit Connections Inc.

9248 Boulevard Pie IX, Door E  
Montreal, Quebec  
Canada

### Main Species Detail

Season 2008/2009 (Tons)

EXPORTER	APPLE	CLEMENT	GRAPE	MAND.	ORANGE	KIWIS	TONS		TH.CASES	
							2008-09	2008-09	2008-09	2008-09
Cerrillos de Tamaya		149.0		43.8				192.9		19.2
Fresh Land Chile S.A.	60.6		87.0					147.6		13.9
Fruaal S.A., Exportadora	127.0							127.0		7.1
Valle Limari S.A. Exportadora					43.2			43.2		2.9
TvT Export S.A.	21.2							21.2		1.2
Sofruileg Chile S.A.						19.5		19.5		2.1
<b>TOTAL TONS</b>	<b>2008-09</b>	<b>208.8</b>	<b>149.0</b>	<b>87.0</b>	<b>43.8</b>	<b>43.2</b>	<b>19.5</b>	<b>551.4</b>		
<b>TOTAL TH.CASES</b>	<b>2008-09</b>	<b>11.5</b>	<b>14.9</b>	<b>10.6</b>	<b>4.3</b>	<b>2.9</b>	<b>2.1</b>			<b>46.3</b>



[www.stemilt.com](http://www.stemilt.com)

P.O. Box 2779  
Wenatchee, WA 98807  
U.S.A.

Stemilt Growers Inc

Phone: 1 (509) 662 9667  
Fax: 1 (509) 6632914  
e-mail: Richroberts@stemilt.com  
Contact: Rich Roberts

### Main Species Detail

Season 2008/2009 (Tons)

EXPORTER	CHERRY	APPLE	PEAR	KIWIS	TOTAL TONS			TOTAL TH.CASES		
					2008-09	2007-08	2006-07	2008-09	2007-08	2006-07
Trinidad Exports S.A.	55.8	169.1			225.0	50.2	764.5	20.4	4.0	43.4
Stemilt Chile Ltda., Exp.	179.3				179.3	338.1	459.0	35.8	65.6	47.5
Mever Ltda., Exportaciones	70.4				70.4	76.0	195.7	14.1	15.2	11.8
Dole Chile S.A.	61.6				61.6	260.6	1,941.0	12.3	15.1	110.4
<b>TOTAL TONS</b>	<b>2008-09</b>	<b>367.1</b>	<b>169.1</b>		<b>536.2</b>					
<b>TOTAL TONS</b>	<b>2007-08</b>	<b>413.9</b>	<b>716.6</b>			<b>1,130.5</b>				
<b>TOTAL TONS</b>	<b>2006-07</b>	<b>195.6</b>	<b>6,102.6</b>	<b>334.0</b>	<b>22.8</b>		<b>6,655.0</b>			
<b>TOTAL TH.CASES</b>	<b>2008-09</b>	<b>73.4</b>	<b>9.2</b>					<b>82.6</b>		
<b>TOTAL TH.CASES</b>	<b>2007-08</b>	<b>82.2</b>	<b>40.8</b>						<b>123.0</b>	
<b>TOTAL TH.CASES</b>	<b>2006-07</b>	<b>39.1</b>	<b>344.1</b>	<b>20.1</b>	<b>2.2</b>					<b>405.5</b>



Grower Service  
U.S.A.

### Main Species Detail

Season 2008/2009 (Tons)

EXPORTER	PLUM	PEACH	NECTARIN	APRICOT	GRAPE	TOTAL TONS			TOTAL TH.CASES		
						2008-09	2007-08	2006-07	2008-09	2007-08	2006-07
David del Curto S.A.	218.1	136.4	127.7	32.6		514.7	387.1		43.3	37.7	
<b>TOTAL TONS</b>	<b>2008-09</b>	<b>218.1</b>	<b>136.4</b>	<b>127.7</b>	<b>32.6</b>	<b>514.7</b>	<b>387.1</b>				
<b>TOTAL TONS</b>	<b>2007-08</b>	<b>276.6</b>	<b>25.6</b>	<b>39.9</b>	<b>29.4</b>	<b>15.7</b>	<b>387.1</b>				
<b>TOTAL TONS</b>	<b>2006-07</b>	<b>56.9</b>						<b>56.9</b>			
<b>TOTAL TH.CASES</b>	<b>2008-09</b>	<b>15.7</b>	<b>11.5</b>	<b>10.6</b>	<b>5.4</b>				<b>43.3</b>		
<b>TOTAL TH.CASES</b>	<b>2007-08</b>	<b>25.7</b>	<b>2.6</b>	<b>4.0</b>	<b>3.5</b>	<b>1.9</b>				<b>37.7</b>	
<b>TOTAL TH.CASES</b>	<b>2006-07</b>	<b>6.5</b>								<b>6.5</b>	



## Courchesne Larose Ltee.

Phone: 1 (514) 525 6381

Fax: 1 (514) 525 1084

e-mail: guy.millette@courchesnelarose.com

Contact: Guy Millette

[www.courchesnelarose.com](http://www.courchesnelarose.com)

1455, Bercy street, Montreal

Qc Canada H2K 2V 1

Canada



## Main Species Detail

Season 2008/2009 (Tons)

EXPORTER	ORANGE	GRAPE	KIWIS	PLUM	NECTARIN	APPLE	RASPB	BLUEB	TOTAL TONS			TOTAL TH.CASES		
									2008-09	2007-08	2006-07	2008-09	2007-08	2006-07
Santa Cruz S.A., Exportadora	144.4		90.3						234.7	393.7		18.7	46.7	
Terrafrut S.A				54.4	46.4				100.8			10.8		
Convallis S.A. Exportadora		35.4				42.3			77.8			6.7		
Grow Logistic S.A.		54.2							54.2			6.6		
Blue Valley							13.6	8.3	21.9			12.6		
Disa S.A. Exportadora		16.7							16.7			2.0		
<b>TOTAL TONS</b>	<b>2008-09</b>	<b>144.4</b>	<b>106.4</b>	<b>90.3</b>	<b>54.4</b>	<b>46.4</b>	<b>42.3</b>	<b>13.6</b>	<b>8.3</b>	<b>506.2</b>				
<b>TOTAL TONS</b>	<b>2007-08</b>		<b>276.5</b>	<b>187.8</b>	<b>289.3</b>	<b>62.9</b>	<b>108.4</b>	<b>3.0</b>			<b>1,017.4</b>			
<b>TOTAL TONS</b>	<b>2006-07</b>	<b>42.8</b>	<b>321.7</b>		<b>291.1</b>	<b>59.4</b>	<b>35.5</b>	<b>5.1</b>				<b>829.2</b>		
<b>TOTAL TH.CASES</b>	<b>2008-09</b>	<b>9.5</b>	<b>13.0</b>	<b>9.2</b>	<b>5.6</b>	<b>5.2</b>	<b>2.4</b>	<b>7.1</b>	<b>5.6</b>				<b>57.4</b>	
<b>TOTAL TH.CASES</b>	<b>2007-08</b>		<b>33.7</b>	<b>18.9</b>	<b>32.3</b>	<b>7.0</b>	<b>5.8</b>	<b>1.5</b>					<b>112.3</b>	
<b>TOTAL TH.CASES</b>	<b>2006-07</b>	<b>2.5</b>	<b>39.2</b>		<b>32.2</b>	<b>6.6</b>	<b>2.0</b>	<b>2.6</b>						<b>91.7</b>

## Grapes Direct America Ltd.

Phone: 1 (302) 6917287

Fax: 1 (302) 426031

115 Christina Landing Drive Suite #308

Wilmington, DE

U.S.A.



## Main Species Detail

Season 2008/2009 (Tons)

EXPORTER	GRAPE	TONS		TH.CAS	
		2008-09	2008-09	2008-09	2008-09
Santa Elena S.A., Exportadora	502.9	502.9	61.4		
<b>TOTAL TONS</b>	<b>2008-09</b>	<b>502.9</b>	<b>502.9</b>		
<b>TOTAL TH.CASES</b>	<b>2008-09</b>	<b>61.4</b>		<b>61.4</b>	

## California Giant Inc.

Phone: 1 (831) 728 1773

Fax: 1 (831) 728 0613

e-mail: sales@calgiant.com

[www.calgiant.com](http://www.calgiant.com)

75 Sakata Lane

Watsonville, California 95076

U.S.A.



## Main Species Detail

Season 2008/2009 (Tons)

EXPORTER	BLUEB	TOTAL TONS		TOTAL TH.CASES	
		2008-09	2007-08	2008-09	2007-08
Valle Maule S.A.	493.8	493.8	188.8	169.2	125.8
<b>TOTAL TONS</b>	<b>2008-09</b>	<b>493.8</b>			
<b>TOTAL TONS</b>	<b>2007-08</b>	<b>188.8</b>	<b>188.8</b>		
<b>TOTAL TH.CASES</b>	<b>2008-09</b>	<b>169.2</b>		<b>169.2</b>	
<b>TOTAL TH.CASES</b>	<b>2007-08</b>	<b>125.8</b>			<b>125.8</b>



**lmimport-export.com**

**www.lmimport-export.com**

4805 NW 165th St.  
Miami, FL 33014  
U.S.A.

L & M Imports Exports, Inc.

Phone: 1 (305) 622 7122  
Fax: 1 (305) 622 58123 / 6227123  
e-mail: sales@lmimport-export.com

**Main Species Detail**

Season 2008/2009 (Tons)

EXPORTER	GRAPE	PEACH	NECTARIN	PLUM	APPLE	CHERRY	APRICOT	NASHI	TOTAL TONS			TOTAL TH.CASES		
									2008-09	2007-08	2006-07	2008-09	2007-08	2006-07
Convallis S.A., Exportadora	171.6	111.6	56.6	46.1		10.5			396.4	586.2	196.2	51.5	75.3	27.0
Polar Fruit International S.A.					21.4				21.4		85.2	1.2		4.7
Frutifor Ltda., Exp.					20.2				20.2			1.1		
<b>TOTAL TONS</b>	2008-09	171.6	111.6	56.6	46.1	41.6	10.5		438.0					
<b>TOTAL TONS</b>	2007-08	168.4	301.6	243.4	183.8		21.1	4.4	922.7					
<b>TOTAL TONS</b>	2006-07	79.0	142.6	202.1	202.7	85.2	12.5	15.2		749.7				
<b>TOTAL TH.CASES</b>	2008-09	20.9	14.9	7.3	6.3	2.2	2.1					53.8		
<b>TOTAL TH.CASES</b>	2007-08	20.5	38.6	30.8	24.1		4.2	0.5					118.8	
<b>TOTAL TH.CASES</b>	2006-07	9.6	18.4	25.7	27.4	4.7	2.4	2.3	5.3					95.7



**www.dekalbfarmersmarket.com**

3000 E. Ponce De Leon Avenue  
Decatur, GA 30030  
U.S.A.

Dekalb Farmers Market

Phone: 1 (404) 589 0560  
Fax: 1 (404) 589 0510  
e-mail: farmersmarket@mindspring.com

**Main Species Detail**

Season 2008/2009 (Tons)

EXPORTER	GRAPE	APPLE	PEACH	PLUM	NECTARIN	CHERRY	PEAR	BLUEB	TOTAL TONS			TOTAL TH.CASES		
									2008-09	2007-08	2006-07	2008-09	2007-08	2006-07
Greenvic Comercial S.A.		113.6	21.2	17.9	17.7	8.7	12.0	5.8	200.1	37.1		19.7	3.1	
Soc.Comercial Star Fruit Ltda.	136.1								136.1	41.3		16.6	5.0	
Exportadora San Lorenzo Ltda.	85.8								85.8			10.5		
Surfrut Fresh S.A.						8.7			8.7			1.7		
<b>TOTAL TONS</b>	2008-09	221.9	113.6	21.2	17.9	17.7	17.4	12.0	430.7					
<b>TOTAL TONS</b>	2007-08	60.2	21.4	10.8	3.2	7.4	3.0		107.6					
<b>TOTAL TONS</b>	2006-07	22.1		3.3	2.7	4.2				32.3				
<b>TOTAL TH.CASES</b>	2008-09	27.1	6.2	2.7	2.6	2.2	3.5	0.7				48.5		
<b>TOTAL TH.CASES</b>	2007-08	7.3	1.2	1.4	0.5	0.9	0.6						12.1	
<b>TOTAL TH.CASES</b>	2006-07	2.2		0.4	0.4	0.5								3.6



**www.treetop.com**

220 E. Second Avenue  
Selah, WA 98942  
U.S.A.

Tree Top Inc.

Phone: 1 (509) 697 7251  
Fax: 1 (509) 697 042  
e-mail: bw heeler@treetop.com  
Contact: Brian Wheeler

**Main Species Detail**

Season 2008/2009 (Tons)

EXPORTER	APPLE	TOTAL TONS			TOTAL TH.CASES		
		2008-09	2007-08	2006-07	2008-09	2007-08	2006-07
Dole Chile S.A.	208.5	208.5	374.3	466.0	11.5	20.6	25.7
San Fernando S.A., Frutera (Frusan)	150.6	150.6	263.7	317.2	8.3	14.5	17.4
Greenvic Comercial S.A.	42.8	42.8			2.4		
<b>TOTAL TONS</b>	2008-09	401.9	401.9				
<b>TOTAL TONS</b>	2007-08		657.4				
<b>TOTAL TONS</b>	2006-07	945.9		945.9			
<b>TOTAL TH.CASES</b>	2008-09	22.1			22.1		
<b>TOTAL TH.CASES</b>	2007-08					36.3	
<b>TOTAL TH.CASES</b>	2006-07	52.0					52.0



All American Farms Inc  
 Phone: 1 (561) 479 0205  
 Fax: 1 (561) 487 9557  
 e-mail: Julio@allamericanfarms.com  
 Contact: Julio Ortuzar

[www.allamericanfarms.com](http://www.allamericanfarms.com)  
 7700 Congress Ave. Suite 3201  
 Boca Raton, FL 33428  
 U.S.A.



All-American Farms  
[allamericanfarms.com](http://allamericanfarms.com)

### Main Species Detail

Season 2008/2009 (Tons)

EXPORTER	LEMON	CHERRY	RASPB	APPLE	BLUEB	KIWIS	PEACH	BLACKB	TOTAL TONS			TOTAL TH.CASES		
									2008-09	2007-08	2006-07	2008-09	2007-08	2006-07
All American Farm Chile S.A.		42.7	82.0						124.7	132.0	134.3	47.2	52.9	64.8
Soc. Agric. Comercial Ltda. (Aricom)	99.1								99.1	24.8		5.8	1.4	
Fruqal S.A., Exportadora		53.3							53.3	41.9	87.3	10.6	8.4	17.5
Cabilfrut S.A.	49.5								49.5	49.5		2.9	2.9	
Exportadora Panagro S.A.		34.3							34.3			6.9		
Others		11.3	2.9	20.2					34.4	112.8	121.2	4.8	48.3	23.4
<b>TOTAL TONS</b>	<b>2008-09</b>	<b>148.6</b>	<b>141.5</b>	<b>84.9</b>	<b>20.2</b>				<b>395.2</b>					
<b>TOTAL TONS</b>	<b>2007-08</b>	<b>74.3</b>	<b>116.7</b>	<b>90.0</b>		<b>58.6</b>	<b>19.2</b>	<b>2.2</b>	<b>361.1</b>					
<b>TOTAL TONS</b>	<b>2006-07</b>		<b>124.8</b>	<b>129.8</b>				<b>1.3</b>		<b>342.9</b>				
<b>TOTAL TH.CASES</b>	<b>2008-09</b>	<b>8.6</b>	<b>28.3</b>	<b>40.2</b>	<b>1.1</b>							<b>78.2</b>		
<b>TOTAL TH.CASES</b>	<b>2007-08</b>	<b>4.3</b>	<b>23.3</b>	<b>44.7</b>		<b>39.1</b>	<b>2.1</b>	<b>0.3</b>	<b>0.004</b>				<b>113.9</b>	
<b>TOTAL TH.CASES</b>	<b>2006-07</b>		<b>25.0</b>	<b>65.1</b>				<b>0.2</b>						<b>105.6</b>

### Umina Brothers, Inc.

Phone: 1 (213) 622 9206  
 Fax: 1 (213) 622 0708  
 e-mail: umina@umina.com  
 Contact: Mark Golden

[www.umina.com](http://www.umina.com)

1601 East Olympic Blvd. Suite 405  
 Los Angeles, CA 90021  
 U.S.A.



### Main Species Detail

Season 2008/2009 (Tons)

EXPORTER	LEMON	ORANGE	KIWIS	MAND.	CLEMENT	TOTAL TONS			TOTAL TH.CASES		
						2008-09	2007-08	2006-07	2008-09	2007-08	2006-07
Exportadora M 5 S.A.	173.4					173.4	24.8		10.1	1.4	
Pacific S.A., Exportadora	99.0					99.0	49.5	283.6	5.8	2.9	23.9
Aqua Santa, Exportadora (Greentree)	63.1	34.8				97.9			6.0		
Santa Luisa Ltda., Exportadora	24.8					24.8	148.6		1.4	8.6	
<b>TOTAL TONS</b>	<b>2008-09</b>	<b>360.2</b>	<b>34.8</b>			<b>395.0</b>					
<b>TOTAL TONS</b>	<b>2007-08</b>	<b>346.8</b>					<b>346.8</b>				
<b>TOTAL TONS</b>	<b>2006-07</b>	<b>420.6</b>		<b>136.9</b>	<b>72.3</b>	<b>61.7</b>		<b>691.7</b>			
<b>TOTAL TH.CASES</b>	<b>2008-09</b>	<b>20.9</b>	<b>2.3</b>						<b>23.3</b>		
<b>TOTAL TH.CASES</b>	<b>2007-08</b>	<b>20.2</b>								<b>20.2</b>	
<b>TOTAL TH.CASES</b>	<b>2006-07</b>	<b>24.5</b>		<b>14.4</b>	<b>5.2</b>	<b>25.2</b>					<b>69.3</b>

### Mayrsohn International Trading Co.

Phone: 1 (305) 470 1444  
 Fax: 1 (305) 470 1440  
 e-mail: mayrsohn@hotmail.com  
 Contact: Mark Mayrsohn

[www.mayrsohn.com](http://www.mayrsohn.com)


2007 NW 70 Ave  
 Miami, FL 33122  
 U.S.A.



### Main Species Detail

Season 2008/2009 (Tons)

EXPORTER	APPLE	GRAPE	KIWIS	LEMON	TOTAL TONS			TOTAL TH.CASES		
					2008-09	2007-08	2006-07	2008-09	2007-08	2006-07
Renao S.A. Exportadora	201.9				201.9	20.2	20.2	10.6	1.1	1.1
Catania Chile S.A.		81.5	22.4		103.9			12.2		
Valdovinos v Arava Ltda.		86.6			86.6	35.0		10.6	4.3	
<b>TOTAL TONS</b>	<b>2008-09</b>	<b>201.9</b>	<b>168.1</b>	<b>22.4</b>	<b>392.4</b>					
<b>TOTAL TONS</b>	<b>2007-08</b>	<b>105.2</b>	<b>141.6</b>	<b>54.0</b>	<b>300.8</b>					
<b>TOTAL TONS</b>	<b>2006-07</b>	<b>62.9</b>	<b>17.7</b>			<b>80.6</b>				
<b>TOTAL TH.CASES</b>	<b>2008-09</b>	<b>10.6</b>	<b>20.5</b>	<b>2.2</b>				<b>33.4</b>		
<b>TOTAL TH.CASES</b>	<b>2007-08</b>	<b>5.3</b>	<b>17.3</b>	<b>3.6</b>					<b>26.2</b>	
<b>TOTAL TH.CASES</b>	<b>2006-07</b>	<b>3.2</b>	<b>2.2</b>							<b>5.4</b>



52-62 Cornelia St  
New ark, NJ , 07105-4511  
U.S.A.

Wuhl Shafman & Lieberman Inc  
Phone: 1 (973) 589 3513  
Fax: 1 (973) 589 0820  
e-mail: nickinab@yahoo.com  
Contact: Nicholas Wilson

### Main Species Detail

Season 2008/2009 (Tons)

EXPORTER	LEMON	GRAPE	APPLE	AVOCADO	BLUEB	PLUM	CHERRY	TOTAL TONS			TOTAL TH.CASES		
								2008-09	2007-08	2006-07	2008-09	2007-08	2006-07
Los Maitenes	346.8							346.8	173.4	866.9	20.2	10.1	50.4
South Fruits Chile S.A.		31.5						31.5			3.8		
<b>TOTAL TONS</b>	<b>2008-09</b>	<b>346.8</b>	<b>31.5</b>					<b>378.2</b>					
<b>TOTAL TONS</b>	<b>2007-08</b>	<b>173.4</b>		<b>60.5</b>					<b>233.9</b>				
<b>TOTAL TONS</b>	<b>2006-07</b>	<b>866.9</b>	<b>80.0</b>	<b>239.1</b>	<b>86.0</b>	<b>13.9</b>	<b>4.4</b>			<b>1,293.5</b>			
<b>TOTAL TH.CASES</b>	<b>2008-09</b>	<b>20.2</b>	<b>3.8</b>								<b>24.0</b>		
<b>TOTAL TH.CASES</b>	<b>2007-08</b>	<b>10.1</b>		<b>3.4</b>								<b>13.4</b>	
<b>TOTAL TH.CASES</b>	<b>2006-07</b>	<b>50.4</b>	<b>9.8</b>	<b>13.5</b>	<b>7.7</b>	<b>5.1</b>	<b>0.6</b>	<b>0.6</b>					<b>87.9</b>



[www.faproduce.com](http://www.faproduce.com)  
165 The Queensway  
Toronto, ON. M8Y 1H8  
Canada

Fresh Advancements Inc.  
Phone: 1 (416) 2595400  
Fax: 1 (416) 2512090

### Main Species Detail

Season 2008/2009 (Tons)

EXPORTER	APPLE	CHERRY	GRAPE	PEACH	LEMON	BLUEB	NECTARIN	TONS		TH.CAS	
								2008-09	2008-09	2008-09	2008-09
Cont. del Sur Ltda., Exp. Ltda., Exp. Ltda.	192.6	7.0				11.5		211.2	17.8		
MoreFruits Ltda., Exp. v Com.		21.1		21.5			5.8	48.4	7.6		
Comexport Ltda.		42.0						42.0	8.1		
Rio Duero S.A.			23.6					23.6	2.9		
Valle Central Ltda. Asesorías					20.1			20.1	1.2		
Bendel S.A., Imp. v Exp.			18.2					18.2	2.2		
<b>TOTAL TONS</b>	<b>2008-09</b>	<b>192.6</b>	<b>70.2</b>	<b>41.8</b>	<b>21.5</b>	<b>20.1</b>	<b>11.5</b>	<b>5.8</b>	<b>363.5</b>		
<b>TOTAL TH.CASES</b>	<b>2008-09</b>	<b>10.6</b>	<b>13.8</b>	<b>5.1</b>	<b>2.7</b>	<b>1.2</b>	<b>5.8</b>	<b>0.7</b>		<b>39.8</b>	



[www.cottlefarms.com](http://www.cottlefarms.com)  
2488 W. NC 403 Hwy  
Faison, NC 28341  
U.S.A.

Cottle Strawberry Nursery Inc.  
Phone: 1 (910) 267 4531  
Fax: 1 (910) 267 0156  
e-mail: stevenh@cottlefarms.com  
Contact: Steven Hall

### Main Species Detail

Season 2008/2009 (Tons)

EXPORTER	BLUEB	TOTAL TONS			TOTAL TH.CASES		
		2008-09	2007-08	2006-07	2008-09	2007-08	2006-07
Cottlefarms Chile Ltda	355.0	355.0	124.4	44.7	143.8	65.9	29.8
Merex Chile Ltda., Agrícola	7.2	7.2	20.3	23.0	3.6	13.5	15.4
<b>TOTAL TONS</b>	<b>2008-09</b>	<b>362.2</b>					
<b>TOTAL TONS</b>	<b>2007-08</b>	<b>144.6</b>	<b>144.6</b>				
<b>TOTAL TONS</b>	<b>2006-07</b>	<b>67.8</b>		<b>67.8</b>			
<b>TOTAL TH.CASES</b>	<b>2008-09</b>	<b>147.4</b>			<b>147.4</b>		
<b>TOTAL TH.CASES</b>	<b>2007-08</b>	<b>79.4</b>			<b>79.4</b>		
<b>TOTAL TH.CASES</b>	<b>2006-07</b>	<b>45.2</b>				<b>45.2</b>	



Fresh Pacific  
U.S.A.



### Main Species Detail

Season 2008/2009 (Tons)

EXPORTER		AVOCADO	LEMON	CLEMENT	CHERRY	TOTAL TONS			TOTAL TH.CASES		
						2008-09	2007-08	2006-07	2008-09	2007-08	2006-07
La Rosa Sofruco		193.5				193.5	173.4	123.8	17.3	10.1	7.2
Rosales Hnos y Cia Ltda Sc. A.o.			97.8			97.8	173.2	245.8	5.7	10.1	14.3
Oteiza Limitada, Exportadora e Importadora				41.5		41.5			4.1		
Los Maitenes			24.8			24.8	297.2	222.9	1.4	17.3	13.0
<b>TOTAL TONS</b>	<b>2008-09</b>	<b>193.5</b>	<b>122.6</b>	<b>41.5</b>		<b>357.6</b>					
<b>TOTAL TONS</b>	<b>2007-08</b>		<b>1,680.6</b>	<b>233.3</b>	<b>7.1</b>		<b>1,921.0</b>				
<b>TOTAL TONS</b>	<b>2006-07</b>		<b>741.2</b>					<b>741.2</b>			
<b>TOTAL TH.CASES</b>	<b>2008-09</b>	<b>17.3</b>	<b>7.1</b>	<b>4.1</b>					<b>28.5</b>		
<b>TOTAL TH.CASES</b>	<b>2007-08</b>		<b>97.7</b>	<b>41.0</b>	<b>1.4</b>					<b>140.1</b>	
<b>TOTAL TH.CASES</b>	<b>2006-07</b>		<b>43.1</b>								<b>43.1</b>

### Hurst's Berry Farm

Phone: 1 (503) 843 3185  
Fax: 1 (503) 843 4120  
e-mail: mdhurst@hursts-berry.com  
Contact: Mark D. Hurst / Doug Perkins

[www.hursts-berry.com](http://www.hursts-berry.com)

23301 SW McKibben Road  
Sheridan, OR 97378  
U.S.A.



### Main Species Detail

Season 2008/2009 (Tons)

EXPORTER		BLUEB	CURRANT	RASPB	GOOSEB.	TOTAL TONS			TOTAL TH.CASES		
						2008-09	2007-08	2006-07	2008-09	2007-08	2006-07
Comercial Fruticola S.A.		324.3	3.3			327.6	134.8	58.0	143.0	85.9	28.4
<b>TOTAL TONS</b>	<b>2008-09</b>	<b>324.3</b>	<b>3.3</b>			<b>327.6</b>					
<b>TOTAL TONS</b>	<b>2007-08</b>	<b>133.4</b>	<b>0.6</b>	<b>0.8</b>			<b>134.8</b>				
<b>TOTAL TONS</b>	<b>2006-07</b>	<b>55.6</b>		<b>2.4</b>	<b>5.7</b>			<b>63.7</b>			
<b>TOTAL TH.CASES</b>	<b>2008-09</b>	<b>140.7</b>	<b>2.2</b>						<b>143.0</b>		
<b>TOTAL TH.CASES</b>	<b>2007-08</b>	<b>85.1</b>	<b>0.4</b>							<b>85.9</b>	
<b>TOTAL TH.CASES</b>	<b>2006-07</b>	<b>27.2</b>		<b>1.2</b>	<b>2.9</b>						<b>31.2</b>

### Chenail Fruits et Legumes

Phone: 1 (514) 858 7540  
Fax: 1 (514) 858 7443  
e-mail: jfchenail@chenail.ca  
Contact: Jean Francois Chenail

340 Rue Bellarmin  
Montreal, Quebec H2P1G5  
Canada



### Main Species Detail

Season 2008/2009 (Tons)

EXPORTER		APPLE	ORANGE	CLEMENT	KIWIS	APRICOT	CHERRY	STRAWB	TOTAL TONS			TOTAL TH.CASES		
									2008-09	2007-08	2006-07	2008-09	2007-08	2006-07
Polar Fruit International S.A.		120.5			46.4				166.9	105.8	63.5	11.1	5.9	3.5
Valle Limari S.A, Exportadora			21.6	62.4					84.0			7.7		
Valle Central Ltda. Aseorias			75.3						75.3			5.0		
<b>TOTAL TONS</b>	<b>2008-09</b>	<b>120.5</b>	<b>96.9</b>	<b>62.4</b>	<b>46.4</b>				<b>326.2</b>					
<b>TOTAL TONS</b>	<b>2007-08</b>	<b>105.8</b>								<b>105.8</b>				
<b>TOTAL TONS</b>	<b>2006-07</b>	<b>63.5</b>	<b>64.8</b>	<b>44.8</b>		<b>10.4</b>	<b>2.8</b>	<b>1.0</b>			<b>187.3</b>			
<b>TOTAL TH.CASES</b>	<b>2008-09</b>	<b>6.5</b>	<b>6.4</b>	<b>6.2</b>	<b>4.6</b>							<b>23.8</b>		
<b>TOTAL TH.CASES</b>	<b>2007-08</b>	<b>5.9</b>											<b>5.9</b>	
<b>TOTAL TH.CASES</b>	<b>2006-07</b>	<b>3.5</b>	<b>4.3</b>	<b>4.5</b>		<b>1.8</b>	<b>0.6</b>	<b>0.3</b>						<b>15.0</b>






**www.vanguardteam.com**  
 22605 SE 56th Street, Suite 200  
 Issaquah, WA 98029 USA  
 U.S.A.

Vanguard International, Inc.  
 Phone: 1 (425) 557 8250  
 Fax: 1 (425) 557 8260  
 e-mail: craig.stauffer@vanguardteam.com  
 Contact: Craid Stauffer

### Main Species Detail

Season 2008/2009 (Tons)

EXPORTER	PEAR	APPLE	GRAPE	PLUM	NECTARIN	PEACH	CLEMENT	CHERRY	TOTAL TONS			TOTAL TH.CASES		
									2008-09	2007-08	2006-07	2008-09	2007-08	2006-07
Lontue S.A., Dist. de Frutas (Lonfrut)	46.1	84.7							130.8	130.7	128.4	7.3	7.3	7.1
Sofruco Alimentos Ltda.	92.2								92.2	137.1	161.3	5.1	7.6	9.0
San Clemente S.A., Exp.	69.9								69.9				3.8	
Frucentro S.A.			7.1	6.2	3.2	3.0			19.5	17.7	2.4	2.2	2.2	0.5
<b>TOTAL TONS</b>	<b>2008-09</b>	<b>208.1</b>	<b>84.7</b>	<b>7.1</b>	<b>6.2</b>	<b>3.2</b>	<b>3.0</b>		<b>312.3</b>					
<b>TOTAL TONS</b>	<b>2007-08</b>	<b>183.2</b>	<b>123.7</b>	<b>17.7</b>	<b>11.3</b>					<b>335.8</b>				
<b>TOTAL TONS</b>	<b>2006-07</b>	<b>274.2</b>	<b>225.2</b>		<b>68.5</b>			<b>22.3</b>	<b>2.4</b>		<b>592.6</b>			
<b>TOTAL TH.CASES</b>	<b>2008-09</b>	<b>11.5</b>	<b>4.7</b>	<b>0.9</b>	<b>0.7</b>	<b>0.4</b>	<b>0.3</b>					<b>18.5</b>		
<b>TOTAL TH.CASES</b>	<b>2007-08</b>	<b>10.2</b>	<b>6.8</b>	<b>2.2</b>	<b>1.4</b>								<b>20.5</b>	
<b>TOTAL TH.CASES</b>	<b>2006-07</b>	<b>15.2</b>	<b>15.9</b>		<b>7.6</b>			<b>2.2</b>	<b>0.5</b>					<b>41.4</b>



3520 Vista Court  
 Coconut Grove, FL 33133  
 U.S.A.

Continental Fresh LLC  
 Phone: 1 (305) 860 9611  
 Fax: 1 (305) 860 9613  
 e-mail: albert@continentalfresh.com  
 Contact: Albert Perez

### Main Species Detail

Season 2008/2009 (Tons)

EXPORTER	AVOCADO	LEMON	TOTAL TONS		TOTAL TH.CASES	
			2008-09	2006-07	2008-09	2006-07
Cabilfrut S.A.	251.4	49.5	301.0	694.7	25.3	60.5
<b>TOTAL TONS</b>	<b>2008-09</b>	<b>251.4</b>	<b>49.5</b>	<b>301.0</b>		
<b>TOTAL TONS</b>	<b>2006-07</b>	<b>645.1</b>	<b>49.5</b>	<b>694.7</b>		
<b>TOTAL TH.CASES</b>	<b>2008-09</b>	<b>22.4</b>	<b>2.9</b>		<b>25.3</b>	
<b>TOTAL TH.CASES</b>	<b>2006-07</b>	<b>57.6</b>	<b>2.9</b>			<b>60.5</b>



**www.sobeys.com**  
 11281 Albert Hudon Boulevard. HIG 3J5  
 Montreal, Quebec.  
 Canada

Sobeys, Inc.  
 Phone: 1 (514) 3241010  
 e-mail: customer.service@sobeys.com

### Main Species Detail

Season 2008/2009 (Tons)

EXPORTER	APPLE	GRAPE	CHERRY	RASPB	FIG	BLUEB	TOTAL TONS		TOTAL TH.CASES	
							2008-09	2006-07	2008-09	2006-07
Greenvic Comercial S.A.	149.3	106.3					255.6		21.2	
San Fco. Lo Garces, Soc. Ltda.			37.0				37.0		7.4	
Hortifrut Chile S.A.				1.6			1.6		0.8	
<b>TOTAL TONS</b>	<b>2008-09</b>	<b>149.3</b>	<b>106.3</b>	<b>37.0</b>	<b>1.6</b>		<b>294.1</b>			
<b>TOTAL TONS</b>	<b>2006-07</b>					<b>7.0</b>	<b>1.5</b>	<b>8.5</b>		
<b>TOTAL TH.CASES</b>	<b>2008-09</b>	<b>8.2</b>	<b>13.0</b>	<b>7.4</b>	<b>0.8</b>				<b>29.3</b>	
<b>TOTAL TH.CASES</b>	<b>2006-07</b>					<b>3.5</b>	<b>1.0</b>			<b>4.5</b>

## North American Importers By Exporter

Companies under 290.0 tons

Season 2008/2009 (Tons)

CONSIGNEE	EXPORTER	APPLE	ORANGE	GRAPE	BLUEB	KIWIS	CHERRY	AVOCADO	LEMON	CLEMENT	PLUM	PEACH	OTHERS	TONS	CASES
Gee & Gee Produce, Inc.	El Almendro S.A	200.7												200.7	10,290
	Inv. Agr. Buenos Aires S.A.	39.6												39.6	2,058
	Unifrutti Traders Ltda.	40.2												40.2	2,058
Western Fresh Marketing	Southern Fruit, Exp.	128.4				110.9				38.5				277.8	29,942
Sunkist Global LLC	Propal S.A., Exportadora		247.8					24.8						272.5	15,840
Thomas Fruits et Legumes	Aconex, A concagua Exp.		259.2											259.2	17,280
Gambles Ontario Produce Inc.	Frusan, Sn. Fdo Frutera	63.0												63.0	3,500
Vital Berry Marketing, Inc.	Subsole S.A., Exportadora					185.4								185.4	20,016
	Vital Berry Marketing S.A.				245.8									245.8	86,309
J.B.Laverdure Inc.	Int. Logistics Group Ltda.												1.8	1.8	448
	Aconex, A concagua Exp.								58.5				39.7	98.2	6,108
	Fruit Grower Chile, Exp.								21.3					21.3	3,450
	San Fco. Lo Garces, Soc.			15.3										15.3	1,700
	Southern Fruit, Exp.								63.0					63.0	11,130
	Wiesner S.A., Patricio	21.4													21.4
Fresh Fruit Logistic Inc.	Agricom, Soc. Agric. Com.							130.7					85.1	215.8	28,346
M.L. Catania Co. Ltd.	Corfrut, Corp. Frut. Chilena	20.4												20.4	1,120
	Sun Belle Berries S.A.												0.7	0.7	260
	Catania Chile S.A.	20.4				44.8								65.2	5,600
	Comercial Fruticola S.A.					44.1								44.1	4,408
	Geofrut S.A.					20.8								20.8	2,080
	Río Blanco Ltda, Exp.					22.4								36.7	59.1
Monco Produce Inc.	La Canterra, Agrícola		43.2											43.2	2,880
	Sicor S.A., Agrícola		129.6	35.4										165.0	12,960
A One Produce and Dairy	David del Curto S.A.	19.6		70.8							32.9	2.5	77.7	203.6	18,645
M&M Canada Ltd.	Subsole S.A., Exportadora		186.1											186.1	11,936
Krown Produce Inc.	Río Blanco Ltda, Exp.		184.3											184.3	11,520
Royal Flavor	Frusan, Sn. Fdo Frutera			53.5							122.4			176.0	18,465
Frutera Del Litoral North Amer	Frugal S.A., Exportadora						21.1							21.1	4,220
	Rueda Ltda., Exportadora						1.0							1.0	200
	Atlántida Ltda, Soc. Agríc.			78.7										78.7	9,600
	Chilexpo Frut Ltda., Soc.						24.9							24.9	4,987
	Convallis S.A, Exportadora											19.7	26.1	45.8	5,710
Valhalla Sales & Marketing	Disa S.A, Exportadora			143.7										143.7	17,694
	Geofrut S.A.			26.0										26.0	3,168
Fruit Import Group	Valle Central Ltda, Ases.						5.2	123.8	40.0					169.0	16,984
Bouvet Exotics	Frusan, Sn. Fdo Frutera					156.8								156.8	15,680
TL Imports	Greenvic Comercial S.A.	101.8											52.0	153.8	14,456
Sun Orchard Fruit Co.	San Clemente Ltda, Agríc.	40.4												40.4	2,352
	El Almendro S.A	20.6												20.6	1,029
	San Clemente S.A., Exp.	84.5												84.5	4,641
Grant J Hunt Co.	Chilfresh Ltda., Servicios						25.7							25.7	5,142
	Rancagua, Cía. Exp. Ltda.						0.4							0.4	88
	Jacusiél Ltda.						117.1							117.1	23,424
	MoreFruits Ltda., Exp.						1.8							1.8	355
Scattaglia Growers & Shippers, LLC.	C y D Internacional S.A.										19.4	9.7	19.3	48.5	5,389
	Geofrut S.A.										2.8	5.6		8.4	936
	Gesex, Gest. Exp. Frut.										8.4	10.9	11.2	30.6	3,416
	Agrofrío Central Ltda.						5.9							5.9	1,176
	David del Curto S.A.						16.8							16.8	3,360
	Ecoterra Export. Ltda.						2.4					6.5		8.9	1,197
	Jacusiél Ltda.						1.3							1.3	256
	Trinidad Exports S.A.					24.0								24.0	2,400
Southern Fruit & Vegetable	Subsole S.A., Exportadora		64.1						77.0					141.0	9,184
Santa Julia Us Agency	Santa Julia Ltda., Agr.	20.2		16.7			2.5			37.8	36.1	11.0		124.3	15,174
Fresh King, Inc.	Merex Chile Ltda., Agr.				98.1		2.4						6.5	107.0	52,901
	Rucaray S.A., Exp. y Serv.			13.7										13.7	1,510

## North American Importers By Exporter

Companies under 290 tons

Season 2008/2009 (Tons)

CONSIGNEE	EXPORTER	APPLE	ORANGE	GRAPE	BLUEB	KIWIS	CHERRY	AVOCADO	LEMON	CLEMENT	PLUM	PEACH	OTHERS	TONS	CASES
Epicure Trading	Aconex, Aconcagua Exp.									117.0				117.0	7,800
Tazza Produce	Catania Chile S.A.			110.2									6.3	116.5	15,030
Market 52	Merex Chile Ltda., Agr.				60.6									60.6	30,400
	Comercial SVS Ltda				15.7									15.7	8,568
	Frux Ltda, Exportadora				0.4									0.4	189
	Prima Agrottrading S.A.				37.6									37.6	10,037
Prime Produce International LLC	A & B Ltda, Com. e Imp.							21.5						21.5	1,920
	Cabilfrut S.A.							64.5						64.5	5,760
	Green Valley Ltda., Exp.							21.5						21.5	1,920
Southern Specialties, Inc.	Agro Entre Rios Ltda.				2.2									2.2	1,440
	Entre Rios Farms				100.7									100.7	50,028
Growers Union	Cottlefarms Chile Ltda				3.7									3.7	1,073
	Merex Chile Ltda., Agr.				81.4								13.6	95.0	47,510
	Valle Maule S.A.				3.0									3.0	1,344
Z & S Fresh	Aconex, Aconcagua Exp.			78.5								20.8		99.3	13,112
Domex Superfresh	David del Curto S.A.						25.9							25.9	4,600
Growers	San Clemente S.A., Exp.						73.0							73.0	14,606
Epicurean Esthetic Inc.	Bauza Export Ltda.			95.3										95.3	11,616
Produce One Inc.	Exportadora Fasfrut Ltda.							43.0	49.5					92.5	6,720
Borg Produce	Dole Chile S.A.	85.6												85.6	4,704
Giumarra Agricom Int'l.	Agricom, Soc. Agric. Com.							85.3						85.3	7,616
Four Seasons Produce Inc.	Convallis S.A, Exportadora	84.7												84.7	4,704
Apple a Day Fruits, Inc.	Atlas S.A., Exportadora						0.6							0.6	250
	Convallis S.A, Exportadora				0.6		3.0			44.8	3.8	24.5		76.7	12,117
	Exportadora Ecovalley Ltda						1.9							1.9	386
	Santa Julia Ltda., Agr.						4.9							4.9	984
Worldwide Produce & Groceries	Rengo S.A, Exportadora	60.6												60.6	3,192
	Valdovinos y Araya Ltda.			17.7										17.7	2,160
Century Farms Intl.Inc.	Aconex, Aconcagua Exp.							74.3						74.3	4,320
Sunfresh Marketing of CA	Serv. Integral de Transporte							74.3						74.3	4,320
Dominium Citrus Limited	La Esperanza, Agr. y Frut.			17.7										17.7	2,160
	Disa S.A, Exportadora			56.1										56.1	6,840
IPD Global Inc.	San Clemente S.A., Exp.			69.8										69.8	8,511
Paganini Foods L.L.C.	Santa Julia Ltda., Agr.						36.1					20.5	12.0	68.6	11,628
West Pak Avocado, Inc.	Cabilfrut S.A.							64.5						64.5	5,760
United Apple Sales	David del Curto S.A.						63.8							63.8	10,925
Sunriver Sales	Paine Com. Ltda.			63.0										63.0	7,680
Dubacano	C y D Internacional S.A.	42.7												42.7	2,345
	AMS Family S.A., Com.	20.1												20.1	1,029
Borton & Sons	Bendel S.A., Imp. y Exp.	58.7												58.7	3,108
Northern Fruit Brokers Ltd	Propal S.A., Exportadora		49.8											49.8	2,880
Phillips Farms Marketing	Santa Cruz S.A., Exp.								49.5					49.5	2,880
	Río Duero S.A.			15.7										15.7	1,920
New World Farming Trade	Comercial SVS Ltda			27.3	4.6									31.9	9,341
	Merex Chile Ltda, Agr.				1.2									1.2	600
Canadawide	San Fco. Lo Garces, Soc.		24.0						24.8					48.8	3,040
Continental Food Sales Inc.	Cabilfrut S.A.							43.0						43.0	3,840
Fiesta Fruit, Inc.	El Almendro S.A	42.8												42.8	2,352
Imexpert Llc	Magna Trading S.A., Exp.	21.4												21.4	1,176
	San Alberto S.A.	21.2												21.2	1,176
Rhee Bros Inc.	Frusan, Sn. Fdo Frutera	42.3												42.3	2,352
Premier Fruits and Leg.	Verfrut S.A., Soc. Exp.	38.7					°							38.7	2,128
Shanghai Great Harvest Int	David del Curto S.A.	19.6		18.9										38.4	3,333
F.G. Lister and Co. Ltd.	Valle Central Ltda, Ases.		37.4											37.4	2,496
The Fresh Connection	Sofruco Alimentos Ltda.												36.2	36.2	6,702
J & J Ranch Produce, Inc	Chilfresh Ltda., Servicios			16.7										16.7	2,032
	Contador Frutos S.A.			18.7										18.7	2,280

## North American Importers By Exporter

Companies under 290 tons

Season 2008/2009 (Tons)

CONSIGNEE	EXPORTER	APPLE	ORANGE	GRAPE	BLUEB	KIWIS	CHERRY	AVOCADO	LEMON	CLEMENT	PLUM	PEACH	OTHERS	TONS	CASES
Produce International	Comercial Fruticola S.A.				11.9								18.5	30.4	12,024
Agrexco Agricultural Exp.	Aconex, A concagua Exp.												29.9	29.9	9,352
Baldor Speciality Food Inc.	Comercial SVS Ltda			7.4	13.7								5.9	27.0	13,801
Andreas Economou	Novafrix S.A.											22.8	2.9	25.7	3,188
Cal Sales Marketing	Aconex, A concagua Exp.								24.8					24.8	1,440
Team Publix	San Fco. Lo Garces, Soc.					23.3								23.3	2,704
Primex International Trad.	Gabriel Charad Nur												22.5	22.5	900
Everfresh Group	Propal S.A., Exportadora							21.5						21.5	1,920
Continental Fruit Imports	Cabilfrut S.A.							21.5						21.5	1,920
Tambo Sur LLC.	Comercial SM Plus Ltda.	21.4												21.4	1,176
Fresh Results, LLC	Comercial Fruticola S.A.				21.1									21.1	10,549
J.E.Russell Produce Ltd.	Merex Chile Ltda., Agr.				12.9								0.9	13.8	6,909
	Vital Berry Marketing S.A.				0.9								6.3	7.2	2,715
RPac Fresh Pacific Fruit	Oteiza Ltda., Exp. e Imp.								21.0					21.0	1,400
Genaro Produce Inc.	S y S Linafrut Ltda, Agric	20.6												20.6	1,057
Fresh Vines Inc.	Valle Limari S.A, Exp.			19.6										19.6	2,392
Amanda & Vincent Res.	Jaime Soler S.A., Agroind.						18.4							18.4	3,680
Caposud SARL	Copefrut S.A.						17.6							17.6	3,520
Kingo Fruits Co., Ltd.	Chilexpo Frut Ltda., Soc.						5.9							5.9	1,176
	Exportadora Panagro S.A.						1.3							1.3	256
	Gonzagri S.A, Exportadora						6.0							6.0	1,200
	AMS Family S.A., Com.						1.3							1.3	256
	San Fco. Lo Garces, Soc.						1.3							1.3	291
Fullbloom Limited	C y D Internacional S.A.												13.3	13.3	1,480
	Frusan, Sn. Fdo Frutera						1.7							1.7	331
The Perishable Specialist	Vital Berry Marketing S.A.				14.7									14.7	4,080
World Variety Produce Inc.	Coosemans Chile Ltda.										0.02	0.03	13.4	13.5	4,406
Watari Co., Ltd.	Sun Belle Berries S.A.				0.7									0.7	480
	Vital Berry Marketing S.A.				12.4									12.4	8,250
	Subsole S.A., Exportadora												0.2	0.2	150
Coosemans Specialties, Inc	Coosemans Chile Ltda.							8.4				3.6	12.0	1,731	
Golden Alpha Corporation	Hortifrut Chile S.A.				9.8								9.8	4,875	
Pomina Enterprise Co., Ltd.	Greenpoint S.A, Exp.						2.7							2.7	535
	David del Curto S.A.						7.0							7.0	1,408
D'arragio Bross Co.	°												9.6	9.6	3,210
J.O. Sims Ltd.	David del Curto S.A.						9.0							9.0	1,792
Evergalan Enterprise	AMS Family S.A., Com.				0.7		1.3							2.0	706
	Vital Berry Marketing S.A.				0.5		6.0							6.5	1,521
Contel Global, Inc.	Exp Sudterra Frut S.A.											8.4	8.4	1,200	
Scattaglia Crystalaire Pak.	David del Curto S.A.						6.7							6.7	1,336
Marina Produce	Comercial SVS Ltda				6.4									6.4	1,492
Sierra Kiwi	Agua Santa Exp.					6.4								6.4	112
Soueidan Market Whsle.	Agric.Huerto California												6.0	6.0	1,995
Japan Fraise Co. Ltd.	Vital Berry Marketing S.A.				5.7									5.7	4,389
Fresh Produce Buyer	Comexport Ltda.						5.0							5.0	1,008
Demeter Fruit King Co. Ltd.	Exportadora Panagro S.A.						2.6							2.6	512
	Frusan, Sn. Fdo Frutera						1.9							1.9	384
Nature's Pride B.V.	North Andes Chile, Exp.						2.4							2.4	480
	Comercial Fruticola S.A.												2.0	2.0	1,004
Florida European Exp. Imp.	Merex Chile Ltda., Agr.				2.4								2.0	4.4	2,179
Noble Freight Int.	Fruit Grower Chile, Exp.						3.8							3.8	768
Glitter Gem Enterprise Co., Ltd.	Delifruit S.A						2.0							2.0	384
	Segio Troncoso						1.7							1.7	341
RDM Business Corp.	Chilexpo Frut Ltda., Soc.						3.4							3.4	672
All Fresh International Co.	Surfrut Fresh S.A.						3.4							3.4	672
Gino Pinto	Armenia Export Ltda.						3.3							3.3	660
Channel Imports LLC	Frusan, Sn. Fdo Frutera												3.3	3.3	544

## North American Importers By Exporter

Companies under 290 tons

Season 2008/2009 (Tons)

CONSIGNEE	EXPORTER	APPLE	ORANGE	GRAPE	BLUEB	KIWIS	CHERRY	AVOCADO	LEMON	CLEMENT	PLUM	PEACH	OTHERS	TONS	CASES
Long Oasis Limited	Alquimia Fresh S.A				1.0									1.0	690
	Quintay S.A., Exp.				2.1									2.1	828
Merex Corp.	Merex Chile Ltda., Agr.				2.9									2.9	1,923
New World Fruit Traders	Comercial SVS Ltda				2.8									2.8	1,870
Youngstown Grape Dist.	Prima Agrotrading S.A.												2.7	2.7	1,468
J.C. Tropical Foods, Inc.	Rosales Hnos y Cia												2.7	2.7	600
Golden Wheel	David del Curto S.A.						2.6							2.6	528
AMS European	Surfrut Fresh S.A.						2.5							2.5	504
Southerland S.A. Produce Inc.	Segio Troncoso						1.8							1.8	360
	Valle Central Ltda, Ases.						0.7							0.7	288
Dor Lung Co. Ltd.	Geofrut S.A.						2.5							2.5	499
Caribbean Gold Ltd.	Santa Cruz S.A., Exp.												2.4	2.4	800
City Foods Produce Ltd.	Segio Troncoso						2.4							2.4	480
ChinaFaith World Wide Ltd.	Chilexpo Frut Ltda., Soc.						2.3							2.3	450
Rivera Produce	Punto Azul Ltda.												2.3	2.3	500
Whole Green Trading Co.	C y D Internacional S.A.											2.2		2.2	280
Pacific Trading	Entre Rios Farms				2.0									2.0	480
Coosemans Miami, Inc.	Coosemans Chile Ltda.				1.1								0.9	2.0	902
G&K Distributing Inc.	Segio Troncoso						1.8							1.8	360
Benelux Flower & Food	Chilfresh Ltda., Servicios						1.7							1.7	336
Riviera Produce	Punto Azul Ltda.				1.6									1.6	810
Newport Products., CA	Sun Belle Berries S.A.				0.9								0.6	1.6	938
Fresh First Produce Inc.	Sudamericana Ltda, Hort.												1.5	1.5	912
Pacific Coast Fruit	Entre Rios Farms				1.5									1.5	360
WT Vision Produce Pte.	Prize Ltda., Exportadora						1.3							1.3	256
Ten International Inc.	Rancagua, Cia. Exp. Ltda.						1.2							1.2	240
Artistic Farms	Inca Gold S.A.												1.2	1.2	336
Union Co. Ltd.	Vital Berry Marketing S.A.				1.1									1.1	750
Katzman Berry Corp.	Driscoll 's de Chile S.A.				1.1									1.1	771
Mongomery International	Valle Maule S.A.				1.1									1.1	500
Hnos. Fernandez Lopez	El Torreón Export Ltda.	1.0												1.0	80
Khaisen Trading BHD	Chilexpo Frut Ltda., Soc.						0.8							0.8	150
Utopia UK	Chilfresh Ltda., Servicios						0.7							0.7	139
Growers Junior Lic	Merex Chile Ltda., Agr.												0.7	0.7	341
Kim Enterprises Ltd.	Comercial Fruticola S.A.				0.7									0.7	447
Nature Food Import	Comercial Fruticola S.A.												0.7	0.7	335
Aorta F&M Supply Co. Ltd.	Magna Trading S.A., Exp.						0.6							0.6	128
Italian Produce Co.Ltd	Jaime Soler S.A., Agroind.						0.6							0.6	128
EJT Management	Armenia Export Ltda.						0.6							0.6	128
Olson Cherries	Rancagua, Cia. Exp. Ltda.						0.6							0.6	120
El Jibarito Inc.	Golden Fruits Ltda. Exp.						0.5							0.5	104
Alga 73 Ltd.	Vital Berry Marketing S.A.												0.4	0.4	177
The Lams Co. Div. of Prot.	Interprocess S.A.							0.07						0.07	7
Envirometal Micro An. Inc.	Agroservicios							0.06						0.06	10
Costco Wholesale	Aconex, A concagua Exp.						0.006							0.006	1
	Del Monte Fresh Produce												0.01	0.01	1
Felipe Benavente	Patagonia Austral		0.006					0.004					0.005	0.02	4
Guy Milette-Courches	La Sara Ltda.				0.02									0.02	10





Finding the world's best produce 12 months a year isn't easy. Luckily, we've spent the last 151 years partnering with the best growers in 23 countries to bring an endless summer's bounty to retail, wholesale and foodservice customers across North America.

So leave the navigation to Oppenheimer. We'll cross oceans to deliver the fruits of your labors — just as nature created them.

Call our Santiago office at 56(2) 4308500 or visit [www.opyproduce.com](http://www.opyproduce.com) to learn more.



*expect the world from us*

Grapes • Cherries • Apples • Pears • Blueberries • Citrus • Avocados • Nectarines • Peaches • Plums • Tropical Fruits

## Leading Information & Services to the Fruit Industry

Market behavior & projections

Weekly Market Reports

Export Forecast

Chilean Official Figures (Expordata Yearbook & Full Cargo)



3037 Napoleón - 6th Floor - Las Condes - Santiago - Chile  
[www.fruitonline.com](http://www.fruitonline.com) / [decofrut@fruitonline.com](mailto:decofrut@fruitonline.com)  
Phone: (56 2) 6587474 / Fax: (56 2) 2333866

# FPJ

freshinfo.com


## fresh produce industry news since 1895



£125 EU  
£148 ROW



£120  
6 a year



£75  
next edition out May 2010



£65

### Expordata readers can subscribe now and receive up to £408 worth of FPJ products for just £133.20\*

Name: \_\_\_\_\_

Job Title: \_\_\_\_\_

Company: \_\_\_\_\_

Address: \_\_\_\_\_  
\_\_\_\_\_  
\_\_\_\_\_

Telephone: \_\_\_\_\_

Fax: \_\_\_\_\_

Email: \_\_\_\_\_

Website: \_\_\_\_\_

Post Code: \_\_\_\_\_

Vat No: \_\_\_\_\_

\* To receive this offer, quote 'EXPORDATA OFFER' in your reply

Each annual subscription to FPJ includes £260 worth of products absolutely free!

**To subscribe to FPJ**

address: Lockwood Press Ltd, 430-438 Market Towers, 1 Nine Elms Towers, London, SW8 5NN, UK

phone: +44 (0)20 7501 0311 ◦ online: [www.freshinfo.com/store](http://www.freshinfo.com/store) ◦ email: [subscriptions@fpj.co.uk](mailto:subscriptions@fpj.co.uk)



EUROPEAN IMPORTERS

YEARBOOK CHILE 2009

# EXPORDATA



ExporData

THE OFFICIAL FIGURES



**Agricola Gloria Due®**

tel. (+39) 0572.444.800  
www.agricolagloria.com  
email:info@agricolagloria.com



**JACQUES MAYOL**

Jacques Mayol S.A., Quai des Usines, 112-154 C.E.Bat. Annexe Bureau 111, 112 Bte 23,  
1000 Bruxelles, Belgium, Tel. +32-2-7850295 Fax +32-2-7850292, E-mail: [info@jacquesmayol.com](mailto:info@jacquesmayol.com)

**Alfred Price & Sons Ltd.**

*A name to grow with in the 21<sup>st</sup> Century*

**"Marketing products on behalf of Chile's finest exporters"**

Penrhyn Road, Knowsley Business Park, Knowsley, Merseyside L34 9HY  
TEL: 44 151 549 2233 FAX: 44 151 549 2244  
Email : [aprice@alfredprice.co.uk](mailto:aprice@alfredprice.co.uk) Web: [www.alfredprice.co.uk](http://www.alfredprice.co.uk)

**HARS & HAGEBAUER**

**PROVEEDOR DE FRUTAS FINAS DE  
TODOS LOS RINCONES DEL MUNDO**

**UN EQUIPO SÓLIDO**

**UN TRABAJO BIEN HECHO**

<p><b>HOLLAND</b> Transportweg 15. 2742 RH Waddinxveen Phone : 31 ( 180 ) 454000 Fax: 31 ( 180 ) 454001 e-mail: <a href="mailto:daaf@harshagebauer.nl">daaf@harshagebauer.nl</a></p>	<p><b>CHILE</b> Estoril 50 of 720 Las Condes, Santiago Phone : 56 ( 2 ) 2432778 Fax: 56 ( 2 ) 2432785 e-mail: <a href="mailto:gonzalo@harshagebauer.cl">gonzalo@harshagebauer.cl</a></p>	<p><b>UNITED KINGDOM</b> c/o Coolchain. Transfesa Terminal. Henley Road. Paddock Wood. Kent. TN2 6DN. Phone : 44 ( 0 ) 1892 839 132 / Fax : 44 ( 0 ) 1892 836 034 e-mail: <a href="mailto:michael@harshagebauer.nl">michael@harshagebauer.nl</a></p>
<p><b>GERMANY</b> Beusselstrasse 44N-Q 10553 Berlin Phone : 49 (30) 396 0550 Fax : 49 (30) 396 0537 e - mail: <a href="mailto:FC.Fischer@harshagebauer.de">FC.Fischer@harshagebauer.de</a></p>	<p><b>GERMANY</b> Bankstrasse 28 20097 Hamburg Phone : 49 (40) 30 95 2227 Fax : 49 (40) 33 0875 e - mail: <a href="mailto:Dr.Fischer@harshagebauer.de">Dr.Fischer@harshagebauer.de</a></p>	<p><b>SPAIN</b> Alvaro da Bazan 10 - 12. 46010. Valencia Phone : 34 (96) 3613505 Fax : 34 (96) 3619605 e-mail: <a href="mailto:bodi@harshagebauer.es">bodi@harshagebauer.es</a></p>





**Agricola Gloria Due S.R.L.**  
 Phone: 39 (0572) 444800  
 Fax: 39 (0572) 444848  
 e-mail: info@agricolagloria.com  
 Contact: Serena Magrini

**www.agricolagloria.com**  
 Via dei Fabbri 36, 51010  
 Uzzano (PT)  
 Italy



### Main Species Detail

Season 2008/2009 (Tons)

EXPORTER	KIWIS	APPLE	GRAPE	PEAR	ORANGE	NECTARIN	PLUM	WALNUT	TOTAL TONS			TOTAL TH.CASES		
									2008-09	2007-08	2006-07	2008-09	2007-08	2006-07
AMS Family S.A., Comercial	1.324.9	375.8		318.0			79.0		2.143.1	2.026.8	1.359.8	2014	178.1	111.7
Subsole S.A., Exortadora	1.376.8		369.5		219.2				1.965.5	1.376.7	623.0	2074	182.9	107.7
Trinidad Exports S.A.	1.341.3	60.7	83.1	403.4					1.888.4	1.226.1	981.0	194.2	109.9	89.2
Agricola Gloria Chile	380.8	297.5	323.5	55.0	463.3	45.8	78.9		1.753.2	1.789.4		176.4	166.0	
El Torreón Export Ltda.	503.8	565.6							1.069.4	737.6	759.1	79.0	53.8	51.8
Fresh Land Chile S.A.	87.4	55.7	380.9	138.7				33.9	696.7	577.4	555.7	76.2	79.5	70.5
Novafrix S.A.		42.2	71.1					458.1	651.4			79.1		
Lafrit Export. Agropec. Ltda.	112.0	63.3	35.4	184.3					641.5	472.7	788.9	50.4	40.5	74.9
Others	1.951.8	846.9	1.031.7	819.6	406.3	221.6	174.7		5.597.3	3.459.2	2.907.1	603.7	383.6	272.9
<b>TOTAL TONS</b>	<b>7.073.8</b>	<b>2.307.7</b>	<b>2.295.2</b>	<b>1.919.1</b>	<b>1.088.8</b>	<b>725.5</b>	<b>537.7</b>	<b>120.0</b>	<b>16.407</b>					
<b>TOTAL TONS</b>	<b>2007-08</b>	<b>3.568.5</b>	<b>2.807.5</b>	<b>1.702.5</b>	<b>1.559.6</b>	<b>557.8</b>	<b>362.3</b>	<b>515.7</b>	<b>80.0</b>	<b>11.666</b>				
<b>TOTAL TONS</b>	<b>2006-07</b>	<b>2.015.0</b>	<b>2.605.4</b>	<b>1.112.4</b>	<b>1.630.4</b>	<b>21.6</b>	<b>38.8</b>	<b>325.9</b>	<b>180.0</b>		<b>7.974.6</b>			
<b>TOTAL TH.CASES</b>	<b>2008-09</b>	<b>703.1</b>	<b>131.9</b>	<b>416.0</b>	<b>149.9</b>	<b>67.9</b>	<b>83.1</b>	<b>69.0</b>	<b>4.8</b>			<b>1.667.8</b>		
<b>TOTAL TH.CASES</b>	<b>2007-08</b>	<b>354.9</b>	<b>162.9</b>	<b>356.7</b>	<b>125.0</b>	<b>35.0</b>	<b>41.3</b>	<b>68.0</b>	<b>3.2</b>				<b>1.194.2</b>	
<b>TOTAL TH.CASES</b>	<b>2006-07</b>	<b>205.9</b>	<b>150.7</b>	<b>229.9</b>	<b>124.1</b>	<b>1.4</b>	<b>4.6</b>	<b>49.7</b>	<b>7.2</b>					<b>778.7</b>

### Main Varieties Detail

Season 2008/2009 (Tons)

EXPORTER	KIWIS		GRAPE	PEAR	APPLE		GRAPE	APPLE	PEAR	ORANGE	ORANGE	GRAPE	PEAR	GRAPE	NECTARIN
	HAYWARD	R. GLOBE			PACHAMANS	RICH. D.									
AMS Family S.A., Comercial	1.301.9			80.2	56.5	122.1		80.2	51.6						185.2
Subsole S.A., Exortadora	1.376.8	368.7					0.8			219.2					
Trinidad Exports S.A.	1.341.3	34.8		21.9	4.0			20.1	258.3				21.2		
Agricola Gloria Chile	380.8	94.2		46.1	59.5	64.0	56.7	56.2	7.3	36.7	353.8	68.9		65.4	19.5
El Torreón Export Ltda.	481.4				307.5	89.7			168.4						
Fresh Land Chile S.A.	87.4	42.9		12.7			170.7	43.1				92.9	111.6	72.8	
Novafrix S.A.		14.4					31.5	42.2				25.2			110.0
Others	5.659.4	846.9		670.2	634.7	502.3	608.7	472.2	473.7	519.9	483.1	478.9	176.5	212.1	195.5

### Del Monte Fresh Produce B.V.

**www.freshdelmonte.com**

Phone: 31 (10) 5242222  
 Fax: 31 (10) 5219449  
 e-mail: l.trim@nl.freshdelmonte.com  
 Contact: Lex Trim

Klappolder 170, P.O. Box 188  
 2665 ZK Bleiswijk  
 The Netherlands



### Main Species Detail

Season 2008/2009 (Tons)

EXPORTER	GRAPE	APPLE	PEAR	CLEMENT	PLUM	CHERRY	KIWIS	PEACH	TOTAL TONS			TOTAL TH.CASES		
									2008-09	2007-08	2006-07	2008-09	2007-08	2006-07
Del Monte Fresh Produce (Chile) S.A.	7.758.3	3.383.9	2.144.2	858.8	609.1	316.4	297.6	0.9	15.369	15.331	13.650	1.941.6	1.971.1	1.799.3
San Fernando S.A., Frutera (Frusan)		6.0							6.0			0.3		
<b>TOTAL TONS</b>	<b>7.758.3</b>	<b>3.389.9</b>	<b>2.144.2</b>	<b>858.8</b>	<b>609.1</b>	<b>316.4</b>	<b>297.6</b>	<b>0.9</b>	<b>15.375</b>					
<b>TOTAL TONS</b>	<b>2007-08</b>	<b>8.788.9</b>	<b>3.090.4</b>	<b>1.915.4</b>	<b>461.0</b>	<b>487.3</b>	<b>474.0</b>			<b>15.331</b>				
<b>TOTAL TONS</b>	<b>2006-07</b>	<b>7.056.7</b>	<b>2.664.2</b>	<b>1.542.9</b>	<b>582.9</b>	<b>588.7</b>	<b>187.5</b>	<b>940.1</b>			<b>13.650</b>			
<b>TOTAL TH.CASES</b>	<b>2008-09</b>	<b>1.283.9</b>	<b>194.0</b>	<b>160.6</b>	<b>59.9</b>	<b>101.5</b>	<b>112.2</b>	<b>29.8</b>	<b>0.1</b>			<b>1.942.0</b>		
<b>TOTAL TH.CASES</b>	<b>2007-08</b>	<b>1.432.7</b>	<b>173.9</b>	<b>131.2</b>	<b>30.7</b>	<b>82.7</b>	<b>105.6</b>						<b>1.971.1</b>	
<b>TOTAL TH.CASES</b>	<b>2006-07</b>	<b>1.275.9</b>	<b>148.9</b>	<b>104.8</b>	<b>38.9</b>	<b>93.2</b>	<b>37.3</b>	<b>94.0</b>						<b>1.799.3</b>

### Main Varieties Detail

Season 2008/2009 (Tons)

EXPORTER	GRAPE	GRAPE	PEAR	APPLE	APPLE	CLEMENT	APPLE	GRAPE	GRAPE	CHERRY	PLUM	KIWIS	GRAPE	PLUM
Del Monte Fresh Produce (Chile) S.A.	3.291.0	2.980.4	1.338.5	1.252.0	1.146.2	858.8	857.2	571.9	375.0	316.4	302.9	297.6	271.6	244.8
San Fernando S.A., Frutera (Frusan)					6.0									













C Obrucheva 19-1-27  
117461 Moscow  
Russia

000 Berry Meadow  
Phone: 7 (916) 5256436  
e-mail: berrymeadow@berry-meadow.ru.net  
Contact: Elena Donina

## Main Species Detail

Season 2008/2009 (Tons)

EXPORTER	APPLE	GRAPE	KIWIS	PEAR	PEARAVAT.	PLUM	NECTARIN	TOTAL TONS			TOTAL TH.CASES		
								2008-09	2007-08	2006-07	2008-09	2007-08	2006-07
Frutasol Chile S.A., Exportadora	4,934.8	1,057.6	361.9	222.6				6,576.9	8,080.1	5,512.1	449.8	533.3	365.6
Río Blanco Ltda, Exportadora		1,816.2	418.7		49.9			2,284.8	1,412.8		275.5	166.2	
Canta Rana S.A. Agr. Forest.		391.0						391.0	84.2	53.1	47.7	10.3	6.5
<b>TOTAL TONS</b>	<b>2008-09</b>	<b>4,934.8</b>	<b>3,264.8</b>	<b>780.6</b>	<b>222.6</b>	<b>49.9</b>		<b>9,252.7</b>					
<b>TOTAL TONS</b>	<b>2007-08</b>	<b>6,355.5</b>	<b>2,345.5</b>	<b>702.0</b>	<b>529.2</b>	<b>22.7</b>	<b>18.7</b>	<b>3.8</b>	<b>9,977.4</b>				
<b>TOTAL TONS</b>	<b>2006-07</b>	<b>4,321.4</b>	<b>864.1</b>	<b>380.6</b>	<b>276.9</b>					<b>5,843.0</b>			
<b>TOTAL TH.CASES</b>	<b>2008-09</b>	<b>269.7</b>	<b>400.4</b>	<b>78.1</b>	<b>12.4</b>	<b>12.5</b>					<b>773.0</b>		
<b>TOTAL TH.CASES</b>	<b>2007-08</b>	<b>347.0</b>	<b>299.3</b>	<b>70.2</b>	<b>30.1</b>	<b>5.7</b>	<b>2.1</b>	<b>0.5</b>				<b>754.9</b>	
<b>TOTAL TH.CASES</b>	<b>2006-07</b>	<b>236.4</b>	<b>114.6</b>	<b>38.1</b>	<b>15.4</b>								<b>404.5</b>

## Main Varieties Detail

Season 2008/2009 (Tons)

EXPORTER	APPLE	GRAPE	GRAPE	APPLE	KIWIS	APPLE	APPLE	APPLE	APPLE	GRAPE	GRAPE	GRAPE	APPLE	GRAPE
	GRANNIES	THOMPSON	R. GLOBE	RY. GALA	HAYWARD	BRAEBURN	FLJI	JONAGOLD	RICH. D.	AUT. RY.	CRIMSON	RIBIER	C. PINK	BLACK SDL
Frutasol Chile S.A., Exportadora	2,436.6	680.5	108.9	974.5	361.9	547.6	284.5	255.9	254.8					
Río Blanco Ltda, Exportadora		766.8	555.2		418.7					237.9	121.4			118.3
Canta Rana S.A. Agr. Forest.		32.6	358.4											



[www.internationalproduce.com](http://www.internationalproduce.com)  
Spade Lane Cold Store  
Sittingbourne, KENT ME97TT  
United Kingdom

International Produce Ltd.  
Phone: 44 (1634) 371371  
Fax: 44 (1634) 269269  
e-mail: dean.hayden@internationalproduce.c  
Contact: Dean Hayden

## Main Species Detail

Season 2008/2009 (Tons)

EXPORTER	GRAPE	KIWIS	PLUM	APPLE	NECTARIN	CLEMINT	ORANGE	PEACH	TOTAL TONS			TOTAL TH.CASES		
									2008-09	2007-08	2006-07	2008-09	2007-08	2006-07
Unifrutti Traders Ltda.	1,795.7	242.2		191.6					2,229.5	2,038.4	1,737.3	260.9	229.8	224.3
Subsole S.A., Exportadora	1,170.9								1,170.9	1,073.0	424.7	146.0	119.4	48.1
Aconcaqua Ltda, Exp. (Aconex)	546.8		242.4		48.5	62.4	137.8	46.4	1,084.4	730.5	322.4	127.0	66.1	24.7
Copefrut S.A.		925.4	105.6						1,031.0	2,692.4	2,866.2	102.5	250.2	239.9
Gestión de Export. Frut. S.A.(Gesex)	994.4								994.4	1,498.1	182.5	125.1	168.0	20.3
Frucentro S.A.	342.0		405.9		12.8				815.9	655.2	841.0	106.9	81.7	100.6
Montolin S.A., Agrícola e Inmobiliaria	433.8								433.8	435.3	87.4	55.2	49.3	9.4
San Clemente S.A., Exp.				320.1					320.1			24.9		
Others	111.7	314.7	178.7		201.1	124.8	23.0	43.5	1,004.9	2,292.6	4,184.2	105.4	223.6	397.2
<b>TOTAL TONS</b>	<b>2008-09</b>	<b>5,395.3</b>	<b>1,482.2</b>	<b>932.6</b>	<b>511.7</b>	<b>262.4</b>	<b>187.2</b>	<b>180.8</b>	<b>90.0</b>	<b>9,084.8</b>				
<b>TOTAL TONS</b>	<b>2007-08</b>	<b>5,765.4</b>	<b>1,747.6</b>	<b>925.9</b>	<b>1,842.3</b>	<b>329.5</b>	<b>312.0</b>	<b>234.5</b>	<b>48.9</b>		<b>11,415</b>			
<b>TOTAL TONS</b>	<b>2006-07</b>	<b>3,892.9</b>		<b>1,104.2</b>	<b>4,653.9</b>	<b>271.1</b>	<b>228.5</b>	<b>408.0</b>	<b>39.2</b>			<b>10,646</b>		
<b>TOTAL TH.CASES</b>	<b>2008-09</b>	<b>665.7</b>	<b>145.7</b>	<b>133.4</b>	<b>34.8</b>	<b>31.3</b>	<b>11.7</b>	<b>10.5</b>	<b>11.2</b>			<b>1,053.9</b>		
<b>TOTAL TH.CASES</b>	<b>2007-08</b>	<b>649.6</b>	<b>174.8</b>	<b>118.7</b>	<b>148.4</b>	<b>38.3</b>	<b>19.5</b>	<b>15.3</b>	<b>4.9</b>				<b>1,188.1</b>	
<b>TOTAL TH.CASES</b>	<b>2006-07</b>	<b>474.1</b>		<b>133.6</b>	<b>373.5</b>	<b>31.2</b>	<b>14.3</b>	<b>27.2</b>	<b>4.0</b>					<b>1,064.5</b>

## Main Varieties Detail

Season 2008/2009 (Tons)

EXPORTER	GRAPE	GRAPE	KIWIS	GRAPE	KIWIS	GRAPE	PLUM	APPLE	CLEMINT	PLUM	ORANGE	GRAPE	PLUM	PLUM
	CRIMSON	THOMPSON	HAYWARD	SUGARONE	NOT DEF	FLAME SDL	ANGELENO	RY. GALA	CLEMINT	NOT DEF	LANE LATE	AUT. RY.	LARRY ANN	CONTANZA
Unifrutti Traders Ltda.	707.4	617.6	242.2	266.5		52.0		172.0						136.9
Subsole S.A., Exportadora	301.7	486.9		210.7		170.8								
Aconcaqua Ltda, Exp. (Aconex)	146.7	365.7		34.4			54.1		62.4		137.8		13.1	133.6
Copefrut S.A.			460.9		464.5					105.6				
Gestión de Export. Frut. S.A.(Gesex)	497.8	170.1		172.7		153.8								
Frucentro S.A.	217.0	122.7					219.3						104.1	
Montolin S.A., Agrícola e Inmobiliaria	176.5	7.1		137.7		72.7								
Others	1,355.8	1,165.5	775.6	630.5	464.5	404.9	325.8	63.4	187.2	151.0	137.8		134.3	133.6



### Main Species Detail

Season 2008/2009 (Tons)

EXPORTER		APPLE	PLUM	NECTARIN	PLUMCOT	PEAR	KIWIS	TOTAL TONS			TOTAL TH.CASES		
								2008-09	2007-08	2006-07	2008-09	2007-08	2006-07
San Fernando S.A., Frutera (Frusan)		4,935.0						4,935.0	7,158.6	7,168.6	358.7	519.8	508.7
C v D Internacional S.A.		2,113.6	18.9	9.6	32.2			2,174.3	2,778.2	3,287.7	156.0	200.3	236.1
Trinidad Exports S.A.		414.1						414.1	290.2		26.0	20.2	
Greenvic Comercial S.A.		247.2						247.2	589.1	1,170.7	17.1	41.3	83.1
Novafrix S.A.		23.3	98.5	26.2				147.9			16.5		
Santa Isabel De Cato Ltda.		64.2						64.2	211.1	21.4	3.5	12.0	1.2
Greenwich S.A., Comercial		17.5						17.5			1.4		
<b>TOTAL TONS</b>	2008-09	7,814.9	117.4	35.7	32.2			8,000.2					
<b>TOTAL TONS</b>	2007-08	10,944	89.0	74.9		71.1	22.4		11,201				
<b>TOTAL TONS</b>	2006-07	11,506	78.9	110.1	5.0	113.2				11,814			
<b>TOTAL TH.CASES</b>	2008-09	557.1	12.6	5.0	4.4						579.1		
<b>TOTAL TH.CASES</b>	2007-08	783.4	9.8	10.0		6.3	2.2					811.7	
<b>TOTAL TH.CASES</b>	2006-07	809.6	10.5	14.9	0.9	8.8							844.7

### Main Varieties Detail

Season 2008/2009 (Tons)

EXPORTER	APPLE		APPLE PINK L.	APPLE GRANNIES	APPLE GALA	APPLE NOT DEF.	PLUM ANGELENO	PLUM RED HEART	APPLE C. PINK	PLUMCOT FLV. FALL	PLUM LARRY ANN	NECTARIN AUG. RED	NECTARIN RB. DIAM.	NECTARIN AUG. FIRE
	RY. GALA	BRAEBURN												
San Fernando S.A., Frutera (Frusan)	2,366.9	1,488.4	543.0	216.3	320.5									
C v D Internacional S.A.	1,422.5	135.5	207.0	348.7			18.9			32.2		9.6		
Trinidad Exports S.A.	135.1		28.9	37.9		212.3								
Greenvic Comercial S.A.	93.3	32.6	111.1						10.2					
Novafrix S.A.							34.6	38.0	23.3		25.9	1.1	8.6	5.6
Santa Isabel De Cato Ltda.	64.2													
Greenwich S.A., Comercial			17.5											



### Main Species Detail

Season 2008/2009 (Tons)

EXPORTER	GRAPE	AVOCADO	NECTARIN	PLUM	PLUMCOT	CHERRY	PEACH	APRICOT	TOTAL TONS			TOTAL TH.CASES		
									2008-09	2007-08	2006-07	2008-09	2007-08	2006-07
Propal S.A., Exportadora		1,082.0							1,082.0	1,301.5	763.3	108.0	130.2	126.5
C v D Internacional S.A.			270.1	215.7	225.8	1.2	11.5		724.4	490.8	553.7	102.8	79.7	93.2
Quilaco S.A., Agroindustrias	693.5								693.5	864.0	2,180.5	89.5	111.0	270.3
Miemis Ltda, Comercial	596.8								596.8	417.8	524.8	66.3	46.4	62.8
Passalacqua C., Daniella A.	541.4								541.4	1,035.0		92.0	158.9	
Río Blanco Ltda, Exportadora	491.0								491.0	367.4	1,063.1	63.3	40.8	120.4
Cerro Campanario Ltda, Soc. Agríc.	393.8								393.8	182.8	641.9	28.5	20.5	74.4
Gestión de Export. Frut. S.A.(Gesex)	392.4								392.4	455.5	21.6	47.2	50.6	2.4
Others	2,344.7	340.5	159.2	120.3		74.2	40.9	2.7	3,083.0	3,004.0	1,698.6	387.2	356.2	231.0
<b>TOTAL TONS</b>	2008-09	5,453.7	1,422.5	429.3	336.0	225.8	75.4	52.4	2.7	7,998.3				
<b>TOTAL TONS</b>	2007-08	5,643.3	1,616.4	407.6	236.5	54.0	56.8	99.7	4.6		8,118.8			
<b>TOTAL TONS</b>	2006-07	5,681.5	1,068.3	341.3	173.4	92.8	10.4	55.6				7,447.4		
<b>TOTAL TH.CASES</b>	2008-09	671.9	157.9	54.4	36.3	41.9	15.1	6.6	0.5				984.7	
<b>TOTAL TH.CASES</b>	2007-08	699.2	161.6	67.1	29.7	10.4	11.4	14.2	0.8					994.4
<b>TOTAL TH.CASES</b>	2006-07	683.0	185.9	52.9	27.7	18.1	1.7	8.6						981.0

### Main Varieties Detail

Season 2008/2009 (Tons)

EXPORTER	GRAPE		AVOCADO HASS	GRAPE SUGARONE	PLUM ANGELENO	PLUMCOT FLV. FALL	GRAPE AUT. RY.	GRAPE BLACK SOL.	NECTARIN RB. DIAM.	GRAPE FLAME SOL.	CHERRY BING	PLUM RED HEART	GRAPE NOT DEF.	GRAPE MN. BEAUTY
	THOMPSON	CRIMSON												
Propal S.A., Exportadora			1,082.0											
C v D Internacional S.A.					145.6	221.7			37.8		1.2	61.5		
Quilaco S.A., Agroindustrias	418.3	231.9		43.2										
Miemis Ltda, Comercial	61.2	489.7					45.9							
Passalacqua C., Daniella A.	313.5	162.4		42.5			16.2			6.8				
Río Blanco Ltda, Exportadora	194.7	132.9		92.7						70.7				
Cerro Campanario Ltda, Soc. Agríc.	393.8													
Others	2,834.2	1,733.0	340.5	429.8	231.9	221.7	120.2	87.4	78.0	77.5	74.5	61.5	61.4	49.6

## New World Fruit Traders B.V.

Phone: 31 (10) 477 6785  
Fax: 31 (10) 47744 61

Marconistraat 3a  
3029 AE Rotterdam  
The Netherlands



### Main Species Detail

Season 2008/2009 (Tons)

EXPORTER	APPLE	KIWIS	GRAPE	PLUM	CHERRY	PEAR	AVOCADO	PEACH	TOTAL TONS			TOTAL TH.CASES		
									2008-09	2007-08	2006-07	2008-09	2007-08	2006-07
Copefrut S.A.	2.658.8	1.625.6		1.050.1	230.2	186.7		166.4	6.162.4	6.577.4	5.126.0	626.0	684.6	572.2
Río Blanco Ltda. Exportadora			637.3		6.4				655.5	470.3	146.5	74.3	53.1	17.8
Subsole S.A., Exportadora			275.3						314.3	51.6	10.1	60.6	8.2	2.0
Córpora Agrícola S.A.							169.3		169.3			39.0		
C v D Internacional S.A.	125.6								125.6			7.1		
San Clemente S.A., Exp.			120.3						120.3			13.4		
Surfrut Fresh S.A.			61.8		37.4				99.3	22.1	7.7	21.4	4.4	1.5
Greenvic Comercial S.A.		97.3							97.3			11.7		
Others			53.8						142.9	262.1	7.7	69.0	48.8	1.5
<b>TOTAL TONS</b>	<b>2008-09</b>	<b>2.784.4</b>	<b>1.722.9</b>	<b>1.148.5</b>	<b>1.050.1</b>	<b>274.1</b>	<b>186.7</b>	<b>169.3</b>	<b>7.886.9</b>					
<b>TOTAL TONS</b>	<b>2007-08</b>	<b>3.077.5</b>	<b>1.188.7</b>	<b>760.6</b>	<b>1.083.2</b>	<b>251.6</b>	<b>402.2</b>			<b>7.383.5</b>				
<b>TOTAL TONS</b>	<b>2006-07</b>	<b>2.177.1</b>	<b>1.207.0</b>	<b>141.4</b>	<b>1.068.6</b>	<b>147.3</b>	<b>183.6</b>				<b>5.298.0</b>			
<b>TOTAL TH.CASES</b>	<b>2008-09</b>	<b>160.8</b>	<b>180.9</b>	<b>165.1</b>	<b>175.5</b>	<b>55.4</b>	<b>12.4</b>	<b>39.0</b>	<b>24.7</b>			<b>922.4</b>		
<b>TOTAL TH.CASES</b>	<b>2007-08</b>	<b>180.9</b>	<b>128.6</b>	<b>101.9</b>	<b>205.1</b>	<b>50.2</b>	<b>26.8</b>		<b>37.1</b>				<b>799.1</b>	
<b>TOTAL TH.CASES</b>	<b>2006-07</b>	<b>121.6</b>	<b>147.1</b>	<b>17.6</b>	<b>204.7</b>	<b>28.8</b>	<b>12.2</b>		<b>28.7</b>					<b>595.1</b>

### Main Varieties Detail

Season 2008/2009 (Tons)

EXPORTER	APPLE		PLUM		KIWIS		GRAPE		APPLE		CHERRY	AVOCADO	PEACH	APPLE	NECTARIN
	RY. GALA	NOT DEF	HAYWARD	GRANNIES	NOT DEF	THOMPSON	CRIMSON	RED CHIEF	C. PINK	BING	HASS	NOT DEF	BRAEBURN	NOT DEF	
Copefrut S.A.	1.083.4	1.050.1	952.4	926.3	673.2				341.6	76.8	142.8		166.4	165.3	161.0
Río Blanco Ltda. Exportadora						178.4	318.2				6.4				
Subsole S.A., Exportadora						143.7	60.1								
Córpora Agrícola S.A.											169.3				
C v D Internacional S.A.									125.6						
San Clemente S.A., Exp.						104.3									
Surfrut Fresh S.A.						8.3					20.4				
Others			97.3			440.5	381.0		125.6	26.8	169.3				

### Hillfresh International B.V.

Phone: 31 (10) 2211160  
Fax: 31 (10) 2211199  
e-mail: paul@hillfresh.eu  
Contact: Paul Postema

[www.hillfresh.eu](http://www.hillfresh.eu)

Marconistraat 16, Europoint IV  
3029 AK Rotterdam  
The Netherlands



### Main Species Detail

Season 2008/2009 (Tons)

EXPORTER	KIWIS	APPLE	GRAPE	NECTARIN	PEAR	PLUM	PEACH	BLUEB	TOTAL TONS		TOTAL TH.CASES	
									2008-09	2007-08	2008-09	2007-08
C v D Internacional S.A.	1.600.2	1.766.1	541.1	586.1	429.3	252.2	123.7	67.0	5.422.9	5.867.7	578.7	621.2
Greenvic Comercial S.A.	712.9	188.1	59.6	136.6		212.8	0.9		1.311.0	846.7	160.1	90.0
Exser Ltda.			593.6						593.6	275.7	93.0	43.0
Quilaco S.A., Agroindustrias			235.5						235.5		35.3	
Sofruco Alimentos Ltda.	54.0				47.4				101.4		14.0	
Fruit Grower Chile S.A. Exportadora			72.6						72.6		16.1	
Tío Plaza Ltda., Agrícola			52.8						52.8		10.2	
<b>TOTAL TONS</b>	<b>2008-09</b>	<b>2.367.2</b>	<b>1.954.2</b>	<b>1.555.2</b>	<b>722.7</b>	<b>476.7</b>	<b>465.0</b>	<b>124.6</b>	<b>67.0</b>	<b>7.789.8</b>		
<b>TOTAL TONS</b>	<b>2007-08</b>	<b>2.101.2</b>	<b>2.177.2</b>	<b>1.000.4</b>	<b>957.1</b>	<b>397.0</b>	<b>332.7</b>	<b>330.2</b>	<b>16.2</b>	<b>7.478.8</b>		
<b>TOTAL TH.CASES</b>	<b>2008-09</b>	<b>243.3</b>	<b>108.3</b>	<b>254.8</b>	<b>120.7</b>	<b>31.4</b>	<b>87.9</b>	<b>13.3</b>	<b>37.4</b>		<b>907.3</b>	
<b>TOTAL TH.CASES</b>	<b>2007-08</b>	<b>210.1</b>	<b>120.4</b>	<b>165.1</b>	<b>165.3</b>	<b>26.1</b>	<b>66.5</b>	<b>54.9</b>	<b>10.1</b>			<b>834.7</b>

### Main Varieties Detail

Season 2008/2009 (Tons)

EXPORTER	KIWIS	APPLE	APPLE	GRAPE	GRAPE	PEAR	GRAPE	APPLE	PLUM	NECTARIN	PLUM	GRAPE	PEACH	NECTARIN
	HAYWARD	GRANNIES	RY. GALA	R. GLOBE	SUGRADNE	PACKHAMS	THOMPSON	PINK L.	ANGELENO	F. SWET	LARRY ANN	CRIMSON	RICH LADY	C. WHITE
C v D Internacional S.A.	1.600.2	792.8	680.2	114.5	255.8	429.3	69.1	293.1	88.8	120.8	65.5	79.7	88.2	70.2
Greenvic Comercial S.A.	687.8	47.9	109.7	35.4				15.6	40.8		31.3	12.7	0.9	
Exser Ltda.				257.2	152.2			183.1						
Quilaco S.A., Agroindustrias				130.7	39.4			59.3						
Sofruco Alimentos Ltda.	54.0						47.4							
Fruit Grower Chile S.A. Exportadora					20.5			52.1						
Tío Plaza Ltda., Agrícola					31.8			15.0						

### Main Species Detail

Season 2008/2009 (Tons)

EXPORTER	GRAPE	PLUM	TOTAL TONS			TOTAL TH.CASES		
			2008-09	2007-08	2006-07	2008-09	2007-08	2006-07
Santa Elena S.A., Exportadora	1,151.2		1,151.2	1,151.7	1,866.6	128.7	135.4	228.4
El Maitenal S.A., Agrícola	1,144.4		1,144.4	1,130.1	836.2	162.7	161.3	122.4
Dole Chile S.A.	929.7		929.7	757.0	386.9	120.2	94.7	43.0
Fresh Land Chile S.A.	619.9		619.9	559.1	850.6	73.6	65.3	94.5
Córpore Agrícola S.A.	609.6		609.6	626.0	107.3	74.8	69.5	11.9
Comercial Prontoexport Ltda.	521.3		521.3	493.0	380.2	62.9	57.9	43.5
Lafrut Export. Agropec. Ltda.	501.7		501.7	309.6		59.7	37.8	
Others	2,142.3		2,142.3	3,336.4	2,335.2	255.1	399.4	290.2
<b>TOTAL TONS</b>	<b>2008-09</b>	<b>7,620.2</b>	<b>7,620.2</b>					
<b>TOTAL TONS</b>	<b>2007-08</b>	<b>8,357.2</b>	<b>5.6</b>	<b>8,362.8</b>				
<b>TOTAL TONS</b>	<b>2006-07</b>	<b>6,763.1</b>		<b>6,763.1</b>				
<b>TOTAL TH.CASES</b>	<b>2008-09</b>	<b>937.8</b>				<b>937.8</b>		
<b>TOTAL TH.CASES</b>	<b>2007-08</b>	<b>1,020.4</b>	<b>0.9</b>				<b>1,021.3</b>	
<b>TOTAL TH.CASES</b>	<b>2006-07</b>	<b>833.9</b>						<b>833.9</b>

### Main Varieties Detail

Season 2008/2009 (Tons)

EXPORTER	GRAPE	GRAPE	GRAPE	GRAPE	GRAPE	GRAPE	GRAPE	GRAPE	PLUM	GRAPE	GRAPE	GRAPE	GRAPE	GRAPE
	THOMPSON	CRIMSON	SUGARONE	FLAME SDL	SUPERIOR	AUT. RY.	NOT DEF	BICOLOR	AUT. FRIDE	SUP. SDL	MIXED	PRINCESS	BLACK SDL	PRN. SEED.
Santa Elena S.A., Exportadora	742.5	304.2	44.5	24.5	35.6									
El Maitenal S.A., Agrícola	279.2	368.5	190.5	245.7		60.4								
Dole Chile S.A.	435.8	384.6	109.3											
Fresh Land Chile S.A.	186.5	142.6	213.0	77.9										
Córpore Agrícola S.A.	154.8	342.4		112.5										
Comercial Prontoexport Ltda.	240.7	111.8	57.3	95.1	1.5	14.9								
Lafrut Export. Agropec. Ltda.	195.7	119.7	134.9	51.4										
Others	2,136.9	2,400.2	911.6	631.1	190.0	101.5	67.3	30.3						



### Main Species Detail

Season 2008/2009 (Tons)

EXPORTER	APPLE	GRAPE	KIWIS	PLUM	PEAR	AVOCADO	NECTARIN	CHERRY	TOTAL TONS			TOTAL TH.CASES		
	RY. GALA	THOMPSON	CRIMSON	HAYWARD	BRAEBURN	GRANNIES	ANGELENO	PACKHAMS	PINK L.	SUGARONE	HASS	NOT DEF	LARRY ANN	SUP. SDL
San Fernando S.A., Frutera (Frusan)	2,555.2	142.1	518.5	159.6	184.3			0.01						
David del Curto S.A.	299.6	907.1	235.2	170.5	99.9		16.9							
Lafrut Export. Agropec. Ltda.	403.8	723.9	44.1	120.0	23.0									
Fruit Grower Chile S.A. Exportadora	205.6	227.2												
Polar Fruit International S.A.	201.6	27.0												
Córpore Agrícola S.A.		163.6				42.6								
Propal S.A., Exportadora						85.4								
Cabilfrut S.A.						21.2								
<b>TOTAL TONS</b>	<b>2008-09</b>	<b>3,665.7</b>	<b>2,190.8</b>	<b>797.7</b>	<b>450.1</b>	<b>307.3</b>	<b>149.2</b>	<b>16.9</b>	<b>0.01</b>	<b>7,577.8</b>				
<b>TOTAL TONS</b>	<b>2007-08</b>	<b>2,741.8</b>	<b>2,932.0</b>	<b>426.5</b>	<b>306.7</b>						<b>6,406.9</b>			
<b>TOTAL TONS</b>	<b>2006-07</b>	<b>2,937.1</b>	<b>3,208.5</b>	<b>419.4</b>	<b>446.7</b>							<b>7,075.2</b>		
<b>TOTAL TH.CASES</b>	<b>2008-09</b>	<b>242.8</b>	<b>276.8</b>	<b>87.5</b>	<b>45.0</b>	<b>17.1</b>	<b>24.7</b>	<b>2.3</b>	<b>0.003</b>				<b>696.2</b>	
<b>TOTAL TH.CASES</b>	<b>2007-08</b>	<b>180.7</b>	<b>325.9</b>	<b>50.6</b>	<b>30.7</b>									<b>587.9</b>
<b>TOTAL TH.CASES</b>	<b>2006-07</b>	<b>191.6</b>	<b>357.1</b>	<b>55.2</b>	<b>47.2</b>									<b>655.3</b>

### Main Varieties Detail

Season 2008/2009 (Tons)

EXPORTER	APPLE	GRAPE	GRAPE	KIWIS	APPLE	APPLE	PLUM	PEAR	APPLE	GRAPE	AVOCADO	APPLE	PLUM	GRAPE
	RY. GALA	THOMPSON	CRIMSON	HAYWARD	BRAEBURN	GRANNIES	ANGELENO	PACKHAMS	PINK L.	SUGARONE	HASS	NOT DEF	LARRY ANN	SUP. SDL
San Fernando S.A., Frutera (Frusan)	1,482.4	51.0	91.0	518.5	536.6	261.6	135.6	184.3	257.5					
David del Curto S.A.	86.2	455.8	296.4	235.2	29.7	134.6	145.3	99.9	49.0	154.9			8.4	
Lafrut Export. Agropec. Ltda.	152.4	253.9	377.4	44.1	210.6	40.7	77.7	23.0		61.3			24.2	
Fruit Grower Chile S.A. Exportadora	154.9	125.3	76.7											25.3
Polar Fruit International S.A.	201.6	27.0												
Córpore Agrícola S.A.		82.5	81.1								42.6			
Propal S.A., Exportadora											85.4			
Cabilfrut S.A.											21.2			



## Citronas B.V.

Phone: 31 (10) 4766544

Fax: 31 (10) 4779712

e-mail: sales@citronas.com

Contact: Mr T.Hoekstra /Mr M.Korpel

[www.citronas.com](http://www.citronas.com)

Galleistraat 80, (Haven Nr. 348)

3029 AM Rotterdam

The Netherlands



### Main Species Detail

Season 2008/2009 (Tons)

EXPORTER	APPLE	GRAPE	ORANGE	PEAR	PLUM	GRAPEFR.	NECTARIN	CLEMINT	TOTAL TONS			TOTAL TH.CASES		
									2008-09	2007-08	2006-07	2008-09	2007-08	2006-07
Rucarav S.A., Exportadora v Servicios	980.2	1,049.9		464.6	72.5		37.4		2,604.6	5,699.0	10,216	324.1	622.8	961.2
Soc. Agric. Comercial Ltda. (Agricom)	102.5	491.5	1,428.9		108.4	149.4	59.0	11.4	2,373.1	3,210.4	4,310.3	202.3	268.8	307.4
Magna Trading S.A., Exportadora	1,056.7	128.8		550.9	35.3		3.6		1,775.3	2,658.2		163.3	230.9	
Unifrutti Traders Ltda.	176.0	58.1						42.0	279.9	7,459.3	5,593.1	24.4	1,175.3	812.4
TOTAL TONS	2008-09	2,315.4	1,728.3	1,428.9	1,015.5	216.2	149.4	100.0	53.4	7,032.8				
TOTAL TONS	2007-08	5,766.0	5,683.2	822.6	4,440.5	458.9	245.6	425.6	289.7		19,027			
TOTAL TONS	2006-07	7,688.6	4,322.0	1,871.7	3,881.2	337.1	538.4	193.4	340.9		20,126			
TOTAL TH.CASES	2008-09	161.8	301.9	94.0	83.8	35.4	10.7	17.2	3.9			714.2		
TOTAL TH.CASES	2007-08	389.4	1,092.7	53.2	434.9	75.3	17.5	70.6	19.3				2,297.8	
TOTAL TH.CASES	2006-07	496.4	852.3	124.8	335.9	57.2	37.1	33.4	23.3					2,082.3

### Main Varieties Detail

Season 2008/2009 (Tons)

EXPORTER	ORANGE	GRAPE	APPLE	APPLE	PEAR	APPLE	GRAPE	APPLE	PEAR	GRAPE	ORANGE	GRAPEFR.	APPLE	ORANGE
	LANE LATE	THOMPSON	GRANNIES	RY. GALA	PACKHAMS	PINK L.	R. GLOBE	C. PINK	ABATE FT.	SUGRAONE	NAVEL LT.	STAR RUBY	BRAEBURN	NAVELS
Rucarav S.A., Exportadora v Servicios		570.0	438.0	264.2	284.2	10.9	164.6	123.6	134.3	259.4				33.0
Soc. Agric. Comercial Ltda. (Agricom)	1,122.3	209.0	17.3	58.0		17.0	224.9			39.0	177.4	149.4		129.2
Magna Trading S.A., Exportadora		57.9	275.9	209.3	243.2	208.0	13.2	246.7	212.0	39.7			107.4	
Unifrutti Traders Ltda.		52.3				176.0								

## Hermanos Fernández López S.A.

Phone: 34 (93) 2626690

Fax: 34 (93) 2632739

e-mail: info@grupofernandez.es

Contact: Christophe Laffon

[www.grupofernandez.es](http://www.grupofernandez.es)

Calle Longitudinal 7, nº 83

08040 Mercabarna, Barcelona

Spain



### Main Species Detail

Season 2008/2009 (Tons)

EXPORTER	ORANGE	KIWIS	APPLE	GRAPE	PLUM	PEAR	CHERRY	NECTARIN	TOTAL TONS			TOTAL TH.CASES		
	2008-09	2007-08	2006-07	2008-09	2007-08	2006-07	2008-09	2007-08	2006-07	2008-09	2007-08	2006-07		
Propal S.A., Exportadora	1,931.7								1,941.1	2,134.9	1,028.3	124.3	135.5	66.7
Aqua Santa, Exportadora (Greentree)	217.8	629.4	77.6	425.7	309.9	62.4	3.3	65.5	1,791.5	2,021.0	1,872.8	242.9	266.7	257.8
Del Monte Fresh Produce (Chile) S.A.		188.8	564.7	206.4		118.4			1,078.3			105.5		
Río Blanco Ltda, Exportadora		356.3		167.3			73.7		597.3	837.3	640.4	74.6	105.0	81.6
El Torreón Export Ltda.			498.2						498.2	535.8	568.5	39.9	44.1	40.3
Scramble Ltda., Ases. e Inv.		227.0		40.5		61.6		0.8	345.3			36.7		
Agrícola Lvon Ltda		332.6							332.6	134.4		33.3	13.4	
Atacama Ltda. Frutícola v Export.				83.5					83.5	261.7	74.8	11.4	31.9	9.1
TOTAL TONS	2008-09	2,149.5	1,734.1	1,140.5	923.4	309.9	242.4	77.0	66.3	6,667.8				
TOTAL TONS	2007-08	2,341.4	1,828.2	604.4	1,127.2	358.3	87.4	123.9	62.2	6,539.8				
TOTAL TONS	2006-07	1,128.2	1,539.8	532.5	838.8	363.8	43.9	58.1	63.9		4,588.9			
TOTAL TH.CASES	2008-09	136.6	175.3	89.5	152.2	56.6	22.7	19.9	13.1			668.5		
TOTAL TH.CASES	2007-08	137.1	183.8	47.5	163.0	69.5	4.9	30.1	12.4				649.9	
TOTAL TH.CASES	2006-07	69.9	154.8	30.9	128.6	71.5	2.4	12.8	12.6					486.2

### Main Varieties Detail

Season 2008/2009 (Tons)

EXPORTER	KIWIS	ORANGE	GRAPE	APPLE	APPLE	ORANGE	APPLE	GRAPE	PLUM	PEAR	ORANGE	ORANGE	CHERRY	PEAR
	HAYWARD	LANE LATE	R. GLOBE	RICH. D.	GRANNIES	NAVELS	RY. GALA	SUGRAONE	ANGELINO	PACKHAMS	AT. NAVEL	PAR. WASH	BING	COSCIA
Propal S.A., Exportadora		1,558.0									93.5	88.4		
Aqua Santa, Exportadora (Greentree)	629.4		212.3		77.6	217.8		123.5	121.6	17.3			3.3	
Del Monte Fresh Produce (Chile) S.A.	188.8		206.4	381.9	80.0		42.8			54.0				37.4
Río Blanco Ltda, Exportadora	356.3		167.3										73.7	
El Torreón Export Ltda.				235.6	135.8		126.8							
Scramble Ltda., Ases. e Inv.	227.0		38.8							33.0				28.6
Agrícola Lvon Ltda	332.6													
Atacama Ltda. Frutícola v Export.			83.5											





www.edeka.de

Geschäftsbereich Fruchtkontor Nord  
Grossmarkt, 20097 Hamburg  
Germany

Edeka Fruchtkontor GmbH

Phone: 49 (40) 30209210  
Fax: 49 (40) 30209226  
e-mail: andreas.hertel@edeka.de  
Contact: annette.schroeder@edeka.de

### Main Species Detail

Season 2008/2009 (Tons)

EXPORTER	APPLE	GRAPE	PEAR	KIWIS	WALNUT	NECTARIN	CHERRY	PEACH	TOTAL TONS			TOTAL TH.CASES		
									2008-09	2007-08	2006-07	2008-09	2007-08	2006-07
David del Curto S.A.	2,528.1	630.4					5.1		3,163.6	2,571.1	1,419.4	244.1	266.3	146.2
San Fernando S.A., Frutera (Frusan)	1,538.7	140.8	397.6	128.8			45.0		2,250.9	753.0	561.8	251.1	80.3	56.9
Río Blanco Ltda, Exportadora		395.1							395.1	175.0		71.5	34.9	
Aconcaqua Ltda, Exp. (Aconex)		372.3							372.3	271.7		53.9	45.5	
Gestión de Export. Frut. S.A.(Gesex)		44.7				64.9		45.8	184.0			37.8		
Geofrut S.A.				128.1					128.1	150.6		23.5	19.4	
Valbifrut S.A					80.0				80.0			8.0		
TOTAL TONS	2008-09	4,066.8	1,583.3	397.6	256.9	80.0	64.9	50.1	45.8	6,574.1				
TOTAL TONS	2007-08	2,168.2	1,250.3	286.8	192.5			26.2			3,923.9			
TOTAL TONS	2006-07	1,647.0	430.3	118.4	66.9			11.0				2,274.4		
TOTAL TH.CASES	2008-09	227.7	305.1	49.3	60.9	8.0	13.0	11.0	9.2			689.9		
TOTAL TH.CASES	2007-08	120.3	258.9	33.8	27.3			6.5					446.8	
TOTAL TH.CASES	2006-07	106.5	95.6	15.6	11.1			3.8						233.1

### Main Varieties Detail

Season 2008/2009 (Tons)

EXPORTER	APPLE	GRAPE	APPLE	APPLE	APPLE	GRAPE	KIWIS	PEAR	APPLE	APPLE	PEAR	WALNUT	GRAPE	PEAR
	RY. GALA	THOMPSON	BRAEBURN	GRANNIES	C. PINK	SUGRAONE	HAYWARD	ABATE FT.	JONAGOLD	RICH. D.	PACHAMMS	NOT DEF	CRIMSON	NOT DEF
David del Curto S.A.	1,503.2	457.7	164.1	409.3	290.9	92.5				134.5				36.0
San Fernando S.A., Frutera (Frusan)	408.6	84.5	630.4	198.6	90.1	56.3	128.8	214.9	210.9		132.6			50.1
Río Blanco Ltda, Exportadora			313.3			51.2								30.7
Aconcaqua Ltda, Exo. (Aconex)			253.3			76.9								
Gestión de Export. Frut. S.A.(Gesex)			30.6			14.1								
Geofrut S.A.							128.1							
Valbifrut S.A												80.0		



www.frupo.de

Lange Strasse 16  
D-21614 Buxtehude  
Germany

Global Fruit Point GmbH

Phone: 49 (4161) 74888 -11  
Fax: 49 (4161) 7488855  
e-mail: sven.heinsohn@frupo.de  
Contact: Sven Heinsohn

### Main Species Detail

Season 2008/2009 (Tons)

EXPORTER	GRAPE	APPLE	PLUM	NECTARIN	PEAR	KIWIS	PEACH	PLUMCOT	TOTAL TONS			TOTAL TH.CASES		
									2008-09	2007-08	2006-07	2008-09	2007-08	2006-07
Greenvic Comercial S.A.	140.1	915.3	278.6	138.9			32.8		1,505.7	1,204.6	722.7	172.8	140.2	65.8
Wiesner S.A., Patricio	270.7	559.9							830.6	287.0	969.1	90.9	43.3	85.1
Queulat Export S.A.	647.9		170.8						818.7	577.2		167.5	100.1	
Southern Fruit, Exportadora	97.6	168.5	442.6	91.4			5.4		805.5	913.1		136.6	160.0	
Miemis Ltda, Comercial	525.5								525.5	304.6	79.4	116.8	67.7	17.5
Nutrafut S.A.	413.9								413.9	369.7		82.2	71.6	
Fenix S.A		383.4							383.4	284.1	299.8	21.1	15.6	16.4
Hacienda Chorombo S.A.	303.3								303.3	390.3	269.1	65.9	78.6	54.3
Others	537.4	40.1			85.3	62.8			725.6	989.7	452.1	137.1	149.3	53.4
TOTAL TONS	2008-09	2,936.3	2,067.1	891.9	230.4	85.3	62.8	38.2	6,312.1					
TOTAL TONS	2007-08	2,799.8	1,566.3	577.6	210.5	113.4	51.0	1.6		5,320.2				
TOTAL TONS	2006-07	719.6	1,679.2	107.8	61.4	113.7	96.0	2.3	12.2		2,792.3			
TOTAL TH.CASES	2008-09	621.3	124.0	178.4	40.7	13.1	6.3	7.2				991.0		
TOTAL TH.CASES	2007-08	564.2	90.9	115.5	37.4	7.8	10.2		0.3				826.3	
TOTAL TH.CASES	2006-07	142.2	97.7	20.8	10.9	8.4	9.6	0.4	2.4					292.4

### Main Varieties Detail

Season 2008/2009 (Tons)

EXPORTER	GRAPE	GRAPE	APPLE	APPLE	PLUM	APPLE	APPLE	GRAPE	APPLE	PLUM	GRAPE	GRAPE	PLUM	
	THOMPSON	CRIMSON	RY. GALA	GRANNIES	ANGELENO	PINK L.	BRAEBURN	SUGRAONE	C. PINK	B. AMBAR	FRUAR	R. GLOBE	FLAME SOL	FORTUNE
Greenvic Comercial S.A.	74.1	23.4	233.7	240.4	72.3	166.9	151.2		121.4	38.4	37.4			45.3
Wiesner S.A., Patricio	245.5		367.8	113.1			78.9					25.2		
Queulat Export S.A.	363.1	128.0			57.8			112.2			68.0		36.9	
Southern Fruit, Exportadora	63.3	3.8		42.8	120.1	74.8		21.9	51.0	120.1	42.8	8.6		44.9
Miemis Ltda, Comercial	76.2	321.1										37.9	46.7	
Nutrafut S.A.	200.9	170.9						14.0				17.8	9.9	
Fenix S.A			88.8	261.6					32.6					
Others	1,371.2	842.3	496.6	417.5	177.8	74.8	78.9	217.7	83.6	120.1	110.8	135.5	93.5	44.9







### Main Species Detail

Season 2008/2009 (Tons)

EXPORTER	PEAR	KIWIS	GRAPE	NECTARIN	PLUM	APPLE	CHERRY	TOTAL TONS			TOTAL TH.CASES		
								2008-09	2007-08	2006-07	2008-09	2007-08	2006-07
Unifrutti Traders Ltda.	3.484.1			36.0	35.5			3.555.6	2.550.0	1.582.8	528.5	354.1	178.4
Río Blanco Ltda. Exportadora		1.483.5	369.4					1.852.9	1.604.4	1.599.6	230.6	160.4	160.0
<b>TOTAL TONS</b>	2008-09	3.484.1	1.483.5	369.4	36.0	35.5		5.408.5					
<b>TOTAL TONS</b>	2007-08	2.412.4	1.604.4	14.4	54.0	34.2	35.0		4.154.4				
<b>TOTAL TONS</b>	2006-07	1.356.6	1.796.4	12.8	36.0	33.4	19.2			3.254.4			
<b>TOTAL TH.CASES</b>	2008-09	515.4	155.3	75.3	6.0	7.1					759.1		
<b>TOTAL TH.CASES</b>	2007-08	330.3	160.4	2.9	9.0	6.8	5.0					514.5	
<b>TOTAL TH.CASES</b>	2006-07	146.8	186.8	2.6	6.0	6.7	3.8						352.7

### Main Varieties Detail

Season 2008/2009 (Tons)

EXPORTER	PEAR	KIWIS	GRAPE	PEAR	GRAPE	GRAPE	NECTARIN	PEAR	GRAPE	PLUM	GRAPE	GRAPE	GRAPE	
	ABATE FT.	HAYWARD	THOMPSON	COSCIA	CRIMSON	SUGRAONE	VENUS	PACKHAMS	FLAME SDL	ANGELEND	LARRY ANN	Q. ROSE	AUT. RY.	PERLON
Unifrutti Traders Ltda.	3.248.1			201.9			36.0	34.1		18.5	17.0			
Río Blanco Ltda. Exportadora		1.483.5	203.7		53.5	52.3			28.8			11.5	11.3	7.5



### Main Species Detail

Season 2008/2009 (Tons)

EXPORTER	APPLE	ORANGE	GRAPE	KIWIS	PEAR	CHERRY	GRAPFR.	TOTAL TONS			TOTAL TH.CASES		
								2008-09	2007-08	2006-07	2008-09	2007-08	2006-07
San Clemente S.A., Exp.	929.2		486.8			1.5		1.417.4			131.3		
David del Curto S.A.	860.5		459.4	60.0	18.7			1.398.7	954.7	976.2	126.8	108.9	100.1
Copefrut S.A.	894.1			270.3				1.164.4	598.6	511.3	98.8	74.1	52.4
San Fco. Lo Garces. Soc. Ltda.		153.6		322.2				475.8	386.7		51.4	34.4	
Pacific S.A., Exportadora		475.6						475.6	1.047.4	2.201.9	48.7	94.5	192.3
Propal S.A., Exportadora		455.1						455.1	269.1	238.3	39.9	16.9	14.3
Lafrut Export. Agropec. Ltda.				18.0				18.0			1.8		
<b>TOTAL TONS</b>	2008-09	2.683.8	1.084.2	946.2	670.5	18.7	1.5	5.405.0					
<b>TOTAL TONS</b>	2007-08	1.570.9	444.6	870.7	1.258.6	19.2	1.3		4.165.3				
<b>TOTAL TONS</b>	2006-07	2.017.7	686.9	963.8	1.445.1	59.3	272.9			5.445.7			
<b>TOTAL TH.CASES</b>	2008-09	211.2	107.7	115.4	62.8	1.2	0.3				498.7		
<b>TOTAL TH.CASES</b>	2007-08	170.3	28.6	108.9	117.2	1.3	0.3					426.5	
<b>TOTAL TH.CASES</b>	2006-07	186.4	44.2	121.4	139.3	4.0	18.4						513.6

### Main Varieties Detail

Season 2008/2009 (Tons)

EXPORTER	APPLE	ORANGE	GRAPE	KIWIS	APPLE	APPLE	APPLE	APPLE	KIWIS	GRAPE	ORANGE	PEAR	GRAPE
	RY. GALA	LANE LATE	R. GLOBE	HAYWARD	PINK L.	GRANNIES	RICH. D.	NOT DEF	NOT DEF	THOMPSON	SP. NAVEL	PAR. WASH	PACKHAMS
San Clemente S.A., Exp.	483.4		468.1		238.6	123.3	83.9						18.7
David del Curto S.A.	614.2		381.5	60.0	55.1	130.3	60.9			64.6			18.7
Copefrut S.A.	303.1			191.6	176.2	185.2	82.6	147.0	78.7				
San Fco. Lo Garces. Soc. Ltda.		91.9		322.2							59.1		
Pacific S.A., Exportadora		463.8											
Propal S.A., Exportadora		426.0									0.8	27.6	
Lafrut Export. Agropec. Ltda.				18.0									





## Main Species Detail

Season 2008/2009 (Tons)

EXPORTER	GRAPE	KIWIS	CLEMINT	APPLE	PEAR	PLUM	TOTAL TONS			TOTAL TH.CASES		
							2008-09	2007-08	2006-07	2008-09	2007-08	2006-07
Subsole S.A., Exportadora	1,390.9	488.0	269.3				2,148.2	2,111.9	784.0	240.9	244.6	93.6
Compañía Frutera del Norte S.A (CFN)	859.3						859.3	654.2	430.8	104.8	79.5	52.5
Dole Chile S.A.	650.4						650.4	1,312.4	526.5	79.3	144.3	63.8
Rucarav S.A., Exportadora v Servicios	522.9	48.0		20.8			591.7	97.4		72.7	11.9	
San Fernando S.A., Frutera (Frusan)	177.1			40.9	46.1		264.1	1,009.2	883.5	26.4	113.6	95.8
Scramble Ltda., Ases. e Inv.	251.1						251.1			30.6		
Greenvic Comercial S.A.	230.1						230.1	70.2	307.8	28.1	8.6	31.8
Quintav S.A., Exportadora	127.9						127.9	33.8		15.6	4.1	
<b>TOTAL TONS</b>	2008-09	4,209.7	536.0	269.3	61.7	46.1	5,122.8					
<b>TOTAL TONS</b>	2007-08	4,498.0	367.6	224.0	232.7	215.6		5,537.9				
<b>TOTAL TONS</b>	2006-07	3,125.7		153.4	178.6	120.0	17.7		3,595.4			
<b>TOTAL TH.CASES</b>	2008-09	515.6	53.6	23.3	3.4	2.6				598.4		
<b>TOTAL TH.CASES</b>	2007-08	548.3	36.8	22.4	12.9	13.8					634.1	
<b>TOTAL TH.CASES</b>	2006-07	380.5		14.0	9.9	8.0	3.5					415.9


## Main Varieties Detail

Season 2008/2009 (Tons)

EXPORTER	GRAPE	KIWIS	GRAPE	GRAPE	CLEMINT	APPLE	PEAR	GRAPE
	R. GLOBE	HAYWARD	THOMPSON	CRIMSON	CLEMENUL	GRANNIES	PACKHAMS	SUGRAONE
Subsole S.A., Exportadora	774.4	488.0	349.4	257.8	269.3			9.3
Compañía Frutera del Norte S.A (CFN)	735.6		68.9	54.8				
Dole Chile S.A.	631.7		18.7					
Rucarav S.A., Exportadora v Servicios	522.9	48.0				20.8		
San Fernando S.A., Frutera (Frusan)	177.1					40.9	46.1	
Scramble Ltda., Ases. e Inv.	251.1							
Greenvic Comercial S.A.	230.1							
Quintav S.A., Exportadora	127.9							

## Ooo Star Fruit

Russia



## Main Species Detail

Season 2008/2009 (Tons)

EXPORTER	APPLE	GRAPE	KIWIS	PEAR	PLUM	NECTARIN	TOTAL TONS		TOTAL TH.CASES	
							2008-09	2007-08	2008-09	2007-08
Verfrut S.A., Sociedad Exportadora	949.9	1,203.5	91.5	89.9	8.0	5.0	2,347.8	602.8	212.4	72.1
Catania Chile S.A.	908.6	56.7	895.7				1,861.0	764.7	152.0	74.1
South Fruits Chile S.A.	260.6	158.3		20.7			439.6		34.2	
Aguas Blancas Ltda. Frutera		89.0					89.0		10.8	
Desarrollo Agrario S.A.		77.0					77.0		9.4	
San Fernando S.A., Frutera (Frusan)	17.9	16.7					34.6		3.0	
Arcotrading Ltda		32.3					32.3		3.9	
Comexport Ltda.				20.7			20.7		1.2	
Others	18.4	44.9					63.3	483.1	6.5	43.5
<b>TOTAL TONS</b>	2008-09	2,155.4	1,678.2	987.3	131.3	8.0	5.0	4,965.2		
<b>TOTAL TONS</b>	2007-08	370.1	865.0	596.8		18.7		1,850.6		
<b>TOTAL TH.CASES</b>	2008-09	117.0	202.3	105.0	7.3	1.1	0.6		433.4	
<b>TOTAL TH.CASES</b>	2007-08	20.9	107.0	59.7		2.1				189.7

## Main Varieties Detail

Season 2008/2009 (Tons)

EXPORTER	APPLE	KIWIS	GRAPE	GRAPE	APPLE	APPLE	GRAPE	GRAPE	PEAR	PEAR	PEAR	PEAR	GRAPE	GRAPE
	GRANNIES	HAYWARD	R. GLOBE	THOMPSON	RED CHIEF	RICH. D.	FLAME SOL	CRIMSON	D'ANJOU	PACKHAMS	RED SEVS.	BARTL. V.	AUT. RY.	T. SOL
Verfrut S.A., Sociedad Exportadora	127.5	91.5	512.1	453.3	643.9	178.5	90.5	108.1	64.5	25.3			19.7	19.7
Catania Chile S.A.	737.8	895.7		25.2	157.1									
South Fruits Chile S.A.	174.9		33.9	53.5	80.3	70.8					20.7			
Aguas Blancas Ltda. Frutera			18.7	70.3										
Desarrollo Agrario S.A.			36.8					40.1						
San Fernando S.A., Frutera (Frusan)	17.9		16.7											
Arcotrading Ltda				32.3										
Others	930.6	895.7	141.6	190.7		237.4	70.8	40.1			20.7	20.7		





**www.nufri.com**  
Carretera Palau Km. 1  
25230 Mollerussa, Lleida  
Spain

**Nufri Sat**  
Phone: 34 (973) 600229  
Fax: 34 (973) 600837  
e-mail: info@nufri.com  
Contact: Jacky Feniello

### Main Species Detail

Season 2008/2009 (Tons)

EXPORTER	APPLE	GRAPE	PEAR	KIWIS	CHERRY	NECTARIN	PLUM	ORANGE	TOTAL TONS			TOTAL TH.CASES		
									2008-09	2007-08	2006-07	2008-09	2007-08	2006-07
Lafrut Export. Agropec. Ltda.	552.8	1,058.4	312.0	312.0			85.4		2,320.5	2,369.4	1,852.4	227.9	256.8	207.7
Unifrutti Traders Ltda.	708.4		409.6		134.4	99.4			1,351.7	2,061.6	1,677.9	148.4	226.7	174.3
Atlas S.A., Exportadora	248.3	34.5	96.2	44.8					423.8	481.3	46.2	32.5	38.9	5.6
Copefrut S.A.	172.0			156.0	18.4				346.4	1,133.7	1,613.8	38.4	85.9	117.4
Dosal Hnos. v Cia. Ltda.	118.1								118.1	482.5	83.9	7.9	27.9	4.7
Golden Fruits Ltda. Exportadora	115.5								115.5			6.3		
Santa Cruz S.A., Exportadora								72.0	72.0			4.8		
Valle del Maino Chilean Fruit S.A.			65.8						65.8	105.0	37.9	7.0	12.6	4.2
<b>TOTAL TONS</b>	<b>2008-09</b>	<b>1,915.1</b>	<b>1,092.9</b>	<b>883.6</b>	<b>512.8</b>	<b>152.8</b>	<b>99.4</b>	<b>85.4</b>	<b>72.0</b>	<b>4,813.8</b>				
<b>TOTAL TONS</b>	<b>2007-08</b>	<b>4,217.2</b>	<b>1,492.5</b>	<b>1,628.0</b>	<b>794.0</b>	<b>240.0</b>	<b>103.8</b>	<b>371.3</b>			<b>8,846.8</b>			
<b>TOTAL TONS</b>	<b>2006-07</b>	<b>3,474.9</b>	<b>1,170.8</b>	<b>1,014.9</b>	<b>692.8</b>	<b>109.1</b>	<b>148.2</b>	<b>184.0</b>				<b>6,806.2</b>		
<b>TOTAL TH.CASES</b>	<b>2008-09</b>	<b>130.7</b>	<b>133.8</b>	<b>88.4</b>	<b>51.3</b>	<b>30.6</b>	<b>16.6</b>	<b>17.1</b>	<b>4.8</b>			<b>473.1</b>		
<b>TOTAL TH.CASES</b>	<b>2007-08</b>	<b>268.5</b>	<b>187.0</b>	<b>133.6</b>	<b>79.3</b>	<b>49.9</b>	<b>17.3</b>	<b>74.3</b>					<b>809.8</b>	
<b>TOTAL TH.CASES</b>	<b>2006-07</b>	<b>205.7</b>	<b>147.9</b>	<b>107.5</b>	<b>69.3</b>	<b>22.1</b>	<b>24.4</b>	<b>36.8</b>						<b>615.4</b>

### Main Varieties Detail

Season 2008/2009 (Tons)

EXPORTER	GRAPE	APPLE	PEAR	PEAR	APPLE	KIWIS	APPLE	KIWIS	PLUM	APPLE	CHERRY	ORANGE	NECTARIN	APPLE
	R. GLOBE	RY. GALA	COSCIA	PACKHAMS	RED CHIEF	HAYWARD	GRANNIES	NOT DEF	ANGELENO	NOT DEF	BING 44	NAVELS	VENUS	RICH. D.
Lafrut Export. Agropec. Ltda.	1,058.4	49.9		312.0	316.5	312.0	132.0		85.4	49.9				
Unifrutti Traders Ltda.		708.4	409.6								79.7		65.4	
Atlas S.A., Exportadora	34.5	172.8		96.2		44.8	61.4							14.1
Copefrut S.A.					86.0		51.6	156.0		34.4				
Dosal Hnos. v Cia. Ltda.		77.1					27.7							13.2
Golden Fruits Ltda. Exportadora		51.3					34.7							29.6
Santa Cruz S.A., Exportadora												72.0		
Valle del Maino Chilean Fruit S.A.			65.8											



**www.dole.de**  
Stadtdeich 7D  
Postfach 100 366 20002 Hamburg  
Germany

**Dole Deutschland GmbH**  
Phone: 49 (40) 329060  
Fax: 49 (40) 32906269  
e-mail: communication@eu.dole.com  
Contact: Sven Matthies

### Main Species Detail

Season 2008/2009 (Tons)

EXPORTER	APPLE	PEAR	KIWIS	GRAPE	PLUM	TONS		TH.CAS	
						2008-09	2008-09	2008-09	2008-09
Dole Chile S.A.	2,460.4	1,473.4	358.4	390.5	32.0	4,714.8	367.3		
Rucarav S.A., Exportadora v Servicios			68.2			68.2	6.8		
<b>TOTAL TONS</b>	<b>2008-09</b>	<b>2,460.4</b>	<b>1,473.4</b>	<b>426.6</b>	<b>390.5</b>	<b>32.0</b>	<b>4,782.9</b>		
<b>TOTAL TH.CASES</b>	<b>2008-09</b>	<b>141.7</b>	<b>97.4</b>	<b>42.7</b>	<b>86.0</b>	<b>6.4</b>		<b>374.2</b>	

### Main Varieties Detail

Season 2008/2009 (Tons)

EXPORTER	APPLE	PEAR	KIWIS	GRAPE	APPLE	APPLE	APPLE	APPLE	PEAR	GRAPE	PLUM	GRAPE	GRAPE	GRAPE
	GRANNIES	PACKHAMS	HAYWARD	THOMPSON	PINK L.	BRAEBURN	RY. GALA	C. PINK	BOSC	SUGRAONE	LARRY ANN	CRIMSON	R. GLOBE	PRN. SEED.
Dole Chile S.A.	1,748.9	1,408.6	358.4	299.9	258.8	219.1	156.9	76.8	64.8	26.6	26.4	18.8	14.4	14.0
Rucarav S.A., Exportadora v Servicios			68.2											



## Cobana Fruchtring GmbH & Co

Phone: 49 (0) 40 30305 0  
 Fax: 49 (0) 4030305-197  
 e-mail: bo@cobana-fruchtring.de  
 Contact: Jürgen Boruszewski

[www.cobana-fruchtring.de](http://www.cobana-fruchtring.de)

Neue Burg 2  
 20457 Hamburg  
 Germany



### Main Species Detail

Season 2008/2009 (Tons)

EXPORTER	APPLE	PEAR	GRAPE	KIWIS	PLUM	CHERRY	NECTARIN	TOTAL TONS			TOTAL TH.CASES		
								2008-09	2007-08	2006-07	2008-09	2007-08	2006-07
Dole Chile S.A.	529.8	906.7	643.5		19.2			2,099.3	3,339.7	2,745.7	228.1	329.3	280.0
APF Export S.A.	736.8							736.8	256.8		44.2	14.1	
Prize Ltda., Exportadora		246.4		423.8				670.1	190.2	140.9	80.2	28.8	17.3
San Clemente S.A., Exp.	258.5	112.0						370.5			28.2		
Copefrut S.A.	206.5							206.5	254.8	114.7	12.1	16.4	7.6
San Clemente Ltda, Agrícola	202.5							202.5	947.6	638.0	15.6	66.3	46.9
Frío Tocornal Ltda. (Aoro. Tocornal)			165.8					165.8	90.8		25.2	10.3	
Río Blanco Ltda. Exportadora			141.5	20.8				162.3	352.9	262.8	33.3	78.4	45.7
Others		103.2	30.5				1.3	135.0	429.6	1,213.3	20.4	64.8	142.9
<b>TOTAL TONS</b>	<b>2008-09</b>	<b>1,934.2</b>	<b>1,368.2</b>	<b>981.4</b>	<b>444.6</b>	<b>19.2</b>	<b>1.3</b>	<b>4,748.9</b>					
<b>TOTAL TONS</b>	<b>2007-08</b>	<b>3,021.3</b>	<b>1,091.1</b>	<b>1,430.3</b>	<b>136.4</b>	<b>148.8</b>			<b>5,862.6</b>				
<b>TOTAL TONS</b>	<b>2006-07</b>	<b>2,636.6</b>	<b>798.5</b>	<b>1,245.6</b>	<b>184.8</b>	<b>181.3</b>		<b>68.6</b>		<b>5,115.3</b>			
<b>TOTAL TH.CASES</b>	<b>2008-09</b>	<b>121.3</b>	<b>123.5</b>	<b>194.4</b>	<b>44.5</b>	<b>3.2</b>	<b>0.3</b>				<b>487.2</b>		
<b>TOTAL TH.CASES</b>	<b>2007-08</b>	<b>182.8</b>	<b>95.9</b>	<b>287.6</b>	<b>13.6</b>	<b>22.2</b>		<b>6.3</b>				<b>608.4</b>	
<b>TOTAL TH.CASES</b>	<b>2006-07</b>	<b>162.4</b>	<b>69.7</b>	<b>250.9</b>	<b>18.5</b>	<b>26.7</b>		<b>12.5</b>					<b>540.5</b>

### Main Varieties Detail

Season 2008/2009 (Tons)

EXPORTER	PEAR	APPLE	GRAPE	KIWIS	APPLE	APPLE	APPLE	GRAPE	PEAR	PEAR	APPLE	GRAPE	GRAPE	GRAPE
	PACKHAMS	PINK L.	THOMPSON	HAYWARD	GRANNIES	RY. GALA	BRAEBURN	SUGRAONE	FORELLE	ABATE FT.	C. PINK	PRN. SEED.	R. GLOBE	CRIMSON
Dole Chile S.A.	874.3	205.8	421.3		166.9	138.4	18.8	118.2		32.4		60.2	30.3	13.5
APF Export S.A.		668.2				88.6								
Prize Ltda., Exportadora	32.2			423.8					214.2					
San Clemente S.A., Exp.					127.8		130.7		44.8	67.2				
Copefrut S.A.					79.5	127.0								
San Clemente Ltda, Agrícola							131.3				71.2			
Frío Tocornal Ltda. (Aoro. Tocornal)			82.3					83.6						
Others	32.2	668.2	183.1	444.6	207.3	195.6	261.9	145.8	259.0	170.4	71.2			9.0

## Griffin & Brand Ltd.

Phone: 44 (1233) 645941  
 Fax: 44 (1233) 639340  
 e-mail: maelliott@griffin-brand.co.uk  
 Contact: Mark Elliott

[www.griffin-brand.co.uk](http://www.griffin-brand.co.uk)

Trophy House, Leacon Road  
 Ashford, Kent TN23 4TU  
 United Kingdom



### Main Species Detail

Season 2008/2009 (Tons)

EXPORTER	GRAPE	PLUMCOT	PLUM	PEACH	NECTARIN	TOTAL TONS			TOTAL TH.CASES		
						2008-09	2007-08	2006-07	2008-09	2007-08	2006-07
Subsole S.A., Exportadora	2,655.0					2,655.0	2,869.7	1,818.4	317.1	354.0	215.1
Gestión de Export. Frut. S.A.(Gesex)	939.6					939.6	1,078.2	1,065.7	106.7	119.8	118.4
Fresh Land Chile S.A.	621.0					621.0	610.4	541.8	68.6	68.7	62.0
GB Export S.A.	261.7					261.7	266.5		48.4	20.4	
Sicor S.A., Agrícola	98.8					98.8			12.6		
Tío Plaza Ltda., Agrícola	31.5					31.5	91.1	136.1	3.9	11.7	16.7
Quilaco S.A., Agroindustrias	28.4					28.4	47.9		3.2	5.3	
La Cantera, Agrícola	15.3					15.3			1.7		
<b>TOTAL TONS</b>	<b>2008-09</b>	<b>4,651.2</b>				<b>4,651.2</b>					
<b>TOTAL TONS</b>	<b>2007-08</b>	<b>5,036.1</b>	<b>6.3</b>				<b>5,042.4</b>				
<b>TOTAL TONS</b>	<b>2006-07</b>	<b>3,643.5</b>		<b>278.1</b>	<b>9.1</b>	<b>5.8</b>		<b>3,936.6</b>			
<b>TOTAL TH.CASES</b>	<b>2008-09</b>	<b>562.1</b>							<b>562.1</b>		
<b>TOTAL TH.CASES</b>	<b>2007-08</b>	<b>587.9</b>	<b>0.7</b>						<b>588.6</b>		
<b>TOTAL TH.CASES</b>	<b>2006-07</b>	<b>422.8</b>		<b>27.8</b>	<b>1.1</b>	<b>0.7</b>					<b>452.5</b>

### Main Varieties Detail

Season 2008/2009 (Tons)

EXPORTER	GRAPE	GRAPE	GRAPE	GRAPE	GRAPE	GRAPE	GRAPE
	CRIMSON	THOMPSON	SUGRAONE	FLAME SGL	AUT. RY.	NOT DEF	BTY. SGL
Subsole S.A., Exportadora	868.7	1,142.8	342.7	146.2	80.1	73.8	0.7
Gestión de Export. Frut. S.A.(Gesex)	514.6	363.9		45.9	15.3		
Fresh Land Chile S.A.	346.9	145.2	112.1	16.8			
GB Export S.A.	116.3	63.5	51.4	30.5			
Sicor S.A., Agrícola	11.8	41.1		45.9			
Tío Plaza Ltda., Agrícola	6.1	17.3	8.1				
Quilaco S.A., Agroindustrias		28.4					
La Cantera, Agrícola					15.3		







[www.vevicifruit.com](http://www.vevicifruit.com)

Blokw eg 5b  
4761 RA Zevenbergen  
The Netherlands

Vevici Fruit B.V.

Phone: 31 (168) 331940  
Fax: 31 (168) 331950  
e-mail: [sales@vevicifruit.com](mailto:sales@vevicifruit.com)

## Main Species Detail

Season 2008/2009 (Tons)

EXPORTER	PEAR	GRAPE	APPLE	PGRANAT.	NECTARIN	KIWIS	CHERRY	PLUM	TOTAL TONS		TOTAL TH.CASES	
									2008-09	2008-09	2008-09	2008-09
Unifrutti Traders Ltda.	1.520.4	1.102.2	3.8	320.0	212.4		76.8	46.9	3.282.5	527.0		
Maona Tradino S.A., Exoortadora	455.5	66.2	481.6					29.5	1.032.9	82.9		
Rucarav S.A., Exoortadora v Servicios		8.6				146.1	2.1		156.8	16.9		
La Jolla Ltda., Exoortadora									49.2	2.9		
<b>TOTAL TONS</b>	<b>2008-09</b>	<b>1,975.9</b>	<b>1,177.1</b>	<b>485.3</b>	<b>320.0</b>	<b>212.4</b>	<b>146.1</b>	<b>78.9</b>	<b>76.5</b>	<b>4,521.4</b>		
<b>TOTAL TH.CASES</b>	<b>2008-09</b>	<b>193.3</b>	<b>246.8</b>	<b>28.1</b>	<b>79.0</b>	<b>35.4</b>	<b>14.6</b>	<b>15.8</b>	<b>13.9</b>	<b>629.8</b>		

## Main Varieties Detail

Season 2008/2009 (Tons)

EXPORTER	PEAR	GRAPE	PEAR	PGRANAT.	PEAR	APPLE	GRAPE	GRAPE	NECTARIN	KIWIS	APPLE	APPLE	CHERRY	PEAR
	ABATE FT.	THOMPSON	FORELLE	WONDERF.	PACKHAMS	R.K.O	CRIMSON	SUGRAONE	VENUS	HAYWARD	RY. GALA	GRANNIES	BING 44	NOT DEF
Unifrutti Traders Ltda.	1,081.9	702.6	336.9	305.1	47.0		181.1	173.7	170.3				54.9	54.6
Maona Tradino S.A., Exoortadora	102.9		127.8		224.8	256.8	13.2	13.2			140.9	83.8		
Rucarav S.A., Exoortadora v Servicios										146.1				
La Jolla Ltda., Exoortadora														



[www.chiquita.com](http://www.chiquita.com)

Rijnkaai 37  
2000 Antwerpen  
Belgium

Chiquita Fresh BVBA

Phone: 32 (3) 2039305  
Fax: 32 (32) 039311  
e-mail: [szanders@chiquita.com](mailto:szanders@chiquita.com)  
Contact: Stefan Zanders

## Main Species Detail

Season 2008/2009 (Tons)

EXPORTER	GRAPE	KIWIS	APPLE	PLUM	NECTARIN	PEAR	TOTAL TONS			TOTAL TH.CASES		
							2008-09	2007-08	2006-07	2008-09	2007-08	2006-07
Scramble Ltda., Ases. e Inv.	2.962.5	146.6	65.4				3.174.4			643.6		
Aaroneocios Valles del Norte Ltda	221.5						221.5			36.4		
Brown Ltda, Agrícola	196.3						196.3	208.2	296.3	41.8	43.7	63.5
La Herradura Ltda., Soc. Agr.	186.8						186.8			37.8		
Bauza Export Ltda.	145.3						145.3		229.3	32.3		50.5
Aarexport Ltda.	133.2						133.2	119.8	85.9	26.5	23.0	16.7
Aaricola Plaza Vieja Ltda.	89.6						89.6	88.9		16.9	16.2	
Monte Alto Fruit S.A., Exp. Fruit S.A., E	75.1						75.1			16.7		
Others	119.8	67.2		18.7			205.7	2.042.5	2.684.9	36.1	420.4	504.0
<b>TOTAL TONS</b>	<b>2008-09</b>	<b>4.130.0</b>	<b>213.8</b>	<b>65.4</b>	<b>18.7</b>		<b>4,427.8</b>					
<b>TOTAL TONS</b>	<b>2007-08</b>	<b>2,206.7</b>	<b>22.4</b>		<b>46.9</b>	<b>183.4</b>		<b>2,459.4</b>				
<b>TOTAL TONS</b>	<b>2006-07</b>	<b>2,241.2</b>	<b>507.0</b>		<b>220.8</b>	<b>176.4</b>	<b>151.1</b>		<b>3,296.4</b>			
<b>TOTAL TH.CASES</b>	<b>2008-09</b>	<b>859.5</b>	<b>21.4</b>	<b>3.8</b>	<b>3.4</b>					<b>888.0</b>		
<b>TOTAL TH.CASES</b>	<b>2007-08</b>	<b>461.1</b>	<b>2.2</b>		<b>9.4</b>	<b>30.6</b>					<b>503.3</b>	
<b>TOTAL TH.CASES</b>	<b>2006-07</b>	<b>475.7</b>	<b>76.2</b>		<b>43.8</b>	<b>28.9</b>	<b>10.1</b>					<b>634.6</b>

## Main Varieties Detail

Season 2008/2009 (Tons)

EXPORTER	GRAPE	GRAPE	GRAPE	KIWIS	GRAPE	GRAPE	GRAPE	GRAPE	GRAPE	GRAPE	GRAPE	GRAPE	APPLE	APPLE
	THOMPSON	R. GLOBE	SUGRAONE	HAYWARD	PRINCESS	PRN. SEED.	CRIMSON	RED SGL	NOT DEF	RIBIER	FLAME SGL	MIN. BEAUT	RED CHIEF	GRANNIES
Scramble Ltda., Ases. e Inv.	1,786.0	486.9	282.4	146.6	171.4		58.8	73.6	34.0	10.8	47.2		34.1	31.2
Aaroneocios Valles del Norte Ltda	82.1	122.4	9.9			0.7	3.9				0.5			
Brown Ltda, Agrícola	1.5		71.9			122.8								
La Herradura Ltda., Soc. Agr.	186.8									45.1				
Bauza Export Ltda.	100.2													
Aarexport Ltda.	129.8										3.4			
Aaricola Plaza Vieja Ltda.	33.7	15.3	33.4				7.2							
Others	620.7	178.7	117.6	67.2		123.5	15.9		24.9	45.1	3.9	35.2		



**Globus Group**  
 Phone: 7 (495) 980 5280  
 Fax: 7 (495) 980 5282  
 e-mail: globus@globusgroup.ru  
 Contact: Valya

**www.globusgroup.ru**  
 Stroenie 1, 7/6, Ulitsa Vozdvizhenka .  
 119019 Moscow  
 Russia



### Main Species Detail

Season 2008/2009 (Tons)

EXPORTER	APPLE	GRAPE	KIWIS	PEAR	PLUM	TOTAL TONS		TOTAL TH.CASES	
						2008-09	2007-08	2008-09	2007-08
Los Lirios S.A., Exportadora	862.4	391.5	222.6	75.7	34.8	1,587.0	569.4	125.4	43.0
Dole Chile S.A.	565.2	259.7	282.6	319.5		1,427.0	706.2	103.0	55.7
David del Curto S.A.	269.6			69.1		338.8		18.3	
San Fernando S.A., Frutera (Frusan)	180.6	31.5				212.1		13.5	
Greenvic Comercial S.A.		64.8	69.7	69.1		203.6	792.8	18.7	64.4
San Clemente S.A., Exp.	192.1					192.1		10.8	
Verfrut S.A., Sociedad Exportadora	96.7	56.6				153.2		12.2	
Unifrutti Traders Ltda.		19.2		49.8		69.0		7.3	
Others		45.4	20.8			66.2	265.8	7.6	26.3
<b>TOTAL TONS</b>	<b>2008-09</b>	<b>2,166.6</b>	<b>868.8</b>	<b>595.7</b>	<b>583.3</b>	<b>34.8</b>	<b>4,249.1</b>		
<b>TOTAL TONS</b>	<b>2007-08</b>	<b>1,178.6</b>	<b>608.3</b>	<b>445.8</b>	<b>101.6</b>		<b>2,334.3</b>		
<b>TOTAL TH.CASES</b>	<b>2008-09</b>	<b>118.6</b>	<b>106.1</b>	<b>59.6</b>	<b>28.7</b>	<b>3.9</b>		<b>316.8</b>	
<b>TOTAL TH.CASES</b>	<b>2007-08</b>	<b>64.9</b>	<b>74.1</b>	<b>44.6</b>	<b>5.9</b>				<b>189.4</b>

### Main Varieties Detail

Season 2008/2009 (Tons)

EXPORTER	APPLE	KIWIS	GRAPE	APPLE	GRAPE	PEAR	APPLE	PEAR	APPLE	GRAPE	APPLE	PEAR	PEAR	PEAR
	GRANNIES	HAYWARD	R. GLOBE	RICH. D.	THOMPSON	PACKHAMS	BRAEBURN	BOSC	R. STARK	CRIMSON	RY. GALA	R. BARTL.	RED SENS.	ABATE FT.
Los Lirios S.A., Exportadora	456.1	222.6	183.0	277.7	148.0	75.7	59.2			60.6	49.9			
Dole Chile S.A.	370.7	282.6	150.8	114.1	56.3	139.8		119.2	54.0	52.6	26.5	37.3		
David del Curto S.A.	127.7							35.3	90.4			23.0	46.1	
San Fernando S.A., Frutera (Frusan)	52.9		31.5	47.9			79.8							
Greenvic Comercial S.A.		69.7	49.1		15.7	34.6			34.6					
San Clemente S.A., Exp.	192.1													
Verfrut S.A., Sociedad Exportadora	96.7		25.9											
Others	840.0	373.0	271.4	162.0	103.3	174.3	115.1	153.7	144.4	52.6	26.5	60.3	46.1	39.2

### Dole Italia S.P.A.

Phone: 39 (02) 7773161  
 Fax: 39 (02) 799246  
 e-mail: Claudia\_Bernardinello@eu.dole.com  
 Contact: Claudia Bernardinello

**www.dole.it**  
 Piazza del Tricolore 1  
 C.P. 20129, Milano  
 Italy



### Main Species Detail

Season 2008/2009 (Tons)

EXPORTER	APPLE	KIWIS	GRAPE	PEAR	PLUM	CHERRY	PEACH	NECTARIN	TOTAL TONS			TOTAL TH.CASES					
									2008-09	2007-08	2006-07	2008-09	2007-08	2006-07			
Dole Chile S.A.	1,864.7	1,477.8	434.5	187.2	64.0	10.9	3.8	3.1				4,048.6	3,548.3	2,005.0	369.7	366.3	182.6
San Fco. Lo Garces. Soc. Ltda.		188.7										188.7			20.5		
Los Lirios S.A., Exportadora						0.6						0.6			0.1		
<b>TOTAL TONS</b>	<b>2008-09</b>	<b>1,864.7</b>	<b>1,666.6</b>	<b>434.5</b>	<b>187.2</b>	<b>64.0</b>	<b>11.5</b>	<b>3.8</b>	<b>3.1</b>			<b>4,237.9</b>					
<b>TOTAL TONS</b>	<b>2007-08</b>	<b>1,593.4</b>	<b>1,236.0</b>	<b>499.4</b>	<b>106.2</b>	<b>163.3</b>	<b>23.7</b>	<b>3.7</b>	<b>2.6</b>			<b>3,631.5</b>					
<b>TOTAL TONS</b>	<b>2006-07</b>	<b>1,147.2</b>	<b>816.0</b>	<b>115.2</b>	<b>18.0</b>	<b>66.2</b>	<b>15.1</b>	<b>2.0</b>	<b>2.0</b>				<b>2,183.8</b>				
<b>TOTAL TH.CASES</b>	<b>2008-09</b>	<b>107.3</b>	<b>153.3</b>	<b>86.5</b>	<b>23.4</b>	<b>12.8</b>	<b>4.5</b>	<b>1.0</b>	<b>0.8</b>					<b>390.4</b>			
<b>TOTAL TH.CASES</b>	<b>2007-08</b>	<b>102.0</b>	<b>123.6</b>	<b>94.1</b>	<b>18.3</b>	<b>30.6</b>	<b>4.7</b>	<b>0.9</b>	<b>0.6</b>						<b>375.9</b>		
<b>TOTAL TH.CASES</b>	<b>2006-07</b>	<b>73.7</b>	<b>81.6</b>	<b>25.6</b>	<b>3.0</b>	<b>13.3</b>	<b>3.1</b>	<b>0.5</b>	<b>0.5</b>								<b>201.9</b>

### Main Varieties Detail

Season 2008/2009 (Tons)

EXPORTER	KIWIS	APPLE	APPLE	APPLE	GRAPE	APPLE	GRAPE	PEAR	GRAPE	PEAR	PLUM	PEAR	PEAR	GRAPE
	HAYWARD	R. STARK	RICH. D.	GRANNIES	R. GLOBE	RY. GALA	THOMPSON	ABATE FT.	RIBIER	COSCIA	LARRY ANN	ANGELENO	NOT DEF	PRN. SEED.
Dole Chile S.A.	1,477.8	734.2	535.1	445.6	192.4	149.8	146.2	108.0	83.7	51.5	32.0	32.0	27.6	11.5
San Fco. Lo Garces. Soc. Ltda.	188.7													
Los Lirios S.A., Exportadora														



**www.m-f-l.com**  
Gustav- Stresemann- Weg 48  
DE-48155 Münster  
Germany

MFL Munster Fruit Logistics GmbH  
Phone: 49 25161810  
Fax: 49 2516181-130  
e-mail: info@m-f-l.com

## Main Species Detail

Season 2008/2009 (Tons)

EXPORTER	GRAPE	APPLE	PEAR	PLUM	NECTARIN	KIWIS	TONS		TH.CAS	
							2008-09	2008-09	2008-09	2008-09
Unifrutti Traders Ltda.	1,250.0	514.1	911.6	115.7					2,791.5	426.6
Rucarav S.A., Exportadora v Servicios	278.6	857.5	198.6	43.9	34.4	22.4	1,435.4	160.4		
<b>TOTAL TONS</b>	<b>2008-09</b>	<b>1,528.5</b>	<b>1,371.6</b>	<b>1,110.3</b>	<b>159.6</b>	<b>34.4</b>	<b>22.4</b>	<b>4,226.8</b>		
<b>TOTAL TH.CASES</b>	<b>2008-09</b>	<b>317.2</b>	<b>107.6</b>	<b>127.2</b>	<b>28.2</b>	<b>4.8</b>	<b>2.2</b>		<b>587.1</b>	

## Main Varieties Detail

Season 2008/2009 (Tons)

EXPORTER	PEAR	GRAPE	GRAPE	APPLE	APPLE	GRAPE	APPLE	APPLE	PEAR	PEAR	PLUM	PLUM	GRAPE	PLUM
	ABATE FT.	THOMPSON	CRIMSON	PINK L.	GRANNIES	SUGRAONE	C. PINK	RY. GALA	PACKHAMS	FORELLE	ANGELENO	FRIAR	PRINCESS	FORTUNE
Unifrutti Traders Ltda.	818.9	564.8	530.6	514.1		118.5			92.8			30.2	26.5	26.3
Rucarav S.A., Exportadora v Servicios	38.2	161.6		3.1	442.7	116.9	201.7	186.9	149.6	10.9	43.9			



Merc. Mercabarna Cl Longitudinal 8, Nº 32  
08040 Barcelona  
Spain

**Bargosa S.A.**

Phone: 34 (93) 2628585  
Fax: 34 (93) 3358400 - 62 03 27  
e-mail: esubira@bargosa.com  
Contact: Esteve Subira

## Main Species Detail

Season 2008/2009 (Tons)

EXPORTER	ORANGE	KIWIS	APPLE	GRAPE	CHERRY	PEAR	PEACH	APRICOT	TOTAL TONS			TOTAL TH.CASES		
									2008-09	2007-08	2006-07	2008-09	2007-08	2006-07
Rucarav S.A., Exportadora v Servicios		349.0	271.1	466.6	219.5	204.8	0.5	0.4	1,511.8	2,743.7	3,831.6	184.3	303.9	362.5
San Fco. Lo Garces. Soc. Ltda.	507.0	478.6							985.6	545.2		81.7	51.3	
Maona Tradino S.A., Exportadora			65.5	53.0	231.8	215.6			565.9	371.2		97.8	40.7	
Pacific S.A., Exportadora	557.8								557.8	648.1	1,140.1	42.3	67.3	119.9
Polar Fruit International S.A.		112.0	330.6	17.7	17.6				477.9	387.4	280.4	62.3	51.9	35.7
Euroamérica S.A., Frutera		58.2				1.3			59.5	31.5		6.1	3.8	
Lontue S.A., Dist. de Frutas (Lonfrut)						1.2			1.2	262.9	227.5	0.2	24.5	19.7
<b>TOTAL TONS</b>	<b>2008-09</b>	<b>1,064.8</b>	<b>997.8</b>	<b>667.2</b>	<b>537.3</b>	<b>471.3</b>	<b>420.5</b>	<b>0.5</b>	<b>0.4</b>	<b>4,159.8</b>				
<b>TOTAL TONS</b>	<b>2007-08</b>	<b>198.2</b>	<b>1,793.3</b>	<b>1,218.1</b>	<b>867.3</b>	<b>434.0</b>	<b>444.5</b>	<b>6.6</b>	<b>2.3</b>	<b>5,070.8</b>				
<b>TOTAL TONS</b>	<b>2006-07</b>	<b>78.0</b>	<b>1,969.9</b>	<b>2,099.7</b>	<b>817.7</b>	<b>164.8</b>	<b>503.9</b>	<b>8.6</b>	<b>0.4</b>		<b>5,880.3</b>			
<b>TOTAL TH.CASES</b>	<b>2008-09</b>	<b>76.1</b>	<b>99.8</b>	<b>77.8</b>	<b>75.8</b>	<b>95.3</b>	<b>49.7</b>	<b>0.1</b>	<b>0.1</b>			<b>474.6</b>		
<b>TOTAL TH.CASES</b>	<b>2007-08</b>	<b>13.1</b>	<b>179.3</b>	<b>109.1</b>	<b>110.1</b>	<b>87.4</b>	<b>37.7</b>	<b>1.4</b>	<b>0.6</b>				<b>564.1</b>	
<b>TOTAL TH.CASES</b>	<b>2006-07</b>	<b>5.2</b>	<b>197.0</b>	<b>174.0</b>	<b>104.3</b>	<b>33.5</b>	<b>40.9</b>	<b>1.4</b>	<b>0.1</b>					<b>610.7</b>

## Main Varieties Detail

Season 2008/2009 (Tons)

EXPORTER	KIWIS	ORANGE	GRAPE	CHERRY	PEAR	APPLE	PEAR	ORANGE	APPLE	APPLE	ORANGE	APPLE	APPLE	APPLE
	HAYWARD	LANE LATE	R. GLOBE	BING	PACKHAMS	GRANNIES	COSCIA	NAVEL LT.	RICH. D.	RY. GALA	SP. NAVEL	FUJI	RED CHIEF	R.K.O
Rucarav S.A., Exportadora v Servicios	349.0		466.6	219.5	170.6	64.2	34.2		32.5	33.1		59.3	82.0	
San Fco. Lo Garces. Soc. Ltda.	478.6	255.5						144.7			99.5			
Maona Tradino S.A., Exportadora			53.0	231.8	54.7	18.7	148.6					28.1		18.7
Pacific S.A., Exportadora		532.1						25.7						
Polar Fruit International S.A.	112.0		17.7	17.6		119.0			126.5	85.1				
Euroamérica S.A., Frutera	58.2				1.3									
Lontue S.A., Dist. de Frutas (Lonfrut)					1.2									



Dole Food España S.A.

Phone: 34 (91) 5079097

Fax: 34 (91) 7851596

e-mail: Francisco\_Colomer@eu.dole.com

Contact: Francisco Colomer

[www.doleeurope.com](http://www.doleeurope.com)

Mercamadrid Parc. H2-9, Ctra. Villaverde-Vallecas Km 3.800

C.P. 28053. Madrid

Spain



### Main Species Detail

Season 2008/2009 (Tons)

EXPORTER	APPLE	GRAPE	PEAR	KIWIS	PLUM	NECTARIN	PEACH	CHERRY	TOTAL TONS			TOTAL TH.CASES		
									2008-09	2007-08	2006-07	2008-09	2007-08	2006-07
Dole Chile S.A.	1.291.9	837.7	732.1	671.2	267.8	195.0	97.4	54.1	4.148.1	4.354.8	3.320.9	396.8	367.2	294.6
TOTAL TONS	2008-09	1.291.9	837.7	732.1	671.2	267.8	195.0	97.4	54.1	4.148.1				
TOTAL TONS	2007-08	2.081.8	648.2	493.6	748.8	176.7	95.4	68.0	42.1	4.354.8				
TOTAL TONS	2006-07	1.721.8	626.7	209.5	388.8	188.8	151.9	22.7	10.6		3.320.9			
TOTAL TH.CASES	2008-09	84.6	102.2	52.9	67.1	37.8	24.1	12.4	15.5			396.8		
TOTAL TH.CASES	2007-08	122.7	79.1	34.1	74.9	25.2	12.0	9.3	10.0				367.2	
TOTAL TH.CASES	2006-07	113.9	76.4	14.4	38.9	27.0	19.0	2.8	2.1					294.6

### Main Varieties Detail

Season 2008/2009 (Tons)

EXPORTER	KIWIS	GRAPE	PEAR	APPLE	APPLE	APPLE	APPLE	PEAR	GRAPE	PLUM	PLUM	GRAPE	CHERRY	PEAR
	HAYWARD	R. GLOBE	PACKHAMS	RY. GALA	R. STARK	GRANNIES	RICH. D.	R. BARTL.	THOMPSON	LARRY ANN	ANGELENO	NOT DEF.	BING	ERCOLINI
Dole Chile S.A.	671.2	614.0	545.2	447.9	333.3	324.6	152.6	133.8	120.2	103.5	69.9	66.9	54.1	53.2

Limpantsis S.A.

Phone: 30 (233) 102 0451-3

Fax: 30 (233) 102 0455

e-mail: al\_limpantsis@acn.gr

[www.wiw.gr/english/veria\\_limpantsis\\_sa](http://www.wiw.gr/english/veria_limpantsis_sa)

Kato Elia, Verria, Veria

59100 Prefecture of Imathia

Greece



### Main Species Detail

Season 2008/2009 (Tons)

EXPORTER	APPLE	KIWIS	PEAR	GRAPE	PLUM	NECTARIN	CHERRY	PEACH	TOTAL TONS		TOTAL TH.CASES	
									2008-09	2007-08	2008-09	2007-08
David del Curto S.A.	2.134.0	945.6	306.8	206.6	72.4	22.5	1.5	0.8	3.690.5	3.559.6	272.7	266.9
Alouimia Fresh S.A	218.0	179.2		17.6					414.7	351.4	32.1	22.3
TOTAL TONS	2008-09	2.352.0	1.124.8	306.8	224.2	72.4	22.5	1.5	0.8	4.105.2		
TOTAL TONS	2007-08	2.389.0	881.6	247.6	228.3	132.1	32.5			3.911.0		
TOTAL TH.CASES	2008-09	129.7	112.5	21.3	27.3	10.3	3.0	0.6	0.1		304.8	
TOTAL TH.CASES	2007-08	131.3	88.2	17.8	27.8	19.7	4.3					289.2

### Main Varieties Detail

Season 2008/2009 (Tons)

EXPORTER	KIWIS	APPLE	APPLE	APPLE	PEAR	GRAPE	APPLE	PLUM	APPLE	GRAPE	PEAR	NECTARIN	PLUM	APPLE
	HAYWARD	R. STARK	RED CHIEF	GRANNIES	PACKHAMS	R. GLOBE	RICH. D.	ANGELENO	RY. GALA	THOMPSON	ABATE FT.	AUG. RED	LARRY ANN	PINK L.
David del Curto S.A.	945.6	974.4	695.8	379.7	282.8	177.4	26.9	53.3	42.3	29.2	24.0	21.9	19.0	15.0
Alouimia Fresh S.A	179.2	62.4	99.9	15.3		17.6	40.3							





**www.chiquita.it**  
00144 Roma (RM) - 3  
v. Tempio del Cielo  
Italy

Chiquita Italia S.P.A.  
Phone: 39 (06) 520831  
Fax: 39 (06) 5295499  
e-mail: fpedicini@chiquita.com  
Contact: Mr. Tita Dantrassi

## Main Species Detail

Season 2008/2009 (Tons)

EXPORTER		KIWIS	APPLE	GRAPE	CHERRY	PEAR	TOTAL TONS			TOTAL TH.CASES		
							2008-09	2007-08	2006-07	2008-09	2007-08	2006-07
Copefrut S.A.		1.805.2	42.3		4.0		1.851.5	1.204.0	2.083.2	183.7	114.4	208.3
Scramble Ltda., Ases. e Inv.		580.6	117.7	61.1			759.5			77.7		
Trinidad Exports S.A.		523.0					523.0			51.5		
Queulat Export S.A.		380.8	64.2				445.0	447.3		41.6	44.7	
Rucarav S.A., Exportadora y Servicios		225.6		91.8			317.4	201.6	477.5	43.0	20.2	47.4
Southern Fruit, Exportadora		89.6					89.6			9.0		
Ben David S.A. Exportadora		67.2					67.2	1.225.4	890.1	6.7	122.3	89.0
Green Valley Ltda., Exportadora				12.6			12.6			2.8		
<b>TOTAL TONS</b>	<b>2008-09</b>	<b>3.672.1</b>	<b>224.3</b>	<b>165.5</b>	<b>4.0</b>		<b>4.065.8</b>					
<b>TOTAL TONS</b>	<b>2007-08</b>	<b>3.081.5</b>	<b>148.2</b>	<b>8.3</b>	<b>6.2</b>			<b>3.244.2</b>				
<b>TOTAL TONS</b>	<b>2006-07</b>	<b>6.264.9</b>	<b>282.7</b>		<b>10.6</b>	<b>133.4</b>			<b>6.691.6</b>			
<b>TOTAL TH.CASES</b>	<b>2008-09</b>	<b>366.4</b>	<b>12.3</b>	<b>36.4</b>	<b>0.8</b>					<b>416.0</b>		
<b>TOTAL TH.CASES</b>	<b>2007-08</b>	<b>307.9</b>	<b>8.2</b>	<b>1.6</b>	<b>1.2</b>						<b>319.0</b>	
<b>TOTAL TH.CASES</b>	<b>2006-07</b>	<b>626.5</b>	<b>15.5</b>		<b>2.1</b>	<b>8.9</b>						<b>653.0</b>

## Main Varieties Detail

Season 2008/2009 (Tons)

EXPORTER	KIWIS	KIWIS	GRAPE	APPLE	APPLE	APPLE	APPLE	GRAPE	APPLE	CHERRY	GRAPE	GRAPE	PEAR	APPLE
Copefrut S.A.	1.321.6	483.6		42.3						4.0				
Scramble Ltda., Ases. e Inv.	580.6		41.0	44.6		38.7	25.5	17.0	8.9		3.1			
Trinidad Exports S.A.	523.0													
Queulat Export S.A.	380.8				64.2									
Rucarav S.A., Exportadora y Servicios	225.6		91.8											
Southern Fruit, Exportadora	89.6													
Ben David S.A. Exportadora	67.2													
Green Valley Ltda., Exportadora			12.6											



1, Via Della Maggiola  
62010 Montecosaro (MC)  
Italy

Maffco S.P.A.  
Phone: 39 (0733) 866 566  
Fax: 39 (0733) 866 560

## Main Species Detail

Season 2008/2009 (Tons)

EXPORTER	PEAR	KIWIS	GRAPE	APPLE	NECTARIN	PLUM	ORANGE	CHERRY	TOTAL TONS			TOTAL TH.CASES		
									2008-09	2007-08	2006-07	2008-09	2007-08	2006-07
Unifrutti Traders Ltda.	1.956.5	985.6	283.1	282.6	66.2	49.2	39.0	30.7	3.693.0	2.526.4	1.931.6	464.6	306.1	212.5
Trinidad Exports S.A.		72.0							72.0			7.2		
<b>TOTAL TONS</b>	<b>2008-09</b>	<b>1.956.5</b>	<b>1.057.6</b>	<b>283.1</b>	<b>282.6</b>	<b>66.2</b>	<b>49.2</b>	<b>39.0</b>	<b>3.765.0</b>					
<b>TOTAL TONS</b>	<b>2007-08</b>	<b>1.637.6</b>	<b>598.1</b>	<b>126.2</b>	<b>175.0</b>	<b>16.6</b>	<b>49.0</b>	<b>13.2</b>		<b>2.660.8</b>				
<b>TOTAL TONS</b>	<b>2006-07</b>	<b>971.2</b>	<b>512.0</b>	<b>106.0</b>	<b>296.4</b>			<b>1.2</b>			<b>1.931.6</b>			
<b>TOTAL TH.CASES</b>	<b>2008-09</b>	<b>237.0</b>	<b>105.8</b>	<b>62.9</b>	<b>34.9</b>	<b>11.0</b>	<b>9.8</b>	<b>2.6</b>	<b>7.7</b>			<b>471.8</b>		
<b>TOTAL TH.CASES</b>	<b>2007-08</b>	<b>185.7</b>	<b>59.8</b>	<b>27.7</b>	<b>25.0</b>	<b>2.8</b>	<b>9.8</b>		<b>4.3</b>				<b>319.5</b>	
<b>TOTAL TH.CASES</b>	<b>2006-07</b>	<b>109.7</b>	<b>51.2</b>	<b>23.6</b>	<b>24.7</b>			<b>0.5</b>						<b>212.5</b>

## Main Varieties Detail

Season 2008/2009 (Tons)

EXPORTER	KIWIS	PEAR	PEAR	GRAPE	PEAR	GRAPE	APPLE	APPLE	PEAR	NECTARIN	APPLE	APPLE	ORANGE	PLUM
Unifrutti Traders Ltda.	985.6	952.9	836.9	135.2	107.2	100.2	96.5	94.0	59.4	49.7	46.5	45.6	36.5	33.6
Trinidad Exports S.A.	72.0													



## Westfalia Marketing UK Ltd.

Phone: 44 (20) 85494302

Fax: 44 (20) 85415935

e-mail: marketing@westfaliemarketing.co.uk

Contact: Simon Curry

[www.westfaliemarketing.co.uk](http://www.westfaliemarketing.co.uk)

Unit 16 Princeton Mews, 167-169 London Road

Kingston upon Thames, KT2 6PT

United Kingdom



### Main Species Detail

Season 2008/2009 (Tons)

EXPORTER		AVOCADO	KIWIS	PGRANAT.	APPLE	TOTAL TONS			TOTAL TH.CASES		
						2008-09	2007-08	2006-07	2008-09	2007-08	2006-07
Subsole S.A., Exportadora		2.401.0	559.2	8.7		2.968.9	3.483.4	7.113.8	590.1	694.4	1.528.8
Vitalpal S.A.		363.0				363.0			81.2		
Natafrut Ltda.		250.7				250.7	63.5		63.3	3.5	
Aromerc Ltda. Imp. Exp.		63.4				63.4	253.4		15.8	63.4	
Santa Luisa Ltda., Exportadora		21.1				21.1			5.3		
<b>TOTAL TONS</b>	<b>2008-09</b>	<b>3.099.2</b>	<b>559.2</b>	<b>8.7</b>		<b>3.667.1</b>					
<b>TOTAL TONS</b>	<b>2007-08</b>	<b>3.380.9</b>	<b>534.1</b>	<b>0.3</b>	<b>63.5</b>		<b>3.978.8</b>				
<b>TOTAL TONS</b>	<b>2006-07</b>	<b>7.068.2</b>	<b>45.6</b>					<b>7.113.8</b>			
<b>TOTAL TH.CASES</b>	<b>2008-09</b>	<b>697.6</b>	<b>55.9</b>	<b>2.2</b>					<b>755.7</b>		
<b>TOTAL TH.CASES</b>	<b>2007-08</b>	<b>734.6</b>	<b>58.1</b>	<b>0.07</b>	<b>3.5</b>					<b>796.3</b>	
<b>TOTAL TH.CASES</b>	<b>2006-07</b>	<b>1,524.3</b>	<b>4.6</b>								<b>1,528.8</b>

### Main Varieties Detail

Season 2008/2009 (Tons)

EXPORTER	AVOCADO		PGRANAT.	WONDERF.	EDRANOL	APPLE	
	HASS	HAYWARD				NOT DEF	GRANNIES
Subsole S.A., Exportadora	2.385.1	559.2	15.8	8.7	0.008		
Vitalpal S.A.	363.0						
Natafrut Ltda.	250.7						
Aromerc Ltda. Imp. Exp.	63.4						
Santa Luisa Ltda., Exportadora	21.1						

## Olympic Fruit B.V.

Phone: 31 (0180) 64 39 39 - 646200

Fax: 31 (0180) 64 39 40

e-mail: info@olympicfruit.com

Contact: Thijs van den Heuvel

[www.olympicfruit.com](http://www.olympicfruit.com)

Handelscentrum ZHZ 40 A

2991 LD Barendrecht

The Netherlands



### Main Species Detail

Season 2008/2009 (Tons)

EXPORTER	APPLE	PEAR	GRAPE	ORANGE	KIWIS	PLUM	NECTARIN	PEACH	TOTAL TONS			TOTAL TH.CASES		
									2008-09	2007-08	2006-07	2008-09	2007-08	2006-07
Ines Escobar v Cia Ltda	907.5	724.4			89.6				1.731.4	637.7		112.9	37.8	
San Fernando S.A., Frutera (Frusan)	247.6	240.0	117.0			80.9			687.1	708.7	446.2	74.1	99.2	41.2
Aqua Santa, Exportadora (Greentree)	83.5		214.8	146.9	89.1	25.8	9.0		569.1	79.9		75.6	12.1	
San Fco. Lo Garces, Soc. Ltda.				120.8	120.0				240.8			19.2		
Frutamerica S.A. Exp.			63.9			29.7	34.7	28.8	157.0	278.8	55.1	29.7	45.2	6.7
Río Blanco Ltda. Exportadora				92.2					92.2			5.8		
Hacienda Chorombo S.A.			90.4						90.4			19.3		
Wiesner S.A., Patricio			43.2						43.2	70.6	102.9	9.6	8.7	5.7
Terramater S.A.	42.8								42.8			2.4		
<b>TOTAL TONS</b>	<b>2008-09</b>	<b>1,281.5</b>	<b>964.4</b>	<b>529.3</b>	<b>359.8</b>	<b>298.7</b>	<b>136.4</b>	<b>43.7</b>	<b>28.8</b>	<b>3,654.0</b>				
<b>TOTAL TONS</b>	<b>2007-08</b>	<b>679.8</b>	<b>354.4</b>	<b>498.1</b>	<b>21.6</b>	<b>167.7</b>	<b>121.5</b>	<b>31.5</b>			<b>1,886.9</b>			
<b>TOTAL TONS</b>	<b>2006-07</b>	<b>463.3</b>	<b>93.1</b>	<b>133.9</b>	<b>108.0</b>	<b>112.0</b>	<b>65.6</b>				<b>998.4</b>			
<b>TOTAL TH.CASES</b>	<b>2008-09</b>	<b>73.7</b>	<b>70.0</b>	<b>113.2</b>	<b>21.6</b>	<b>29.9</b>	<b>24.5</b>	<b>7.0</b>	<b>5.7</b>			<b>348.5</b>		
<b>TOTAL TH.CASES</b>	<b>2007-08</b>	<b>37.5</b>	<b>25.6</b>	<b>99.1</b>	<b>1.4</b>	<b>16.8</b>	<b>24.3</b>	<b>6.2</b>					<b>213.3</b>	
<b>TOTAL TH.CASES</b>	<b>2006-07</b>	<b>25.6</b>	<b>6.2</b>	<b>22.9</b>	<b>7.2</b>	<b>11.2</b>	<b>13.1</b>							<b>88.5</b>

### Main Varieties Detail

Season 2008/2009 (Tons)

EXPORTER	APPLE	PEAR	KIWIS	APPLE	PEAR	APPLE	GRAPE	GRAPE	ORANGE	ORANGE	APPLE	PEAR	GRAPE	GRAPE
	RY. GALA	PACKHAM'S	HAYWARD	GRANNIES	D'ANJOU	C. PINK	SUCRAONE	THOMPSON	NAVEL LT.	NAVELS	PINK L.	BARTL. V.	R. GLOBE	CRIMSON
Ines Escobar v Cia Ltda	502.3	424.8	89.6	141.5	203.6	156.5					107.3	96.0		
San Fernando S.A., Frutera (Frusan)	148.2	144.0		42.3			41.6	42.2					15.5	17.7
Aqua Santa, Exportadora (Greentree)			89.1	41.6		41.9	123.2	8.0	24.5	122.4			50.6	20.5
San Fco. Lo Garces, Soc. Ltda.			120.0						24.5					
Frutamerica S.A. Exp.							18.6	15.0						
Río Blanco Ltda. Exportadora									92.2					
Hacienda Chorombo S.A.								63.3						27.1
Others	148.2	144.0	209.1	83.9		41.9	183.4	171.8	141.2	122.4			66.0	65.3



[www.thegreenery.com](http://www.thegreenery.com)

Spoorwegemplacement 1  
2991 VT Barendrecht  
The Netherlands

Hage International B.V.

Phone: 31 (180) 648881  
Fax: 31 (180) 657900  
e-mail: [p.voskamp@thegreenery.com](mailto:p.voskamp@thegreenery.com)  
Contact: Piet Voskamp

## Main Species Detail

Season 2008/2009 (Tons)

EXPORTER	GRAPE	APPLE	NECTARIN	KIWIS	ORANGE	PLUM	PEACH	PEAR	TOTAL TONS			TOTAL TH.CASES				
									2008-09	2007-08	2006-07	2008-09	2007-08	2006-07		
Gestión de Export. Frut. S.A.(Gesex)	556.6	180.3	420.6		225.9	2.7	173.6	45.1								
Aqua Santa, Exportadora (Greentree)	471.3	183.3	13.7	111.0	193.6	75.6										
Greenvic Comercial S.A.	25.7	207.8	123.3	358.3		110.2	12.9	24.8								
Exser Ltda.	64.9															
Sun Belle Berries S.A.																
TOTAL TONS	2008-09	1,118.5	571.4	557.6	469.4	419.5	188.6	186.5	70.0	3,585.8						
TOTAL TONS	2007-08	2,905.4	911.2	633.0	622.4		326.1	185.3	148.4		5,758.1					
TOTAL TONS	2006-07	2,500.4	3,412.8	1,184.1	3,073.2	174.2	980.4	241.5	471.3			12,070				
TOTAL TH.CASES	2008-09	221.0	33.1	108.3	46.9	26.1	37.7	35.9	4.4				516.2			
TOTAL TH.CASES	2007-08	563.1	53.3	121.0	64.2		65.2	36.8	9.9					918.8		
TOTAL TH.CASES	2006-07	479.5	191.1	219.0	307.4	11.4	195.3	45.3	31.4							1,490.3

## Main Varieties Detail

Season 2008/2009 (Tons)

EXPORTER	KIWI	ORANGE	GRAPE	GRAPE	APPLE	APPLE	GRAPE	APPLE	GRAPE	GRAPE	APPLE	NECTARIN	PEACH	PLUM
	HAYWARD	N AVELS	SUGRAONE	THOMPSON	PINK L.	C. PINK	CRIMSON	GRANNIES	R. GLOBE	FLAME SDL	RY. GALA	RB. DIAM.	RICH LADY	LARRY ANN
Gestión de Export. Frut. S.A.(Gesex)		180.4	137.9	186.5	112.3	68.0	37.4			115.1		72.8	63.2	
Aqua Santa, Exportadora (Greentree)	111.0	168.9	203.8	45.8	65.6	78.7	75.1	39.0	87.5					39.6
Greenvic Comercial S.A.	358.3			11.1	14.9	2.6	12.7	89.7			100.6	7.1	10.5	25.4
Exser Ltda.				14.5			14.5		35.8					
Sun Belle Berries S.A.														



[www.krijgsmanfruittrading.nl](http://www.krijgsmanfruittrading.nl)

Rivium 1e Straat 51-6  
2909LE Capelle aan den IJssel  
The Netherlands

Krijgsman Fruittrading

Phone: 31(10) 2887171  
Fax: 31 (10) 2887883  
e-mail: [sales@krijgsmanfruittrading.nl](mailto:sales@krijgsmanfruittrading.nl)  
Contact: Reinier Krijgsman

## Main Species Detail

Season 2008/2009 (Tons)

EXPORTER	GRAPE	CLEMINT	TOTAL TONS			TOTAL TH.CASES		
			2008-09	2007-08	2006-07	2008-09	2007-08	2006-07
Contador Frutos S.A.	2,402.1		2,402.1	2,324.4	2,377.0	309.4	288.1	294.4
Rio Rapel S.A., Exportadora	662.7		662.7	572.7	52.3	81.6	76.5	10.3
Prohens S. Rafael v Cia. Ltda.	416.2		416.2	168.3	97.6	60.4	29.4	21.7
TOTAL TONS	2008-09	3,481.0	3,481.0					
TOTAL TONS	2007-08	3,065.4		3,065.4				
TOTAL TONS	2006-07	2,530.4	63.0		2,593.4			
TOTAL TH.CASES	2008-09	451.4				451.4		
TOTAL TH.CASES	2007-08	394.0					394.0	
TOTAL TH.CASES	2006-07	327.2	4.2					331.4

## Main Varieties Detail

Season 2008/2009 (Tons)

EXPORTER	GRAPE	GRAPE	GRAPE	GRAPE	GRAPE	GRAPE	CLEMINT
	R. GLOBE	THOMPSON	CRIMSON	SUGRAONE	NOT DEF	FLAME SDL	CLEMINTUL
Contador Frutos S.A.	1,543.1	163.3	415.6	156.4	85.4	38.5	
Rio Rapel S.A., Exportadora		632.4	9.9	20.5			
Prohens S. Rafael v Cia. Ltda.		333.0	69.1			14.1	

Aartsenfruit Breda B.V.  
 Phone: 31 (76) 524 8100  
 Fax: 31 (76) 522 1247  
 e-mail: breda@aartsenfruit.nl  
 Contact: J.J.P. Aartsen

[www.aartsenfruit.nl](http://www.aartsenfruit.nl)  
 Heilaar Noordweg 9  
 4814 RR Breda  
 The Netherlands



## Main Species Detail

Season 2008/2009 (Tons)

EXPORTER		APPLE	PEAR	GRAPE	PLUM	NECTARIN	CLEMINT	CHERRY	PEACH	TOTAL TONS			TOTAL TH.CASES		
										2008-09	2007-08	2006-07	2008-09	2007-08	2006-07
David del Curto S.A.		1,146.8	634.6	173.2	176.8	112.3		20.6	7.5	2,278.5	941.3	240.9	211.5	117.6	31.1
Copefrut S.A.		247.8	306.2		61.9					615.9	381.7	838.6	54.7	44.7	93.3
APF Export S.A.		283.4								283.4	351.5	465.6	22.7	27.8	37.2
Miemis Ltda. Comercial				153.0						153.0	293.4	205.4	34.0	65.2	45.4
Río Blanco Ltda. Exportadora				83.8						83.8			18.6		
Alquimia Fresh S.A.				37.0	2.4	1.2	22.4		2.5	65.5			11.6		
<b>TOTAL TONS</b>	2008-09	1,678.1	940.8	447.0	241.2	113.6	22.4	20.6	10.0	3,480.3					
<b>TOTAL TONS</b>	2007-08	1,038.1	92.2	651.1	184.3	78.1		25.2	41.4		2,110.4				
<b>TOTAL TONS</b>	2006-07	1,134.7	47.3	457.4	88.1	54.4		3.8	61.7			1,944.6			
<b>TOTAL TH.CASES</b>	2008-09	105.0	70.8	99.3	47.7	20.6	2.2	4.1	1.8				353.2		
<b>TOTAL TH.CASES</b>	2007-08	75.6	6.1	139.5	36.9	12.6		5.2	7.5					283.4	
<b>TOTAL TH.CASES</b>	2006-07	87.4	3.2	101.4	17.6	9.3		0.8	10.8						249.9

## Main Varieties Detail

Season 2008/2009 (Tons)

EXPORTER	APPLE		PEAR		GRAPE		PEAR		APPLE		PLUM		APPLE		PLUM
	RY. GALA	PINK L.	GRANNIES	PACKHAMS	THOMPSON	NOT DEF	R. BARTL.	C. PINK	PRINCESS	ABATE FT.	NOT DEF	R. STARK.	RED CHIEF	ANGELENO	
David del Curto S.A.	505.0	39.9	334.5	278.6	106.5		223.6	183.0	15.0	66.0		61.9	56.3	20.2	46.1
Copefrut S.A.	56.8	84.4	54.6	19.8		286.4								33.2	
APF Export S.A.		283.4													
Miemis Ltda. Comercial					79.6				73.4						
Río Blanco Ltda. Exportadora					70.6										
Alquimia Fresh S.A.					30.5										

## Merimex Fruchthandel GmbH

Phone: 49 (241) 705110  
 Fax: 49 (241) 7051170  
 e-mail: info@merimex.de  
 Contact: Armin David

[www.merimex.de](http://www.merimex.de)  
 Brüsseler Ring 67  
 D - 52074 Aachen  
 Germany



## Main Species Detail

Season 2008/2009 (Tons)

EXPORTER	GRAPE	PLUM	KIWIS	TOTAL TONS			TOTAL TH.CASES		
				2008-09	2007-08	2006-07	2008-09	2007-08	2006-07
Exser Ltda.	1,870.5	66.9		1,937.4	1,753.8	1,200.4	327.5	294.0	218.9
Aoro Alimentos Ltda. (Aoral)	963.3			963.3	918.5	948.2	172.6	157.2	166.6
Aldunate Ltda. Exportadora	292.7			292.7	657.8	515.0	44.5	115.6	94.8
Disa S.A. Exportadora	206.8			206.8	40.8	159.3	37.8	6.5	30.9
Grow Logistic S.A.	43.3			43.3	59.6		8.0	9.0	
Valdovinos v Arava Ltda.	17.7			17.7				2.2	
Aorexport Ltda.	14.5			14.5				3.2	
<b>TOTAL TONS</b>	2008-09	3,408.7	66.9	3,475.6					
<b>TOTAL TONS</b>	2007-08	5,151.4	68.8	22.4	5,242.7				
<b>TOTAL TONS</b>	2006-07	4,519.3	82.0			4,601.3			
<b>TOTAL TH.CASES</b>	2008-09	583.9	11.8				595.7		
<b>TOTAL TH.CASES</b>	2007-08	919.7	12.5	2.2				934.4	
<b>TOTAL TH.CASES</b>	2006-07	827.9	15.8						843.7

## Main Varieties Detail

Season 2008/2009 (Tons)

EXPORTER	GRAPE		GRAPE		PLUM		GRAPE		GRAPE		GRAPE		KIWIS		GRAPE
	THOMPSON	R. GLOBE	CRIMSON	SUGRAONE	FLAME SDL	ROYSUM	NOT DEF	AUT. RY.	PRN. SEED.	PRINCESS	RIBIER	ROY RED	HAYWARD	RUBY SDL	
Exser Ltda.	519.2	430.2	403.5	428.1	38.3	66.9		22.7	19.1	2.9	3.9	2.5			
Aoro Alimentos Ltda. (Aoral)	524.6	416.1			22.5										
Aldunate Ltda. Exportadora	187.4	17.5	34.2				46.2		7.4						
Disa S.A. Exportadora	99.3		52.0	10.8	44.7										
Grow Logistic S.A.				28.4	14.8										
Valdovinos v Arava Ltda.							17.7								
Aorexport Ltda.	14.5														



**ANTON DÜRBECK** GmbH

**www.duerbeck.com**  
Hessenring 120  
D-61348 Bad Homburg v.d. H.  
Germany

**Anton Dürbeck GmbH**  
Phone: 49 (6172) 68060  
Fax: 49 (6172) 6806 600  
e-mail: mathias@duerbeck.com  
Contact: Mathias Duerbeck

### Main Species Detail

Season 2008/2009 (Tons)

EXPORTER		GRAPE	APPLE	KIWIS	PEAR	CLEMINT	TOTAL TONS			TOTAL TH.CASES		
							2008-09	2007-08	2006-07	2008-09	2007-08	2006-07
Frutasol Chile S.A., Exp.ortadora		29.0	1.122.0	67.2	90.1		1.308.3	2.362.9	1.558.6	86.3	150.4	107.6
Subsole S.A., Exp.ortadora		370.1		288.0			658.1	478.1	393.1	79.0	66.3	54.7
Convallis S.A., Exp.ortadora		265.7	41.2	156.8			463.6			50.3		
Agriicola Plaza Vieia Ltda.		339.8					339.8	182.1		51.7	26.5	
Fresh Land Chile S.A.		199.5					199.5	642.9	177.1	27.2	81.6	21.6
Surfrut Fresh S.A.		76.8		44.8			121.6			13.8		
Cienago Ltda.		94.1					94.1			11.5		
Jaime Prohens V. v Cia.Ltda.		68.3					68.3			8.3		
Others		212.4					212.4	1.515.8	1.628.1	37.7	217.4	207.0
<b>TOTAL TONS</b>	<b>2008-09</b>	<b>1.655.5</b>	<b>1.163.1</b>	<b>556.8</b>	<b>90.1</b>		<b>3.465.5</b>					
<b>TOTAL TONS</b>	<b>2007-08</b>	<b>2.536.1</b>	<b>1.865.9</b>	<b>382.8</b>	<b>374.7</b>	<b>22.4</b>		<b>5.181.9</b>				
<b>TOTAL TONS</b>	<b>2006-07</b>	<b>1.837.8</b>	<b>1.081.6</b>	<b>327.2</b>	<b>272.8</b>	<b>237.4</b>			<b>3.756.9</b>			
<b>TOTAL TH.CASES</b>	<b>2008-09</b>	<b>234.7</b>	<b>70.2</b>	<b>55.7</b>	<b>5.4</b>					<b>366.0</b>		
<b>TOTAL TH.CASES</b>	<b>2007-08</b>	<b>371.6</b>	<b>107.0</b>	<b>38.3</b>	<b>23.0</b>	<b>2.2</b>					<b>542.2</b>	
<b>TOTAL TH.CASES</b>	<b>2006-07</b>	<b>252.7</b>	<b>64.9</b>	<b>32.8</b>	<b>17.1</b>	<b>23.4</b>						<b>390.9</b>

### Main Varieties Detail

Season 2008/2009 (Tons)

EXPORTER		GRAPE	KIWIS	GRAPE	APPLE	APPLE	APPLE	GRAPE	APPLE	APPLE	GRAPE	PEAR	APPLE	GRAPE	APPLE
		R. GLOBE	HAYWARD	THOMPSON	JONAGOLD	BRAEBURN	C. PINK	CRIMSON	RY. GALA	GRANNIES	SUGRAONE	PACKHAMS	NOT DEF	RIBIER	BROOKFLD
Frutasol Chile S.A., Exp.ortadora			67.2		299.6	258.1	230.1							29.0	0.1
Subsole S.A., Exp.ortadora		194.5	288.0	78.2				83.4				13.9			
Convallis S.A., Exp.ortadora		265.7	156.8										41.2		
Agriicola Plaza Vieia Ltda.		268.4		52.7				12.7				6.1			
Fresh Land Chile S.A.		68.6		57.3				17.3				52.7		3.6	
Surfrut Fresh S.A.		76.8	44.8												
Cienago Ltda.								94.1							
Others		960.8	489.6	311.3				207.5				143.2	41.2	3.6	



**www.bama.no**  
Økern Torg 6, Pb 123  
Oslo N - 0509  
Norway

**Bama**  
Phone: 47 22 880500  
Fax: 47 22 880502  
e-mail: oyvind.brisa@bama.no  
Contact: Øyvind Brisá

### Main Species Detail

Season 2008/2009 (Tons)

EXPORTER		GRAPE	APPLE	ORANGE	PLUM	NECTARIN	TOTAL TONS			TOTAL TH.CASES		
							2008-09	2007-08	2006-07	2008-09	2007-08	2006-07
Greenvic Comercial S.A.		747.1	1.096.4		35.3	18.9	1.897.7	2.617.9	2.858.6	222.8	257.1	272.7
Río Blanco Ltda. Exp.ortadora		279.7		274.7			554.4	434.6	318.5	73.8	80.0	63.6
Subsole S.A., Exp.ortadora		512.2					512.2	550.7	538.1	104.5	112.0	109.3
San Clemente S.A., Exp.			214.0				214.0			11.8		
Nadco S.A., Agrícola		143.8					143.8	33.0		28.8	6.6	
<b>TOTAL TONS</b>	<b>2008-09</b>	<b>1.682.8</b>	<b>1.310.4</b>	<b>274.7</b>	<b>35.3</b>	<b>18.9</b>	<b>3.322.1</b>					
<b>TOTAL TONS</b>	<b>2007-08</b>	<b>1.693.7</b>	<b>1.855.4</b>	<b>66.2</b>	<b>20.9</b>			<b>3.636.3</b>				
<b>TOTAL TONS</b>	<b>2006-07</b>	<b>1.706.1</b>	<b>2.223.1</b>						<b>3.929.1</b>			
<b>TOTAL TH.CASES</b>	<b>2008-09</b>	<b>341.0</b>	<b>72.7</b>	<b>17.2</b>	<b>7.1</b>	<b>3.8</b>				<b>441.7</b>		
<b>TOTAL TH.CASES</b>	<b>2007-08</b>	<b>344.1</b>	<b>103.7</b>	<b>4.1</b>	<b>3.8</b>						<b>455.7</b>	
<b>TOTAL TH.CASES</b>	<b>2006-07</b>	<b>344.0</b>	<b>126.7</b>									<b>470.7</b>

### Main Varieties Detail

Season 2008/2009 (Tons)

EXPORTER		APPLE	GRAPE	APPLE	GRAPE	GRAPE	GRAPE	ORANGE	GRAPE	ORANGE	PLUM	NECTARIN	APPLE	GRAPE	GRAPE
		C. PINK	THOMPSON	RY. GALA	CRIMSON	SUPERIOR	SUGRAONE	NAVEL LT.	AUT. RY.	NAVELS	ANGELENO	AUG. RED	GALA	R. GLOBE	PRINCESS
Greenvic Comercial S.A.		736.2	156.3	347.4	309.1	233.7					35.3	14.4	12.2	11.6	
Río Blanco Ltda. Exp.ortadora			151.0		32.8		49.2	197.9	43.2	76.8					3.6
Subsole S.A., Exp.ortadora			181.4		180.0		150.8								
San Clemente S.A., Exp.				214.0											
Nadco S.A., Agrícola			143.8												

Eurofrugt A/S

Phone: 45 (86) 245477

Fax: 45 (86) 245488

e-mail: jjo@eurofrugt.com

Contact: Jesper Johansen

[www.eurofrugt.com](http://www.eurofrugt.com)

Beta 2, Soeften

8382 Hinnerup

Denmark



## Main Species Detail

Season 2008/2009 (Tons)

EXPORTER	APPLE	PEAR	GRAPE	PLUM	KIWIS	NECTARIN	CHERRY	AVOCADO	TOTAL TONS			TOTAL TH.CASES		
									2008-09	2007-08	2006-07	2008-09	2007-08	2006-07
Rucarav S.A., Exportadora v Servicios	722.2	279.4	384.2	59.4	79.3				1.524.5	1.676.7	2.159.6	189.2	191.5	227.3
Maona Tradino S.A., Exportadora	859.3	164.3							1.023.6	1.323.6		81.7	114.3	
David del Curto S.A.	84.2	322.9	26.5	256.6		41.8	1.3		733.3	782.6	506.9	91.3	122.9	63.6
TOTAL TONS 2008-09	1.665.6	766.6	410.7	316.0	79.3	41.8	1.3		3.281.4					
TOTAL TONS 2007-08	2.320.5	342.6	617.2	388.9	69.3	21.4	1.9	44.0		3.805.7				
TOTAL TONS 2006-07	1.513.8	576.2	361.5	225.5	85.1	35.1		229.7			3.091.7			
TOTAL TH.CASES 2008-09	131.3	53.6	86.5	63.2	19.7	7.6	0.3					362.1		
TOTAL TH.CASES 2007-08	184.1	24.5	127.9	75.6	6.9	3.9	0.4	8.8					432.2	
TOTAL TH.CASES 2006-07	120.1	39.6	77.7	45.1	12.3	6.4		42.2						347.6

## Main Varieties Detail

Season 2008/2009 (Tons)

EXPORTER	APPLE	PEAR	APPLE	GRAPE	PLUM	APPLE	APPLE	APPLE	GRAPE	APPLE	KIWIS	PEAR	APPLE	PEAR
	RY. GALA	PACKHAMS	GRANNIES	THOMPSON	ANGELINO	C. PINK	FUJI	BRAEBURN	CRIMSON	R.K.O	HAYWARD	D'ANJOU	RICH. D.	GOSCIA
Rucarav S.A., Exportadora v Servicios	372.0	238.0	191.1	266.0	59.4	39.3	22.4	23.4	86.3		79.3	15.0	40.3	16.8
Maona Tradino S.A., Exportadora	307.7		68.9	200.3		103.6	99.9	65.3		82.5		52.2		43.2
David del Curto S.A.		322.9	42.2	26.5	83.9									20.8

Nevskaya Co.

Phone: 7 (812) 346 9540

Fax: 7 (812) 269 1015

e-mail: sales@nevskaya-co.ru

[www.nevskaya-co.ru](http://www.nevskaya-co.ru)

44 Sverdlovskaya nab., BC "Benua"

195027 St. Petersburg

Russia



## Main Species Detail

Season 2008/2009 (Tons)

EXPORTER	GRAPE	PEAR	PGRANAT.	APPLE	KIWIS	TOTAL TONS			TOTAL TH.CASES		
						2008-09	2007-08	2006-07	2008-09	2007-08	2006-07
Unifrutti Traders Ltda.	1.123.3	658.6	637.7	353.3	67.2	2.840.0			385.1		
Rucarav S.A., Exportadora v Servicios	191.4			231.8		423.2	128.4		50.5	7.1	
TOTAL TONS 2008-09	1.314.6	658.6	637.7	585.1	67.2	3.263.2					
TOTAL TONS 2007-08	280.3			502.8	38.0		821.1				
TOTAL TONS 2006-07	166.8			68.6	30.2			265.6			
TOTAL TH.CASES 2008-09	174.8	65.9	156.4	31.9	6.7				435.7		
TOTAL TH.CASES 2007-08	34.4			27.1	3.8				65.2		
TOTAL TH.CASES 2006-07	20.0			3.8	3.0						26.8

## Main Varieties Detail

Season 2008/2009 (Tons)

EXPORTER	GRAPE	PEAR	PGRANAT.	APPLE	GRAPE	GRAPE	GRAPE	APPLE	KIWIS	APPLE	APPLE	GRAPE
	THOMPSON	ABATE FT.	WONDERF.	GRANNIES	R. GLOBE	CRIMSON	AUT. RY.	RY. GALA	HAYWARD	RED CHIEF	RICH. D.	T.SDL
Unifrutti Traders Ltda.	602.0	658.6	637.7	195.8	236.2	196.8	88.3	79.8	67.2	50.6	27.1	
Rucarav S.A., Exportadora v Servicios	191.4			231.8								

## Main Species Detail

Season 2008/2009 (Tons)

EXPORTER		GRAPE	ORANGE	APPLE	CHERRY	APRICOT	KIWIS	TOTAL TONS			TOTAL TH.CASES				
								2008-09	2007-08	2006-07	2008-09	2007-08	2006-07		
Cerro Campanario Ltda. Soc. Agríc.		621.2						621.2	112.1		121.6	15.2			
La Cantera, Aaricola		223.1	151.2					374.3	124.3	42.2	53.1	22.4	9.4		
South Pacific Ltda. Soc. Agr.		366.9						366.9	730.2		73.9	141.1			
Aaricola Plaza Vieia Ltda.		355.0						355.0	72.8		61.9	11.0			
Quinta Fruit Ltda.		245.1						245.1	117.3		41.4	23.1			
Fruta Austral Exp. Ltda		222.7						222.7	93.8		47.4	20.4			
Guillermo Prohens Sommella S.A.		139.8						139.8	124.3		30.4	27.2			
Catania Chile S.A.		124.3						124.3	25.2		26.2	5.4			
Others		726.1						726.1	890.8	505.6	147.9	149.6	91.9		
TOTAL TONS	2008-09	3,024.1	151.2					3,175.3							
TOTAL TONS	2007-08	2,203.6	64.8	15.8	5.6	1.1			2,290.8						
TOTAL TONS	2006-07	494.6		30.9			22.3			547.8					
TOTAL TH.CASES	2008-09	593.7	10.1								603.7				
TOTAL TH.CASES	2007-08	408.4	4.3	1.3	1.1	0.3						415.4			
TOTAL TH.CASES	2006-07	97.2		1.7			2.3								101.3

## Main Varieties Detail

Season 2008/2009 (Tons)

EXPORTER	GRAPE	GRAPE	GRAPE	GRAPE	GRAPE	GRAPE	ORANGE	ORANGE	GRAPE	GRAPE	GRAPE	GRAPE	GRAPE	GRAPE	
	THOMPSON	R. GLOBE	SUGARONE	CRIMSON	FLAME SDL	NOT DEF	SP. NAVEL	LANE LATE	RIBIER	BICOLOR	RUBY SDL	WV. BEAUTY	AUT. RY.	T.SDL	
Cerro Campanario Ltda. Soc. Agríc.	524.7			36.7	59.8										
La Cantera, Aaricola	157.6	65.5					79.9	71.3							
South Pacific Ltda. Soc. Agr.	61.1	23.1	86.4	144.7		43.1								8.4	
Aaricola Plaza Vieia Ltda.	37.4	249.2	11.8	21.6	35.0										
Quinta Fruit Ltda.	40.8	134.2	35.7	3.0					31.4						
Fruta Austral Exp. Ltda	91.1		93.5	17.9	8.9	11.4									
Guillermo Prohens Sommella S.A.	139.8														
Others	751.5	629.4	349.6	260.7	188.7	103.4	79.9	71.3	46.5	35.7	18.4	10.5	8.7		

## Main Species Detail

Season 2008/2009 (Tons)

EXPORTER		APPLE	AVOCADO	GRAPE	PEAR	NECTARIN	PLUM	BLUEB	KIWIS	TOTAL TONS			TOTAL TH.CASES		
										2008-09	2007-08	2006-07	2008-09	2007-08	2006-07
Greenvic Comercial S.A.		1,476.2	235.5	255.9	281.3	91.3	51.0	0.5		2,391.7	2,702.4	4,392.8	228.1	254.5	412.2
Propal S.A., Exportadora			261.0							261.0	461.4	412.8	46.5	84.5	81.4
Santa Elena S.A., Exportadora				218.7						218.7			42.2		
Santa Cruz S.A., Exportadora			169.5							169.5	145.5	240.0	34.1	26.0	49.2
Cabifrut S.A.			103.5							103.5	103.4	145.2	19.0	18.7	29.2
TOTAL TONS	2008-09	1,476.2	769.6	474.6	281.3	91.3	51.0	0.5		3,144.5					
TOTAL TONS	2007-08	1,657.3	1,044.3	207.6	420.6	68.0	15.0				3,412.7				
TOTAL TONS	2006-07	2,439.9	1,368.7	382.4	857.5	57.3	127.6	0.5	24.0			5,266.5			
TOTAL TH.CASES	2008-09	85.3	148.0	89.7	19.7	16.6	10.2	0.3					369.8		
TOTAL TH.CASES	2007-08	94.3	204.1	41.0	28.9	12.4	3.0							383.7	
TOTAL TH.CASES	2006-07	141.9	267.6	73.5	57.2	10.4	25.0	0.4	2.4						581.4

## Main Varieties Detail

Season 2008/2009 (Tons)

EXPORTER	APPLE	AVOCADO	APPLE	APPLE	PEAR	GRAPE	GRAPE	GRAPE	PLUM	PEAR	NECTARIN	NECTARIN	NECTARIN	GRAPE
	RY. GALA	HASS	C. PINK	GRANNIES	D'ANJOU	THOMPSON	CRIMSON	SUPERIOR	ANGELINO	NOT DEF	ART. SNOW	SM. BR.	SP. BRIGHT	NOT DEF
Greenvic Comercial S.A.	873.6	235.5	302.5	299.4	261.4	83.9	83.3	67.9	34.0	19.9	16.5	13.8	13.1	11.4
Propal S.A., Exportadora		261.0												
Santa Elena S.A., Exportadora						113.6	105.1							
Santa Cruz S.A., Exportadora		169.5												
Cabifrut S.A.		103.5												



ICA Sverige AB  
 Phone: 46 (8) 561 50000  
 Fax: 46 (8) 561 51318  
 e-mail: info@ica.se  
 Contact: John Rishton

[www.ica.se](http://www.ica.se)  
 Svetsarvägen 16  
 171 93 Solna  
 Sweden



### Main Species Detail

Season 2008/2009 (Tons)

EXPORTER	APPLE	AVOCADO	KIWIS	GRAPE	TOTAL TONS			TOTAL TH.CASES		
					2008-09	2007-08	2006-07	2008-09	2007-08	2006-07
Copefrut S.A.	1,345.8		93.6		1,439.4			97.1		
David del Curto S.A.	730.2				730.2	140.0	94.9	44.4	11.2	5.8
Proopal S.A., Exportadora		337.9			337.9	359.0	232.4	84.5	89.8	58.1
San Clemente S.A., Exp.	204.9				204.9			16.2		
Santa Cruz S.A., Exportadora		131.3			131.3	171.7	130.6	32.8	42.8	32.6
Oranik Time SPA	64.2				64.2			3.5		
Gestión de Export. Frut. S.A.(Gesex)				53.4	53.4			9.9		
Maana Tradino S.A., Exportadora	53.4				53.4			4.1		
Cabifrut S.A.		42.2			42.2	84.5	164.7	10.6	21.1	31.7
<b>TOTAL TONS</b>	<b>2008-09</b>	<b>2,398.5</b>	<b>511.4</b>	<b>93.6</b>	<b>53.4</b>	<b>3,056.9</b>				
<b>TOTAL TONS</b>	<b>2007-08</b>	<b>140.0</b>	<b>615.2</b>				<b>755.2</b>			
<b>TOTAL TONS</b>	<b>2006-07</b>	<b>94.9</b>	<b>527.7</b>					<b>622.6</b>		
<b>TOTAL TH.CASES</b>	<b>2008-09</b>	<b>153.7</b>	<b>127.9</b>	<b>11.7</b>	<b>9.9</b>				<b>303.1</b>	
<b>TOTAL TH.CASES</b>	<b>2007-08</b>	<b>11.2</b>	<b>153.7</b>						<b>164.9</b>	
<b>TOTAL TH.CASES</b>	<b>2006-07</b>	<b>5.8</b>	<b>122.4</b>							<b>128.2</b>

### Main Varieties Detail

Season 2008/2009 (Tons)


EXPORTER	APPLE	AVOCADO	APPLE	APPLE	APPLE	KIWIS	GRAPE
	RY. GALA	HASS	NOT DEF	GRANNIES	PINK L.	HAYWARD	CRIMSON
Copefrut S.A.	741.4		336.2	189.3	79.0	93.6	
David del Curto S.A.	626.6			42.3	61.3		
Proopal S.A., Exportadora		337.9					
San Clemente S.A., Exp.	141.2				63.7		
Santa Cruz S.A., Exportadora		131.3					
Oranik Time SPA	47.9			16.3			
Gestión de Export. Frut. S.A.(Gesex)							53.4
Others	869.0	511.4		58.6	125.0		53.4

Alfred Price & Sons Ltd.

Phone: 44 (151) 549 2233  
 Fax: 44 (151) 549 2244  
 e-mail: aprice@alfredprice.co.uk  
 Contact: Simon Price

[www.alfredprice.co.uk](http://www.alfredprice.co.uk)

Penrhyn Road, Knowsley Business Park  
 Knowsley L34 9HY, Merseyside  
 United Kingdom



### Main Species Detail

Season 2008/2009 (Tons)

EXPORTER	GRAPE	PLUM	APPLE	CLEMINT	TOTAL TONS			TOTAL TH.CASES		
					2008-09	2007-08	2006-07	2008-09	2007-08	2006-07
Santa Elena S.A., Exportadora	811.3				811.3	915.7	481.8	101.8	116.8	55.2
Luis Felipe Edwards, Fruticola. Ltda	587.0				587.0	1,193.4	1,514.9	79.4	149.0	194.0
Rucarav S.A., Exportadora v Servicios	223.6	12.8			236.4	198.7	197.7	37.8	35.5	37.3
Sapel Ltda, Exportadora		225.8			225.8	190.5	226.7	37.6	29.5	31.7
David del Curto S.A.	105.3	107.8			213.0	104.9	46.8	40.2	18.7	9.4
Passalacqua C., Daniella A.	210.2				210.2			24.8		
Convalis S.A., Exportadora	198.4				198.4			21.7		
Maana Tradino S.A., Exportadora	161.4		21.4		182.8	163.7		32.7	29.4	
Others	316.8			20.6	337.4	1,264.7	1,933.3	49.5	199.5	240.2
<b>TOTAL TONS</b>	<b>2008-09</b>	<b>2,613.9</b>	<b>346.3</b>	<b>21.4</b>	<b>20.6</b>	<b>3,002.3</b>				
<b>TOTAL TONS</b>	<b>2007-08</b>	<b>3,556.2</b>	<b>454.0</b>	<b>21.4</b>			<b>4,031.6</b>			
<b>TOTAL TONS</b>	<b>2006-07</b>	<b>3,144.4</b>	<b>570.3</b>	<b>299.2</b>	<b>387.4</b>			<b>4,401.3</b>		
<b>TOTAL TH.CASES</b>	<b>2008-09</b>	<b>363.1</b>	<b>59.9</b>	<b>1.2</b>	<b>1.3</b>				<b>425.5</b>	
<b>TOTAL TH.CASES</b>	<b>2007-08</b>	<b>502.6</b>	<b>74.7</b>	<b>1.2</b>					<b>578.4</b>	
<b>TOTAL TH.CASES</b>	<b>2006-07</b>	<b>445.5</b>	<b>79.9</b>	<b>16.5</b>	<b>25.8</b>					<b>567.6</b>

### Main Varieties Detail

Season 2008/2009 (Tons)

EXPORTER	GRAPE	GRAPE	GRAPE	PLUM	GRAPE	GRAPE	PLUM	PLUM	APPLE	CLEMINT	PLUM	PLUM	GRAPE	PLUM
	CRIMSON	THOMPSON	SUGRAONE	ANGELENO	FLAME SDL	SUPERIOR	RED HEART	LARRY ANN	GRANNIES	CLEMENUL	AUT. BT.	R. LYON	NOT DEF	ROYSUM
Santa Elena S.A., Exportadora	199.0	471.3	38.0		57.6	45.4								
Luis Felipe Edwards, Fruticola. Ltda	587.0													
Rucarav S.A., Exportadora v Servicios	38.4	82.8	44.0	12.8	58.4									
Sapel Ltda, Exportadora				168.8			43.9	13.2						
David del Curto S.A.	53.1	52.2		72.3				15.5			18.0	2.0		
Passalacqua C., Daniella A.	49.9	136.7	15.5		8.1									
Convalis S.A., Exportadora	54.0	86.8	56.8		0.8									
Others	948.4	557.2	228.5	253.8	67.3		43.9	28.6	21.4	20.6	18.0	2.0	1.2	

EUROPEAN IMPORTERS





[www.produceworld.com](http://www.produceworld.com)  
 Silvertown House Orion Avenue  
 Great Blakenham, Suffolk IP6 0LW  
 United Kingdom

British & Brazilian Produce Ltd.  
 Phone: 44 (1473) 835640  
 Fax: 44 (1449) 711764  
 e-mail: [ben.clapham@produceworld.co.uk](mailto:ben.clapham@produceworld.co.uk)  
 Contact: Benjamin Clapham

### Main Species Detail

Season 2008/2009 (Tons)

EXPORTER	GRAPE	PLUM	NECTARIN	PEACH	TOTAL TONS			TOTAL TH.CASES		
					2008-09	2007-08	2006-07	2008-09	2007-08	2006-07
Santa Elena S.A., Exportadora	2.914.4				2.914.4	950.8		452.2	110.3	
Aconcaqua Ltda. Exp. (Aconex)		20.2				20.2		2.2		
Frucentro S.A.			7.2	4.3	11.5			1.9		
San Fco. Lo Garces, Soc. Ltda.			1.2	1.3	2.4			0.3		
Delifruit S.A.			2.1		2.1			0.3		
<b>TOTAL TONS</b>	<b>2008-09</b>	<b>2.914.4</b>	<b>20.2</b>	<b>10.5</b>	<b>5.6</b>	<b>2.950.6</b>				
<b>TOTAL TONS</b>	<b>2007-08</b>	<b>2.191.2</b>	<b>56.6</b>	<b>75.6</b>	<b>44.2</b>		<b>2.367.6</b>			
<b>TOTAL TONS</b>	<b>2006-07</b>	<b>1.414.4</b>	<b>42.4</b>	<b>47.7</b>	<b>30.9</b>			<b>1.535.4</b>		
<b>TOTAL TH.CASES</b>	<b>2008-09</b>	<b>452.2</b>	<b>2.2</b>	<b>1.7</b>	<b>0.7</b>			<b>456.8</b>		
<b>TOTAL TH.CASES</b>	<b>2007-08</b>	<b>310.5</b>	<b>10.6</b>	<b>10.5</b>	<b>7.7</b>				<b>339.4</b>	
<b>TOTAL TH.CASES</b>	<b>2006-07</b>	<b>195.7</b>	<b>6.4</b>	<b>16.0</b>	<b>10.4</b>					<b>228.5</b>

### Main Varieties Detail

Season 2008/2009 (Tons)

EXPORTER	GRAPE	GRAPE	GRAPE	GRAPE	GRAPE	GRAPE	GRAPE	PLUM	GRAPE	NECTARIN	PEACH	GRAPE	PLUM	GRAPE
	THOMPSON	CRIMSON	FLAME SDL	NOT DEF	AUT. RY.	SUPERIOR	MUSC ROS	CONTANZA	SUGRAONE	NOT DEF	NOT DEF	MUSC. SDL	LARRY ANN	MUSC. SEED
Santa Elena S.A., Exportadora	1.444.8	1.076.3	125.6	69.8	64.4	63.0	51.6		19.0					
Aconcaqua Ltda. Exp. (Aconex)								20.2						
Frucentro S.A.										7.2	4.3			
San Fco. Lo Garces, Soc. Ltda.										1.2	1.3			
Delifruit S.A.										2.1				



[www.leopelsimport.com](http://www.leopelsimport.com)  
 Marconistraat 16  
 3029 AK Rotterdam  
 The Netherlands

Leo Pels Import B.V.  
 Phone: 31 (10) 4765464  
 Fax: 31 (10) 4767989  
 e-mail: [leopels@leopelsimport.com](mailto:leopels@leopelsimport.com)  
 Contact: Leo Pels

### Main Species Detail

Season 2008/2009 (Tons)

EXPORTER	GRAPE	PEAR	APPLE	PLUM	KIWIS	NECTARIN	PEACH	CHERRY	TOTAL TONS			TOTAL TH.CASES		
									2008-09	2007-08	2006-07	2008-09	2007-08	2006-07
Cerro Campanario Ltda. Soc. Aaric.	988.0								988.0	605.7	409.9	175.7	106.9	57.8
Frutexport S.A.	87.1	270.5	21.2						378.8	420.7	263.7	34.7	42.1	27.6
Quilaco S.A., Agroindustrias	345.2								345.2	311.4	222.5	53.2	59.3	43.4
Jaime Bosh B e Hijos Cia. Ltda.	81.0		148.1		89.6				318.7	401.6	628.8	35.2	34.1	55.6
Frucentro S.A.	181.8			77.1		36.9			295.7	250.1	270.1	61.6	51.3	52.2
Scramble Ltda., Ases. e Inv.	218.4								218.4			27.0		
Rauco Ltda., Exportadora, Exportadora, E	82.9								82.9			10.1		
Guillermo Prohens Sommella S.A.	76.3								76.3	254.1	88.6	16.2	56.2	10.8
Others	33.0	24.5	42.8	46.5					146.8	490.6	474.9	17.0	71.7	63.1
<b>TOTAL TONS</b>	<b>2008-09</b>	<b>2.093.8</b>	<b>295.0</b>	<b>212.1</b>	<b>123.6</b>	<b>89.6</b>	<b>36.9</b>		<b>2.850.9</b>					
<b>TOTAL TONS</b>	<b>2007-08</b>	<b>1.640.5</b>	<b>318.5</b>	<b>407.5</b>	<b>197.4</b>	<b>110.9</b>	<b>37.3</b>	<b>19.0</b>		<b>2.734.2</b>				
<b>TOTAL TONS</b>	<b>2006-07</b>	<b>1.101.6</b>	<b>300.6</b>	<b>526.6</b>	<b>241.4</b>	<b>134.4</b>	<b>31.9</b>	<b>13.6</b>			<b>2.358.5</b>			
<b>TOTAL TH.CASES</b>	<b>2008-09</b>	<b>360.3</b>	<b>20.0</b>	<b>11.8</b>	<b>22.9</b>	<b>9.0</b>	<b>6.8</b>					<b>430.8</b>		
<b>TOTAL TH.CASES</b>	<b>2007-08</b>	<b>317.6</b>	<b>23.6</b>	<b>22.6</b>	<b>35.9</b>	<b>11.1</b>	<b>6.5</b>	<b>3.6</b>	<b>0.6</b>				<b>421.6</b>	
<b>TOTAL TH.CASES</b>	<b>2006-07</b>	<b>189.5</b>	<b>20.3</b>	<b>29.2</b>	<b>46.6</b>	<b>13.4</b>	<b>6.7</b>	<b>2.5</b>						<b>310.5</b>

### Main Varieties Detail

Season 2008/2009 (Tons)

EXPORTER	GRAPE	PEAR	GRAPE	GRAPE	GRAPE	KIWIS	APPLE	APPLE	PLUM	PEAR	PLUM	APPLE	GRAPE	PLUM
	THOMPSON	PACKHAMS	R. GLOBE	CRIMSON	FLAME SDL	HAYWARD	RED CHIEF	GRANNIES	LARRY ANN	NOT DEF	ROYSUM	FUJI	NOT DEF	FORTUNE
Cerro Campanario Ltda. Soc. Aaric.	751.6		7.3	103.5	97.5								28.1	
Frutexport S.A.	70.3	211.2		15.1			21.2			45.1			1.7	
Quilaco S.A., Agroindustrias	185.1		144.4											
Jaime Bosh B e Hijos Cia. Ltda.	81.0					89.6	43.3	21.2				39.2		
Frucentro S.A.	180.5								44.0		7.2			25.1
Scramble Ltda., Ases. e Inv.	209.6													
Rauco Ltda., Exportadora, Exportadora, E	82.9													
Others	885.8	211.2	164.1	15.1		89.6	64.5	64.0	47.4	45.1	44.9	39.2	3.1	25.1



Palmar Corporation

Phone: 7 (812) 3261317

Fax: 7 (812) 3261307

[www.palmar.com](http://www.palmar.com)

Of 424 B6 Proletarskoy. Dictatory SQ.

193124 St. Petersburg

Russia



## Main Species Detail

Season 2008/2009 (Tons)

EXPORTER	APPLE	PEAR	GRAPE	PLUM	TOTAL TONS			TOTAL TH.CASES		
					2008-09	2007-08	2006-07	2008-09	2007-08	2006-07
Cerro Pogui Ltda., Exportadora	1.775.7	529.9	522.7		2.828.3	3.610.3	3.060.9	190.7	239.4	234.6
<b>TOTAL TONS</b>	<b>2008-09</b>	<b>1.775.7</b>	<b>529.9</b>	<b>522.7</b>	<b>2.828.3</b>					
<b>TOTAL TONS</b>	<b>2007-08</b>	<b>2.450.6</b>	<b>549.9</b>	<b>609.8</b>		<b>3.610.3</b>				
<b>TOTAL TONS</b>	<b>2006-07</b>	<b>1.758.8</b>	<b>307.4</b>	<b>960.0</b>	<b>34.7</b>		<b>3.060.9</b>			
<b>TOTAL TH.CASES</b>	<b>2008-09</b>	<b>97.5</b>	<b>29.4</b>	<b>63.7</b>				<b>190.7</b>		
<b>TOTAL TH.CASES</b>	<b>2007-08</b>	<b>134.4</b>	<b>30.7</b>	<b>74.4</b>					<b>239.4</b>	
<b>TOTAL TH.CASES</b>	<b>2006-07</b>	<b>96.6</b>	<b>17.0</b>	<b>117.1</b>	<b>3.9</b>					<b>234.6</b>

## Main Varieties Detail

Season 2008/2009 (Tons)

EXPORTER	APPLE	PEAR	GRAPE	APPLE	GRAPE	PEAR	GRAPE	PEAR	PEAR	PEAR	APPLE	GRAPE	GRAPE	PEAR
	GRANNIES	RICH. D.	PACKHAMS	R. GLOBE	RY. GALA	SUGRAONE	BARTL. V.	THOMPSON	W. BOSCH	D'ANJOU	GOLDEN	B. ITALIA	RED SOL	BOSCH
Cerro Pogui Ltda., Exportadora	1.058.7	476.2	365.2	314.9	220.3	126.0	85.2	44.9	38.0	34.6	20.5	18.9	18.1	6.9

Poupart Limited

Phone: 44 (1992) 473024

Fax: 44 (1992) 450915

e-mail: [jonathan.olins@poupart.co.uk](mailto:jonathan.olins@poupart.co.uk)

Contact: Jonathan Olins

[www.poupart.co.uk](http://www.poupart.co.uk)

Turnford Place, Great Cambridge Road

Turnford, Broxbourne, Herts, EN10 6NH

United Kingdom



## Main Species Detail

Season 2008/2009 (Tons)

EXPORTER	APPLE	GRAPE	KIWIS	PLUM	NECTARIN	PEAR	PEACH	CHERRY	TOTAL TONS			TOTAL TH.CASES		
									2008-09	2007-08	2006-07	2008-09	2007-08	2006-07
AMS Family S.A., Comercial	1.109.1			41.4					1.150.5	962.6	852.8	92.6	100.5	87.6
Dole Chile S.A.	423.2	42.4	50.7					0.6	517.0	96.7		54.2	6.1	
Subsole S.A., Exportadora		211.7	96.1						307.8	239.7	82.7	68.4	60.0	19.5
Copefrut S.A.	156.4		60.2	53.0					269.7	738.6	793.6	34.9	81.5	67.2
David del Curto S.A.	52.8	16.1		7.2	50.8	21.6	18.4	2.0	168.9	73.9	109.7	19.7	10.1	21.1
San Clemente S.A., Exp.	119.3								119.3			8.2		
Inver.Agricola Buenos Aires S.A.	102.5								102.5	122.5	39.0	5.9	9.4	3.0
El Escorial Fundo		91.2							91.2	63.0	237.9	19.4	13.0	49.0
Others		24.5				20.4			44.9	456.0	300.7	8.1	95.6	46.1
<b>TOTAL TONS</b>	<b>2008-09</b>	<b>1.963.3</b>	<b>385.9</b>	<b>207.0</b>	<b>101.6</b>	<b>50.8</b>	<b>42.0</b>	<b>18.4</b>	<b>2.6</b>	<b>2.771.7</b>				
<b>TOTAL TONS</b>	<b>2007-08</b>	<b>1.510.8</b>	<b>634.0</b>	<b>143.9</b>	<b>303.6</b>	<b>11.9</b>			<b>148.4</b>		<b>2.752.9</b>			
<b>TOTAL TONS</b>	<b>2006-07</b>	<b>1.506.4</b>	<b>476.2</b>	<b>91.3</b>	<b>175.3</b>	<b>23.9</b>		<b>0.2</b>	<b>0.8</b>			<b>2.416.4</b>		
<b>TOTAL TH.CASES</b>	<b>2008-09</b>	<b>141.0</b>	<b>82.7</b>	<b>52.2</b>	<b>20.0</b>	<b>7.4</b>	<b>4.8</b>	<b>2.4</b>	<b>0.7</b>				<b>311.3</b>	
<b>TOTAL TH.CASES</b>	<b>2007-08</b>	<b>110.2</b>	<b>135.7</b>	<b>42.3</b>	<b>56.1</b>	<b>2.2</b>			<b>29.7</b>					<b>376.3</b>
<b>TOTAL TH.CASES</b>	<b>2006-07</b>	<b>113.1</b>	<b>100.1</b>	<b>28.0</b>	<b>32.5</b>	<b>4.4</b>		<b>0.05</b>	<b>0.3</b>					<b>293.5</b>

## Main Varieties Detail

Season 2008/2009 (Tons)

EXPORTER	APPLE	APPLE	APPLE	GRAPE	KIWIS	APPLE	APPLE	GRAPE	APPLE	PLUM	GRAPE	PLUM	APPLE	GRAPE
	C. PINK	BRAEBURN	RY. GALA	CRIMSON	HAYWARD	GRANNIES	NOT DEF	THOMPSON	RICH. D.	NOT DEF	PRN. SEED.	FORTUNE	PINK L.	SUGRAONE
AMS Family S.A., Comercial	612.0	368.0	68.8			38.8						41.4		
Dole Chile S.A.	16.3	88.9	194.0		50.7	91.6		33.8					32.5	
Subsole S.A., Exportadora				169.1	96.1			12.7						18.8
Copefrut S.A.		18.2	98.4		41.3	15.3	18.3		4.4	53.0				
David del Curto S.A.	10.2		6.9	6.9		13.1		8.6	10.5					
San Clemente S.A., Exp.		119.3												
Inver.Agricola Buenos Aires S.A.							61.4		41.2					
Others	26.4	226.4	299.4	195.8	188.1	120.0	79.6	70.5	56.0	53.0	46.1		32.5	27.0



JLM Produce Ltd.  
 Global House Rear, 38-40 High Street, West Kent BR4 0NJ, England  
 Phone: 44 (020) 87763005  
 Fax: 44 (020) 87763000  
 United Kingdom Contact: A Johnson

### Main Species Detail

Season 2008/2009 (Tons)

EXPORTER	GRAPE	PLUM	NECTARIN	APPLE	CHERRY	RASPB	CLEMENT	KIWIS	TOTAL TONS			TOTAL TH.CASES		
									2008-09	2007-08	2006-07	2008-09	2007-08	2006-07
Contador Frutos S.A.	1.204.2								1.204.2	794.4	526.7	184.3	112.4	65.6
Passalacqua C., Daniella A.	412.7								412.7	412.8	818.5	82.5	83.2	151.5
Soc. Agric. Comercial Ltda. (Aricom)		297.3	8.3						305.6	104.8		42.2	12.9	
Green Valley Ltda., Exportadora	166.5								166.5	207.4	86.3	36.7	40.3	13.1
Quilaco S.A., Agroindustrias	143.8								143.8	78.3		32.0	17.4	
Bauza Export Ltda.	129.3								129.3	118.5	110.0	25.2	21.3	20.8
Lo Castillo Exportaciones Ltda.	103.3								103.3	126.3		21.1	26.3	
Desarrollo Agrario S.A.	90.3								90.3	26.3	9.8	18.9	5.8	1.3
Others	179.0								179.0	1.156.6	1.318.9	38.4	212.7	185.8
<b>TOTAL TONS</b>	<b>2008-09</b>	<b>2.429.0</b>	<b>297.3</b>	<b>8.3</b>					<b>2.734.6</b>					
<b>TOTAL TONS</b>	<b>2007-08</b>	<b>2.710.1</b>	<b>295.1</b>		<b>11.2</b>	<b>5.4</b>	<b>3.6</b>			<b>3.025.3</b>				
<b>TOTAL TONS</b>	<b>2006-07</b>	<b>2.182.6</b>	<b>313.3</b>	<b>8.6</b>	<b>210.7</b>	<b>30.9</b>		<b>105.0</b>	<b>17.1</b>		<b>2.870.2</b>			
<b>TOTAL TH.CASES</b>	<b>2008-09</b>	<b>439.0</b>	<b>41.3</b>	<b>0.9</b>								<b>481.3</b>		
<b>TOTAL TH.CASES</b>	<b>2007-08</b>	<b>487.1</b>	<b>40.7</b>		<b>2.8</b>	<b>1.1</b>	<b>0.7</b>						<b>532.3</b>	
<b>TOTAL TH.CASES</b>	<b>2006-07</b>	<b>362.8</b>	<b>46.3</b>	<b>1.2</b>	<b>11.6</b>	<b>6.2</b>		<b>7.0</b>	<b>2.9</b>					<b>438.2</b>

### Main Varieties Detail

Season 2008/2009 (Tons)

EXPORTER	GRAPE	GRAPE	GRAPE	PLUM	GRAPE	GRAPE	PLUM	GRAPE	GRAPE	PLUM	GRAPE	GRAPE	PLUM	GRAPE
	R. GLOBE	CRIMSON	THOMPSON	ANGELEVO	FLAME SDI	SUCRAONE	NOT DEF	NOT DEF	SUPER FL.	FRIAR	ROYAL R.	AUT. RY.	LARODA	RUBY SDI
Contador Frutos S.A.	722.4	309.0	100.0		69.3	3.6								
Passalacqua C., Daniella A.	33.9	51.6	228.8		18.1	45.4		3.4	28.1				3.4	
Soc. Agric. Comercial Ltda. (Aricom)				216.3			30.8			28.0				16.9
Green Valley Ltda., Exportadora		115.7	24.4			14.4		12.0						
Quilaco S.A., Agroindustrias		10.8	133.0											
Bauza Export Ltda.		48.2	62.1					14.4				4.6		
Lo Castillo Exportaciones Ltda.		24.9	24.5		5.8	6.3				19.9				16.1
Others	50.0	389.8	557.8	216.3	36.8	72.4	30.8	29.8	28.1	28.0	19.9	18.4	16.9	16.1



[www.roveg.nl](http://www.roveg.nl)  
 Nijverheidsweg 20  
 2742 RG Waddinxveen  
 The Netherlands

Roveg Fruit B.V.  
 Phone: 31 (10) 4400777  
 Fax: 31 (10) 4400775  
 e-mail: herold@roveg.nl  
 Contact: Herold Hage

### Main Species Detail

Season 2008/2009 (Tons)

EXPORTER	KIWIS	APPLE	GRAPE	PEAR	PLUM	NECTARIN	BLUEB	PEACH	TOTAL TONS			TOTAL TH.CASES		
									2008-09	2007-08	2006-07	2008-09	2007-08	2006-07
Meyer Ltda., Exportaciones	922.2	247.1	116.1						1.290.0	2.251.4	1.314.6	120.3	212.4	131.9
San Fernando S.A., Frutera (Frusan)		385.8	324.6	130.5	17.5				899.5	317.9	30.2	91.3	37.9	5.6
Arcicola Los Mavos Ltda.					96.6	66.0		54.9	219.4	112.2	9.0	48.7	23.3	2.4
Tío Plaza Ltda., Arcicola		99.9							99.9	175.6		14.1	21.7	
Exo Sudterra Frut S.A.			63.0						63.0	25.0		11.8	3.8	
Sun Belle Berries S.A.							58.8		58.8			33.6		
Surfrut Fresh S.A.	22.4								46.4	52.2	18.7	8.1	10.8	3.7
Arcifruta S.A.									10.1	693.7	637.0	4.0	90.1	80.7
<b>TOTAL TONS</b>	<b>2008-09</b>	<b>944.6</b>	<b>632.9</b>	<b>603.7</b>	<b>130.5</b>	<b>114.1</b>	<b>66.0</b>	<b>58.8</b>	<b>54.9</b>	<b>2.687.1</b>				
<b>TOTAL TONS</b>	<b>2007-08</b>	<b>1.229.3</b>	<b>597.0</b>	<b>949.5</b>	<b>94.2</b>	<b>292.3</b>	<b>200.0</b>	<b>10.9</b>	<b>167.3</b>		<b>3.640.1</b>			
<b>TOTAL TONS</b>	<b>2006-07</b>	<b>781.8</b>	<b>186.0</b>	<b>821.8</b>	<b>75.2</b>	<b>88.1</b>	<b>65.5</b>	<b>17.6</b>	<b>24.3</b>			<b>2.126.2</b>		
<b>TOTAL TH.CASES</b>	<b>2008-09</b>	<b>94.5</b>	<b>34.4</b>	<b>85.4</b>	<b>13.1</b>	<b>28.7</b>	<b>12.5</b>	<b>33.6</b>	<b>10.6</b>			<b>332.0</b>		
<b>TOTAL TH.CASES</b>	<b>2007-08</b>	<b>123.2</b>	<b>31.8</b>	<b>121.7</b>	<b>8.5</b>	<b>41.8</b>	<b>29.9</b>	<b>6.0</b>	<b>23.8</b>				<b>406.9</b>	
<b>TOTAL TH.CASES</b>	<b>2006-07</b>	<b>78.2</b>	<b>10.0</b>	<b>106.5</b>	<b>4.4</b>	<b>14.3</b>	<b>8.0</b>	<b>9.7</b>	<b>3.5</b>					<b>249.2</b>

### Main Varieties Detail

Season 2008/2009 (Tons)

EXPORTER	KIWIS	GRAPE	APPLE	APPLE	GRAPE	APPLE	BLUEB	PEAR	PLUM	PEAR	CHERRY	NECTARIN	PLUM	QUINCE
	HAYWARD	R. GLOBE	RICH. D.	GRANNIES	THOMPSON	RY. GALA	NOT DEF	R. BARTL.	NOT DEF	FORELLE	BING	R. CAROL	LARRY ANN	CHAMPION
Meyer Ltda., Exportaciones	922.2	56.4	157.0	12.9	39.9	64.3					4.6			
San Fernando S.A., Frutera (Frusan)		267.2	82.8	197.3	57.4	85.7		51.0		32.5	10.9			25.1
Arcicola Los Mavos Ltda.									46.2			30.4	25.5	
Tío Plaza Ltda., Arcicola		46.0			52.5									
Exo Sudterra Frut S.A.		9.7			41.3									
Sun Belle Berries S.A.							58.8							
Surfrut Fresh S.A.	22.4										5.6			
Arcifruta S.A.											10.1			

Sife S.P.A

Phone: 39 (049) 8703000

Fax: 39 (049) 8701777

e-mail: pidabello@sife.it

Contact: Piero Dal Bello

[www.bananelola.com](http://www.bananelola.com)

Corso Stati Uniti 23 D/E/F

30127 Padova

Italy

**SIFE**spa

## Main Species Detail

Season 2008/2009 (Tons)

EXPORTER	PEAR	KIWIS	APPLE	GRAPE	PLUM	CHERRY	NECTARIN	APRICOT	TOTAL TONS			TOTAL TH.CASES		
									2008-09	2007-08	2006-07	2008-09	2007-08	2006-07
San Fernando S.A., Frutera (Frusan)	1.368.5	316.0	154.7	62.9	94.5	11.9		0.3	2.008.9	1.722.1	1.820.7	217.4	187.3	205.6
Atlas S.A., Exportadora	89.9			139.7					229.6	126.9	244.5	34.3	15.1	24.2
C v D Internacional S.A.		96.0	74.1		5.3		5.9		181.3	146.1	183.8	19.9	15.4	19.4
Sofruco Alimentos Ltda.	48.0	43.2						0.6	91.8	158.6	144.7	9.4	16.2	14.7
<b>TOTAL TONS</b>	<b>2008-09</b>	<b>1.506.4</b>	<b>455.2</b>	<b>228.8</b>	<b>202.6</b>	<b>99.8</b>	<b>11.9</b>	<b>5.9</b>	<b>0.9</b>	<b>2.511.6</b>				
<b>TOTAL TONS</b>	<b>2007-08</b>	<b>1.142.0</b>	<b>416.6</b>	<b>373.6</b>	<b>201.6</b>	<b>74.6</b>					<b>2.220.5</b>			
<b>TOTAL TONS</b>	<b>2006-07</b>	<b>881.3</b>	<b>576.3</b>	<b>591.1</b>	<b>226.3</b>	<b>102.6</b>						<b>2.416.1</b>		
<b>TOTAL TH.CASES</b>	<b>2008-09</b>	<b>148.8</b>	<b>45.5</b>	<b>22.0</b>	<b>40.9</b>	<b>20.0</b>	<b>2.4</b>	<b>1.0</b>	<b>0.3</b>				<b>281.0</b>	
<b>TOTAL TH.CASES</b>	<b>2007-08</b>	<b>114.7</b>	<b>41.7</b>	<b>35.9</b>	<b>34.4</b>	<b>14.9</b>								<b>244.6</b>
<b>TOTAL TH.CASES</b>	<b>2006-07</b>	<b>90.6</b>	<b>57.6</b>	<b>50.0</b>	<b>41.1</b>	<b>20.5</b>								<b>265.1</b>

## Main Varieties Detail

Season 2008/2009 (Tons)

EXPORTER	PEAR	KIWIS	PEAR	PEAR	GRAPE	APPLE	APPLE	APPLE	GRAPE	PEAR	PLUM	PEAR	PEAR	
	ABATE FT.	HAYWARD	PACKHAMS	R. BARTL.	R. GLOBE	GRANNIES	RY. GALA	RED CHIEF	RIBIER	RED WILL.	ANGELENO	LARRY ANN	FORELLE	KAISER
San Fernando S.A., Frutera (Frusan)	909.6	316.0	261.7	113.8	51.3	90.1	64.6		11.6		46.9	40.8	32.5	30.0
Atlas S.A., Exportadora				89.9	85.6				38.4					
C v D Internacional S.A.		96.0						55.6				5.3		
Sofruco Alimentos Ltda.		43.2								48.0				

Coo. Gran Frutta Zani

Phone: 39 (0546) 695211

Fax: 39 (0546) 41079

e-mail: zani@mbox.dinamica.it


Contact: Sandro Zani

[www.granfruttazani.it](http://www.granfruttazani.it)

Via Monte S. Andrea n° 4

48019 Granarolo Faentino. Ravenna

Italy



## Main Species Detail

Season 2008/2009 (Tons)

EXPORTER	KIWIS	PEAR	APPLE	TOTAL TONS			TOTAL TH.CASES		
				2008-09	2007-08	2006-07	2008-09	2007-08	2006-07
Scramble Ltda., Ases. e Inv.	558.1	295.9	123.6	977.6			84.0		
San Fernando S.A., Frutera (Frusan)	256.3	219.9	202.2	678.5	385.5	479.4	54.0	27.2	33.6
Cerro Poqui Ltda., Exportadora	259.4	138.2	235.4	633.0	700.6	562.9	46.8	52.5	35.8
Sofruco Alimentos Ltda.	20.8	72.0		92.8	233.7	155.7	6.1	22.5	11.4
Soc. Agric. Comercial Ltda. (Agricom)			34.1	34.1	85.6	21.4	2.6	4.7	1.2
<b>TOTAL TONS</b>	<b>2008-09</b>	<b>1.094.6</b>	<b>726.1</b>	<b>595.3</b>	<b>2.415.9</b>				
<b>TOTAL TONS</b>	<b>2007-08</b>	<b>1.005.3</b>	<b>468.0</b>	<b>613.6</b>		<b>2.086.9</b>			
<b>TOTAL TONS</b>	<b>2006-07</b>	<b>558.7</b>	<b>501.2</b>	<b>712.9</b>			<b>1.772.8</b>		
<b>TOTAL TH.CASES</b>	<b>2008-09</b>	<b>109.5</b>	<b>48.6</b>	<b>35.4</b>				<b>193.5</b>	
<b>TOTAL TH.CASES</b>	<b>2007-08</b>	<b>100.5</b>	<b>31.0</b>	<b>34.6</b>					<b>166.2</b>
<b>TOTAL TH.CASES</b>	<b>2006-07</b>	<b>55.9</b>	<b>35.5</b>	<b>39.2</b>					<b>130.6</b>

## Main Varieties Detail

Season 2008/2009 (Tons)

EXPORTER	KIWIS	PEAR	APPLE	APPLE	PEAR	APPLE	PEAR	APPLE	PEAR	PEAR	PEAR	APPLE	PEAR	PEAR
	HAYWARD	PACKHAMS	RY. GALA	GRANNIES	ABATE FT.	PINK L.	D'ANJOU	RED CHIEF	BOSC	COSCIA	KAISER	RICH. D.	R. BARTL.	NOT DEF.
Scramble Ltda., Ases. e Inv.	558.1	209.7	76.4	21.4	39.2			17.8		25.9				21.2
San Fernando S.A., Frutera (Frusan)	256.3		44.1	66.1	112.0	70.0	36.9			17.2	32.3	22.1	21.6	
Cerro Poqui Ltda., Exportadora	259.4	115.2	122.3	73.4			23.0	39.7						
Sofruco Alimentos Ltda.	20.8	25.9							46.1					
Soc. Agric. Comercial Ltda. (Agricom)						34.1								

### Main Species Detail

Season 2008/2009 (Tons)

EXPORTER	APPLE	PEAR	GRAPE	PLUM	KIWIS	NASHI	NECTARIN	CHERRY	TOTAL TONS			TOTAL TH.CASES		
									2008-09	2007-08	2006-07	2008-09	2007-08	2006-07
Geofrut S.A.	592.7	427.3	35.1	108.7		25.5			1,189.2	2,237.0	1,836.2	93.9	242.7	216.0
Río Claro Ltda. Soc. Frutera	363.9								363.9	680.6	763.1	20.0	37.4	41.9
Terramater S.A.	341.4								341.4	694.8	491.4	18.8	38.9	27.7
Hacienda Chorombo S.A.			186.0						186.0			40.4		
Comexport Ltda.	84.6	24.0							108.6			6.2		
Ecoaustral Ltda.					86.0			2.4	88.4	753.7		9.1	58.9	
Cincosur Ltda.	21.4						18.4		39.8	21.4		3.4	1.2	
Fresh Land Chile S.A.			16.0						16.0			2.6		
Aronencios Valles del Norte Ltda			13.0						13.0			2.9		
<b>TOTAL TONS</b>	<b>2008-09</b>	<b>1,403.9</b>	<b>451.3</b>	<b>250.1</b>	<b>108.7</b>	<b>86.0</b>	<b>25.5</b>	<b>18.4</b>	<b>2,346.2</b>					
<b>TOTAL TONS</b>	<b>2007-08</b>	<b>2,338.0</b>	<b>667.3</b>	<b>1,192.2</b>	<b>452.1</b>	<b>563.0</b>		<b>32.8</b>		<b>5,276.0</b>				
<b>TOTAL TONS</b>	<b>2006-07</b>	<b>2,018.4</b>	<b>1,212.7</b>	<b>607.5</b>	<b>293.3</b>	<b>216.4</b>		<b>133.6</b>			<b>4,482.0</b>			
<b>TOTAL TH.CASES</b>	<b>2008-09</b>	<b>77.5</b>	<b>29.8</b>	<b>53.6</b>	<b>21.7</b>	<b>8.6</b>	<b>3.2</b>	<b>2.2</b>	<b>0.5</b>			<b>197.2</b>		
<b>TOTAL TH.CASES</b>	<b>2007-08</b>	<b>128.8</b>	<b>44.5</b>	<b>217.8</b>	<b>90.4</b>	<b>56.3</b>		<b>6.6</b>	<b>0.1</b>				<b>550.5</b>	
<b>TOTAL TH.CASES</b>	<b>2006-07</b>	<b>110.6</b>	<b>80.7</b>	<b>108.0</b>	<b>57.8</b>	<b>21.6</b>		<b>24.6</b>						<b>403.4</b>

### Main Varieties Detail

Season 2008/2009 (Tons)

EXPORTER	APPLE	PEAR	GRAPE	APPLE	APPLE	KIWIS	PLUM	APPLE	APPLE	GRAPE	PLUM	APPLE	APPLE	NECTARIN
	GRANNIES	PACKHAMS	THOMPSON	RY. GALA	NOT DEF	HAYWARD	ANGELENO	TOP RED	SUP. CHIEF	CRIMSON	RED HEART	R.K.O	RICH. D.	SUP. AUG.
Geofrut S.A.	389.1	427.3	28.8	122.4	64.8		70.6			0.2	38.1			
Río Claro Ltda. Soc. Frutera	349.6			14.3										
Terramater S.A.	135.6			20.4	21.4			66.2	58.1			28.5		
Hacienda Chorombo S.A.			132.5							40.3				
Comexport Ltda.	84.6	24.0												
Ecoaustral Ltda.						86.0								
Cincosur Ltda.													21.4	18.2
Others	569.7	24.0	161.4	34.7	21.4	86.0		66.2	58.1	40.3		28.5	21.4	18.2


 103009 Moscow  
 Russia

 Soyus  
 Phone: 7 (095) 2999555  
 Fax: 7 (095) 9728731

### Main Species Detail

Season 2008/2009 (Tons)

EXPORTER	GRAPE	APPLE	KIWIS	PGRANAT.	PLUM	TOTAL TONS			TOTAL TH.CASES		
						2008-09	2007-08	2006-07	2008-09	2007-08	2006-07
Canta Rana S.A. Agr. Forest.	1,185.6					1,185.6	1,475.6	635.8	144.6	180.0	77.5
Unifrutti Traders Ltda.	604.8	275.7	213.5	23.5	20.8	1,138.3	408.4		117.8	53.3	
<b>TOTAL TONS</b>	<b>2008-09</b>	<b>1,790.4</b>	<b>275.7</b>	<b>213.5</b>	<b>23.5</b>	<b>2,323.9</b>					
<b>TOTAL TONS</b>	<b>2007-08</b>	<b>1,856.4</b>			<b>27.6</b>	<b>1,884.0</b>					
<b>TOTAL TONS</b>	<b>2006-07</b>	<b>865.8</b>					<b>865.8</b>				
<b>TOTAL TH.CASES</b>	<b>2008-09</b>	<b>218.3</b>	<b>14.8</b>	<b>21.4</b>	<b>5.9</b>	<b>2.1</b>			<b>262.4</b>		
<b>TOTAL TH.CASES</b>	<b>2007-08</b>	<b>226.4</b>			<b>6.9</b>				<b>233.3</b>		
<b>TOTAL TH.CASES</b>	<b>2006-07</b>	<b>105.6</b>									<b>105.6</b>

### Main Varieties Detail

Season 2008/2009 (Tons)

EXPORTER	GRAPE	GRAPE	APPLE	KIWIS	GRAPE	PGRANAT.	PLUM	APPLE	APPLE	GRAPE	GRAPE	GRAPE	GRAPE
	R. GLOBE	THOMPSON	GRANNIES	HAYWARD	CRIMSON	WONDERF.	LARRY ANN	G. SMOOT.	RY. GALA	AUT. RY.	BLACK SDL	SUGRADNE	REGAL
Canta Rana S.A. Agr. Forest.	861.2	162.3			150.4							11.8	
Unifrutti Traders Ltda.	202.0	336.0	240.0	213.5	53.0	23.5	20.8	18.0	17.6	13.9			



## Fresh-Connection Fruchtimport GmbH

Phone: 49 (40) 2866890

Fax: 49 (40) 28668910

e-mail: missler@fresh-connection.com

Contact: Rolf Missler

Kattjahren 4

D - 22359 Hamburg

Germany



### Main Species Detail

Season 2008/2009 (Tons)

EXPORTER	APPLE	GRAPE	PEAR	NECTARIN	PLUM	KIWIS	TOTAL TONS			TOTAL TH.CASES		
							2008-09	2007-08	2006-07	2008-09	2007-08	2006-07
San Fernando S.A., Frutera (Frusan)	690.4	309.5	379.4		7.6		1,386.9	1,724.5	1,865.8	138.2	171.3	188.9
Pataonia Export S.A.	477.7	47.2					524.9	131.6	126.6	39.2	17.7	7.0
C v D Internacional S.A.	63.7	92.8		76.0			232.5	368.6	300.2	33.3	38.9	31.7
Easter Island S.A.		155.7					155.7	54.2	49.1	34.6	12.2	10.9
<b>TOTAL TONS</b>	<b>2008-09</b>	<b>1,231.8</b>	<b>605.2</b>	<b>379.4</b>	<b>76.0</b>	<b>7.6</b>	<b>2,300.0</b>					
<b>TOTAL TONS</b>	<b>2007-08</b>	<b>992.5</b>	<b>512.8</b>	<b>663.4</b>	<b>75.7</b>	<b>34.6</b>		<b>2,278.9</b>				
<b>TOTAL TONS</b>	<b>2006-07</b>	<b>1,123.2</b>	<b>452.0</b>	<b>661.6</b>	<b>80.9</b>		<b>24.0</b>		<b>2,341.8</b>			
<b>TOTAL TH.CASES</b>	<b>2008-09</b>	<b>75.0</b>	<b>122.9</b>	<b>33.1</b>	<b>12.9</b>	<b>1.5</b>				<b>245.3</b>		
<b>TOTAL TH.CASES</b>	<b>2007-08</b>	<b>56.6</b>	<b>102.6</b>	<b>61.4</b>	<b>12.6</b>	<b>6.9</b>					<b>240.2</b>	
<b>TOTAL TH.CASES</b>	<b>2006-07</b>	<b>69.1</b>	<b>89.3</b>	<b>64.2</b>	<b>13.5</b>		<b>2.4</b>					<b>238.5</b>

### Main Varieties Detail

Season 2008/2009 (Tons)

EXPORTER	APPLE	GRAPE	APPLE	PEAR	APPLE	PEAR	APPLE	GRAPE	GRAPE	APPLE	NECTARIN	PEAR	APPLE	APPLE
	RY. GALA	THOMPSON	GRANNIES	ABATE FT.	BRAEBURN	PACKHAMS	RICH. D.	SUGRAONE	CRIMSON	C. PINK	F. SWET	RED SENS.	ELSTAR	NOT DEF
San Fernando S.A., Frutera (Frusan)	285.3	174.3	140.8	209.5	158.3	146.4		32.9	95.7	63.5		23.5	21.2	21.2
Pataonia Export S.A.	220.4	47.2	94.2		35.8		127.3							
C v D Internacional S.A.	21.4		21.4					79.6	13.2	20.9	29.2			
Easter Island S.A.		155.7												

## European Produce Co (EPCO) Ltd.

Phone: 44 (1622) 832456

Fax: 44 (1622) 833020

Wheelbarrow Park Pattenden Lane

Tonbridge TN12 9QS, Kent

United Kingdom



### Main Species Detail

Season 2008/2009 (Tons)

EXPORTER	APPLE	KIWIS	GRAPE	ORANGE	PLUM	PEAR	CLEMINT	CHERRY	TOTAL TONS			TOTAL TH.CASES			
									2008-09	2007-08	2006-07	2008-09	2007-08	2006-07	
AMS Family S.A., Comercial	958.4				116.0					1,074.4	936.2	627.7	92.1	94.8	56.9
San Clemente S.A., Exp.	393.7		13.5							407.2			28.9		
Trinidad Exports S.A.	16.8	140.1	16.6			22.2				195.7			38.0		
Comercial SM Plus Ltda.	103.1	44.8								147.9			10.6		
Soc. Agric. Comercial Ltda. (Agricom)				144.8						144.8			9.5		
Dole Chile S.A.	135.2									135.2		3.0	10.3		0.6
San Luis de Yáquil S. A. (Johnsonfruit)			67.9							67.9			15.1		
Comercial Prontoexport Ltda.			43.5							43.5			9.3		
Others	21.4		40.4							61.8	241.0	615.0	10.2	18.0	53.4
<b>TOTAL TONS</b>	<b>2008-09</b>	<b>1,628.6</b>	<b>184.9</b>	<b>181.8</b>	<b>144.8</b>	<b>116.0</b>	<b>22.2</b>			<b>2,278.3</b>					
<b>TOTAL TONS</b>	<b>2007-08</b>	<b>946.4</b>		<b>10.8</b>		<b>178.1</b>		<b>39.0</b>	<b>2.9</b>		<b>1,177.3</b>				
<b>TOTAL TONS</b>	<b>2006-07</b>	<b>1,025.5</b>		<b>10.6</b>		<b>145.5</b>						<b>1,245.7</b>			
<b>TOTAL TH.CASES</b>	<b>2008-09</b>	<b>114.7</b>	<b>35.2</b>	<b>40.1</b>	<b>9.5</b>	<b>22.3</b>	<b>2.2</b>						<b>224.0</b>		
<b>TOTAL TH.CASES</b>	<b>2007-08</b>	<b>72.8</b>		<b>2.4</b>		<b>34.4</b>		<b>2.6</b>	<b>0.6</b>					<b>112.8</b>	
<b>TOTAL TH.CASES</b>	<b>2006-07</b>	<b>72.2</b>		<b>2.3</b>		<b>26.3</b>									<b>110.9</b>

### Main Varieties Detail

Season 2008/2009 (Tons)

EXPORTER	APPLE	APPLE	APPLE	APPLE	KIWIS	ORANGE	GRAPE	PLUM	GRAPE	APPLE	PLUM	ORANGE	PEAR	APPLE
	BRAEBURN	C. PINK	RY. GALA	GRANNIES	HAYWARD	LANE LATE	THOMPSON	FORTUNE	SUGRAONE	PINK L.	LARRY ANN	NAVELS	FORELLE	NOT DEF
AMS Family S.A., Comercial	365.6	311.2	172.3	104.7				60.3			34.8			
San Clemente S.A., Exp.	161.2	20.7	102.5	88.0					13.5	21.4				
Trinidad Exports S.A.					140.1		9.4						22.2	16.8
Comercial SM Plus Ltda.	59.6	21.4			44.8					22.1				
Soc. Agric. Comercial Ltda. (Agricom)						102.1						30.0		
Dole Chile S.A.		16.3	32.5	86.4										
San Luis de Yáquil S. A. (Johnsonfruit)							29.5		29.6					
Others	242.3	58.3	135.0	174.4	184.9	102.1	98.8		55.4	43.5		30.0	22.2	16.8



**www.vandijkfoods.be**  
Kempenaerestraat 50  
2860 Sint Katelijne Waver  
Belgium

Van Dijk Foods Belgium N.V.  
Phone: 32 (15) 556561  
Fax: 32 (15) 556566  
e-mail: jos@vandijkfoods.be  
Contact: Jos Janssens

## Main Species Detail

Season 2008/2009 (Tons)

EXPORTER	APPLE	PLUM	PEAR	NECTARIN	KIWIS	GRAPE	ORANGE	CHERRY	TOTAL TONS			TOTAL TH.CASES			
									2008-09	2007-08	2006-07	2008-09	2007-08	2006-07	
Greenvic Comercial S.A.	707.5	163.9	193.1	187.5	120.0	88.9				1.460.9	955.3	1.016.0	164.6	96.7	106.6
Copefrut S.A.	384.4	93.6	51.6							529.6	767.1	751.3	46.9	76.6	82.9
APF Export S.A.	284.6									284.6	322.3	333.3	29.4	32.0	30.0
<b>TOTAL TONS</b>	<b>2008-09</b>	<b>1.376.5</b>	<b>257.5</b>	<b>244.7</b>	<b>187.5</b>	<b>120.0</b>	<b>88.9</b>			<b>2.275.1</b>					
<b>TOTAL TONS</b>	<b>2007-08</b>	<b>1.342.3</b>	<b>240.5</b>	<b>145.1</b>	<b>280.0</b>	<b>144.0</b>	<b>140.8</b>	<b>39.0</b>			<b>2.331.6</b>				
<b>TOTAL TONS</b>	<b>2006-07</b>	<b>1.245.0</b>	<b>347.6</b>	<b>215.3</b>	<b>187.1</b>	<b>96.0</b>	<b>9.7</b>		<b>0.5</b>			<b>2.101.2</b>			
<b>TOTAL TH.CASES</b>	<b>2008-09</b>	<b>110.4</b>	<b>49.6</b>	<b>17.1</b>	<b>34.1</b>	<b>12.0</b>	<b>17.7</b>						<b>240.9</b>		
<b>TOTAL TH.CASES</b>	<b>2007-08</b>	<b>101.2</b>	<b>48.1</b>	<b>10.2</b>	<b>53.1</b>	<b>14.4</b>	<b>25.6</b>	<b>2.6</b>						<b>255.2</b>	
<b>TOTAL TH.CASES</b>	<b>2006-07</b>	<b>90.2</b>	<b>69.5</b>	<b>14.3</b>	<b>34.0</b>	<b>9.6</b>	<b>1.8</b>		<b>0.3</b>						<b>219.7</b>

## Main Varieties Detail

Season 2008/2009 (Tons)

EXPORTER	APPLE	PEAR	APPLE	KIWIS	PLUM	GRAPE	APPLE	PEAR	APPLE	NECTARIN	PLUM	PLUM		
	PINK L.	GRANNIES	PACKHAMS	RY. GALA	HAYWARD	NOT DEF	THOMPSON	RED CHIEF	NOT DEF	NOT DEF	ART. SNOW	SM. BR.	FORTUNE	ANGELINO
Greenvic Comercial S.A.	281.5	283.9	179.6	118.2	120.0	23.2	74.0			21.2	23.9	21.3	20.0	19.9
Copefrut S.A.	78.9	217.9		18.0		93.6		52.9	51.6	16.8				
APF Export S.A.	263.2	13.3		8.2										



Trade Import Company Ltd.  
Russia

## Main Species Detail

Season 2008/2009 (Tons)

EXPORTER	APPLE	GRAPE	KIWIS	NECTARIN	PEACH	PLUM	TONS	TH.CAS
							2008-09	2008-09
Ecoastral Ltda.	150.1		224.5				374.6	30.7
Oppenheimer Chile Ltda. Serv. Agric.	189.9	32.3	62.4				284.6	20.7
Gonzazari S.A. Exportadora	271.5						271.5	14.8
Contador Frutos S.A.		232.1					232.1	28.3
Fantuzzi Villasante Ltda. (Exportal)		80.0		64.6	53.4	15.6	213.5	24.4
Orion Pacific Internacional. Inc.	196.2						196.2	10.8
Aldunate Ltda. Exportadora		150.8					150.8	18.4
Wiesner S.A. Patricio	125.4						125.4	6.8
Others	17.8	205.7	179.7			9.4	412.6	46.3
<b>TOTAL TONS</b>	<b>2008-09</b>	<b>951.0</b>	<b>701.0</b>	<b>466.6</b>	<b>64.6</b>	<b>53.4</b>	<b>25.0</b>	<b>2.261.4</b>
<b>TOTAL TH.CASES</b>	<b>2008-09</b>	<b>52.1</b>	<b>86.7</b>	<b>46.7</b>	<b>7.2</b>	<b>5.9</b>	<b>2.6</b>	<b>201.2</b>

## Main Varieties Detail

Season 2008/2009 (Tons)

EXPORTER	APPLE	KIWIS	GRAPE	GRAPE	APPLE	GRAPE	APPLE	NECTARIN	APPLE	GRAPE	APPLE	GRAPE	PEACH	PEACH
	GRANNIES	HAYWARD	THOMPSON	R. GLOBE	RICH. D.	CRIMSON	R. STARK	ART. SNOW	NOT DEF	BLACK SOL.	RY. GALA	AUT. RY.	SPT. SUN	SW. SPT.
Ecoastral Ltda.	150.1	224.5												
Oppenheimer Chile Ltda. Serv. Agric.	166.7	62.4		15.7	19.7						3.5			
Gonzazari S.A. Exportadora	39.6				86.5		82.0		35.7		27.6			
Contador Frutos S.A.				141.4		90.8								
Fantuzzi Villasante Ltda. (Exportal)				16.5				64.6		35.4		28.1	25.3	18.7
Orion Pacific Internacional. Inc.	196.2													
Aldunate Ltda. Exportadora			129.1	19.2		2.5								
Others	438.2	242.1	288.8	208.6	195.4	123.5	82.0	64.6	35.7	35.4	31.2	28.1	25.3	18.7

Andrés Báez González S.A.

Phone: 34 (922) 227203

Fax: 34 (922) 227207

e-mail: andresjose@abaez.com

Contact: Andres Baez

Urb. El Mayorazgo. Mercatenerife, Nave 5C

38108 Moraditas de Taco, Santa Cruz de Tenerife

Spain



### Main Species Detail

Season 2008/2009 (Tons)

EXPORTER	APPLE	PEAR	GRAPE	KIWIS	NECTARIN	PLUM	PEACH	CHERRY	TOTAL TONS			TOTAL TH.CASES		
									2008-09	2007-08	2006-07	2008-09	2007-08	2006-07
Dole Chile S.A.	1,007.3	431.4	221.5	179.2	128.7	104.7	54.7	21.3	2,189.6	3,188.4	3,629.7	186.9	267.5	273.9
Fresh Land Chile S.A.	21.1	27.9	15.8						64.8	61.5		9.2	10.1	
TOTAL TONS	2008-09	1,028.5	459.3	237.4	179.2	128.7	104.7	21.3	2,254.4					
TOTAL TONS	2007-08	1,560.0	682.8	243.7	290.7	149.4	124.8	37.3		3,249.9				
TOTAL TONS	2006-07	2,449.1	343.1	302.2	191.7	119.5	99.1	78.3			3,629.7			
TOTAL TH.CASES	2008-09	58.3	41.4	30.3	17.9	15.2	12.9	6.5				196.0		
TOTAL TH.CASES	2007-08	86.8	62.9	30.4	29.5	19.1	16.0	17.2					277.6	
TOTAL TH.CASES	2006-07	145.2	30.3	36.9	19.2	14.0	12.7	9.1						273.9

### Main Varieties Detail

Season 2008/2009 (Tons)

EXPORTER	APPLE	APPLE	PEAR	KIWIS	GRAPE	PEAR	APPLE	APPLE	PEAR	APPLE	NECTARIN	APPLE	PLUM	PLUM	
	RY. GALA	R. STARK	PACKHAMS	HAYWARD	R. GLOBE	ERCOLINI	GRANNIES	RICH. D.	R. BARTL.	FUJI	AUG. FIRE	PINK L.	ANGELINO	LARRY ANN	
Dole Chile S.A.	438.3	249.2	201.9	179.2	173.8	117.3	112.0		85.7	85.0	73.4	51.0	48.8	42.8	41.4
Fresh Land Chile S.A.						27.9									

Agroeco

Russia



### Main Species Detail

Season 2008/2009 (Tons)

EXPORTER	APPLE	GRAPE	PCRNAT.	KIWIS	PEAR	TOTAL TONS		TOTAL TH.CASES	
						2008-09	2007-08	2008-09	2007-08
Unifrutti Traders Ltda.	1,272.4	602.9	136.4	134.4	66.6	2,212.7	1,811.5	197.8	158.8
TOTAL TONS	2008-09	1,272.4	602.9	136.4	134.4	66.6	2,212.7		
TOTAL TONS	2007-08	1,016.6	589.7	69.2	22.4	136.7	1,834.5		
TOTAL TH.CASES	2008-09	70.2	73.5	33.9	13.4	6.7		197.8	
TOTAL TH.CASES	2007-08	55.9	71.9	17.3	2.2	12.6			160.0

### Main Varieties Detail

Season 2008/2009 (Tons)

EXPORTER	APPLE	GRAPE	APPLE	GRAPE	APPLE	GRAPE	PCRNAT.	KIWIS	APPLE	APPLE	PEAR	APPLE	GRAPE	GRAPE
	GRANNIES	R. GLOBE	RICH. D.	THOMPSON	RY. GALA	AUT. RY.	WONDERF.	HAYWARD	RED CHIEF	C. PINK	ABATE FT.	G. SMOOT.	CRIMSON	REGAL
Unifrutti Traders Ltda.	617.7	229.5	219.2	184.7	156.0	144.1	136.4	134.4	124.6	118.1	66.6	36.8	30.7	13.9





Zenalco S.A.  
 Centro Comercial Plaza Mar 2, La Goteta Phone: 34 (96) 5220013  
 03106 Alicante  
 Spain

### Main Species Detail

Season 2008/2009 (Tons)

EXPORTER	APPLE	GRAPE	ORANGE	PEAR	AVOCADO	TOTAL TONS			TOTAL TH.CASES		
						2008-09	2007-08	2006-07	2008-09	2007-08	2006-07
Soc. Agric. Comercial Ltda. (Aoricom)	506.2	604.6				1,110.8	654.3	234.8	101.7	58.3	32.1
Atlas S.A., Exportadora	63.6	272.3				335.9	658.1	876.9	36.7	74.2	98.1
Proanal S.A., Exportadora			272.3			272.3	666.4	503.4	17.0	40.0	29.8
San Fernando S.A., Frutera (Frusan)	152.0			47.6		199.6			13.1		
Aorisouth Estates Chile S.A.	166.1					166.1			11.2		
Polar Fruit International S.A.	75.5					75.5			7.1		
<b>TOTAL TONS</b>	<b>2008-09</b>	<b>963.4</b>	<b>876.9</b>	<b>272.3</b>	<b>47.6</b>	<b>2,160.2</b>					
<b>TOTAL TONS</b>	<b>2007-08</b>	<b>440.2</b>	<b>911.2</b>	<b>666.4</b>			<b>2,017.9</b>				
<b>TOTAL TONS</b>	<b>2006-07</b>	<b>142.3</b>	<b>911.7</b>	<b>503.4</b>	<b>57.6</b>			<b>1,615.1</b>			
<b>TOTAL TH.CASES</b>	<b>2008-09</b>	<b>58.2</b>	<b>106.9</b>	<b>17.0</b>	<b>4.8</b>				<b>186.8</b>		
<b>TOTAL TH.CASES</b>	<b>2007-08</b>	<b>24.8</b>	<b>111.1</b>	<b>40.0</b>						<b>175.8</b>	
<b>TOTAL TH.CASES</b>	<b>2006-07</b>	<b>8.6</b>	<b>111.1</b>	<b>29.8</b>		<b>10.5</b>					<b>160.0</b>

### Main Varieties Detail

Season 2008/2009 (Tons)

EXPORTER	APPLE	GRAPE	ORANGE	APPLE	GRAPE	APPLE	GRAPE	APPLE	GRAPE	PEAR	ORANGE	GRAPE	APPLE	ORANGE
	RY. GALA	R. GLOBE	LANE LATE	RICH. D.	THOMPSON	GRANNIES	NOT DEF	RED CHIEF	RIBIER	ABATE FT.	AT. NAVEL	SUGRADNE	R.K.O	PAR. WASH.
Soc. Agric. Comercial Ltda. (Aoricom)	398.5	360.1			139.0	72.4	88.6	35.4				16.8		
Atlas S.A., Exportadora	47.4	217.6						10.1	54.8				3.1	
Proanal S.A., Exportadora			234.0								33.9			2.8
San Fernando S.A., Frutera (Frusan)	77.1			28.5		46.4				47.6				
Aorisouth Estates Chile S.A.	58.7			96.2		11.2								
Polar Fruit International S.A.	21.9			38.7		1.8		13.2						



[www.dole.de](http://www.dole.de)  
 Stadtdeich 7D  
 Postfach 100 366 20002 Hamburg  
 Germany

Dole Fresh Fruit Europe  
 Phone: 49 (40) 329060  
 Fax: 49 (40) 32906269  
 e-mail: communication@eu.dole.com  
 Contact: Sven Matthies

### Main Species Detail

Season 2008/2009 (Tons)

EXPORTER	APPLE	KIWIS	GRAPE	PEAR	PLUM	AVOCADO	ORANGE	TOTAL TONS			TOTAL TH.CASES		
								2008-09	2007-08	2006-07	2008-09	2007-08	2006-07
Dole Chile S.A.	1,783.7	153.6	18.6	16.6	16.0			1,988.5	8,279.5	6,044.0	130.6	654.5	522.3
San Clemente S.A., Exp.	124.8							124.8			7.2		
<b>TOTAL TONS</b>	<b>2008-09</b>	<b>1,908.5</b>	<b>153.6</b>	<b>18.6</b>	<b>16.0</b>			<b>2,113.4</b>					
<b>TOTAL TONS</b>	<b>2007-08</b>	<b>5,565.6</b>	<b>474.5</b>	<b>970.3</b>	<b>1,269.1</b>				<b>8,279.5</b>				
<b>TOTAL TONS</b>	<b>2006-07</b>	<b>3,656.7</b>	<b>822.9</b>	<b>763.4</b>	<b>547.9</b>	<b>147.8</b>	<b>105.3</b>			<b>6,044.0</b>			
<b>TOTAL TH.CASES</b>	<b>2008-09</b>	<b>113.7</b>	<b>15.4</b>	<b>2.3</b>	<b>3.2</b>						<b>137.8</b>		
<b>TOTAL TH.CASES</b>	<b>2007-08</b>	<b>313.4</b>	<b>47.4</b>	<b>204.9</b>	<b>88.8</b>							<b>654.5</b>	
<b>TOTAL TH.CASES</b>	<b>2006-07</b>	<b>212.4</b>	<b>82.4</b>	<b>142.1</b>	<b>41.3</b>	<b>37.0</b>	<b>7.0</b>						<b>522.3</b>

### Main Varieties Detail

Season 2008/2009 (Tons)

EXPORTER	APPLE	APPLE	APPLE	APPLE	KIWIS	APPLE	APPLE	APPLE	GRAPE	PEAR	PLUM	GRAPE	PEAR	PEAR
	GRANNIES	RY. GALA	PINK L.	BRAEBURN	HAYWARD	RICH. D.	C. PINK	R. STARK	R. GLOBE	ERCOLINI	FRIAR	THOMPSON	PACKHAMS	ABATE FT.
Dole Chile S.A.	895.6	416.9	183.3	103.1	153.6	142.9		41.8	17.8	16.6	16.0	0.9		
San Clemente S.A., Exp.			3.1	78.0			43.8							

## Palacios Roca S.A.

Phone: 34 (91) 7856196

Fax: 34 (91) 5077225

e-mail: felixpalacios@palaciosroca.com

Contact: Felix Palacios

[www.palaciosroca.com](http://www.palaciosroca.com)

Mercamadrid Nave B, 5-13. P.Aux F3 Mod. 1-6

C.P. 28053. Madrid

Spain



### Main Species Detail

Season 2008/2009 (Tons)

EXPORTER	GRAPE	KIWIS	APPLE	PEAR	CHERRY	PEACH	NECTARIN	PLUMCOT	TOTAL TONS			TOTAL TH.CASES			
									2008-09	2007-08	2006-07	2008-09	2007-08	2006-07	
Scramble Ltda., Ases. e Inv.	987.1	519.7	201.5	165.6	70.6	43.0	25.4		2.012.8						
Ben David S.A. Exportadora		89.6			6.2				95.8	1.745.5	1.081.3	10.6	217.7	123.7	
<b>TOTAL TONS</b>	<b>2008-09</b>	<b>987.1</b>	<b>609.3</b>	<b>201.5</b>	<b>165.6</b>	<b>76.7</b>	<b>43.0</b>	<b>25.4</b>	<b>2.108.6</b>						
<b>TOTAL TONS</b>	<b>2007-08</b>	<b>819.0</b>	<b>545.0</b>	<b>221.3</b>	<b>106.6</b>	<b>32.1</b>	<b>43.0</b>	<b>0.9</b>		<b>1.767.8</b>					
<b>TOTAL TONS</b>	<b>2006-07</b>	<b>563.9</b>	<b>174.0</b>	<b>176.3</b>	<b>66.7</b>	<b>25.8</b>	<b>38.4</b>	<b>27.9</b>			<b>1.094.6</b>				
<b>TOTAL TH.CASES</b>	<b>2008-09</b>	<b>169.8</b>	<b>60.9</b>	<b>16.2</b>	<b>13.3</b>	<b>17.6</b>	<b>7.5</b>	<b>5.1</b>				<b>290.3</b>			
<b>TOTAL TH.CASES</b>	<b>2007-08</b>	<b>129.1</b>	<b>54.5</b>	<b>14.2</b>	<b>7.1</b>	<b>7.7</b>	<b>6.2</b>	<b>0.3</b>					<b>219.1</b>		
<b>TOTAL TH.CASES</b>	<b>2006-07</b>	<b>77.4</b>	<b>17.4</b>	<b>9.8</b>	<b>4.4</b>	<b>5.2</b>	<b>4.8</b>	<b>3.5</b>							<b>125.7</b>

### Main Varieties Detail

Season 2008/2009 (Tons)

EXPORTER	GRAPE	KIWIS	PEAR	APPLE	CHERRY	APPLE	APPLE	APPLE	PEACH	PEAR	NECTARIN	GRAPE	NECTARIN	PEACH
	R. GLOBE	HAYWARD	PACKHAMS	GRANNIES	BING	RED CHIEF	RICH. D.	NOT DEF.	EL. LADY	COSCIA	AUG. RED	NOT DEF.	SM. BR.	E RICH.
Scramble Ltda., Ases. e Inv.	977.4	519.7	148.6	107.1	70.5	42.5	29.6	19.6	18.9	17.0	11.8	9.7	9.2	9.1
Ben David S.A. Exportadora		89.6			6.2									

## Consofrut Polska SP.

Phone: 48 (12) 6508410

Fax: 48 (12) 2922712

e-mail: biuro@consofrut.pl

[www.consofrut.pl](http://www.consofrut.pl)

UL. Bartinkow 10 A

30-978 Krakow

Poland



### Main Species Detail

Season 2008/2009 (Tons)

EXPORTER	GRAPE	KIWIS	APPLE	CLEMINT	PEACH	PEAR	NECTARIN	PLUMCOT	TOTAL TONS		TOTAL TH.CASES	
									2008-09	2007-08	2008-09	2007-08
Verfrut S.A., Sociedad Exportadora	698.9	41.6	281.4	111.4			8.3		1.141.7		117.0	
Aconcaqua Ltda. Exp. (Aconex)	206.6	181.7	21.4		54.1	46.6	8.5	14.3	547.4	91.5	59.0	10.3
Los Lirios S.A., Exportadora	181.8	140.4	20.8			2.3			345.3		37.5	
David del Curto S.A.	68.9								68.9		8.4	
<b>TOTAL TONS</b>	<b>2008-09</b>	<b>1.156.2</b>	<b>363.7</b>	<b>323.6</b>	<b>111.4</b>	<b>54.1</b>	<b>48.9</b>	<b>16.8</b>	<b>2.103.2</b>			
<b>TOTAL TONS</b>	<b>2007-08</b>	<b>53.1</b>	<b>38.4</b>							<b>91.5</b>		
<b>TOTAL TH.CASES</b>	<b>2008-09</b>	<b>141.0</b>	<b>36.4</b>	<b>17.8</b>	<b>11.1</b>	<b>6.8</b>	<b>2.7</b>	<b>2.1</b>	<b>2.0</b>		<b>221.9</b>	
<b>TOTAL TH.CASES</b>	<b>2007-08</b>	<b>6.5</b>	<b>3.8</b>									<b>10.3</b>

### Main Varieties Detail

Season 2008/2009 (Tons)

EXPORTER	GRAPE	KIWIS	GRAPE	APPLE	CLEMINT	APPLE	PEAR	PEACH	APPLE	GRAPE	APPLE	GRAPE	PLUMCOT	PLUM
	R. GLOBE	HAYWARD	THOMPSON	GRANNIES	CLEMENUL	RED CHIEF	PACKHAMS	EL. LADY	RICH. D.	FLAME SGL	RY. GALA	NOT DEF.	DAP. DANDY	FORTUNE
Verfrut S.A., Sociedad Exportadora	516.5	41.6	182.3	190.3	111.4	62.5			28.6					
Aconcaqua Ltda. Exp. (Aconex)	33.5	181.7	138.4				46.6	45.9		24.8	21.4		14.3	14.1
Los Lirios S.A., Exportadora	148.2	140.4	15.9	12.7					8.0			17.7		
David del Curto S.A.	68.9													



000 Stroi Time  
Russia

## Main Species Detail

Season 2008/2009 (Tons)

EXPORTER	GRAPE	KIWIS	PLUM	APPLE	TONS		TH.CAS	
					2008-09	2008-09	2008-09	2008-09
Aqua Santa. Exportadora (Greentree)	836.6	351.2	55.2	31.2	1,274.2		135.9	
Soc. Agric. Comercial Ltda. (Auricom)	655.7		42.3		698.0		86.0	
Exser Ltda.	130.3				130.3		15.9	
<b>TOTAL TONS</b>	<b>2008-09</b>	<b>1,622.7</b>	<b>351.2</b>	<b>97.5</b>	<b>31.2</b>	<b>2,102.6</b>		
<b>TOTAL TH.CASES</b>	<b>2008-09</b>	<b>190.8</b>	<b>33.1</b>	<b>12.2</b>	<b>1.7</b>		<b>237.8</b>	



[www.harshagebauer.nl](http://www.harshagebauer.nl)

Transportweg 15  
2742 RH Waddinxveen  
The Netherlands

Hars & Hagebauer B.V.

Phone: 31 (180) 454012  
Fax: 31 (180) 454001  
e-mail: [info@harshagebauer.nl](mailto:info@harshagebauer.nl)  
Contact: Daaf van den Bulk

## Main Species Detail

Season 2008/2009 (Tons)

EXPORTER	GRAPE	GRAPEFR.	KIWIS	NECTARIN	PLUM	CHERRY	AVOCADO	CLEMENT	TOTAL TONS			TOTAL TH.CASES		
									2008-09	2007-08	2006-07	2008-09	2007-08	2006-07
Nutrafrut S.A.	833.0		56.6						889.7	70.5		161.7	8.6	
Idahue Chile	309.5								309.5	364.6		67.7	72.3	
Belco Ltda.	191.3								191.3			40.0		
Araucaria Exportaciones S.A.				88.3	52.2				140.6			25.1		
Hars & Hagebauer Ltda. (Chile)	131.6					1.6			133.2	101.7		25.1	15.1	
Others	289.5	98.8	36.0						424.3	1,189.9	1,464.9	77.0	238.8	237.0
<b>TOTAL TONS</b>	<b>2008-09</b>	<b>1,755.0</b>	<b>98.8</b>	<b>92.6</b>	<b>88.3</b>	<b>52.2</b>	<b>1.6</b>		<b>2,088.6</b>					
<b>TOTAL TONS</b>	<b>2007-08</b>	<b>1,405.0</b>		<b>234.0</b>		<b>66.6</b>		<b>21.1</b>		<b>1,726.7</b>				
<b>TOTAL TONS</b>	<b>2006-07</b>	<b>940.8</b>		<b>241.2</b>		<b>23.7</b>		<b>177.5</b>			<b>1,464.9</b>			
<b>TOTAL TH.CASES</b>	<b>2008-09</b>	<b>350.4</b>	<b>6.5</b>	<b>14.3</b>	<b>14.7</b>	<b>10.4</b>	<b>0.3</b>					<b>396.7</b>		
<b>TOTAL TH.CASES</b>	<b>2007-08</b>	<b>275.1</b>		<b>46.8</b>		<b>7.5</b>		<b>5.3</b>					<b>334.7</b>	
<b>TOTAL TH.CASES</b>	<b>2006-07</b>	<b>176.3</b>		<b>34.9</b>		<b>3.9</b>		<b>17.4</b>						<b>237.0</b>



1 Rue de la Corderie-Centra 344  
94586 Rungis Cedex  
France

Caposud SARL

Phone: 33 (1) 57021130  
Fax: 33 (1) 41809354  
e-mail: [egensac@caposud.fr](mailto:egensac@caposud.fr)  
Contact: Eric Gensac

## Main Species Detail

Season 2008/2009 (Tons)

EXPORTER	GRAPE	KIWIS	PLUM	APPLE	NECTARIN	PEACH	CHERRY	PEAR	TOTAL TONS		TOTAL TH.CASES	
									2008-09	2007-08	2008-09	2007-08
Copefrut S.A.		313.6	124.9	246.1	65.4	103.1	57.6	72.0	982.7	1,382.8	115.6	166.2
Frucentro S.A.	363.4		133.7		152.5	81.8	59.2		811.7	805.3	173.6	168.5
Exser Ltda.	155.7								155.7	100.4	27.6	22.5
Compañía Frutera del Norte S.A (CFN)	38.0		37.8				2.0		77.9	133.7	16.3	28.3
<b>TOTAL TONS</b>	<b>2008-09</b>	<b>557.1</b>	<b>313.6</b>	<b>296.5</b>	<b>246.1</b>	<b>217.9</b>	<b>184.9</b>	<b>118.8</b>	<b>72.0</b>	<b>2,028.0</b>		
<b>TOTAL TONS</b>	<b>2007-08</b>	<b>574.8</b>	<b>492.8</b>	<b>322.7</b>	<b>396.4</b>	<b>257.5</b>	<b>184.3</b>	<b>200.3</b>		<b>2,448.2</b>		
<b>TOTAL TH.CASES</b>	<b>2008-09</b>	<b>114.5</b>	<b>31.4</b>	<b>60.2</b>	<b>14.4</b>	<b>40.3</b>	<b>35.1</b>	<b>25.4</b>	<b>4.8</b>		<b>333.2</b>	
<b>TOTAL TH.CASES</b>	<b>2007-08</b>	<b>122.5</b>	<b>49.3</b>	<b>64.8</b>	<b>24.2</b>	<b>49.6</b>	<b>33.4</b>	<b>40.9</b>				<b>391.3</b>

## Vogelaar Vredehof B.V.

Phone: 31 (113) 397119  
 Fax: 31 (113) 397105  
 e-mail: info@vogelaar.com  
 Contact: K. Vogelaar

[www.vogelaar.com](http://www.vogelaar.com)

Oude Rijksw eg 13b  
 4413 NA Krabbendijke  
 The Netherlands

**Vogelaar  
 Vredehof bv**



## Main Species Detail

Season 2008/2009 (Tons)

EXPORTER		APPLE	PEAR	KIWIS	TOTAL TONS			TOTAL TH.CASES		
					2008-09	2007-08	2006-07	2008-09	2007-08	2006-07
Conefrut S.A.		848.7	46.1		894.8	920.9	643.0	53.1	54.5	37.0
David del Curto S.A.		591.6	37.4		629.0	832.7	508.8	39.2	54.3	33.4
Maona Tradino S.A., Exportadora		260.3	46.1		306.4			16.9		
San Clemente S.A., Exp.		131.8			131.8			7.2		
<b>TOTAL TONS</b>	<b>2008-09</b>	<b>1,832.4</b>	<b>129.6</b>		<b>1,962.0</b>					
<b>TOTAL TONS</b>	<b>2007-08</b>	<b>1,743.4</b>	<b>119.2</b>	<b>18.0</b>	<b>1,880.6</b>					
<b>TOTAL TONS</b>	<b>2006-07</b>	<b>1,060.0</b>	<b>225.6</b>				<b>1,285.6</b>			
<b>TOTAL TH.CASES</b>	<b>2008-09</b>	<b>106.8</b>	<b>9.7</b>					<b>116.5</b>		
<b>TOTAL TH.CASES</b>	<b>2007-08</b>	<b>106.1</b>	<b>9.0</b>	<b>1.8</b>					<b>116.9</b>	
<b>TOTAL TH.CASES</b>	<b>2006-07</b>	<b>62.9</b>	<b>14.8</b>							<b>77.7</b>

## 000 Importer

Russia



## Main Species Detail

Season 2008/2009 (Tons)

EXPORTER		GRAPE	APPLE	KIWIS	NECTARIN	PEAR	PLUM	PEACH	TONS		TH.CAS	
									2008-09	2008-09	2008-09	2008-09
Comexport Ltda.		346.6	111.1	78.2		69.4			605.3	60.3		
AMS Family S.A., Comercial			266.7				21.1		287.7	16.9		
Scramble Ltda., Ases. e Inv.		35.1	53.5	20.8	46.8			30.0	186.1	17.8		
Prize Ltda., Exportadora				98.0					98.0	9.8		
Arofruta Ltda.				62.4		13.8			76.2	7.0		
Others		317.0	217.1	101.1	41.2		21.2		697.5	67.8		
<b>TOTAL TONS</b>	<b>2008-09</b>	<b>698.6</b>	<b>648.4</b>	<b>360.6</b>	<b>88.0</b>	<b>83.2</b>	<b>42.2</b>	<b>30.0</b>	<b>1,950.9</b>			
<b>TOTAL TH.CASES</b>	<b>2008-09</b>	<b>85.1</b>	<b>35.5</b>	<b>36.5</b>	<b>9.8</b>	<b>4.6</b>	<b>4.9</b>	<b>3.3</b>				<b>179.6</b>

## Jaguar The Fresh Co. Ltd.

France



## Main Species Detail

Season 2008/2009 (Tons)

EXPORTER		APPLE	GRAPE	PLUM	ORANGE	PEAR	NECTARIN	GRAPEFR.	KIWIS	TOTAL TONS		TOTAL TH.CASES	
										2008-09	2007-08	2008-09	2007-08
Geofrut S.A.		610.8	491.6	262.5		168.8	52.6		22.4	1,617.5	13.7	200.3	2.7
Soc. Agric. Comercial Ltda. (Agricom)					254.1			50.8		305.0		20.3	
Rucarav S.A., Exportadora v Servicios			13.4							13.4		2.6	
Rovalsur S.A.										1.2		0.2	
<b>TOTAL TONS</b>	<b>2008-09</b>	<b>610.8</b>	<b>505.0</b>	<b>262.5</b>	<b>254.1</b>	<b>168.8</b>	<b>52.6</b>	<b>50.8</b>	<b>22.4</b>	<b>1,937.0</b>			
<b>TOTAL TONS</b>	<b>2007-08</b>										<b>13.7</b>		
<b>TOTAL TH.CASES</b>	<b>2008-09</b>	<b>33.9</b>	<b>91.9</b>	<b>51.4</b>	<b>16.7</b>	<b>11.3</b>	<b>10.5</b>	<b>3.6</b>	<b>2.2</b>			<b>223.4</b>	
<b>TOTAL TH.CASES</b>	<b>2007-08</b>												<b>2.7</b>



[www.zespri-europe.com](http://www.zespri-europe.com)

Mercamadrid Zona Comercial local 14 A  
28053 Madrid  
Spain

Zespri International (Europe)

Phone: 34 (91) 55079368  
Fax: 34 (91) 5079259  
e-mail: [spain@zespri-europe.com](mailto:spain@zespri-europe.com)  
Contact: Javier Jove

## Main Species Detail

Season 2008/2009 (Tons)

EXPORTER	KIWIS	TOTAL TONS			TOTAL TH.CASES		
		2008-09	2007-08	2006-07	2008-09	2007-08	2006-07
Prize Ltda., Exportadora	1.916.2	1.916.2	1.973.0	2.490.3	213.4	220.9	273.5
TOTAL TONS	2008-09	1.916.2					
TOTAL TONS	2007-08		1.973.0				
TOTAL TONS	2006-07			2.490.3			
TOTAL TH.CASES	2008-09	213.4			213.4		
TOTAL TH.CASES	2007-08					220.9	
TOTAL TH.CASES	2006-07						273.5



[www.dpsplc.com](http://www.dpsplc.com)

5 Calico House, Plantation Wharf  
London, SW11 3TN  
United Kingdom

Direct Produce Supplies PCL

Phone: 44 (20) 73504600  
Fax: 44 (20) 73504601  
e-mail: [fa@dpsplc.com](mailto:fa@dpsplc.com)  
Contact: Francisco Perez A.

## Main Species Detail

Season 2008/2009 (Tons)

EXPORTER	PLUM	KIWIS	NECTARIN	PEACH	RASPB	TOTAL TONS			TOTAL TH.CASES		
						2008-09	2007-08	2006-07	2008-09	2007-08	2006-07
Gestión de Export. Frut. S.A.(Gesex)	706.2		494.6	8.5		1.209.3	1.302.6	1.309.2	157.3	160.6	168.1
Subsole S.A., Exportadora		432.0				432.0	672.0	262.5	43.2	67.2	26.2
Greenvic Comercial S.A.		191.9				191.9	264.0	389.8	19.2	26.4	38.2
Meyer Ltda., Exportaciones		44.8				44.8	449.3		4.5	44.9	
TOTAL TONS	2008-09	706.2	668.7	494.6	8.5	1.878.0					
TOTAL TONS	2007-08	777.8	1.385.3	514.5	10.3		2.687.9				
TOTAL TONS	2006-07	895.0	429.0	631.5		6.0		1.961.5			
TOTAL TH.CASES	2008-09	80.7	66.9	75.4	1.3				224.2		
TOTAL TH.CASES	2007-08	81.1	138.5	78.0	1.5					299.2	
TOTAL TH.CASES	2006-07	95.6	42.9	93.3	0.8						232.5



Mercamadrid, Nave Aux. F4  
28053, Madrid  
Spain

Frutas Alba, S.A.

Phone: 34 (91) 507 4592  
Contact: Raúl Fernández

## Main Species Detail

Season 2008/2009 (Tons)

EXPORTER	APPLE	KIWIS	PLUM	NECTARIN	CHERRY	GRAPE	PEAR	PEACH	TOTAL TONS			TOTAL TH.CASES		
									2008-09	2007-08	2006-07	2008-09	2007-08	2006-07
Copefruit S.A.	724.3	561.2	230.0				24.2		1.539.8	1.862.7	2.761.3	155.6	191.6	287.7
San Fco. Lo Garcés, Soc. Ltda.				132.2	85.1	76.3		16.6	310.3	370.5	539.9	46.0	57.9	74.6
Soc. Agric. Comercial Ltda. (Aoricom)	20.6								20.6				1.1	
TOTAL TONS	2008-09	745.0	561.2	230.0	132.2	85.1	76.3	24.2	1.870.7					
TOTAL TONS	2007-08	1.071.8	480.0	289.7	150.2	114.3	98.0	22.1		2.233.2				
TOTAL TONS	2006-07	1.667.0	716.8	355.5	111.3	102.2	289.2	22.1			3.301.3			
TOTAL TH.CASES	2008-09	53.0	56.1	46.0	16.5	18.1	9.3	1.6				202.8		
TOTAL TH.CASES	2007-08	84.4	48.0	57.9	18.8	26.1	12.0	1.5					249.5	
TOTAL TH.CASES	2006-07	143.5	71.7	71.1	13.9	20.8	35.3	1.5						362.3

Trofi B.V.

Phone: 31 (180) 330822

Fax: 31 (180) 631424

e-mail: marc\_de\_Naeyer@trofi.nl

Contact: Marc de Naeyer /Angela Besselink

Containerweg 9

2742 RA Waddinxveen

The Netherlands



## Main Species Detail

Season 2008/2009 (Tons)

EXPORTER	GRAPE	APPLE	ORANGE	TOTAL TONS			TOTAL TH.CASES		
				2008-09	2007-08	2006-07	2008-09	2007-08	2006-07
Quilaco S.A., Agroindustrias	688.0			688.0	528.4	534.1	79.9	100.2	92.7
Passalacqua C., Daniella A.	364.4			364.4	525.7	28.6	57.3	97.7	4.2
Rio Claro Ltda, Soc. Frutera		278.2		278.2	534.3	368.9	15.3	29.4	20.3
Belco Ltda.	252.7			252.7			37.1		
Others	223.0		62.7	285.7	393.7	99.7	53.7	87.5	20.1
<b>TOTAL TONS</b>	<b>2008-09</b>	<b>1,528.1</b>	<b>278.2</b>	<b>62.7</b>	<b>1,869.0</b>				
<b>TOTAL TONS</b>	<b>2007-08</b>	<b>1,447.8</b>	<b>534.3</b>		<b>1,982.1</b>				
<b>TOTAL TONS</b>	<b>2006-07</b>	<b>662.3</b>	<b>368.9</b>			<b>1,031.2</b>			
<b>TOTAL TH.CASES</b>	<b>2008-09</b>	<b>223.8</b>	<b>15.3</b>	<b>4.2</b>			<b>243.3</b>		
<b>TOTAL TH.CASES</b>	<b>2007-08</b>	<b>285.3</b>	<b>29.4</b>					<b>314.7</b>	
<b>TOTAL TH.CASES</b>	<b>2006-07</b>	<b>117.0</b>	<b>20.3</b>						<b>137.3</b>

## Magellan Farms

The Netherlands



## Main Species Detail

Season 2008/2009 (Tons)

EXPORTER	GRAPE	APPLE	PEAR	PLUM	KIWIS	AVOCADO	CHERRY	TONS		TH.CAS	
								2008-09	2008-09	2008-09	2008-09
San Fernando S.A., Frutera (Frusan)	42.2	310.5	86.4	36.5			2.5	478.1	42.9		
Exser Ltda.	249.8							249.8	35.4		
Los Lirios S.A., Exportadora	37.3	42.7	67.2	50.1				197.2	26.4		
Subsole S.A., Exportadora	51.2				96.0			147.2	17.7		
Queulat Export S.A.	98.1	21.4						119.5	14.3		
Others	257.7	211.5	40.9	75.8		84.1	0.6	670.7	83.4		
<b>TOTAL TONS</b>	<b>2008-09</b>	<b>736.2</b>	<b>586.1</b>	<b>194.5</b>	<b>162.4</b>	<b>96.0</b>	<b>84.1</b>	<b>3.1</b>	<b>1,862.4</b>		
<b>TOTAL TH.CASES</b>	<b>2008-09</b>	<b>113.2</b>	<b>32.4</b>	<b>19.0</b>	<b>24.8</b>	<b>9.6</b>	<b>20.3</b>	<b>0.8</b>		<b>220.1</b>	

## Morrison Super Markets

England



## Main Species Detail

Season 2008/2009 (Tons)

EXPORTER	GRAPE	APPLE	PLUM	PEAR	TOTAL TONS		TOTAL TH.CASES	
					2008-09	2007-08	2008-09	2007-08
Rio Blanco Ltda, Exportadora	699.7				699.7		79.9	
San Fernando S.A., Frutera (Frusan)	259.4	222.7	120.0	69.1	671.2		58.9	
Rio Rapel S.A., Exportadora	357.3				357.3		39.7	
Exser Ltda.	49.5				49.5		6.2	
Polar Fruit International S.A.		20.3			20.3		1.6	
<b>TOTAL TONS</b>	<b>2008-09</b>	<b>1,365.8</b>	<b>243.0</b>	<b>120.0</b>	<b>69.1</b>	<b>1,798.0</b>		
<b>TOTAL TONS</b>	<b>2007-08</b>	<b>161.6</b>	<b>93.9</b>			<b>255.4</b>		
<b>TOTAL TH.CASES</b>	<b>2008-09</b>	<b>154.7</b>	<b>15.7</b>	<b>12.0</b>	<b>3.8</b>		<b>186.3</b>	
<b>TOTAL TH.CASES</b>	<b>2007-08</b>	<b>18.0</b>	<b>6.1</b>					<b>24.1</b>



5 Rue de la Corderie - Centra 310  
94586 Rungis Cedex  
France

## Miles Import

Phone: 33 (1) 41801010  
Fax: 33 (1) 41801015  
e-mail: miles.import@wanadoo.fr  
Contact: Guy Lesvenan

### Main Species Detail

Season 2008/2009 (Tons)

EXPORTER	APPLE	GRAPE	PLUM	NECTARIN	PEACH	KIWIS	CHERRY	APRICOT	TOTAL TONS			TOTAL TH.CASES		
									2008-09	2007-08	2006-07	2008-09	2007-08	2006-07
Copefrut S.A.	292.8		124.6	91.8	129.4	67.2	56.6		762.5	661.5	1,487.6	97.1	102.3	191.7
Los Lirios S.A., Exportadora	85.1	69.5	59.1	20.5		47.0	17.6		298.9	11.5		41.7	2.9	
Aricola Los Mayos Ltda.			127.7	76.0	21.8		20.0		245.5			49.3		
Atlas S.A., Exportadora		182.3							182.3	52.3	84.7	34.2	11.6	14.5
Convallis S.A., Exportadora	84.7	42.5							127.2			14.2		
Others		85.5	35.4	28.2	2.7		7.0	2.2	160.9	280.7	843.8	30.8	51.6	171.9
<b>TOTAL TONS</b>	<b>2008-09</b>	<b>462.6</b>	<b>379.8</b>	<b>346.8</b>	<b>216.5</b>	<b>153.9</b>	<b>114.2</b>	<b>101.3</b>	<b>2.2</b>	<b>1,777.2</b>				
<b>TOTAL TONS</b>	<b>2007-08</b>	<b>169.9</b>	<b>244.9</b>	<b>266.9</b>	<b>85.4</b>	<b>116.2</b>	<b>22.4</b>	<b>98.3</b>	<b>2.0</b>	<b>1,006.0</b>				
<b>TOTAL TONS</b>	<b>2006-07</b>	<b>698.0</b>	<b>459.2</b>	<b>644.8</b>	<b>157.7</b>	<b>193.9</b>	<b>89.6</b>	<b>146.1</b>	<b>17.2</b>		<b>2,416.1</b>			
<b>TOTAL TH.CASES</b>	<b>2008-09</b>	<b>25.6</b>	<b>73.8</b>	<b>69.9</b>	<b>37.3</b>	<b>27.3</b>	<b>11.4</b>	<b>21.2</b>	<b>0.8</b>			<b>267.3</b>		
<b>TOTAL TH.CASES</b>	<b>2007-08</b>	<b>9.4</b>	<b>48.2</b>	<b>53.4</b>	<b>14.7</b>	<b>19.6</b>	<b>2.2</b>	<b>20.2</b>	<b>0.6</b>				<b>168.5</b>	
<b>TOTAL TH.CASES</b>	<b>2006-07</b>	<b>39.5</b>	<b>100.4</b>	<b>129.7</b>	<b>28.7</b>	<b>35.1</b>	<b>9.0</b>	<b>29.2</b>	<b>5.8</b>					<b>378.0</b>



[www.jacquemayol.com](http://www.jacquemayol.com)

Quai des Usines 112 / 154, C.E.Bat. Annexe  
112 Bte 23, 1000 Bruxelles  
Belgium

Jacques Mayol S.A.

Phone: 32 (2) 7850295  
Fax: 32 (2) 2401808  
e-mail: info@jacquemayol.com  
Contact: Jacques Mayol

### Main Species Detail

Season 2008/2009 (Tons)

EXPORTER	GRAPE	PEAR	PLUM	APPLE	NECTARIN	KIWIS	PEACH	CHERRY	TOTAL TONS			TOTAL TH.CASES		
									2008-09	2007-08	2006-07	2008-09	2007-08	2006-07
Copefrut S.A.		73.9	89.9	127.0	45.3	62.7	20.7	8.1	427.6	385.3	694.3	52.8	62.1	76.0
Frucentro S.A.	133.2		82.2	8.8	67.9		23.7	8.3	330.9	237.5	302.1	71.6	48.8	62.8
Frucentro S.A.	61.8	182.3	23.0	50.4					317.5	245.9	190.0	48.4	38.7	28.8
Atlas S.A., Exportadora	148.8	47.3	7.4						203.5	160.7	86.3	36.8	35.0	19.2
Prize Ltda., Exportadora		81.6		40.7				3.8	126.5	39.7	40.8	17.3	6.7	6.8
Others	132.1		86.1	39.9	43.3		13.2	11.9	334.7	363.4	662.6	65.7	53.8	113.6
<b>TOTAL TONS</b>	<b>2008-09</b>	<b>475.9</b>	<b>385.0</b>	<b>288.6</b>	<b>266.9</b>	<b>156.5</b>	<b>62.7</b>	<b>57.7</b>	<b>32.2</b>	<b>1,740.8</b>				
<b>TOTAL TONS</b>	<b>2007-08</b>	<b>377.0</b>	<b>174.5</b>	<b>303.6</b>	<b>271.5</b>	<b>120.6</b>	<b>40.3</b>	<b>92.0</b>	<b>46.8</b>	<b>1,432.5</b>				
<b>TOTAL TONS</b>	<b>2006-07</b>	<b>485.9</b>	<b>214.2</b>	<b>328.1</b>	<b>628.1</b>	<b>117.5</b>	<b>40.3</b>	<b>98.8</b>	<b>45.8</b>		<b>1,976.2</b>			
<b>TOTAL TH.CASES</b>	<b>2008-09</b>	<b>103.4</b>	<b>48.1</b>	<b>59.7</b>	<b>15.8</b>	<b>30.4</b>	<b>10.1</b>	<b>12.2</b>	<b>8.7</b>			<b>292.7</b>		
<b>TOTAL TH.CASES</b>	<b>2007-08</b>	<b>80.5</b>	<b>26.7</b>	<b>58.9</b>	<b>18.8</b>	<b>24.0</b>	<b>7.8</b>	<b>13.8</b>	<b>12.5</b>				<b>245.0</b>	
<b>TOTAL TH.CASES</b>	<b>2006-07</b>	<b>105.5</b>	<b>26.7</b>	<b>63.8</b>	<b>42.9</b>	<b>24.0</b>	<b>7.8</b>	<b>20.5</b>	<b>11.1</b>					<b>307.2</b>



Office 164, 54 Reki Fontanki Nab.  
191002 St.Petersburg  
Russia

000 Prodimport

Phone: 7 (812) 7643338  
Fax: 7 (812) 3371111

### Main Species Detail

Season 2008/2009 (Tons)

EXPORTER	GRAPE	APPLE	KIWIS	PEAR	PLUM	TONS		TH.CAS	
						2008-09	2008-09	2008-09	2008-09
Del Monte Fresh Produce (Chile) S.A.	711.4	82.6	110.3				904.3	102.3	
Exportadora San Andrés Ltda.		224.0					224.0	12.2	
Cerro Poqui Ltda., Exportadora	0.8	122.2		47.2			170.2	9.4	
C v D Internacional S.A.		89.2			14.6		103.7	7.0	
Others	111.9	51.8	41.8	91.2	20.6		317.3	28.5	
<b>TOTAL TONS</b>	<b>2008-09</b>	<b>824.1</b>	<b>569.7</b>	<b>152.2</b>	<b>138.4</b>	<b>35.2</b>	<b>1,719.6</b>		
<b>TOTAL TH.CASES</b>	<b>2008-09</b>	<b>100.4</b>	<b>31.8</b>	<b>15.2</b>	<b>7.7</b>	<b>4.4</b>		<b>159.4</b>	

## Orchard World Ltd.

Phone: 44 (1206) 843465

Fax: 44 (1206) 843371

e-mail: mike.jobbins@orchardworld.co.uk

Contact: Mike Jobbins

[www.orchardworld.co.uk](http://www.orchardworld.co.uk)

The Centre Colchester Business

Colchester, Essex CO4 4YP

United Kingdom



### Main Species Detail

Season 2008/2009 (Tons)

EXPORTER	APPLE	TOTAL TONS			TOTAL TH.CASES		
		2008-09	2007-08	2006-07	2008-09	2007-08	2006-07
San Clemente S.A., Exp.	1,115.6	1,115.6			83.2		
Dole Chile S.A.	279.0	279.0	54.3		20.1	3.7	
Greenvic Comercial S.A.	170.9	170.9	479.7	205.3	11.3	30.7	15.6
Los Lirios S.A., Exportadora	93.4	93.4			7.5		
Verfrut S.A., Sociedad Exportadora	35.0	35.0	47.1		2.8	3.8	
<b>TOTAL TONS</b>	<b>2008-09</b>	<b>1,693.8</b>	<b>1,693.8</b>				
<b>TOTAL TONS</b>	<b>2007-08</b>	<b>2,620.0</b>	<b>2,620.0</b>				
<b>TOTAL TONS</b>	<b>2006-07</b>	<b>3,026.2</b>	<b>3,026.2</b>				
<b>TOTAL TH.CASES</b>	<b>2008-09</b>	<b>124.8</b>			<b>124.8</b>		
<b>TOTAL TH.CASES</b>	<b>2007-08</b>	<b>181.5</b>				<b>181.5</b>	
<b>TOTAL TH.CASES</b>	<b>2006-07</b>	<b>221.6</b>					<b>221.6</b>

### SA Sapa Ets Rouquette

Phone: 33 (553) 796578

Fax: 33 (553) 882054

e-mail: rouquette3@wanadoo.fr

Contact: Bruno Rouquette

Roudet 47190

Aiguillon

France



### Main Species Detail

Season 2008/2009 (Tons)

EXPORTER	KIWIS	APPLE	TOTAL TONS			TOTAL TH.CASES		
			2008-09	2007-08	2006-07	2008-09	2007-08	2006-07
South Fruits Chile S.A.	820.8		820.8	1,922.8		82.1	190.5	
Subsole S.A., Exportadora	522.7		522.7	435.6		52.3	43.6	
Ecoaustral Ltda.	345.6		345.6	86.4	304.9	34.6	8.6	30.5
<b>TOTAL TONS</b>	<b>2008-09</b>	<b>1,689.1</b>	<b>1,689.1</b>					
<b>TOTAL TONS</b>	<b>2007-08</b>	<b>2,639.9</b>	<b>39.4</b>	<b>2,679.3</b>				
<b>TOTAL TONS</b>	<b>2006-07</b>	<b>1,194.7</b>			<b>1,194.7</b>			
<b>TOTAL TH.CASES</b>	<b>2008-09</b>	<b>168.9</b>				<b>168.9</b>		
<b>TOTAL TH.CASES</b>	<b>2007-08</b>	<b>264.0</b>	<b>2.2</b>				<b>266.2</b>	
<b>TOTAL TH.CASES</b>	<b>2006-07</b>	<b>119.5</b>						<b>119.5</b>

### Frutexport, S.A.

Phone: 34 (91) 7857513

Fax: 34 (91) 7857702

e-mail: frutexport@frutexport.com

Contact: Enrique Guio

[www.frutexport.com](http://www.frutexport.com)

Nave de Distribución. Parcela H-2

Mercamadrid 28053. Madrid

Spain



### Main Species Detail

Season 2008/2009 (Tons)

EXPORTER	GRAPE	APPLE	KIWIS	PEACH	PEAR	NECTARIN	PLUM	CHERRY	TOTAL TONS			TOTAL TH.CASES		
									2008-09	2007-08	2006-07	2008-09	2007-08	2006-07
Verfrut S.A., Sociedad Exportadora	494.4	260.6		105.7	136.8	131.4	21.2	22.3	1,173.7	2,465.9		142.8	269.5	
Trinidad Exports S.A.			237.4						237.4	89.6	110.6	23.7	9.0	11.1
Noble Fruit S.A.	145.4			15.4					160.8			21.6		
Fresh Export Ltda.				55.2			18.2	2.4	75.8	35.4		16.9	8.7	
Frutexport S.A.	18.7								18.7	20.7		2.3	2.4	
Agrifruta S.A.								5.1	5.1	47.4		1.0	4.7	
<b>TOTAL TONS</b>	<b>2008-09</b>	<b>658.6</b>	<b>260.6</b>	<b>237.4</b>	<b>176.2</b>	<b>136.8</b>	<b>131.4</b>	<b>39.4</b>	<b>29.8</b>	<b>1,671.5</b>				
<b>TOTAL TONS</b>	<b>2007-08</b>	<b>864.1</b>	<b>607.9</b>	<b>137.0</b>	<b>255.3</b>	<b>432.6</b>	<b>241.9</b>	<b>117.5</b>	<b>56.3</b>	<b>2,728.7</b>				
<b>TOTAL TONS</b>	<b>2006-07</b>	<b>356.8</b>	<b>31.6</b>	<b>133.0</b>	<b>338.1</b>	<b>412.0</b>	<b>168.8</b>	<b>111.2</b>	<b>13.3</b>		<b>2,061.8</b>			
<b>TOTAL TH.CASES</b>	<b>2008-09</b>	<b>84.3</b>	<b>20.4</b>	<b>23.7</b>	<b>37.5</b>	<b>8.9</b>	<b>18.0</b>	<b>6.8</b>	<b>8.2</b>			<b>208.3</b>		
<b>TOTAL TH.CASES</b>	<b>2007-08</b>	<b>105.4</b>	<b>46.5</b>	<b>13.7</b>	<b>35.9</b>	<b>36.4</b>	<b>28.8</b>	<b>18.8</b>	<b>12.7</b>				<b>302.0</b>	
<b>TOTAL TH.CASES</b>	<b>2006-07</b>	<b>48.5</b>	<b>2.4</b>	<b>13.3</b>	<b>56.5</b>	<b>33.0</b>	<b>21.1</b>	<b>22.2</b>	<b>2.7</b>					<b>254.5</b>





[www.redbridge-holdings.com](http://www.redbridge-holdings.com)

Sundance House, Staniland Way  
Werrington, Peterborough  
United Kingdom

Sfc Redbridge Worldfresh Ltd

Phone: 44 (0) 173 332 5888

Fax: 44 (0) 173 357 119

e-mail: [info@redbridge-holdings.com](mailto:info@redbridge-holdings.com)

Contact: Richard Parke Davies

## Main Species Detail

Season 2008/2009 (Tons)

EXPORTER	APPLE	BLUEB	GRAPE	KIWIS	CHERRY	B. KIWI	FIG	TOTAL TONS			TOTAL TH.CASES		
								2008-09	2007-08	2006-07	2008-09	2007-08	2006-07
El Torreón Export Ltda.	506.1							506.1	218.0		32.7	14.0	
Agroberries Ltda.		227.1						227.1	355.7	234.1	114.4	131.7	126.7
Catania Chile S.A.	128.4		43.0					171.4			16.6		
Valle Maule S.A.		147.4						147.4	94.1	105.3	64.8	41.4	59.8
Meyer Ltda., Exportaciones	134.4							134.4	254.2		8.6	29.5	
Others	60.1	389.0	13.6					462.6	377.3	189.1	206.5	144.7	107.0
<b>TOTAL TONS</b>	<b>2008-09</b>	<b>828.9</b>	<b>763.4</b>					<b>1,648.9</b>					
<b>TOTAL TONS</b>	<b>2007-08</b>	<b>427.6</b>	<b>822.8</b>	<b>44.5</b>	<b>2.6</b>	<b>1.8</b>			<b>1,299.3</b>				
<b>TOTAL TONS</b>	<b>2006-07</b>		<b>517.0</b>	<b>9.7</b>			<b>1.2</b>			<b>528.4</b>			
<b>TOTAL TH.CASES</b>	<b>2008-09</b>	<b>51.6</b>	<b>379.3</b>	<b>12.6</b>							<b>443.5</b>		
<b>TOTAL TH.CASES</b>	<b>2007-08</b>	<b>27.5</b>	<b>316.1</b>	<b>15.9</b>	<b>0.5</b>	<b>1.2</b>						<b>361.3</b>	
<b>TOTAL TH.CASES</b>	<b>2006-07</b>		<b>291.5</b>	<b>1.1</b>		<b>0.4</b>	<b>0.6</b>						<b>293.5</b>



Ld Le Faure  
46230 Belfort Du Quercy  
France

La Pinede

Phone: 33 (5) 6531 6021

Fax: 33 (5) 6531 7237

## Main Species Detail

Season 2008/2009 (Tons)

EXPORTER	KIWIS	TOTAL TONS		TOTAL TH.CASES	
		2008-09	2007-08	2008-09	2007-08
San Fernando S.A., Frutera (Frusan)	683.2	683.2	494.4	68.3	49.4
Ines Escobar v Cia Ltda	268.8	268.8	389.6	26.9	38.8
Aqua Santa, Exportadora (Greentree)	224.0	224.0		22.4	
Combifrut S.A.	200.3	200.3		20.0	
Others	268.8	268.8	497.2	26.9	49.5
<b>TOTAL TONS</b>	<b>2008-09</b>	<b>1,645.1</b>	<b>1,645.1</b>		
<b>TOTAL TONS</b>	<b>2007-08</b>	<b>1,381.3</b>	<b>1,381.3</b>		
<b>TOTAL TH.CASES</b>	<b>2008-09</b>	<b>164.5</b>		<b>164.5</b>	
<b>TOTAL TH.CASES</b>	<b>2007-08</b>	<b>137.7</b>			<b>137.7</b>



[www.sydneyhart.co.uk](http://www.sydneyhart.co.uk)

New ton Court, Town Street  
New ton, Cambridge CB22 7ZE  
United Kingdom

Sydney Hart Ltd.

Phone: 44 (0) 1223 875700

Fax: 44 (0) 1223 874152

e-mail: [daniel@sydneyhart.co.uk](mailto:daniel@sydneyhart.co.uk)

Contact: Daniel Hart

## Main Species Detail

Season 2008/2009 (Tons)

EXPORTER	APPLE	PEAR	TOTAL TONS			TOTAL TH.CASES		
			2008-09	2007-08	2006-07	2008-09	2007-08	2006-07
Copefrut S.A.	576.1		576.1	1,447.9	1,714.9	44.1	94.1	115.3
San Clemente S.A., Exp.	470.1		470.1			28.4		
Dole Chile S.A.	390.3		390.3			24.6		
Los Lirios S.A., Exportadora	186.8	16.3	203.0	84.3		15.5	4.6	
<b>TOTAL TONS</b>	<b>2008-09</b>	<b>1,623.4</b>	<b>1,623.4</b>					
<b>TOTAL TONS</b>	<b>2007-08</b>	<b>1,680.3</b>		<b>1,680.3</b>				
<b>TOTAL TONS</b>	<b>2006-07</b>	<b>1,859.3</b>			<b>1,859.3</b>			
<b>TOTAL TH.CASES</b>	<b>2008-09</b>	<b>111.4</b>	<b>1.3</b>			<b>112.7</b>		
<b>TOTAL TH.CASES</b>	<b>2007-08</b>	<b>110.2</b>					<b>110.2</b>	
<b>TOTAL TH.CASES</b>	<b>2006-07</b>	<b>126.8</b>						<b>126.8</b>

Greencell Ltd.  
Phone: 44 (1322) 425555  
Fax: 44 (1322) 425500  
e-mail: info@greencell.com  
Contact: Henri Lambriex

[www.greencell.com](http://www.greencell.com)  
St. John's House, 37 Spital Street  
Dartford, Kent DA1 2DR  
United Kingdom



### Main Species Detail

Season 2008/2009 (Tons)

EXPORTER	APPLE	KIWIS	GRAPE	AVOCADO	CLEMANT	CHERRY	ORANGE	PLUM	TOTAL TONS			TOTAL TH.CASES		
									2008-09	2007-08	2006-07	2008-09	2007-08	2006-07
Copefrut S.A.	169.3	312.5							481.8	280.4	492.5	50.1	31.0	56.0
Dole Chile S.A.	234.6					17.6			252.2	946.2		16.3	52.2	
Subsole S.A., Exportadora		138.5	64.5						203.0			32.9		
Unifrutti Traders Ltda.					105.0	38.4	19.5		162.9	697.6	415.8	16.0	66.4	36.1
Frucentro S.A.			145.3					14.4	159.7	183.7	190.0	35.2	40.6	40.8
Others	125.5	44.8		147.8					318.1	761.7	899.0	48.2	60.3	77.4
<b>TOTAL TONS</b>	<b>2008-09</b>	<b>529.5</b>	<b>495.8</b>	<b>209.8</b>	<b>147.8</b>	<b>105.0</b>	<b>56.0</b>	<b>19.5</b>	<b>14.4</b>	<b>1,577.7</b>				
<b>TOTAL TONS</b>	<b>2007-08</b>	<b>1,899.7</b>	<b>347.6</b>	<b>210.2</b>	<b>63.4</b>	<b>231.0</b>	<b>117.8</b>				<b>2,869.6</b>			
<b>TOTAL TONS</b>	<b>2006-07</b>	<b>696.5</b>	<b>582.3</b>	<b>137.0</b>	<b>135.1</b>	<b>335.8</b>	<b>57.6</b>		<b>42.2</b>		<b>1,997.3</b>			
<b>TOTAL TH.CASES</b>	<b>2008-09</b>	<b>28.9</b>	<b>65.2</b>	<b>45.2</b>	<b>37.0</b>	<b>7.1</b>	<b>11.2</b>	<b>1.3</b>	<b>2.9</b>			<b>198.8</b>		
<b>TOTAL TH.CASES</b>	<b>2007-08</b>	<b>111.5</b>	<b>37.7</b>	<b>46.5</b>	<b>15.8</b>	<b>15.4</b>	<b>23.6</b>						<b>250.5</b>	
<b>TOTAL TH.CASES</b>	<b>2006-07</b>	<b>45.8</b>	<b>64.9</b>	<b>30.4</b>	<b>24.9</b>	<b>22.3</b>	<b>11.5</b>		<b>8.4</b>					<b>210.3</b>

### Eroski

Phone: 34 (94) 6300050  
Fax: 34 (94) 6731050  
e-mail: s7020@eroski.es  
Contact: Aitor Ruiz Lacasa

[www.eroski.es](http://www.eroski.es)  
Poligono Industrial Zubieta s/n 48 340  
Amorebieta, Viscaya  
Spain



### Main Species Detail

Season 2008/2009 (Tons)

EXPORTER	APPLE	WALNUT	AVOCADO	NECTARIN	PLUM	PEACH	KIWIS	TOTAL TONS			TOTAL TH.CASES		
								2008-09	2007-08	2006-07	2008-09	2007-08	2006-07
Copefrut S.A.	973.9			94.6	76.8	18.8		1,164.1	1,522.2	1,246.3	181.3	232.6	174.0
Pronal S.A., Exportadora			126.7					126.7	205.9	84.5	31.7	42.2	21.1
Exp Sudterra Frut S.A.		105.6						105.6	88.0	105.6	5.3	4.4	5.3
Sudterra Chile		105.6						105.6	210.3	182.9	5.3	10.6	10.4
Santa Cruz S.A., Exportadora			43.2					43.2	66.9	48.2	10.8	13.1	10.8
Cabilfrut S.A.			21.1					21.1	21.1	42.2	5.3	5.3	10.6
<b>TOTAL TONS</b>	<b>2008-09</b>	<b>973.9</b>	<b>211.2</b>	<b>191.0</b>	<b>94.6</b>	<b>76.8</b>	<b>18.8</b>	<b>1,566.3</b>					
<b>TOTAL TONS</b>	<b>2007-08</b>	<b>988.4</b>	<b>333.5</b>	<b>293.9</b>	<b>77.3</b>	<b>38.4</b>	<b>19.4</b>	<b>2,149.6</b>					
<b>TOTAL TONS</b>	<b>2006-07</b>	<b>600.6</b>	<b>374.7</b>	<b>175.0</b>	<b>166.6</b>	<b>112.0</b>		<b>367.1</b>		<b>1,796.0</b>			
<b>TOTAL TH.CASES</b>	<b>2008-09</b>	<b>147.0</b>	<b>10.6</b>	<b>47.8</b>	<b>15.8</b>	<b>15.4</b>	<b>3.1</b>				<b>239.6</b>		
<b>TOTAL TH.CASES</b>	<b>2007-08</b>	<b>152.1</b>	<b>16.7</b>	<b>60.6</b>	<b>12.7</b>	<b>7.7</b>	<b>3.2</b>	<b>57.0</b>				<b>309.9</b>	
<b>TOTAL TH.CASES</b>	<b>2006-07</b>	<b>92.4</b>	<b>20.8</b>	<b>42.5</b>	<b>17.9</b>	<b>11.2</b>		<b>52.4</b>					<b>237.2</b>

### Chingford Fruit Limited

Phone: 44 (1322) 429700  
Fax: 44 (1322) 429701  
e-mail: jonathane@solstor.co.uk  
Contact: Jonathan Elliott

[www.solstor.com](http://www.solstor.com)  
Thames House, Thames Rd.  
Crayford, Kent DA14 9P  
United Kingdom



### Main Species Detail

Season 2008/2009 (Tons)

EXPORTER	PLUM	APPLE	NECTARIN	CHERRY	KIWIS	CLEMANT	PLUMCOT	GRAPE	TOTAL TONS			TOTAL TH.CASES		
									2008-09	2007-08	2006-07	2008-09	2007-08	2006-07
David del Curto S.A.	419.3	3.5	191.8						614.6	739.7	1,280.1	54.5	67.4	111.6
APF Export S.A.		386.2							386.2	432.9	164.2	23.9	26.5	9.9
San Fco. Lo Garcas. Soc. Ltda.			37.5	149.2					186.7		677.6	33.3		76.2
Greenvic Comercial S.A.					119.5				119.5	99.4		12.0	11.1	
Frutexport S.A.	63.0								63.0	10.3	46.8	6.3	1.0	4.7
Others		80.2				63.0			143.2	526.2	1,678.1	8.3	38.6	203.4
<b>TOTAL TONS</b>	<b>2008-09</b>	<b>482.3</b>	<b>469.9</b>	<b>229.3</b>	<b>149.2</b>	<b>119.5</b>	<b>63.0</b>		<b>1,513.2</b>					
<b>TOTAL TONS</b>	<b>2007-08</b>	<b>781.5</b>	<b>575.5</b>	<b>345.2</b>	<b>40.5</b>	<b>21.0</b>	<b>35.1</b>	<b>9.7</b>		<b>1,808.5</b>				
<b>TOTAL TONS</b>	<b>2006-07</b>	<b>753.4</b>	<b>625.7</b>	<b>422.8</b>	<b>230.7</b>				<b>1,762.8</b>		<b>3,846.8</b>			
<b>TOTAL TH.CASES</b>	<b>2008-09</b>	<b>41.2</b>	<b>28.3</b>	<b>22.8</b>	<b>29.8</b>	<b>12.0</b>	<b>4.2</b>					<b>138.3</b>		
<b>TOTAL TH.CASES</b>	<b>2007-08</b>	<b>63.1</b>	<b>35.0</b>	<b>36.2</b>	<b>5.4</b>	<b>1.4</b>	<b>2.3</b>	<b>1.2</b>					<b>144.7</b>	
<b>TOTAL TH.CASES</b>	<b>2006-07</b>	<b>70.7</b>	<b>46.4</b>	<b>43.9</b>	<b>30.1</b>			<b>208.9</b>						<b>405.8</b>

## Main Species Detail

Season 2008/2009 (Tons)

EXPORTER	GRAPE	KIWIS	PLUM	APPLE	CHERRY	NECTARIN	FIG	ORANGE	TOTAL TONS			TOTAL TH.CASES		
									2008-09	2007-08	2006-07	2008-09	2007-08	2006-07
Río Blanco Ltda. Exportadora	387.7				13.4				401.2	563.5	285.8	62.6	68.9	38.6
Fruit Grower Chile S.A. Exportadora	202.7				19.2		4.3		226.2	392.9	59.3	44.5	70.4	12.1
Agrofruta Ltda.		148.7							148.7				17.8	
Sofruco Alimentos Ltda.	23.4	121.6							145.0				20.7	
Lafrut Export. Agropec. Ltda.	23.1		116.8						139.9				16.1	
Others	270.6		65.7	80.7	29.7	5.2			451.9	1,580.4	1,028.1	75.6	234.4	150.1
<b>TOTAL TONS</b>	<b>2008-09</b>	<b>907.6</b>	<b>270.3</b>	<b>182.6</b>	<b>80.7</b>	<b>62.3</b>	<b>5.2</b>	<b>4.3</b>	<b>1,512.9</b>					
<b>TOTAL TONS</b>	<b>2007-08</b>	<b>1,572.2</b>	<b>64.6</b>	<b>298.9</b>	<b>265.8</b>	<b>141.7</b>	<b>12.8</b>		<b>2,536.8</b>					
<b>TOTAL TONS</b>	<b>2006-07</b>	<b>732.6</b>		<b>359.9</b>		<b>46.3</b>	<b>126.5</b>				<b>1,373.2</b>			
<b>TOTAL TH.CASES</b>	<b>2008-09</b>	<b>162.3</b>	<b>33.4</b>	<b>19.2</b>	<b>6.5</b>	<b>12.7</b>	<b>0.8</b>	<b>2.4</b>				<b>237.2</b>		
<b>TOTAL TH.CASES</b>	<b>2007-08</b>	<b>256.4</b>	<b>6.5</b>	<b>48.0</b>	<b>18.3</b>	<b>26.9</b>	<b>1.8</b>		<b>10.1</b>				<b>373.7</b>	
<b>TOTAL TH.CASES</b>	<b>2006-07</b>	<b>119.4</b>		<b>52.7</b>		<b>8.9</b>	<b>12.7</b>							<b>200.8</b>

## Main Species Detail

Season 2008/2009 (Tons)

EXPORTER	APPLE	KIWIS	PLUM	GRAPE	TOTAL TONS			TOTAL TH.CASES		
					2008-09	2007-08	2006-07	2008-09	2007-08	2006-07
Sof South Organic Fruit S.A.	619.8				619.8	546.9	353.9	34.1	30.1	19.5
Comercial Fruticola S.A.		330.3			330.3	573.9	460.1	33.0	57.4	45.9
Nahuel Export		227.0			227.0				22.7	
Greenvic Comercial S.A.	170.8		1.8	14.6	187.2	298.3	340.6	13.0	27.4	23.8
Oroanik Time SPA	54.4	23.9			78.3				5.4	
Novafrux S.A.			67.8		67.8				13.5	
<b>TOTAL TONS</b>	<b>2008-09</b>	<b>845.0</b>	<b>581.2</b>	<b>69.6</b>	<b>14.6</b>	<b>1,510.4</b>				
<b>TOTAL TONS</b>	<b>2007-08</b>	<b>657.5</b>	<b>741.2</b>	<b>17.0</b>	<b>20.4</b>	<b>1,436.1</b>				
<b>TOTAL TONS</b>	<b>2006-07</b>	<b>599.5</b>	<b>555.1</b>				<b>1,154.6</b>			
<b>TOTAL TH.CASES</b>	<b>2008-09</b>	<b>46.5</b>	<b>58.1</b>	<b>13.8</b>	<b>3.2</b>			<b>121.6</b>		
<b>TOTAL TH.CASES</b>	<b>2007-08</b>	<b>36.1</b>	<b>74.5</b>	<b>3.4</b>	<b>4.2</b>				<b>118.2</b>	
<b>TOTAL TH.CASES</b>	<b>2006-07</b>	<b>33.2</b>	<b>55.9</b>							<b>89.1</b>

## Main Species Detail

Season 2008/2009 (Tons)

EXPORTER	GRAPE	KIWIS	APPLE	ORANGE	PEAR	PLUM	PEACH	NECTARIN	TOTAL TONS			TOTAL TH.CASES		
									2008-09	2007-08	2006-07	2008-09	2007-08	2006-07
Jaime Bosh B e Hios Cia. Ltda.	13.5	112.0	148.2						273.7	438.5	386.0	22.4	29.4	25.4
El Rancho Ltda. Servicios	245.5					27.2			272.7	468.4	352.8	52.3	87.4	63.9
Aconcaqua Ltda. Exp. (Aconex)	159.4		40.8		46.6		13.9	4.8	265.5	751.8	1,007.4	26.6	62.2	83.1
San Fco. Lo Garces. Soc. Ltda.		120.0		120.0					241.8	165.7		20.7	16.6	
Subsole S.A., Exportadora		192.5							192.5	229.4	68.6	17.5	22.1	6.6
Others	73.8	24.0	128.2						227.8	1,878.9	2,085.1	23.8	275.7	280.8
<b>TOTAL TONS</b>	<b>2008-09</b>	<b>492.3</b>	<b>448.5</b>	<b>317.1</b>	<b>120.0</b>	<b>46.6</b>	<b>27.2</b>	<b>13.9</b>	<b>1,473.9</b>					
<b>TOTAL TONS</b>	<b>2007-08</b>	<b>1,776.6</b>	<b>589.3</b>	<b>918.9</b>		<b>436.8</b>	<b>65.2</b>	<b>28.7</b>	<b>3,932.9</b>					
<b>TOTAL TONS</b>	<b>2006-07</b>	<b>1,201.0</b>	<b>1,109.0</b>	<b>1,306.7</b>		<b>78.0</b>	<b>78.6</b>	<b>14.1</b>			<b>3,899.8</b>			
<b>TOTAL TH.CASES</b>	<b>2008-09</b>	<b>83.1</b>	<b>43.1</b>	<b>17.5</b>	<b>8.0</b>	<b>2.6</b>	<b>5.4</b>	<b>1.7</b>				<b>163.3</b>		
<b>TOTAL TH.CASES</b>	<b>2007-08</b>	<b>326.1</b>	<b>58.1</b>	<b>49.4</b>		<b>28.0</b>	<b>13.3</b>	<b>3.6</b>					<b>493.4</b>	
<b>TOTAL TH.CASES</b>	<b>2006-07</b>	<b>241.2</b>	<b>110.5</b>	<b>71.0</b>		<b>5.2</b>	<b>13.8</b>	<b>3.5</b>						<b>459.9</b>

BerryWorld Ltd.  
Phone: 44 (1992) 471833  
Fax: 44 (1992) 471132  
e-mail: info@berryworld.co.uk  
Contact: Adam Olins

[www.berryworld.co.uk](http://www.berryworld.co.uk)  
Turnford Place, Great Cambridge Road  
Broxbourne, Hertfordshire EN10 6NH  
United Kingdom



### Main Species Detail

Season 2008/2009 (Tons)

EXPORTER	BLUEB	CHERRY	LOQUAT	RASPB	TOTAL TONS			TOTAL TH.CASES		
					2008-09	2007-08	2006-07	2008-09	2007-08	2006-07
Vital Berry Marketing S.A.	1,465.5				1,465.5	1,869.6	1,576.0	325.6	412.8	556.6
Driscoll's de Chile S.A.	2.5				2.5	16.9	12.6	1.0	3.6	8.1
<b>TOTAL TONS</b>	<b>2008-09</b>	<b>1,468.0</b>			<b>1,468.0</b>					
<b>TOTAL TONS</b>	<b>2007-08</b>	<b>1,886.5</b>				<b>1,886.5</b>				
<b>TOTAL TONS</b>	<b>2006-07</b>	<b>1,561.3</b>	<b>73.3</b>	<b>0.9</b>	<b>0.3</b>		<b>1,635.8</b>			
<b>TOTAL TH.CASES</b>	<b>2008-09</b>	<b>326.6</b>						<b>326.6</b>		
<b>TOTAL TH.CASES</b>	<b>2007-08</b>	<b>416.3</b>							<b>416.3</b>	
<b>TOTAL TH.CASES</b>	<b>2006-07</b>	<b>578.4</b>	<b>14.5</b>	<b>0.2</b>	<b>0.2</b>					<b>593.3</b>

### Daniestel S.L.

Phone: 34 (922) 200602  
Fax: 34 (922) 210100  
e-mail: sgil@daniestel.com

[www.daniestel.com](http://www.daniestel.com)

Mercatenerife, s/n Nave 1 Módulo 109-111  
38110 El Mayorazgo (Poligono Industrial) Sta Cruz de Tenerife  
Spain



### Main Species Detail

Season 2008/2009 (Tons)

EXPORTER	APPLE	KIWIS	PEAR	GRAPE	NECTARIN	PEACH	PLUM	CHERRY	TOTAL TONS			TOTAL TH.CASES		
									2008-09	2007-08	2006-07	2008-09	2007-08	2006-07
Copefrut S.A.	454.9	246.4	93.2		143.6	114.8	86.2	22.6	1,165.0	1,584.5	1,820.2	110.3	154.0	184.1
Subsole S.A., Exportadora				128.2					128.2	199.1		16.4	26.3	
Atlas S.A., Exportadora	21.2		66.1						87.3			5.3		
San Fernando S.A., Frutera (Frusan)	41.9			18.7					60.6	38.6	42.3	4.5	4.0	2.4
<b>TOTAL TONS</b>	<b>2008-09</b>	<b>518.0</b>	<b>246.4</b>	<b>159.3</b>	<b>146.9</b>	<b>114.8</b>	<b>86.2</b>	<b>22.6</b>	<b>1,441.1</b>					
<b>TOTAL TONS</b>	<b>2007-08</b>	<b>556.7</b>	<b>249.6</b>	<b>217.1</b>	<b>323.0</b>	<b>198.4</b>	<b>103.0</b>	<b>24.3</b>		<b>1,833.9</b>				
<b>TOTAL TONS</b>	<b>2006-07</b>	<b>734.6</b>	<b>246.4</b>	<b>204.5</b>	<b>256.8</b>	<b>256.9</b>	<b>138.8</b>	<b>143.7</b>	<b>55.0</b>		<b>2,065.8</b>			
<b>TOTAL TH.CASES</b>	<b>2008-09</b>	<b>36.4</b>	<b>24.6</b>	<b>13.1</b>	<b>18.7</b>	<b>15.9</b>	<b>12.8</b>	<b>8.6</b>	<b>5.4</b>			<b>136.6</b>		
<b>TOTAL TH.CASES</b>	<b>2007-08</b>	<b>40.5</b>	<b>25.0</b>	<b>19.7</b>	<b>41.4</b>	<b>22.3</b>	<b>11.7</b>	<b>16.1</b>	<b>6.2</b>				<b>188.3</b>	
<b>TOTAL TH.CASES</b>	<b>2006-07</b>	<b>63.0</b>	<b>24.6</b>	<b>13.2</b>	<b>31.3</b>	<b>28.4</b>	<b>15.8</b>	<b>17.4</b>	<b>12.5</b>					<b>213.9</b>

### Elqui Imports S.A.

The Netherlands



### Main Species Detail

Season 2008/2009 (Tons)

EXPORTER	AVOCADO	KIWIS	PEAR	ORANGE	GRAPE	APPLE	TOTAL TONS		TOTAL TH.CASES	
							2008-09	2007-08	2008-09	2007-08
Proval S.A., Exportadora	380.4			101.4			481.8	20.2	101.8	1.3
Subsole S.A., Exportadora		225.6					225.6		22.6	
Santa Cruz S.A., Exportadora	175.7						175.7		43.9	
Unifrutti Traders Ltda.			162.6				162.6	447.2	14.1	36.7
San Fco. Lo Garces, Soc. Ltda.		159.9					159.9		16.0	
Others	42.2	22.4			86.9	63.1	214.7	162.0	34.0	27.9
<b>TOTAL TONS</b>	<b>2008-09</b>	<b>598.3</b>	<b>407.9</b>	<b>162.6</b>	<b>101.4</b>	<b>86.9</b>	<b>1,420.2</b>			
<b>TOTAL TONS</b>	<b>2007-08</b>							<b>629.3</b>		
<b>TOTAL TH.CASES</b>	<b>2008-09</b>	<b>149.5</b>	<b>40.8</b>	<b>14.1</b>	<b>6.8</b>	<b>17.7</b>			<b>232.4</b>	
<b>TOTAL TH.CASES</b>	<b>2007-08</b>			<b>9.0</b>	<b>1.3</b>	<b>45.2</b>				<b>65.9</b>

### Main Species Detail

Season 2008/2009 (Tons)

EXPORTER		GRAPE	KIWIS	ORANGE	APPLE	PLUM	NECTARIN	CHERRY	AVOCADO	TOTAL TONS			TOTAL TH.CASES		
										2008-09	2007-08	2006-07	2008-09	2007-08	2006-07
Trinidad Exports S.A.			323.8		102.4			1.4		427.5	453.4		38.3	28.5	
Southern Fruit. Exportadora				216.3						216.3			12.6		
Exser Ltda.		196.9								196.9			24.0		
Chilefarms S.A.		153.9								153.9			26.5		
Idahue Chile		153.0								153.0	260.7		34.0	47.7	
Others		30.0	44.8		105.8	43.1	31.3			255.1	571.1	22.4	30.4	55.1	2.2
<b>TOTAL TONS</b>	<b>2008-09</b>	<b>533.9</b>	<b>368.6</b>	<b>216.3</b>	<b>208.2</b>	<b>43.1</b>	<b>31.3</b>	<b>1.4</b>		<b>1,402.8</b>					
<b>TOTAL TONS</b>	<b>2007-08</b>	<b>379.1</b>	<b>109.4</b>		<b>716.1</b>	<b>43.9</b>	<b>16.1</b>		<b>20.5</b>	<b>1,285.2</b>					
<b>TOTAL TONS</b>	<b>2006-07</b>		<b>22.4</b>									<b>22.4</b>			
<b>TOTAL TH.CASES</b>	<b>2008-09</b>	<b>90.5</b>	<b>36.9</b>	<b>12.6</b>	<b>11.5</b>	<b>8.6</b>	<b>5.4</b>	<b>0.3</b>					<b>165.8</b>		
<b>TOTAL TH.CASES</b>	<b>2007-08</b>	<b>66.2</b>	<b>10.9</b>		<b>38.7</b>	<b>7.7</b>	<b>2.7</b>		<b>5.1</b>					<b>131.4</b>	
<b>TOTAL TH.CASES</b>	<b>2006-07</b>		<b>2.2</b>												<b>2.2</b>



### Main Species Detail

Season 2008/2009 (Tons)

EXPORTER		APPLE	GRAPE	PLUM	ORANGE	PEAR	AVOCADO	TOTAL TONS			TOTAL TH.CASES		
								2008-09	2007-08	2006-07	2008-09	2007-08	2006-07
Dole Chile S.A.		926.7	240.7	103.3		21.6		1,292.2	1,599.0	1,905.5	139.4	226.8	185.1
Prosal S.A., Exportadora					79.9			79.9	40.5		5.2	2.7	
<b>TOTAL TONS</b>	<b>2008-09</b>	<b>926.7</b>	<b>240.7</b>	<b>103.3</b>	<b>79.9</b>	<b>21.6</b>		<b>1,372.1</b>					
<b>TOTAL TONS</b>	<b>2007-08</b>	<b>527.1</b>	<b>335.3</b>	<b>98.4</b>	<b>40.5</b>	<b>215.8</b>	<b>422.4</b>	<b>1,639.5</b>					
<b>TOTAL TONS</b>	<b>2006-07</b>	<b>1,139.0</b>	<b>239.4</b>	<b>120.5</b>	<b>11.7</b>	<b>204.8</b>	<b>190.1</b>			<b>1,905.5</b>			
<b>TOTAL TH.CASES</b>	<b>2008-09</b>	<b>83.8</b>	<b>36.6</b>	<b>16.6</b>	<b>5.2</b>	<b>2.4</b>					<b>144.6</b>		
<b>TOTAL TH.CASES</b>	<b>2007-08</b>	<b>30.8</b>	<b>58.4</b>	<b>16.8</b>	<b>2.7</b>	<b>15.2</b>	<b>105.6</b>					<b>229.5</b>	
<b>TOTAL TH.CASES</b>	<b>2006-07</b>	<b>62.9</b>	<b>41.9</b>	<b>17.2</b>	<b>0.8</b>	<b>14.8</b>	<b>47.5</b>						<b>185.1</b>


 000 Consul  
 Russia

### Main Species Detail

Season 2008/2009 (Tons)

EXPORTER		GRAPE	KIWIS	APPLE	PEAR	TONS		TH.CAS	
						2008-09	2008-09	2008-09	2008-09
Comexport Ltda.		262.3	61.6	272.9		596.8	52.6		
Chilexoo Frut Ltda., Soc. Aor.		94.9	95.3	59.7		250.0	24.4		
Aconcaqua Ltda. Exp. (Aconex)		31.5	124.8	4.5	40.8	201.5	18.8		
Geofrut S.A.			74.9			74.9	7.5		
Others		88.6	82.5	72.7		243.8	23.2		
<b>TOTAL TONS</b>	<b>2008-09</b>	<b>477.2</b>	<b>439.1</b>	<b>409.8</b>	<b>40.8</b>	<b>1,366.9</b>			
<b>TOTAL TH.CASES</b>	<b>2008-09</b>	<b>57.8</b>	<b>44.2</b>	<b>22.4</b>	<b>2.2</b>		<b>126.6</b>		

000 Mega Fruit  
Phone: 7 (495) 3858263

Kengiseppskoe Shosse, 7, Office 204  
Ivangorod city, Leningradskaya Oblast  
Russia



### Main Species Detail

Season 2008/2009 (Tons)

EXPORTER		GRAPE	APPLE	KIWIS	PLUM	PEACH	PLUMCOT	NECTARIN	PEAR	TOTAL TONS			TOTAL TH.CASES		
										2008-09	2007-08	2006-07	2008-09	2007-08	2006-07
Aconcaqua Ltda. Exp. (Aconex)		177.3	174.7							352.0	1.105.5		31.2	100.9	
Comexport Ltda.		178.7		39.8						218.4	173.7	30.9	25.8	17.7	1.7
Rucarav S.A., Exportadora y Servicios		98.4								98.4	17.7		12.0	2.2	
Subsole S.A., Exportadora		90.3								90.3	74.8		11.0	8.2	
Valdovinos v Arava Ltda.		81.1								81.1	236.5		9.9	28.8	
Others		368.0	58.7	24.0	28.0	16.6	9.6	8.3		513.2	4,954.9	1,361.0	57.7	478.2	114.8
<b>TOTAL TONS</b>	<b>2008-09</b>	<b>993.8</b>	<b>233.3</b>	<b>63.8</b>	<b>28.0</b>	<b>16.6</b>	<b>9.6</b>	<b>8.3</b>		<b>1,353.4</b>					
<b>TOTAL TONS</b>	<b>2007-08</b>	<b>3,305.0</b>	<b>1,581.2</b>	<b>488.8</b>	<b>315.9</b>	<b>26.7</b>		<b>16.0</b>	<b>766.0</b>		<b>6,563.0</b>				
<b>TOTAL TONS</b>	<b>2006-07</b>	<b>425.0</b>	<b>641.0</b>	<b>260.9</b>	<b>6.6</b>				<b>58.4</b>			<b>1,391.9</b>			
<b>TOTAL TH.CASES</b>	<b>2008-09</b>	<b>121.1</b>	<b>12.8</b>	<b>6.4</b>	<b>3.1</b>	<b>2.1</b>	<b>1.0</b>	<b>1.0</b>					<b>147.6</b>		
<b>TOTAL TH.CASES</b>	<b>2007-08</b>	<b>403.1</b>	<b>86.4</b>	<b>48.5</b>	<b>36.1</b>	<b>3.1</b>		<b>1.9</b>	<b>44.5</b>					<b>636.0</b>	
<b>TOTAL TH.CASES</b>	<b>2006-07</b>	<b>51.3</b>	<b>35.0</b>	<b>26.2</b>	<b>0.7</b>				<b>3.3</b>						<b>116.5</b>

000 Laim

188490 Kingiseppskoe Shosse, 70 office 204  
Ivangorod, Leningrad Region  
Russia



### Main Species Detail

Season 2008/2009 (Tons)

EXPORTER		APPLE	GRAPE	KIWIS	PLUM	PEAR	NECTARIN	PLUMCOT	CLEMENT	TOTAL TONS			TOTAL TH.CASES		
										2008-09	2007-08	2006-07	2008-09	2007-08	2006-07
Golden Fruits Ltda. Exportadora		141.5	189.4	5.5	18.5			9.6		364.4			34.3		
AMS Familv S.A., Comercial		126.5								126.5			6.9		
San Fernando S.A., Frutera (Frusan)		122.9								122.9	33.4	127.0	6.8	2.9	7.1
Bosques BioBio S.A.		92.7								92.7			5.1		
Subsole S.A., Exportadora			33.5	48.0						81.5			8.9		
Others		144.5	247.0	29.2	46.5	62.2	25.0	3.0		557.5	907.4	2,903.8	52.6	89.4	234.4
<b>TOTAL TONS</b>	<b>2008-09</b>	<b>628.2</b>	<b>469.9</b>	<b>82.7</b>	<b>65.0</b>	<b>62.2</b>	<b>25.0</b>	<b>12.6</b>		<b>1,345.5</b>					
<b>TOTAL TONS</b>	<b>2007-08</b>	<b>309.3</b>	<b>484.9</b>	<b>107.4</b>	<b>15.9</b>	<b>23.3</b>					<b>940.8</b>				
<b>TOTAL TONS</b>	<b>2006-07</b>	<b>1,713.1</b>	<b>844.2</b>	<b>323.0</b>		<b>107.6</b>			<b>42.9</b>			<b>3,030.8</b>			
<b>TOTAL TH.CASES</b>	<b>2008-09</b>	<b>34.1</b>	<b>57.3</b>	<b>8.2</b>	<b>7.2</b>	<b>3.5</b>	<b>2.8</b>	<b>1.4</b>					<b>114.5</b>		
<b>TOTAL TH.CASES</b>	<b>2007-08</b>	<b>17.7</b>	<b>60.8</b>	<b>10.7</b>	<b>1.8</b>	<b>1.3</b>								<b>92.3</b>	
<b>TOTAL TH.CASES</b>	<b>2006-07</b>	<b>94.5</b>	<b>104.4</b>	<b>32.3</b>		<b>6.0</b>			<b>4.3</b>						<b>241.4</b>

Coop Norge AS

Phone: 47 22899595  
e-mail: info@coop.no

[www.coop.no](http://www.coop.no)

Postboks 21 Haugenstua  
0915 Oslo  
Norway



### Main Species Detail

Season 2008/2009 (Tons)

EXPORTER		APPLE	KIWIS	AVOCADO	GRAPE	TOTAL TONS			TOTAL TH.CASES		
						2008-09	2007-08	2006-07	2008-09	2007-08	2006-07
Conefrut S.A.		448.0	115.1			563.1	495.1	975.5	65.6	43.7	82.0
San Fernando S.A., Frutera (Frusan)		507.5			26.8	534.3	447.2	361.4	46.3	37.3	28.9
Terrafrut S.A.		192.8				192.8	70.3		15.4	5.6	
Cabilfrut S.A.				42.2		42.2			10.6		
<b>TOTAL TONS</b>	<b>2008-09</b>	<b>1,148.3</b>	<b>115.1</b>	<b>42.2</b>	<b>26.8</b>	<b>1,332.4</b>					
<b>TOTAL TONS</b>	<b>2007-08</b>	<b>1,020.9</b>	<b>47.5</b>		<b>11.1</b>		<b>1,079.4</b>				
<b>TOTAL TONS</b>	<b>2006-07</b>	<b>1,358.5</b>	<b>63.5</b>					<b>1,422.0</b>			
<b>TOTAL TH.CASES</b>	<b>2008-09</b>	<b>92.0</b>	<b>29.5</b>	<b>10.6</b>	<b>5.7</b>				<b>137.8</b>		
<b>TOTAL TH.CASES</b>	<b>2007-08</b>	<b>81.4</b>	<b>8.3</b>		<b>2.4</b>					<b>92.1</b>	
<b>TOTAL TH.CASES</b>	<b>2006-07</b>	<b>106.4</b>	<b>11.4</b>								<b>117.8</b>



[www.naturespride.nl](http://www.naturespride.nl)

Honderland 70  
2676 LS Maasdijk  
The Netherlands

Nature's Pride B.V.

Phone: 31 (174) 525900  
Fax: 31 (174) 525909  
e-mail: [info@naturespride.nl](mailto:info@naturespride.nl)

## Main Species Detail

Season 2008/2009 (Tons)

EXPORTER	AVOCADO	NECTARIN	PLUM	PEACH	BLUEB	CHERRY	NASHI	B. KIWI	TOTAL TONS			TOTAL TH.CASES			
									2008-09	2007-08	2006-07	2008-09	2007-08	2006-07	
Desarrollo Agrario S.A.	1,035.0														
Aoricola Los Mavos Ltda.		94.4	81.8	32.4		18.2									
Comercial Fruticola S.A.					18.9		13.4	12.9							
Sun Belle Berries S.A.					11.2									7.5	
<b>TOTAL TONS</b>	<b>2008-09</b>	<b>1,035.0</b>	<b>94.4</b>	<b>81.8</b>	<b>32.4</b>	<b>30.1</b>	<b>18.2</b>	<b>13.4</b>	<b>12.9</b>	<b>1,326.8</b>					
<b>TOTAL TONS</b>	<b>2007-08</b>	<b>1,163.4</b>	<b>347.5</b>	<b>151.0</b>	<b>100.6</b>	<b>94.5</b>	<b>16.8</b>	<b>7.9</b>	<b>5.3</b>		<b>1,934.2</b>				
<b>TOTAL TONS</b>	<b>2006-07</b>	<b>343.1</b>	<b>113.6</b>	<b>41.2</b>	<b>45.4</b>	<b>56.9</b>		<b>8.0</b>	<b>2.6</b>			<b>669.1</b>			
<b>TOTAL TH.CASES</b>	<b>2008-09</b>	<b>257.5</b>	<b>20.6</b>	<b>20.3</b>	<b>8.8</b>	<b>20.1</b>	<b>4.1</b>	<b>3.3</b>	<b>8.6</b>				<b>349.0</b>		
<b>TOTAL TH.CASES</b>	<b>2007-08</b>	<b>290.9</b>	<b>60.8</b>	<b>28.1</b>	<b>18.7</b>	<b>62.5</b>	<b>4.5</b>	<b>2.0</b>	<b>3.5</b>					<b>497.1</b>	
<b>TOTAL TH.CASES</b>	<b>2006-07</b>	<b>83.8</b>	<b>19.3</b>	<b>7.1</b>	<b>8.6</b>	<b>37.9</b>		<b>1.7</b>	<b>1.7</b>						<b>184.6</b>



[www.eurofrutas.pt](http://www.eurofrutas.pt)

Estrada Principal, Casal das Areias  
Apartado 205, 2616-909, Alverca  
Portugal

Eurofrutas - Sociedade de Frutas, S.A

Phone: 351 (21) 9939700  
Fax: 351 (21) 9939701  
e-mail: [josedias@eurofrutas.pt](mailto:josedias@eurofrutas.pt)  
Contact: José Dias

## Main Species Detail

Season 2008/2009 (Tons)

EXPORTER	APPLE	KIWIS	GRAPE	PEAR	PLUM	TOTAL TONS			TOTAL TH.CASES		
						2008-09	2007-08	2006-07	2008-09	2007-08	2006-07
Del Monte Fresh Produce (Chile) S.A.	488.1	90.5	118.1	25.9		722.5			58.1		
Greenvic Comercial S.A.	42.8	264.0	63.0	21.8		391.6	507.8	285.6	40.6	48.9	26.4
Maana Tradinq S.A., Exportadora	72.5					72.5			5.8		
Aqua Santa, Exportadora (Greentree)			63.6			63.6	179.2	361.8	10.6	17.9	48.4
Catania Chile S.A.		22.4				22.4			2.2		
<b>TOTAL TONS</b>	<b>2008-09</b>	<b>603.4</b>	<b>376.9</b>	<b>244.6</b>	<b>47.8</b>	<b>1,272.6</b>					
<b>TOTAL TONS</b>	<b>2007-08</b>	<b>42.6</b>	<b>587.2</b>	<b>34.7</b>	<b>22.6</b>		<b>687.0</b>				
<b>TOTAL TONS</b>	<b>2006-07</b>	<b>21.4</b>	<b>381.0</b>	<b>134.2</b>	<b>64.8</b>	<b>46.0</b>		<b>647.4</b>			
<b>TOTAL TH.CASES</b>	<b>2008-09</b>	<b>36.5</b>	<b>37.7</b>	<b>40.3</b>	<b>2.9</b>				<b>117.3</b>		
<b>TOTAL TH.CASES</b>	<b>2007-08</b>	<b>2.3</b>	<b>58.7</b>	<b>4.2</b>	<b>1.5</b>				<b>66.8</b>		
<b>TOTAL TH.CASES</b>	<b>2006-07</b>	<b>1.2</b>	<b>38.1</b>	<b>22.0</b>	<b>4.3</b>	<b>9.2</b>					<b>74.8</b>



Cours d'Alsace - Bât C5 PLA 410  
94619 Rungis  
61140

Terragaia

Phone: 33 (1) 45126200  
Fax: 33 (1) 49780302  
e-mail: [a.luong@terragaia.fr](mailto:a.luong@terragaia.fr)  
Contact: André Luong

## Main Species Detail

Season 2008/2009 (Tons)

EXPORTER	APPLE	KIWIS	PEAR	GRAPE	CHERRY	NECTARIN	PEACH	APRICOT	TOTAL TONS		TOTAL TH.CASES	
									2008-09	2007-08	2008-09	2007-08
Maana Tradinq S.A., Exportadora	643.1		107.8	26.5	1.3				778.7		55.0	
Greenvic Comercial S.A.	64.0	120.0		27.9		2.2	3.0	2.9	220.4		24.1	
Lontue S.A., Dist. de Frutas (Lonfrut)	148.2	44.8							206.3		15.4	
Convallis S.A. Exportadora				1.8	2.4	0.9			5.1		1.1	
Aconcaqua Ltda. Exp. (Aconex)						1.3	1.3	0.7	3.4		0.9	
Trinidad Exports S.A.				1.4					1.4		0.3	
<b>TOTAL TONS</b>	<b>2008-09</b>	<b>855.2</b>	<b>164.8</b>	<b>107.8</b>	<b>57.5</b>	<b>17.0</b>	<b>4.4</b>	<b>4.4</b>	<b>3.6</b>	<b>1,215.3</b>		
<b>TOTAL TH.CASES</b>	<b>2008-09</b>	<b>53.5</b>	<b>16.5</b>	<b>7.2</b>	<b>12.8</b>	<b>3.4</b>	<b>1.2</b>	<b>1.1</b>	<b>1.1</b>		<b>96.9</b>	



RGS Company Ltd.  
Phone: 7 (812) 708 8522  
Fax: 7 (812) 702 4360  
e-mail: info@rgsco.ru

[www.rgsco.ru](http://www.rgsco.ru)  
UL. Gleba Uspenskogo, D.3, LIT. M, POM. 2H  
196084 St. Petersburg  
Russia



## Main Species Detail

Season 2008/2009 (Tons)

EXPORTER	GRAPE	APPLE	PLUM	NECTARIN	PEAR	PEACH	KIWIS	PLUMCOT	TOTAL TONS		TOTAL TH.CASES	
									2008-09	2007-08	2008-09	2007-08
Aconcaqua Ltda, Exp. (Aconex)	160.7	67.5	107.9	34.3		8.3	10.4	8.9	398.1	1,164.4	43.9	120.3
Verfrut S.A., Sociedad Exportadora		335.2		15.8					351.0		20.4	
Exser Ltda.	199.4								199.4	110.2	24.3	13.4
David del Curto S.A.	15.7	55.2			23.0				94.0		6.1	
Oonenheimer Chile Ltda. Serv. Agríc.	83.4								83.4	273.5	10.2	23.8
Others	18.4	5.3	38.4	8.6		9.4	5.2		85.3	1,612.1	9.5	149.9
<b>TOTAL TONS</b>	<b>2008-09</b>	<b>477.7</b>	<b>463.3</b>	<b>146.3</b>	<b>58.8</b>	<b>23.0</b>	<b>17.7</b>	<b>15.6</b>	<b>8.9</b>	<b>1,211.2</b>		
<b>TOTAL TONS</b>	<b>2007-08</b>	<b>1,306.9</b>	<b>1,049.0</b>	<b>312.9</b>	<b>59.1</b>		<b>20.6</b>	<b>411.6</b>		<b>3,160.2</b>		
<b>TOTAL TH.CASES</b>	<b>2008-09</b>	<b>58.3</b>	<b>25.3</b>	<b>17.2</b>	<b>7.3</b>	<b>1.3</b>	<b>2.1</b>	<b>1.6</b>	<b>1.3</b>		<b>114.3</b>	
<b>TOTAL TH.CASES</b>	<b>2007-08</b>	<b>162.0</b>	<b>56.6</b>	<b>38.3</b>	<b>6.7</b>		<b>2.3</b>	<b>41.6</b>				<b>307.5</b>

## Comercial Frutera Ilerdense S.A.

Phone: 34 (973) 271177  
Fax: 34 (973) 267886  
e-mail: cofri\_ileida@cofri.com  
Contact: Antonio Latorre

[www.cofri.com](http://www.cofri.com)

Pasaje Joc de la Bola 4 2° 1°  
78 - 80 - 25003 Lleida  
Spain



## Main Species Detail

Season 2008/2009 (Tons)

EXPORTER	APPLE	KIWIS	PEAR	PLUM	GRAPE	CHERRY	BLUEB	CURRANT	TOTAL TONS			TOTAL TH.CASES		
									2008-09	2007-08	2006-07	2008-09	2007-08	2006-07
AMS Family S.A., Comercial	172.7	68.5		18.6					259.9	932.1	549.7	28.0	99.7	68.9
Jaime Bosh B e Hijos Cia. Ltda.	195.0	44.8							239.8	300.1	186.9	17.2	20.8	12.8
Los Lirios S.A., Exportadora	188.0			23.4	18.7				230.1	260.2	301.5	18.4	20.4	23.0
Comercial SM Plus Ltda.		156.8							156.8			15.7		
Agrisouth Estates Chile S.A.	74.9		35.2						110.1	450.4	368.8	14.6	47.3	41.1
Others	124.2	44.8	17.6						186.7	242.9	227.1	14.4	16.9	27.9
<b>TOTAL TONS</b>	<b>2008-09</b>	<b>754.9</b>	<b>314.9</b>	<b>52.8</b>	<b>42.0</b>	<b>18.7</b>			<b>1,183.3</b>					
<b>TOTAL TONS</b>	<b>2007-08</b>	<b>1,483.1</b>	<b>387.5</b>	<b>125.8</b>	<b>153.6</b>	<b>31.0</b>	<b>4.7</b>			<b>2,185.7</b>				
<b>TOTAL TONS</b>	<b>2006-07</b>	<b>1,112.0</b>	<b>199.4</b>	<b>125.8</b>	<b>97.6</b>	<b>51.3</b>	<b>19.2</b>	<b>23.3</b>	<b>2.7</b>		<b>1,633.9</b>			
<b>TOTAL TH.CASES</b>	<b>2008-09</b>	<b>59.3</b>	<b>31.4</b>	<b>8.4</b>	<b>6.9</b>	<b>2.3</b>						<b>108.2</b>		
<b>TOTAL TH.CASES</b>	<b>2007-08</b>	<b>127.2</b>	<b>38.1</b>	<b>12.3</b>	<b>21.5</b>	<b>5.1</b>	<b>0.9</b>						<b>205.1</b>	
<b>TOTAL TH.CASES</b>	<b>2006-07</b>	<b>104.9</b>	<b>19.7</b>	<b>10.6</b>	<b>17.0</b>	<b>6.5</b>	<b>3.8</b>	<b>9.0</b>	<b>1.8</b>					<b>173.7</b>

## Coop Danmark A/S

Phone: 45 864386 / 43 862004  
Fax: 45 863386  
e-mail: nettorvet@coop.dk

[www.coop.dk](http://www.coop.dk)

Roskildevej 65  
2620 Albertslund  
Denmark



## Main Species Detail

Season 2008/2009 (Tons)

EXPORTER	GRAPE	KIWIS	APPLE	AVOCADO	PEAR	TOTAL TONS			TOTAL TH.CASES		
						2008-09	2007-08	2006-07	2008-09	2007-08	2006-07
San Fernando S.A., Frutera (Frusan)	833.7					833.7	262.8		178.0	57.4	
Copefrut S.A.		216.0				216.0	108.0	537.6	43.2	21.6	36.4
APF Export S.A.			127.0			127.0			7.0		
<b>TOTAL TONS</b>	<b>2008-09</b>	<b>833.7</b>	<b>216.0</b>	<b>127.0</b>		<b>1,176.7</b>					
<b>TOTAL TONS</b>	<b>2007-08</b>	<b>262.8</b>	<b>108.0</b>		<b>19.7</b>		<b>390.6</b>				
<b>TOTAL TONS</b>	<b>2006-07</b>			<b>158.5</b>	<b>84.5</b>	<b>527.3</b>		<b>770.2</b>			
<b>TOTAL TH.CASES</b>	<b>2008-09</b>	<b>178.0</b>	<b>43.2</b>	<b>7.0</b>					<b>228.2</b>		
<b>TOTAL TH.CASES</b>	<b>2007-08</b>	<b>57.4</b>	<b>21.6</b>		<b>4.5</b>				<b>83.5</b>		
<b>TOTAL TH.CASES</b>	<b>2006-07</b>			<b>12.8</b>	<b>21.1</b>	<b>35.2</b>					<b>69.1</b>



### Main Species Detail

Season 2008/2009 (Tons)

EXPORTER	BLUEB	CURRANT	RASPB	BLACKB	PERSIMON	GOOSEB.	CHERRY	PLUM	TOTAL TONS			TOTAL TH.CASES		
									2008-09	2007-08	2006-07	2008-09	2007-08	2006-07
Hortifrut Chile S.A.	981.1	11.0	8.8	2.3					1.003.2	807.2	832.7	620.6	435.8	489.4
South Pacific Trading Ltda.	66.0								66.0	57.0	102.2	41.5	32.7	63.4
Entre Ríos Farms	65.7								65.7	44.3	11.4	42.2	27.5	6.4
Fruix Ltda. Exportadora	32.2								32.2		25.1	20.6		15.4
<b>TOTAL TONS</b>	<b>2008-09</b>	<b>1.145.0</b>	<b>11.0</b>	<b>8.8</b>	<b>2.3</b>				<b>1.167.1</b>					
<b>TOTAL TONS</b>	<b>2007-08</b>	<b>872.8</b>	<b>3.9</b>	<b>28.8</b>	<b>1.1</b>	<b>3.6</b>	<b>1.8</b>	<b>1.3</b>		<b>914.1</b>				
<b>TOTAL TONS</b>	<b>2006-07</b>	<b>903.5</b>	<b>0.02</b>	<b>52.4</b>	<b>3.9</b>	<b>33.4</b>	<b>0.008</b>		<b>62.1</b>		<b>1.073.6</b>			
<b>TOTAL TH.CASES</b>	<b>2008-09</b>	<b>709.9</b>	<b>7.1</b>	<b>6.4</b>	<b>1.5</b>							<b>724.9</b>		
<b>TOTAL TH.CASES</b>	<b>2007-08</b>	<b>472.6</b>	<b>2.6</b>	<b>19.1</b>	<b>0.7</b>	<b>1.2</b>	<b>1.0</b>	<b>0.3</b>	<b>0.1</b>				<b>497.6</b>	
<b>TOTAL TH.CASES</b>	<b>2006-07</b>	<b>540.6</b>	<b>0.01</b>	<b>28.7</b>	<b>2.3</b>	<b>10.4</b>	<b>0.004</b>		<b>13.8</b>					<b>600.3</b>



### Main Species Detail

Season 2008/2009 (Tons)

EXPORTER	APPLE	ORANGE	GRAPE	NECTARIN	PLUM	PEAR	TOTAL TONS			TOTAL TH.CASES			
							2008-09	2007-08	2006-07	2008-09	2007-08	2006-07	
San Fco. Lo Garcés, Soc. Ltda.		358.7	18.4	36.0	23.0		436.1	101.4		33.4	6.5		
Geofrut S.A.	124.9		160.9				285.8			26.6			
San Clemente S.A., Exp.	212.0						212.0			11.6			
Scramble Ltda., Ases. e Inv.			88.3				88.3			10.9			
Polar Fruit International S.A.			71.8				71.8			8.8			
Rucarav S.A., Exportadora y Servicios	64.2						64.2			3.5			
<b>TOTAL TONS</b>	<b>2008-09</b>	<b>401.1</b>	<b>358.7</b>	<b>339.4</b>	<b>36.0</b>	<b>23.0</b>	<b>1.158.2</b>						
<b>TOTAL TONS</b>	<b>2007-08</b>	<b>273.5</b>	<b>373.8</b>	<b>59.1</b>		<b>21.9</b>	<b>728.3</b>						
<b>TOTAL TONS</b>	<b>2006-07</b>	<b>347.7</b>		<b>123.3</b>		<b>91.2</b>		<b>562.2</b>					
<b>TOTAL TH.CASES</b>	<b>2008-09</b>	<b>22.1</b>	<b>23.9</b>	<b>41.7</b>	<b>4.5</b>	<b>2.6</b>				<b>94.8</b>			
<b>TOTAL TH.CASES</b>	<b>2007-08</b>	<b>14.3</b>	<b>22.3</b>	<b>7.1</b>		<b>1.2</b>					<b>45.0</b>		
<b>TOTAL TH.CASES</b>	<b>2006-07</b>	<b>18.7</b>		<b>15.0</b>		<b>5.3</b>						<b>39.0</b>	



### Main Species Detail

Season 2008/2009 (Tons)

EXPORTER	GRAPE	APPLE	PLUM	ORANGE	CHERRY	APRICOT	KIWIS	AVOCADO	TOTAL TONS			TOTAL TH.CASES		
									2008-09	2007-08	2006-07	2008-09	2007-08	2006-07
Finest Fruits S.A.	592.8								592.8	206.5	10.8	72.5	25.2	2.4
Veneto S.A. Inversiones y Agrícola	206.9								206.9	119.7	9.4	25.2	14.6	1.2
Comercializadora Paine Ltda.	124.9								124.9			15.2		
Corp. Frut. Chilena S.A. (Corfrut)	35.4	64.2							99.6			7.8		
Atlántida Ltda. Soc. Agríc. e Inm.	17.3		60.4						77.7			14.2		
Andes Specialtv Meats Ltda., Com.				49.5					49.5			2.9		
<b>TOTAL TONS</b>	<b>2008-09</b>	<b>977.4</b>	<b>64.2</b>	<b>60.4</b>	<b>49.5</b>				<b>1.151.5</b>					
<b>TOTAL TONS</b>	<b>2007-08</b>	<b>414.7</b>			<b>5.8</b>	<b>0.6</b>			<b>421.1</b>					
<b>TOTAL TONS</b>	<b>2006-07</b>	<b>357.8</b>	<b>64.1</b>				<b>320.6</b>	<b>270.6</b>		<b>1.013.0</b>				
<b>TOTAL TH.CASES</b>	<b>2008-09</b>	<b>119.4</b>	<b>3.5</b>	<b>12.1</b>	<b>2.9</b>							<b>137.9</b>		
<b>TOTAL TH.CASES</b>	<b>2007-08</b>	<b>50.6</b>			<b>1.2</b>	<b>0.1</b>							<b>51.8</b>	
<b>TOTAL TH.CASES</b>	<b>2006-07</b>	<b>48.1</b>	<b>3.5</b>				<b>32.3</b>	<b>68.6</b>						<b>152.5</b>



### Main Species Detail

Season 2008/2009 (Tons)

EXPORTER	APPLE	GRAPE	PEAR	KIWIS	CHERRY	PEACH	PLUM	NECTARIN	TOTAL TONS			TOTAL TH.CASES		
									2008-09	2007-08	2006-07	2008-09	2007-08	2006-07
Conefrut S.A.	393.5	17.7	168.0	64.0	64.0	15.6	10.4	8.7	741.9	609.2		59.8	45.1	
Scramble Ltda., Ases. e Inv.		192.6							192.6			23.6		
Lo Castillo Exportaciones Ltda.		66.1							66.1	53.1		8.1	6.5	
Bauza Export Ltda.		50.2							50.2			6.1		
Trinidad Exports S.A.				45.7					45.7			4.5		
Others		25.2		22.4					47.6	301.0	801.3	5.3	31.3	77.8
<b>TOTAL TONS</b>	<b>2008-09</b>	<b>393.5</b>	<b>351.8</b>	<b>168.0</b>	<b>132.1</b>	<b>64.0</b>	<b>15.6</b>	<b>10.4</b>	<b>8.7</b>	<b>1,144.1</b>				
<b>TOTAL TONS</b>	<b>2007-08</b>	<b>327.8</b>	<b>154.1</b>	<b>200.4</b>	<b>247.8</b>	<b>33.2</b>					<b>963.3</b>			
<b>TOTAL TONS</b>	<b>2006-07</b>	<b>128.4</b>	<b>265.7</b>	<b>88.3</b>	<b>313.6</b>	<b>5.3</b>						<b>801.3</b>		
<b>TOTAL TH.CASES</b>	<b>2008-09</b>	<b>22.6</b>	<b>43.1</b>	<b>11.2</b>	<b>13.1</b>	<b>12.8</b>	<b>2.1</b>	<b>1.4</b>	<b>1.2</b>			<b>107.4</b>		
<b>TOTAL TH.CASES</b>	<b>2007-08</b>	<b>19.3</b>	<b>18.8</b>	<b>13.4</b>	<b>24.8</b>	<b>6.6</b>							<b>82.9</b>	
<b>TOTAL TH.CASES</b>	<b>2006-07</b>	<b>7.1</b>	<b>32.4</b>	<b>5.9</b>	<b>31.4</b>	<b>1.1</b>								<b>77.8</b>

### Muñoz Mehadrin UK Ltd.

Phone: 44 (1354) 697600  
Fax: 44 (1354) 696051  
e-mail: [ian.williams@munoz.co.uk](mailto:ian.williams@munoz.co.uk)  
Contact: Ian Williams

[www.munoz.co.uk](http://www.munoz.co.uk)

Frans House Fenton Way, Chatteris  
Cambridgeshire, PE16 6UP  
United Kingdom



### Main Species Detail

Season 2008/2009 (Tons)

EXPORTER	GRAPE	CLEMENT	TOTAL TONS			TOTAL TH.CASES		
			2008-09	2007-08	2006-07	2008-09	2007-08	2006-07
Santa Elena S.A., Exportadora	757.2		757.2	780.8	678.6	127.5	113.7	82.2
Gestión de Export. Frut. S.A.(Gesex)	222.6		222.6	457.5	354.6	29.6	54.7	42.4
Dole Chile S.A.	84.3		84.3	8.7		16.8	1.1	
Subsole S.A., Exportadora	46.5		46.5	184.6		9.3	17.6	
El Maitenal S.A., Arícola	25.0		25.0			5.0		
<b>TOTAL TONS</b>	<b>2008-09</b>	<b>1,135.7</b>	<b>1,135.7</b>					
<b>TOTAL TONS</b>	<b>2007-08</b>	<b>1,368.9</b>	<b>62.6</b>	<b>1,431.5</b>				
<b>TOTAL TONS</b>	<b>2006-07</b>	<b>1,033.2</b>	<b>448.5</b>		<b>1,481.7</b>			
<b>TOTAL TH.CASES</b>	<b>2008-09</b>	<b>188.1</b>				<b>188.1</b>		
<b>TOTAL TH.CASES</b>	<b>2007-08</b>	<b>183.0</b>	<b>4.0</b>				<b>187.0</b>	
<b>TOTAL TH.CASES</b>	<b>2006-07</b>	<b>124.6</b>	<b>29.9</b>					<b>154.5</b>

### Frutas Niqui Madrimport S.L.

Phone: 34 (91) 5071650  
Fax: 34 (91) 5071584  
e-mail: [mnuno@niqui.es](mailto:mnuno@niqui.es)  
Contact: Michael Nuño van Gemert

[www.niqui.es](http://www.niqui.es)

Mercamadrid, parcela J - 3  
CP 28053, Madrid  
Spain



### Main Species Detail

Season 2008/2009 (Tons)

EXPORTER	KIWIS	APPLE	GRAPE	ORANGE	WALNUT	CHERRY	PLUM	GRAPEFR.	TOTAL TONS			TOTAL TH.CASES		
									2008-09	2007-08	2006-07	2008-09	2007-08	2006-07
Ecoaustral Ltda.	403.1	139.5				3.6			546.3	487.8	434.0	52.2	49.0	47.4
Pataonia Export S.A.		211.9							211.9	109.5		12.5	11.9	
Los Lirios S.A., Exportadora	46.3	62.4	55.7		40.0				204.4	305.1	289.8	16.5	24.9	29.4
Southern Fruit, Exportadora			92.5						92.5			11.3		
Cabilfrut S.A.				69.4					69.4			4.1		
Others						4.4			4.4	47.4	446.6	1.3	4.2	31.9
<b>TOTAL TONS</b>	<b>2008-09</b>	<b>449.5</b>	<b>413.8</b>	<b>148.2</b>	<b>69.4</b>	<b>40.0</b>	<b>8.0</b>		<b>1,128.9</b>					
<b>TOTAL TONS</b>	<b>2007-08</b>	<b>412.5</b>	<b>338.2</b>	<b>146.0</b>	<b>39.4</b>	<b>13.7</b>				<b>949.9</b>				
<b>TOTAL TONS</b>	<b>2006-07</b>	<b>508.0</b>	<b>190.3</b>	<b>81.2</b>	<b>226.4</b>	<b>20.0</b>	<b>3.8</b>	<b>79.7</b>	<b>58.5</b>		<b>1,170.5</b>			
<b>TOTAL TH.CASES</b>	<b>2008-09</b>	<b>44.9</b>	<b>27.0</b>	<b>18.1</b>	<b>4.1</b>	<b>1.6</b>	<b>2.0</b>					<b>97.8</b>		
<b>TOTAL TH.CASES</b>	<b>2007-08</b>	<b>41.2</b>	<b>25.6</b>	<b>17.8</b>	<b>2.6</b>	<b>2.7</b>							<b>90.0</b>	
<b>TOTAL TH.CASES</b>	<b>2006-07</b>	<b>51.0</b>	<b>11.8</b>	<b>9.9</b>	<b>14.4</b>	<b>2.0</b>	<b>0.8</b>	<b>14.5</b>	<b>3.9</b>					<b>108.7</b>



[www.jokofruit.nl](http://www.jokofruit.nl)  
Marconistraat 7a  
3029 AE Rotterdam  
The Netherlands

Jokofruit B.V.  
Phone: 31 (10) 4761166  
Fax: 31 (10) 4763368  
e-mail: [jokofruit@joko.nl](mailto:jokofruit@joko.nl)  
Contact: Daan van der Kooij

### Main Species Detail

Season 2008/2009 (Tons)

EXPORTER	PEAR	APPLE	GRAPE	AVOCADO	ORANGE	TOTAL TONS		TOTAL TH.CASES	
						2008-09	2007-08	2008-09	2007-08
Ines Escobar y Cia Ltda	415.5	100.9				516.4	576.9	36.2	39.6
San Fernando S.A., Frutera (Frusan)	122.8	235.2	84.5			442.4	242.9	44.6	35.3
Terramater S.A.		169.2				169.2	385.0	9.3	21.4
<b>TOTAL TONS</b>	2008-09	538.3	505.3	84.5		1,128.0			
<b>TOTAL TONS</b>	2007-08	412.5	682.5	47.5	62.3	19.5	1,224.3		
<b>TOTAL TH.CASES</b>	2008-09	43.0	23.3	18.8				90.1	
<b>TOTAL TH.CASES</b>	2007-08	32.6	37.6	10.6	15.6	1.3			97.6



[www.nortonfolgate.com](http://www.nortonfolgate.com)  
4 Calico House, Clove Hitch Quay  
Battersea, London SW11 3TN  
United Kingdom

Norton Folgate Marketing Ltd.  
Phone: 44 (207) 228 9251  
Fax: 44 (207) 228 9728  
e-mail: [info@nortonfolgate.com](mailto:info@nortonfolgate.com)  
Contact: Matthew Hancock

### Main Species Detail

Season 2008/2009 (Tons)

EXPORTER	CHERRY	PLUM	NECTARIN	PEACH	TOTAL TONS			TOTAL TH.CASES		
					2008-09	2007-08	2006-07	2008-09	2007-08	2006-07
Agricola Los Mayos Ltda.		139.4	128.5		267.9			25.4		
San Fco. Lo Garcés, Soc. Ltda.	266.4				266.4	510.8	338.7	53.0	99.7	66.5
Rancaqua, Cia. Exo. Ltda.	218.8				218.8	200.0	176.5	42.5	40.1	35.3
Copefruit S.A.	185.3				185.3	319.8	242.2	31.4	63.1	48.4
David del Curto S.A.		108.0			108.0			9.0		
Others	17.6	40.3	21.6		79.5	35.6		10.4	7.1	
<b>TOTAL TONS</b>	2008-09	688.0	287.7	150.1	1,125.9					
<b>TOTAL TONS</b>	2007-08	1,066.2			1,066.2					
<b>TOTAL TONS</b>	2006-07	747.3					757.4			
<b>TOTAL TH.CASES</b>	2008-09	130.4	27.7	13.6				171.7		
<b>TOTAL TH.CASES</b>	2007-08	210.0							210.0	
<b>TOTAL TH.CASES</b>	2006-07	149.4								150.3



[www.lesrives.be](http://www.lesrives.be)  
Strombeeklinde 32  
1853 Strombeek-Bever  
Belgium

Ringoot Fruit N.V. S.A.  
Phone: 32 (2) 2426236  
Fax: 32 (2) 2420412  
e-mail: [info@lesrives.be](mailto:info@lesrives.be)

### Main Species Detail

Season 2008/2009 (Tons)

EXPORTER	APPLE	PLUM	NECTARIN	KIWIS	GRAPE	CHERRY	BLUEB	BLACKB	TOTAL TONS			TOTAL TH.CASES		
									2008-09	2007-08	2006-07	2008-09	2007-08	2006-07
AMS Family S.A., Comercial	568.9	115.8		44.8		9.0	0.7		739.2	845.3	468.4	82.7	96.5	50.1
Comercial SM Plus Ltda.	119.9			31.8	2.4				154.1			15.0		
San Fco. Lo Garcés, Soc. Ltda.		26.5	65.3						91.8	41.5	36.3	13.8	5.3	4.5
Novafrix S.A.		44.2	22.4						66.6			13.3		
Alfonso Eyzaguirre y Cia. Ltda. Com.					44.8				44.8	13.2		10.0	2.9	
Meafrut Ltda.					17.0				17.0			3.4		
<b>TOTAL TONS</b>	2008-09	688.9	186.4	87.7	76.6	64.2	9.0	0.7	1,113.5					
<b>TOTAL TONS</b>	2007-08	707.4	179.2	49.5		46.8	9.9	4.8	0.1	997.9				
<b>TOTAL TONS</b>	2006-07	374.5	91.3	28.8		126.0	4.5	4.1			685.4			
<b>TOTAL TH.CASES</b>	2008-09	64.3	34.7	13.5	8.3	13.9	3.0	0.5				138.2		
<b>TOTAL TH.CASES</b>	2007-08	65.5	33.0	7.3		10.4	2.7	3.1	0.09				122.0	
<b>TOTAL TH.CASES</b>	2006-07	31.4	17.0	3.6		26.1	0.9	2.6						86.4

## IVG White (Sales) Ltd.

Phone: 44 (0) 1536 726663  
 Fax: 44 (0) 1536 725249  
 e-mail: julian@ivgw.demon.co.uk  
 Contact: Mr. A Beba

Finedon Rd, Finedon  
 Northampton, NN9 5NQ  
 United Kingdom



### Main Species Detail

Season 2008/2009 (Tons)

EXPORTER	GRAPE	KIWIS	APPLE	PLUM	NECTARIN	TOTAL TONS			TOTAL TH.CASES		
						2008-09	2007-08	2006-07	2008-09	2007-08	2006-07
Subsole S.A., Exportadora	108.3	216.0				324.3	374.2		43.3	50.7	
Conefrut S.A.		89.6	174.8	17.3		281.7	53.0		22.6	3.8	
Gestión de Export. Frut. S.A.(Gesex)	134.8		20.6	94.3	6.6	256.2	516.6	342.9	41.2	86.4	59.3
Lafrut Export. Agropec. Ltda.	165.5					165.5			33.1		
Trinidad Exports S.A.			56.3			56.3	159.7	141.8	4.5	12.3	11.1
Prize Ltda., Exportadora		24.0				24.0			2.4		
<b>TOTAL TONS</b>	<b>2008-09</b>	<b>408.6</b>	<b>329.6</b>	<b>251.7</b>	<b>111.6</b>	<b>6.6</b>	<b>1,108.0</b>				
<b>TOTAL TONS</b>	<b>2007-08</b>	<b>496.1</b>	<b>241.2</b>	<b>249.3</b>	<b>107.1</b>	<b>54.2</b>		<b>1,148.0</b>			
<b>TOTAL TONS</b>	<b>2006-07</b>	<b>247.6</b>	<b>44.1</b>	<b>120.1</b>	<b>85.3</b>	<b>48.3</b>			<b>545.4</b>		
<b>TOTAL TH.CASES</b>	<b>2008-09</b>	<b>81.7</b>	<b>33.0</b>	<b>16.9</b>	<b>14.5</b>	<b>1.0</b>			<b>147.1</b>		
<b>TOTAL TH.CASES</b>	<b>2007-08</b>	<b>99.2</b>	<b>24.1</b>	<b>18.2</b>	<b>12.2</b>	<b>8.3</b>				<b>162.1</b>	
<b>TOTAL TH.CASES</b>	<b>2006-07</b>	<b>48.2</b>	<b>4.5</b>	<b>8.8</b>	<b>10.7</b>	<b>8.0</b>					<b>80.3</b>

## Worldwide Fruits UK

Phone: 44 (1775) 717000  
 Fax: 44 (1775) 717001  
 e-mail: Paul.Cassin@sworldwidefruit.co.uk  
 Contact: Paul Cassinos

[www.worldwidefruit.co.uk](http://www.worldwidefruit.co.uk)

Apple Way, Wardentree Lane  
 Lincolnshire PE11 3BB  
 United Kingdom

WORLDWIDE  fruit

### Main Species Detail

Season 2008/2009 (Tons)

EXPORTER	APPLE	KIWIS	TOTAL TONS			TOTAL TH.CASES		
			2008-09	2007-08	2006-07	2008-09	2007-08	2006-07
San Clemente S.A., Exp.	644.9		644.9			40.6		
Unifrutti Traders Ltda.	354.0		354.0	291.8		22.8	17.7	
Conefrut S.A.	63.5		63.5	998.1	583.6	3.5	65.7	43.6
San Clemente Ltda. Agrícola	37.4		37.4	2,250.4	1,417.4	2.4	150.3	94.8
<b>TOTAL TONS</b>	<b>2008-09</b>	<b>1,099.8</b>	<b>1,099.8</b>					
<b>TOTAL TONS</b>	<b>2007-08</b>	<b>3,882.4</b>		<b>3,882.4</b>				
<b>TOTAL TONS</b>	<b>2006-07</b>	<b>2,384.2</b>	<b>687.9</b>			<b>3,072.0</b>		
<b>TOTAL TH.CASES</b>	<b>2008-09</b>	<b>69.3</b>				<b>69.3</b>		
<b>TOTAL TH.CASES</b>	<b>2007-08</b>	<b>252.5</b>					<b>252.5</b>	
<b>TOTAL TH.CASES</b>	<b>2006-07</b>	<b>155.8</b>	<b>87.4</b>					<b>243.2</b>

## Premier Fruits (Western Int) Ltd.

Phone: 44 (20) 8573 0321  
 Fax: 44 (20) 8561 0788  
 e-mail: jason@premierfruits.co.uk

Hall 2 Stand 74-77, Western International Market  
 Hayes Rd., Southall, Middlesex  
 United Kingdom



### Main Species Detail

Season 2008/2009 (Tons)

EXPORTER	APPLE	KIWIS	GRAPE	CHERRY	TOTAL TONS			TOTAL TH.CASES		
					2008-09	2007-08	2006-07	2008-09	2007-08	2006-07
Pataonia Export S.A.	943.7	89.6	63.4		1,096.7	403.7	780.1	88.0	38.6	65.6
<b>TOTAL TONS</b>	<b>2008-09</b>	<b>943.7</b>	<b>89.6</b>	<b>63.4</b>	<b>1,096.7</b>					
<b>TOTAL TONS</b>	<b>2007-08</b>	<b>193.6</b>	<b>43.2</b>	<b>165.0</b>		<b>403.7</b>				
<b>TOTAL TONS</b>	<b>2006-07</b>	<b>723.8</b>		<b>56.3</b>			<b>780.1</b>			
<b>TOTAL TH.CASES</b>	<b>2008-09</b>	<b>65.4</b>	<b>9.0</b>	<b>13.6</b>				<b>88.0</b>		
<b>TOTAL TH.CASES</b>	<b>2007-08</b>	<b>13.7</b>	<b>4.3</b>	<b>20.1</b>	<b>0.4</b>				<b>38.6</b>	
<b>TOTAL TH.CASES</b>	<b>2006-07</b>	<b>53.1</b>		<b>12.5</b>						<b>65.6</b>



[www.helfergroup.com](http://www.helfergroup.com)

1, Rue des Tropiques, 8  
F - 94538, Rungis Cedex  
France

Georges Helfer S.A.

Phone: 33 (1) 45123650  
Fax: 33 (1) 45604852  
e-mail: [helfer.rungis@helferfrance.fr](mailto:helfer.rungis@helferfrance.fr)  
Contact: Mr Georges Helfer

## Main Species Detail

Season 2008/2009 (Tons)

EXPORTER	AVOCADO	KIWIS	GRAPE	APPLE	PEAR	FIG	TOTAL TONS			TOTAL TH.CASES		
							2008-09	2007-08	2006-07	2008-09	2007-08	2006-07
Aoricola Dalbosco Hnos.v Cia Ltda.	365.3						365.3			83.5		
Eloui, Asesoría Agronómica			249.4				249.4	307.9	316.3	51.1	63.3	66.2
Copefrut S.A.		149.1					149.1	211.9		12.3	17.0	
Terrafrut S.A.		81.4		63.5			144.9	41.4		10.8	7.0	
Catania Chile S.A.		67.2	14.4	42.8			124.4			12.3		
Exportadora M 5 S.A.	23.9						23.9			4.8		
<b>TOTAL TONS</b>	<b>2008-09</b>	<b>389.2</b>	<b>297.6</b>	<b>263.8</b>	<b>106.3</b>		<b>1,057.0</b>					
<b>TOTAL TONS</b>	<b>2007-08</b>	<b>253.4</b>	<b>320.5</b>	<b>309.4</b>	<b>63.5</b>			<b>946.8</b>				
<b>TOTAL TONS</b>	<b>2006-07</b>	<b>1,575.9</b>	<b>114.6</b>	<b>325.7</b>	<b>231.1</b>	<b>78.0</b>	<b>2.5</b>		<b>2,327.8</b>			
<b>TOTAL TH.CASES</b>	<b>2008-09</b>	<b>88.3</b>	<b>26.3</b>	<b>54.3</b>	<b>5.9</b>					<b>174.8</b>		
<b>TOTAL TH.CASES</b>	<b>2007-08</b>	<b>63.4</b>	<b>30.7</b>	<b>63.6</b>	<b>3.5</b>						<b>161.2</b>	
<b>TOTAL TH.CASES</b>	<b>2006-07</b>	<b>394.0</b>	<b>11.5</b>	<b>67.6</b>	<b>12.9</b>	<b>6.0</b>	<b>1.2</b>					<b>493.3</b>



[www.univeg.de](http://www.univeg.de)

Breitenweg 29-33  
D - 28195, Bremen  
Germany

Direct Fruit Marketing DFM GmbH

Phone: 49 (421) 3014-157/-152/-102  
Fax: 49 (421) 1692317  
e-mail: [bettina.thielbahr@univeg.de](mailto:bettina.thielbahr@univeg.de)  
Contact: Bettina Müller-Thielbahr

## Main Species Detail

Season 2008/2009 (Tons)

EXPORTER	GRAPE	APPLE	PLUM	KIWIS	AVOCADO	CHERRY	PEAR	CLEMENT	TOTAL TONS			TOTAL TH.CASES		
									2008-09	2007-08	2006-07	2008-09	2007-08	2006-07
Guillermo Prohens Sommella S.A.	413.0								413.0	197.3		88.7	41.8	
Aoroneocios Valles del Norte Ltda	246.7		27.6						274.2	52.0		51.8	9.9	
Fenix S.A.		122.3							122.3	403.5	1,085.4	6.7	22.2	60.6
Verfrut S.A., Sociedad Exportadora	96.9								96.9	119.9		20.3	25.3	
Monte Alto Fruit S.A., Exo. Fruit S.A., E	75.6								75.6			17.5		
Others	49.4								49.4	733.1	4,089.3	11.0	132.0	773.0
<b>TOTAL TONS</b>	<b>2008-09</b>	<b>881.5</b>	<b>122.3</b>	<b>27.6</b>					<b>1,031.4</b>					
<b>TOTAL TONS</b>	<b>2007-08</b>	<b>869.6</b>	<b>403.5</b>	<b>38.3</b>	<b>89.0</b>	<b>84.5</b>	<b>21.0</b>			<b>1,505.8</b>				
<b>TOTAL TONS</b>	<b>2006-07</b>	<b>2,893.0</b>	<b>1,279.6</b>	<b>696.1</b>	<b>107.1</b>	<b>63.4</b>	<b>15.7</b>	<b>68.7</b>	<b>51.0</b>		<b>5,174.6</b>			
<b>TOTAL TH.CASES</b>	<b>2008-09</b>	<b>184.2</b>	<b>6.7</b>	<b>5.0</b>								<b>195.9</b>		
<b>TOTAL TH.CASES</b>	<b>2007-08</b>	<b>168.0</b>	<b>22.2</b>	<b>6.8</b>	<b>8.9</b>	<b>21.1</b>	<b>4.2</b>						<b>231.2</b>	
<b>TOTAL TH.CASES</b>	<b>2006-07</b>	<b>582.9</b>	<b>70.5</b>	<b>131.2</b>	<b>19.9</b>	<b>15.8</b>	<b>3.1</b>	<b>5.1</b>	<b>5.1</b>					<b>833.6</b>



[www.eurobanan.com](http://www.eurobanan.com)

Mercamadrid, Plat. Baja Parcela B 3.3  
C.P. 28053, Madrid  
Spain

Arc Eurobanan S.L.

Phone: 34 (917) 796600 / 34 902 485 000  
Fax: 34 (917) 796601/ 34 902 485 001  
e-mail: [emartinj@eurobanan.com](mailto:emartinj@eurobanan.com)  
Contact: Elena Martin Jorge

## Main Species Detail

Season 2008/2009 (Tons)

EXPORTER	ORANGE	AVOCADO	GRAPE	KIWIS	PLUM	CHERRY	BLUEB	PERSIMON	TOTAL TONS			TOTAL TH.CASES		
									2008-09	2007-08	2006-07	2008-09	2007-08	2006-07
Santa Cruz S.A., Exportadora	431.3		53.1	24.0					508.4	426.2	479.3	36.0	40.0	44.1
Citripal Ltda., Aorícola		148.9							148.9			34.4		
Soc. Aor. Comercial Ltda. (Aoricom)	84.1				38.2				122.3		466.8	11.0		90.3
New York Exportaciones v Cia Ltda.		105.6							105.6	87.0		25.2	21.8	
Delifruit S.A.				67.2					67.2			6.7		
Others			53.1			19.5	0.7		73.4	7.7	741.1	13.1	3.0	116.6
<b>TOTAL TONS</b>	<b>2008-09</b>	<b>515.4</b>	<b>254.5</b>	<b>106.3</b>	<b>91.2</b>	<b>38.2</b>	<b>19.5</b>	<b>0.7</b>	<b>1,025.8</b>					
<b>TOTAL TONS</b>	<b>2007-08</b>	<b>160.1</b>	<b>87.0</b>	<b>130.2</b>	<b>135.6</b>	<b>5.0</b>	<b>2.6</b>	<b>0.3</b>		<b>520.9</b>				
<b>TOTAL TONS</b>	<b>2006-07</b>	<b>273.1</b>	<b>370.1</b>	<b>250.8</b>	<b>298.2</b>	<b>259.5</b>	<b>9.4</b>	<b>3.5</b>			<b>1,687.3</b>			
<b>TOTAL TH.CASES</b>	<b>2008-09</b>	<b>32.7</b>	<b>59.6</b>	<b>13.0</b>	<b>9.1</b>	<b>5.5</b>	<b>6.2</b>	<b>0.5</b>				<b>126.5</b>		
<b>TOTAL TH.CASES</b>	<b>2007-08</b>	<b>10.5</b>	<b>21.8</b>	<b>15.9</b>	<b>13.6</b>	<b>1.2</b>	<b>1.7</b>	<b>0.1</b>					<b>64.8</b>	
<b>TOTAL TH.CASES</b>	<b>2006-07</b>	<b>17.9</b>	<b>89.8</b>	<b>30.6</b>	<b>29.8</b>	<b>42.3</b>	<b>2.7</b>	<b>2.3</b>						<b>251.0</b>

Gino Anello L.& C.Snc  
 Phone: 39 (030) 3530508  
 Fax: 39 (030) 3530507  
 e-mail: mauro@ginoanello.com  
 Contact: Mauro Anello

Via Orzinuovi 82  
 25125 Brescia (BS)  
 Italy



### Main Species Detail

Season 2008/2009 (Tons)

EXPORTER	PEAR	APPLE	KIWIS	PLUM	GRAPE	CHERRY	APRICOT	TOTAL TONS			TOTAL TH.CASES		
								2008-09	2007-08	2006-07	2008-09	2007-08	2006-07
San Fernando S.A.. Frutera (Frusan)	695.8	115.9	64.0	61.9	51.5	9.0	1.2	999.4	795.4	689.7	102.2	85.8	83.7
Sofruco Alimentos Ltda.	24.0						0.6	24.6	62.4	72.8	2.6	6.2	7.3
<b>TOTAL TONS</b>	<b>2008-09</b>	<b>719.8</b>	<b>115.9</b>	<b>64.0</b>	<b>61.9</b>	<b>51.5</b>	<b>1.8</b>	<b>1,024.0</b>					
<b>TOTAL TONS</b>	<b>2007-08</b>	<b>535.6</b>	<b>92.9</b>	<b>125.3</b>	<b>61.2</b>	<b>40.3</b>	<b>2.2</b>		<b>857.8</b>				
<b>TOTAL TONS</b>	<b>2006-07</b>	<b>361.3</b>	<b>142.0</b>	<b>126.2</b>	<b>35.4</b>	<b>91.4</b>	<b>4.9</b>	<b>1.3</b>		<b>762.5</b>			
<b>TOTAL TH.CASES</b>	<b>2008-09</b>	<b>61.6</b>	<b>10.6</b>	<b>6.4</b>	<b>12.4</b>	<b>11.5</b>	<b>1.8</b>	<b>0.6</b>			<b>104.8</b>		
<b>TOTAL TH.CASES</b>	<b>2007-08</b>	<b>48.7</b>	<b>7.9</b>	<b>13.7</b>	<b>12.2</b>	<b>9.0</b>	<b>0.4</b>	<b>0.1</b>				<b>92.0</b>	
<b>TOTAL TH.CASES</b>	<b>2006-07</b>	<b>36.8</b>	<b>10.2</b>	<b>15.2</b>	<b>7.1</b>	<b>20.3</b>	<b>1.0</b>	<b>0.4</b>					<b>91.0</b>

### Van Der Staay

Phone: 31 (180) 618900  
 Fax: 31 (180) 618010  
 e-mail: info@staay.nl  
 Contact: Gerard de Heer

[www.staay.nl](http://www.staay.nl)

Koopliedenweg 3  
 2991 LN Barendrecht  
 The Netherlands



### Main Species Detail

Season 2008/2009 (Tons)

EXPORTER	KIWIS	ORANGE	PLUM	NECTARIN	GRAPE	CHERRY	APPLE	GRAPEFR.	TOTAL TONS			TOTAL TH.CASES		
									2008-09	2007-08	2006-07	2008-09	2007-08	2006-07
San Fco. Lo Garcés, Soc. Ltda.	445.0					2.4			447.4			45.5		
Pacific S.A.. Exportadora		322.4							322.4	610.1	1.019.2	20.8	57.8	90.4
Aconcaqua Ltda. Exp. (Aconex)				17.9	53.1		20.4		91.4	185.0		9.8	16.3	
Araucaria Exportaciones S.A.			36.4	36.6					73.1			11.1		
Henríquez Marich.. Juan			46.6						46.6			8.6		
Francisco Galleguillos						34.6			34.6			6.4		
<b>TOTAL TONS</b>	<b>2008-09</b>	<b>445.0</b>	<b>322.4</b>	<b>83.1</b>	<b>54.5</b>	<b>53.1</b>	<b>37.0</b>	<b>20.4</b>	<b>1,015.5</b>					
<b>TOTAL TONS</b>	<b>2007-08</b>	<b>335.8</b>	<b>141.7</b>			<b>93.7</b>	<b>42.1</b>	<b>57.3</b>		<b>796.9</b>				
<b>TOTAL TONS</b>	<b>2006-07</b>	<b>468.8</b>	<b>276.0</b>				<b>52.5</b>		<b>221.9</b>		<b>1.019.2</b>			
<b>TOTAL TH.CASES</b>	<b>2008-09</b>	<b>44.5</b>	<b>20.8</b>	<b>14.2</b>	<b>7.8</b>	<b>6.5</b>	<b>7.4</b>	<b>1.1</b>				<b>102.3</b>		
<b>TOTAL TH.CASES</b>	<b>2007-08</b>	<b>33.7</b>	<b>9.1</b>			<b>11.4</b>	<b>9.5</b>	<b>3.0</b>	<b>6.2</b>				<b>74.8</b>	
<b>TOTAL TH.CASES</b>	<b>2006-07</b>	<b>46.9</b>	<b>18.2</b>				<b>10.5</b>		<b>14.8</b>					<b>90.4</b>

### BRDR Lembcke A/S

Phone: 45 (3615) 6322  
 Fax: 45 (3615) 7523  
 e-mail: bl@fruit.dk

[www.lembcke.dk](http://www.lembcke.dk)

Grønttorvet 220  
 Post Box 427 DK-2500, Valby  
 Denmark



### Main Species Detail

Season 2008/2009 (Tons)

EXPORTER	APPLE	GRAPE	PLUM	PEAR	AVOCADO	TOTAL TONS			TOTAL TH.CASES		
						2008-09	2007-08	2006-07	2008-09	2007-08	2006-07
Verfrut S.A.. Sociedad Exportadora	520.4	282.9	114.1	8.4		925.8	487.5		101.8	36.5	
Greenvic Comercial S.A.	83.1					83.1	361.1	251.7	4.8	20.0	14.0
<b>TOTAL TONS</b>	<b>2008-09</b>	<b>603.5</b>	<b>282.9</b>	<b>114.1</b>	<b>8.4</b>	<b>1,008.9</b>					
<b>TOTAL TONS</b>	<b>2007-08</b>	<b>531.3</b>	<b>50.0</b>		<b>267.3</b>		<b>848.6</b>				
<b>TOTAL TONS</b>	<b>2006-07</b>	<b>379.8</b>			<b>88.3</b>	<b>20.9</b>		<b>489.1</b>			
<b>TOTAL TH.CASES</b>	<b>2008-09</b>	<b>33.3</b>	<b>49.9</b>	<b>22.8</b>	<b>0.6</b>				<b>106.6</b>		
<b>TOTAL TH.CASES</b>	<b>2007-08</b>	<b>29.3</b>	<b>9.4</b>		<b>17.8</b>				<b>56.5</b>		
<b>TOTAL TH.CASES</b>	<b>2006-07</b>	<b>21.1</b>			<b>5.9</b>	<b>4.7</b>					<b>31.7</b>



[www.kloosterboer.nl](http://www.kloosterboer.nl)  
 Finlandweg 10 - Portno. 4444  
 4455 TE Nieuw dorp  
 The Netherlands

Kloosterboer Fruit terminal  
 Phone: 31 (0)118 486200

### Main Species Detail

Season 2008/2009 (Tons)

EXPORTER	APPLE	KIWIS	PEAR	GRAPE	PLUM	NECTARIN	PERSIMON	AVOCADO	TOTAL TONS			TOTAL TH.CASES		
									2008-09	2007-08	2006-07	2008-09	2007-08	2006-07
David del Curto S.A.	911.9	48.0	19.4	17.7					997.1	1.873.8	1.826.5	58.0	123.7	168.6
TOTAL TONS	2008-09	911.9	48.0	19.4	17.7				997.1	1.873.8				
TOTAL TONS	2007-08	1.386.5	487.3											
TOTAL TONS	2006-07	1.324.5	80.3		156.0	171.6	47.7	31.1	20.5		1.832.8			
TOTAL TH.CASES	2008-09	49.7	4.8	1.3	2.2							58.0		
TOTAL TH.CASES	2007-08	74.9	48.7										123.7	
TOTAL TH.CASES	2006-07	73.0	11.8		27.8	34.3	8.7	9.6	5.1					170.6



Global Pacific Produce  
 England

### Main Species Detail

Season 2008/2009 (Tons)

EXPORTER	APPLE	KIWIS	GRAPE	TONS		TH.CAS	
				2008-09	2008-09	2008-09	2008-09
Copefrut S.A.	190.5	63.9		254.4	18.3		
Fruit Grower Chile S.A. Exportadora	158.6		28.4	186.9	14.0		
Río Blanco Ltda. Exportadora		76.6	97.3	173.9	19.3		
San Fernando S.A., Frutera (Frusan)	101.1	43.6		144.6	11.1		
Others	120.0	85.0	30.6	235.6	20.5		
TOTAL TONS	2008-09	570.1	269.1	156.3	995.5		
TOTAL TH.CASES	2008-09	35.2	29.1	18.9		83.2	



[www.alainblasco.com](http://www.alainblasco.com)

ZAC Grand Saint-Charles Avenue de Londres  
 66000 Perpignan  
 France

Alroprim - Blasco

Phone: 33 (468) 685151  
 Fax: 33 (468) 565442  
 e-mail: [blasco@wanadoo.fr](mailto:blasco@wanadoo.fr)  
 Contact: Alain Blasco

### Main Species Detail

Season 2008/2009 (Tons)

EXPORTER	GRAPE	APPLE	NECTARIN	PEACH	PLUM	AVOCADO	TOTAL TONS			TOTAL TH.CASES		
							2008-09	2007-08	2006-07	2008-09	2007-08	2006-07
Exser Ltda.	725.8						725.8	563.3	411.3	88.5	70.1	50.2
Queulat Export S.A.	160.4	85.6					246.0			24.3		
Aconcaqua Ltda. Exp. (Aconex)			8.3	8.3			16.6	36.5		2.1	4.7	
TOTAL TONS	2008-09	886.2	85.6	8.3	8.3		988.5					
TOTAL TONS	2007-08	563.3		7.2	18.8	10.5		599.7				
TOTAL TONS	2006-07	411.3							539.3			
TOTAL TH.CASES	2008-09	108.1	4.7	1.0	1.0					114.9		
TOTAL TH.CASES	2007-08	70.1		0.9	2.4	1.5					74.8	
TOTAL TH.CASES	2006-07	50.2					32.0					82.2

## Unifrutti Canarias, S.A

Phone: 34 (928) 711990 / 711204

Fax: 34 (928) 712869

e-mail: unifrutti@unifrutti.infonegocio.com

Contact: Juan Armando Rodríguez

Mercalaspalmas, Nave A, Módulo 26

35229, Las Palmas de Gran Canaria.

Spain



### Main Species Detail

Season 2008/2009 (Tons)

EXPORTER	APPLE	KIWIS	PEAR	NECTARIN	GRAPE	PLUM	PEACH	CHERRY	TOTAL TONS			TOTAL TH.CASES		
									2008-09	2007-08	2006-07	2008-09	2007-08	2006-07
Unifrutti Traders Ltda.	297.7		77.4	60.5	51.0			6.9	493.5	936.5	804.7	48.2	79.8	84.0
Geofrut S.A.		246.0	22.1	31.9		54.1	33.5		391.2	233.6	158.3	40.0	22.1	16.2
Rucarav S.A., Exportadora y Servicios	41.3		43.7		17.7				102.7		246.0	7.3		14.8
<b>TOTAL TONS</b> 2008-09	<b>339.0</b>	<b>246.0</b>	<b>143.1</b>	<b>92.3</b>	<b>68.7</b>	<b>54.1</b>	<b>33.5</b>	<b>6.9</b>	<b>987.3</b>					
<b>TOTAL TONS</b> 2007-08	<b>692.2</b>	<b>67.2</b>	<b>155.8</b>	<b>81.1</b>	<b>149.1</b>	<b>41.4</b>	<b>20.5</b>	<b>12.2</b>		<b>1,225.0</b>				
<b>TOTAL TONS</b> 2006-07	<b>564.8</b>	<b>164.7</b>	<b>296.3</b>	<b>47.9</b>	<b>142.5</b>	<b>15.7</b>	<b>6.0</b>	<b>13.0</b>			<b>1,253.8</b>			
<b>TOTAL TH.CASES</b> 2008-09	<b>25.5</b>	<b>24.6</b>	<b>14.6</b>	<b>10.3</b>	<b>8.4</b>	<b>6.0</b>	<b>3.7</b>	<b>1.8</b>				<b>95.5</b>		
<b>TOTAL TH.CASES</b> 2007-08	<b>46.8</b>	<b>6.7</b>	<b>15.9</b>	<b>9.1</b>	<b>18.2</b>	<b>4.6</b>	<b>2.3</b>	<b>3.1</b>					<b>107.5</b>	
<b>TOTAL TH.CASES</b> 2006-07	<b>38.0</b>	<b>16.5</b>	<b>36.1</b>	<b>5.4</b>	<b>17.4</b>	<b>1.6</b>	<b>0.7</b>	<b>3.4</b>						<b>119.5</b>

## Seabrex Rotterdam B.V.

Phone: 31 (10) 4251 251

Fax: 31 (10) 2445 901

e-mail: info@seabrex.nl

Contact: Peter van de Laar

[www.seabrex.nl](http://www.seabrex.nl)

Galleistraat 36

3029 AM Rotterdam

The Netherlands



### Main Species Detail

Season 2008/2009 (Tons)

EXPORTER	GRAPE	CHERRY	PEAR	PGRANAT.	PEACH	PLUM	APPLE	KIWIS	TOTAL TONS			TOTAL TH.CASES		
									2008-09	2007-08	2006-07	2008-09	2007-08	2006-07
Exser Ltda.	488.7								488.7	522.2	201.1	72.8	79.8	33.1
Greenvic Comercial S.A.	31.3		70.6			20.2	19.6		141.7	4,454.6	2,384.0	19.0	522.8	172.3
San Clemente S.A., Exp.		129.8							129.8			39.2		
Río Blanco Ltda, Exportadora				59.7					59.7			15.0		
Verfrut S.A., Sociedad Exportadora	59.4								59.4	137.8		12.4	17.2	
Others	54.7	12.3			37.9				104.9	1,367.3	458.5	16.4	192.8	80.2
<b>TOTAL TONS</b> 2008-09	<b>634.1</b>	<b>142.1</b>	<b>70.6</b>	<b>59.7</b>	<b>37.9</b>	<b>20.2</b>	<b>19.6</b>		<b>984.2</b>					
<b>TOTAL TONS</b> 2007-08	<b>1,519.5</b>	<b>217.0</b>	<b>313.7</b>		<b>22.1</b>	<b>611.4</b>	<b>2,597.7</b>	<b>788.8</b>		<b>6,481.9</b>				
<b>TOTAL TONS</b> 2006-07	<b>401.5</b>	<b>17.3</b>	<b>118.0</b>		<b>35.1</b>	<b>152.8</b>	<b>2,111.5</b>	<b>67.2</b>			<b>3,043.6</b>			
<b>TOTAL TH.CASES</b> 2008-09	<b>99.6</b>	<b>41.6</b>	<b>8.0</b>	<b>15.0</b>	<b>5.7</b>	<b>3.7</b>	<b>1.1</b>					<b>174.7</b>		
<b>TOTAL TH.CASES</b> 2007-08	<b>259.4</b>	<b>48.4</b>	<b>35.1</b>		<b>3.7</b>	<b>119.9</b>	<b>193.6</b>	<b>80.8</b>					<b>812.6</b>	
<b>TOTAL TH.CASES</b> 2006-07	<b>77.3</b>	<b>3.5</b>	<b>8.0</b>		<b>4.7</b>	<b>26.4</b>	<b>132.6</b>	<b>6.7</b>						<b>285.6</b>

## Anaco & Greeve International B.V.

Phone: 31 (174) 638666

Fax: 31 (174) 517970

e-mail: info@anacogreeve.nl

Contact: Domingo Penate

[www.anacogreeve.nl](http://www.anacogreeve.nl)

Postbus 31

2685 ZG Poeldijk

The Netherlands



### Main Species Detail

Season 2008/2009 (Tons)

EXPORTER	GRAPE	KIWIS	APPLE	PEAR	NECTARIN	PEACH	AVOCADO	CLEMENT	TOTAL TONS			TOTAL TH.CASES		
									2008-09	2007-08	2006-07	2008-09	2007-08	2006-07
Aarícola Lyon Ltda	226.3								226.3			43.4		
Aarícola y Frutícola La Esperanza S.A	122.5	17.3	19.9	18.4					178.2	129.3		26.8	21.5	
Lontue S.A., Dist. de Frutas (Lonfrut)		44.8	105.8						150.6	300.4	215.6	10.4	20.6	15.0
Bauza Export Ltda.	149.5								149.5		250.6	33.2		55.7
Cabo de Hornos S.A., Empresas	77.8								77.8	51.8		17.3	11.5	
Others	111.6	67.2			10.9	4.9			194.6	396.0	544.2	32.1	81.7	110.6
<b>TOTAL TONS</b> 2008-09	<b>687.8</b>	<b>129.3</b>	<b>125.7</b>	<b>18.4</b>	<b>10.9</b>	<b>4.9</b>			<b>977.0</b>					
<b>TOTAL TONS</b> 2007-08	<b>429.8</b>	<b>156.5</b>	<b>210.8</b>	<b>12.7</b>	<b>18.6</b>	<b>6.1</b>	<b>43.1</b>			<b>877.6</b>				
<b>TOTAL TONS</b> 2006-07	<b>677.4</b>	<b>67.2</b>	<b>148.4</b>	<b>9.1</b>	<b>9.8</b>		<b>44.2</b>	<b>44.8</b>			<b>1,010.4</b>			
<b>TOTAL TH.CASES</b> 2008-09	<b>140.3</b>	<b>12.9</b>	<b>7.0</b>	<b>1.0</b>	<b>1.4</b>	<b>0.6</b>						<b>163.3</b>		
<b>TOTAL TH.CASES</b> 2007-08	<b>93.1</b>	<b>15.6</b>	<b>11.7</b>	<b>0.7</b>	<b>2.7</b>	<b>0.8</b>	<b>10.8</b>						<b>135.4</b>	
<b>TOTAL TH.CASES</b> 2006-07	<b>147.6</b>	<b>6.7</b>	<b>8.2</b>	<b>0.5</b>	<b>1.2</b>		<b>11.0</b>	<b>4.5</b>						<b>181.2</b>





<http://akhmedfruit.ru>

198058, korp. 9/1, 60 Sofiyaskaya Str.  
Saint-Petersburg  
Russia

Akhmed Fruit Co.

Phone: 7 (812) 1088170  
Fax: 7 (812) 1019580  
e-mail: akhmedfruit@rambler.ru

## Main Species Detail

Season 2008/2009 (Tons)

EXPORTER	APPLE	KIWIS	GRAPE	PEAR	PLUM	TOTAL TONS			TOTAL TH.CASES		
						2008-09	2007-08	2006-07	2008-09	2007-08	2006-07
Dole Chile S.A.	178.8	352.8	240.0	23.3		794.9			75.5		
Scramble Ltda., Ases. e Inv.	176.7					176.7			9.7		
<b>TOTAL TONS</b>	<b>2008-09</b>	<b>355.5</b>	<b>240.0</b>	<b>23.3</b>		<b>971.6</b>					
<b>TOTAL TONS</b>	<b>2007-08</b>	<b>298.8</b>	<b>20.8</b>	<b>276.5</b>	<b>35.3</b>		<b>631.3</b>				
<b>TOTAL TONS</b>	<b>2006-07</b>	<b>50.7</b>	<b>57.4</b>	<b>9.4</b>				<b>117.6</b>			
<b>TOTAL TH.CASES</b>	<b>2008-09</b>	<b>19.4</b>	<b>35.3</b>	<b>29.3</b>	<b>1.3</b>				<b>85.2</b>		
<b>TOTAL TH.CASES</b>	<b>2007-08</b>	<b>16.3</b>	<b>2.1</b>	<b>34.8</b>	<b>3.7</b>					<b>56.9</b>	
<b>TOTAL TH.CASES</b>	<b>2006-07</b>	<b>2.8</b>	<b>5.7</b>	<b>1.2</b>							<b>9.7</b>



[www.ewerman.se](http://www.ewerman.se)

Knut Palsvag  
925669 Helsingborg  
Sweden

Ewerman AB

Phone: 46 (42) 491110  
Fax: 46 (42) 4901180  
e-mail: ew@ewerman.se

## Main Species Detail

Season 2008/2009 (Tons)

EXPORTER	APPLE	PEAR	TOTAL TONS			TOTAL TH.CASES		
			2008-09	2007-08	2006-07	2008-09	2007-08	2006-07
Los Lirios S.A., Exportadora	917.4	44.2	961.6	646.2	341.1	53.4	36.2	19.1
<b>TOTAL TONS</b>	<b>2008-09</b>	<b>917.4</b>	<b>44.2</b>	<b>961.6</b>				
<b>TOTAL TONS</b>	<b>2007-08</b>	<b>730.9</b>		<b>730.9</b>				
<b>TOTAL TONS</b>	<b>2006-07</b>	<b>321.0</b>	<b>20.1</b>		<b>341.1</b>			
<b>TOTAL TH.CASES</b>	<b>2008-09</b>	<b>50.5</b>	<b>2.9</b>			<b>53.4</b>		
<b>TOTAL TH.CASES</b>	<b>2007-08</b>	<b>40.9</b>					<b>40.9</b>	
<b>TOTAL TH.CASES</b>	<b>2006-07</b>	<b>17.6</b>	<b>1.5</b>					<b>19.1</b>



[www.agrintesa.com](http://www.agrintesa.com)

Via G. Galilei, 15  
48018 Faenza (RA)  
Italy

Agrintesa Coop.Agricol

Phone: 39 (054) 661 9111  
Fax: 39 (054) 621 270  
e-mail: presidenza@agrintesa.com  
Contact: Drei Raffaele

## Main Species Detail

Season 2008/2009 (Tons)

EXPORTER	KIWIS	TOTAL TONS		TOTAL TH.CASES	
		2008-09	2007-08	2008-09	2007-08
Exportadora San Andrés Ltda.	324.0	324.0		32.4	
AMS Family S.A., Comercial	228.3	228.3	274.6	22.4	27.1
Sol v Mar Ltda.	210.0	210.0		21.0	
Grow Logistic S.A.	105.6	105.6	44.6	10.5	4.5
Exportadora Campofrut Ltda.	89.6	89.6		9.0	
<b>TOTAL TONS</b>	<b>2008-09</b>	<b>957.5</b>	<b>957.5</b>		
<b>TOTAL TONS</b>	<b>2007-08</b>	<b>701.8</b>	<b>701.8</b>		
<b>TOTAL TH.CASES</b>	<b>2008-09</b>	<b>95.3</b>		<b>95.3</b>	
<b>TOTAL TH.CASES</b>	<b>2007-08</b>	<b>69.8</b>			<b>69.8</b>

Agility Logistics Ltd.  
England



## Main Species Detail

Season 2008/2009 (Tons)

EXPORTER	APPLE	GRAPE	TONS		TH.CASES	
			2008-09	2008-09	2008-09	2008-09
San Clemente S.A., Exp.	508.7	37.3	546.0		44.2	
Gestión de Export. Frut. S.A.(Gesex)			397.8		44.2	
<b>TOTAL TONS</b> 2008-09	<b>508.7</b>	<b>435.1</b>	<b>943.8</b>			
<b>TOTAL TH.CASES</b> 2008-09	<b>39.3</b>	<b>49.1</b>			<b>88.4</b>	

## Honore Primeurs S.A.

Phone: 33 (320) 226530  
Fax: 33 (320) 925606  
e-mail: [contact@honoreprimeurs.fr](mailto:contact@honoreprimeurs.fr)  
Contact: Dominique Dutoit

[www.honoreprimeurs.fr](http://www.honoreprimeurs.fr)

MIN Cidex 11 D 2. Sac Postal N° 2  
59465 Lomme Cedex  
France



## Main Species Detail

Season 2008/2009 (Tons)

EXPORTER	KIWIS	TOTAL TONS		TOTAL TH.CASES	
		2008-09	2007-08	2008-09	2007-08
Prize Ltda., Exportadora	934.6	934.6	536.0	93.5	53.7
<b>TOTAL TONS</b> 2008-09	<b>934.6</b>	<b>934.6</b>			
<b>TOTAL TONS</b> 2007-08	<b>536.0</b>		<b>536.0</b>		
<b>TOTAL TH.CASES</b> 2008-09	<b>93.5</b>			<b>93.5</b>	
<b>TOTAL TH.CASES</b> 2007-08	<b>53.7</b>				<b>53.7</b>

## Orimex Trading B.V.

Phone: 31 (76) 5141818  
Fax: 31 (76) 5221717  
e-mail: [orimextrading@planet.nl](mailto:orimextrading@planet.nl)  
Contact: Jeanette Orfanoudakis

Postbus 220  
2651 AE Berkel en Rodenrijs  
The Netherlands



## Main Species Detail

Season 2008/2009 (Tons)

EXPORTER	APPLE	PEAR	KIWIS	GRAPE	PLUM	NECTARIN	CHERRY	TOTAL TONS			TOTAL TH.CASES		
								2008-09	2007-08	2006-07	2008-09	2007-08	2006-07
David del Curto S.A.	644.2	119.6	86.4	53.9	21.1	9.1		934.4	1.063.6	4.459.7	63.1	82.6	309.1
<b>TOTAL TONS</b> 2008-09	<b>644.2</b>	<b>119.6</b>	<b>86.4</b>	<b>53.9</b>	<b>21.1</b>	<b>9.1</b>		<b>934.4</b>	<b>1.063.6</b>	<b>4.459.7</b>			
<b>TOTAL TONS</b> 2007-08	<b>544.8</b>	<b>111.7</b>	<b>278.4</b>	<b>70.8</b>	<b>49.8</b>	<b>8.0</b>							
<b>TOTAL TONS</b> 2006-07	<b>3.126.9</b>	<b>378.2</b>	<b>514.9</b>	<b>260.6</b>	<b>168.6</b>	<b>9.1</b>	<b>1.3</b>			<b>4.459.7</b>			
<b>TOTAL TH.CASES</b> 2008-09	<b>35.7</b>	<b>8.0</b>	<b>8.6</b>	<b>6.6</b>	<b>3.0</b>	<b>1.2</b>					<b>63.1</b>		
<b>TOTAL TH.CASES</b> 2007-08	<b>30.0</b>	<b>8.0</b>	<b>27.8</b>	<b>8.6</b>	<b>7.0</b>	<b>1.1</b>						<b>82.6</b>	
<b>TOTAL TH.CASES</b> 2006-07	<b>171.6</b>	<b>26.2</b>	<b>51.5</b>	<b>34.3</b>	<b>24.1</b>	<b>1.2</b>	<b>0.3</b>						<b>309.1</b>



[www.blue-whale.com](http://www.blue-whale.com)  
M.I.N. - B.P. 417  
82004 Montauban Cedex  
France

Blue Whale  
Phone: 33 (563) 215656  
Fax: 33 (563) 215659  
e-mail: [contact@blue-whale.com](mailto:contact@blue-whale.com)  
Contact: Marc Blume

### Main Species Detail

Season 2008/2009 (Tons)

EXPORTER	APPLE	KIWIS	TOTAL TONS			TOTAL TH.CASES		
			2008-09	2007-08	2006-07	2008-09	2007-08	2006-07
David del Curto S.A.	59.9	159.0	218.9	107.5		23.2	8.9	
San Clemente S.A., Exp.	159.0		159.0			24.5		
AMS Familv S.A., Comercial	132.2		132.2	52.0		13.9	6.8	
Ines Escobar y Cía Ltda		89.6	89.6			9.0		
Others	103.8	202.4	306.2	411.8	215.3	27.5	36.6	32.5
<b>TOTAL TONS</b>	<b>2008-09</b>	<b>455.0</b>	<b>451.0</b>					
<b>TOTAL TONS</b>	<b>2007-08</b>	<b>483.3</b>	<b>88.0</b>		<b>571.4</b>			
<b>TOTAL TONS</b>	<b>2006-07</b>	<b>215.3</b>			<b>215.3</b>			
<b>TOTAL TH.CASES</b>	<b>2008-09</b>	<b>53.0</b>	<b>45.1</b>			<b>98.1</b>		
<b>TOTAL TH.CASES</b>	<b>2007-08</b>	<b>43.5</b>	<b>8.8</b>				<b>52.3</b>	
<b>TOTAL TH.CASES</b>	<b>2006-07</b>	<b>32.5</b>						<b>32.5</b>



[www.maletazoulay.co.uk](http://www.maletazoulay.co.uk)  
Stephenson Avenue, Pinchbeck  
Spading, Lincolnshire. PE11 3SW  
United Kingdom

Malet Azoulay UK Limited  
Phone: 44 (1775) 711565  
Fax: 44 (1775) 711571  
e-mail: [info@malet.co.uk](mailto:info@malet.co.uk)  
Contact: Tim Brill

### Main Species Detail

Season 2008/2009 (Tons)

EXPORTER	AVOCADO	PLUM	NECTARIN	KIWIS	PLUMCOT	PEACH	FIG	NASHI	TOTAL TONS			TOTAL TH.CASES		
									2008-09	2007-08	2006-07	2008-09	2007-08	2006-07
Propal S.A., Exportadora	482.7								482.7	354.2	392.9	46.8	65.5	61.0
Copefrut S.A.		238.5							238.5	439.3	1,138.1	28.5	33.8	119.0
Cabilfrut S.A.	114.5								114.5	44.3	126.5	12.4	8.7	26.4
David del Curto S.A.			43.2						43.2	112.7	55.9	4.8	10.9	5.0
<b>TOTAL TONS</b>	<b>2008-09</b>	<b>597.3</b>	<b>238.5</b>	<b>43.2</b>					<b>879.0</b>					
<b>TOTAL TONS</b>	<b>2007-08</b>	<b>484.5</b>	<b>335.5</b>	<b>93.5</b>	<b>112.0</b>	<b>9.8</b>	<b>1.3</b>	<b>0.006</b>		<b>1,036.5</b>				
<b>TOTAL TONS</b>	<b>2006-07</b>	<b>531.5</b>	<b>300.8</b>	<b>54.8</b>	<b>859.7</b>		<b>68.8</b>		<b>9.7</b>		<b>1,825.2</b>			
<b>TOTAL TH.CASES</b>	<b>2008-09</b>	<b>59.3</b>	<b>28.5</b>	<b>4.8</b>								<b>92.6</b>		
<b>TOTAL TH.CASES</b>	<b>2007-08</b>	<b>92.1</b>	<b>23.3</b>	<b>9.3</b>	<b>11.2</b>	<b>0.7</b>	<b>0.2</b>	<b>0.004</b>					<b>136.8</b>	
<b>TOTAL TH.CASES</b>	<b>2006-07</b>	<b>90.2</b>	<b>27.0</b>	<b>4.9</b>	<b>93.4</b>		<b>9.2</b>		<b>1.6</b>					<b>226.4</b>



Werkhuizenkaai 112-155, Mag. 55-56  
1000 Brussels  
Belgium

O. Van Assche N.V.- S.A.  
Phone: 32 (2) 2426600  
Fax: 32 (2) 2151163  
e-mail: [ova@ovafruit.be](mailto:ova@ovafruit.be)  
Contact: Olivier Van Assche

### Main Species Detail

Season 2008/2009 (Tons)

EXPORTER	GRAPE	APPLE	PEAR	NECTARIN	CHERRY	PLUM	TOTAL TONS			TOTAL TH.CASES		
							2008-09	2007-08	2006-07	2008-09	2007-08	2006-07
Triofrut Ltda., Exportadora	166.5	87.0		16.6			270.1	25.3	78.0	44.6	5.6	13.2
Exportadora Santa Ema Ltda.	145.1	20.2	22.1				187.3	91.3	24.8	34.8	20.6	5.5
La Primavera S.A. Sociedad Agrícola	170.9						170.9	217.1	182.4	36.4	48.3	39.4
Grow Southwest S.A.	96.7						96.7	26.3		19.5	4.8	
Grow Logistic S.A.	79.6						79.6	22.6		13.2	2.8	
Others	36.8				1.2		38.0	258.0	21.5	7.5	50.1	6.8
<b>TOTAL TONS</b>	<b>2008-09</b>	<b>695.5</b>	<b>107.2</b>	<b>22.1</b>	<b>16.6</b>	<b>1.2</b>	<b>842.6</b>					
<b>TOTAL TONS</b>	<b>2007-08</b>	<b>626.9</b>				<b>13.6</b>		<b>640.6</b>				
<b>TOTAL TONS</b>	<b>2006-07</b>	<b>251.2</b>	<b>11.1</b>	<b>11.5</b>	<b>8.1</b>	<b>21.5</b>	<b>3.4</b>		<b>306.8</b>			
<b>TOTAL TH.CASES</b>	<b>2008-09</b>	<b>145.3</b>	<b>5.9</b>	<b>1.5</b>	<b>2.8</b>	<b>0.5</b>				<b>156.0</b>		
<b>TOTAL TH.CASES</b>	<b>2007-08</b>	<b>126.7</b>				<b>5.5</b>					<b>132.2</b>	
<b>TOTAL TH.CASES</b>	<b>2006-07</b>	<b>54.7</b>	<b>0.6</b>	<b>0.8</b>	<b>1.3</b>	<b>6.8</b>	<b>0.7</b>					<b>64.9</b>

Karsten Uk Ltd.  
England



### Main Species Detail

Season 2008/2009 (Tons)

EXPORTER	GRAPE	TOTAL TONS		TOTAL TH.CASES	
		2008-09	2007-08	2008-09	2007-08
Subsole S.A., Exportadora	836.4	836.4	21.7	105.2	2.4
<b>TOTAL TONS</b>	<b>2008-09</b>	<b>836.4</b>	<b>836.4</b>		
<b>TOTAL TONS</b>	<b>2007-08</b>		<b>21.7</b>		
<b>TOTAL TH.CASES</b>	<b>2008-09</b>			<b>105.2</b>	
<b>TOTAL TH.CASES</b>	<b>2007-08</b>		<b>2.4</b>		<b>2.4</b>

CMR Holland B.V.I.O.

The Netherlands



### Main Species Detail

Season 2008/2009 (Tons)

EXPORTER	GRAPE	APPLE	PLUM	PEAR	KIWIS	NECTARIN	TONS		TH.CAS	
							2008-09	2008-09	2008-09	2008-09
Soc. Agric. Comercial Ltda, (Agricom)	141.6		46.9			11.5	199.9	25.4		
Terrafrut S.A	33.8	157.2					191.1	16.3		
Verfrut S.A., Sociedad Exportadora	83.0	85.4					168.4	17.8		
Aaricola Lyon Ltda	131.8						131.8	27.4		
Sofruco Alimentos Ltda.	28.2			24.8	22.4		75.4	10.2		
Others	4.7	56.8					61.6	4.2		
<b>TOTAL TONS</b>	<b>2008-09</b>	<b>423.2</b>	<b>299.4</b>	<b>46.9</b>	<b>24.8</b>	<b>22.4</b>	<b>11.5</b>	<b>828.2</b>		
<b>TOTAL TH.CASES</b>	<b>2008-09</b>	<b>72.6</b>	<b>16.6</b>	<b>6.7</b>	<b>1.7</b>	<b>2.2</b>	<b>1.4</b>		<b>101.2</b>	

Geest Melrow Salad Ltd

Phone: 44 (1775) 761111

Fax: 44 (1775) 763111

e-mail: becky.fathers@geest.co.uk

Contact: Becky Fathers

[www.geest.co.uk](http://www.geest.co.uk)

West Marsh Road

Spalding PE11 2BB

United Kingdom



### Main Species Detail

Season 2008/2009 (Tons)

EXPORTER	AVOCADO	TOTAL TONS			TOTAL TH.CASES		
		2008-09	2007-08	2006-07	2008-09	2007-08	2006-07
Santa Cruz S.A., Exportadora	708.9	708.9	631.8	476.1	134.6	127.2	97.1
El Parque Ltda. Exportadora v Servicios	42.5	42.5	21.3		6.5	3.6	
Valles Naturales de Chile Ltda	34.7	34.7	105.8		3.1	24.7	
<b>TOTAL TONS</b>	<b>2008-09</b>	<b>786.0</b>	<b>786.0</b>				
<b>TOTAL TONS</b>	<b>2007-08</b>	<b>1,407.9</b>	<b>1,407.9</b>				
<b>TOTAL TONS</b>	<b>2006-07</b>	<b>1,852.6</b>		<b>1,852.6</b>			
<b>TOTAL TH.CASES</b>	<b>2008-09</b>	<b>144.2</b>			<b>144.2</b>		
<b>TOTAL TH.CASES</b>	<b>2007-08</b>	<b>282.9</b>				<b>282.9</b>	
<b>TOTAL TH.CASES</b>	<b>2006-07</b>	<b>401.2</b>					<b>401.2</b>



9 Rue Pierre Brosolette  
10190 Estissac  
France

Sarl Tifanette  
Phone: 33 (3) 25 46 10 90

## Main Species Detail

Season 2008/2009 (Tons)

EXPORTER	APPLE	TOTAL TONS			TOTAL TH.CASES		
		2008-09	2007-08	2006-07	2008-09	2007-08	2006-07
Dosal Hnos. v Cia. Ltda.	659.7	659.7	19.4	145.8	58.6	1.2	8.0
AMS Family S.A.. Comercial	103.6	103.6			6.5		
<b>TOTAL TONS</b>	<b>2008-09</b>	<b>763.3</b>					
<b>TOTAL TONS</b>	<b>2007-08</b>	<b>19.4</b>	<b>19.4</b>				
<b>TOTAL TONS</b>	<b>2006-07</b>	<b>362.0</b>		<b>362.0</b>			
<b>TOTAL TH.CASES</b>	<b>2008-09</b>	<b>65.2</b>			<b>65.2</b>		
<b>TOTAL TH.CASES</b>	<b>2007-08</b>	<b>1.2</b>				<b>1.2</b>	
<b>TOTAL TH.CASES</b>	<b>2006-07</b>	<b>19.9</b>					<b>19.9</b>



000 Vostok  
Russia

## Main Species Detail

Season 2008/2009 (Tons)

EXPORTER	GRAPE	APPLE	KIWIS	PLUM	NECTARIN	PEACH	PEAR	TOTAL TONS			TOTAL TH.CASES		
								2008-09	2007-08	2006-07	2008-09	2007-08	2006-07
Verfrut S.A., Sociedad Exportadora	281.0	108.9	21.8	28.1	12.5	5.8		458.0			48.7		
Chilexpo Frut Ltda., Soc. Agr.	242.3	17.8	41.6					301.7		177.4	34.7		20.8
<b>TOTAL TONS</b>	<b>2008-09</b>	<b>523.3</b>	<b>126.7</b>	<b>63.4</b>	<b>28.1</b>	<b>12.5</b>	<b>5.8</b>	<b>759.8</b>					
<b>TOTAL TONS</b>	<b>2007-08</b>	<b>79.2</b>	<b>63.7</b>				<b>101.4</b>	<b>244.3</b>					
<b>TOTAL TONS</b>	<b>2006-07</b>	<b>319.6</b>	<b>95.2</b>	<b>43.2</b>	<b>224.1</b>		<b>3.5</b>			<b>685.7</b>			
<b>TOTAL TH.CASES</b>	<b>2008-09</b>	<b>63.8</b>	<b>7.0</b>	<b>6.3</b>	<b>4.0</b>	<b>1.6</b>	<b>0.7</b>				<b>83.4</b>		
<b>TOTAL TH.CASES</b>	<b>2007-08</b>	<b>9.7</b>	<b>3.5</b>				<b>5.6</b>					<b>18.8</b>	
<b>TOTAL TH.CASES</b>	<b>2006-07</b>	<b>39.0</b>	<b>5.2</b>	<b>4.3</b>	<b>24.9</b>		<b>0.2</b>						<b>73.6</b>



[www.vanderlans.com](http://www.vanderlans.com)  
Gerrit van der Veenlaan 18  
3743 DN Baarn  
The Netherlands

Van Der Lans International B.V.  
Phone: 31 (35) 6422622  
Fax: 31 (35) 6422644  
e-mail: [jan@vanderlans.com](mailto:jan@vanderlans.com)  
Contact: Jan Van der Lans

## Main Species Detail

Season 2008/2009 (Tons)

EXPORTER	GRAPE	APPLE	ORANGE	KIWIS	CLEMENT	PEAR	TOTAL TONS			TOTAL TH.CASES		
							2008-09	2007-08	2006-07	2008-09	2007-08	2006-07
South Pacific Ltda., Soc. Agr.	325.9						325.9	416.0		63.4	80.6	
Aconcaqua Ltda, Exp. (Aconex)	77.2	122.3		89.6			289.1	176.0		30.3	14.1	
Propal S.A., Exportadora			72.3					72.3			4.7	
Safex Ltda., Exportadora			48.1				48.1	258.9	191.7	3.2	19.8	13.1
Southern Fruit, Exportadora		21.4						21.4			1.2	
<b>TOTAL TONS</b>	<b>2008-09</b>	<b>403.0</b>	<b>143.7</b>	<b>120.4</b>	<b>89.6</b>		<b>756.7</b>					
<b>TOTAL TONS</b>	<b>2007-08</b>	<b>457.2</b>	<b>114.4</b>	<b>146.9</b>	<b>24.0</b>	<b>112.0</b>	<b>20.4</b>	<b>874.8</b>				
<b>TOTAL TONS</b>	<b>2006-07</b>	<b>54.9</b>	<b>331.6</b>	<b>146.9</b>		<b>44.8</b>			<b>578.2</b>			
<b>TOTAL TH.CASES</b>	<b>2008-09</b>	<b>78.0</b>	<b>7.9</b>	<b>7.9</b>	<b>9.0</b>					<b>102.8</b>		
<b>TOTAL TH.CASES</b>	<b>2007-08</b>	<b>87.6</b>	<b>6.0</b>	<b>8.6</b>	<b>2.4</b>	<b>11.2</b>	<b>1.1</b>				<b>116.9</b>	
<b>TOTAL TH.CASES</b>	<b>2006-07</b>	<b>12.2</b>	<b>20.1</b>	<b>8.6</b>		<b>4.5</b>						<b>45.4</b>



Garaia Sdad. Coop.  
Phone: 34 (94) 674 5020  
Fax: 34 (94) 615 6186  
e-mail: garaia@garaia.net

[www.garaia.net](http://www.garaia.net)  
Camino Deria Bidea 55-B  
48100 Mungia, Bizkaia  
Spain



## Main Species Detail

Season 2008/2009 (Tons)

EXPORTER	KIWIS	TOTAL TONS			TOTAL TH.CASES		
		2008-09	2007-08	2006-07	2008-09	2007-08	2006-07
Copefrut S.A.	754.9	754.9	575.8	302.2	75.4	61.3	32.7
TOTAL TONS 2008-09	754.9	754.9					
TOTAL TONS 2007-08			575.8				
TOTAL TONS 2006-07		302.2		302.2			
TOTAL TH.CASES 2008-09	75.4				75.4		
TOTAL TH.CASES 2007-08						61.3	
TOTAL TH.CASES 2006-07		32.7					32.7

Mc Garlet Srl

Phone: 39 (035) 4521314  
Fax: 39 (035) 582363  
e-mail: mcgarlet@mcgarlet.it  
Contact: Garletti Luca

[www.mcgarlet.it](http://www.mcgarlet.it)

Via Spallanzani Albano  
S. Alessandro (BG)  
Italy



## Main Species Detail

Season 2008/2009 (Tons)

EXPORTER	PEAR	PLUM	GRAPE	CHERRY	KIWIS	APPLE	APRICOT	NECTARIN	TOTAL TONS			TOTAL TH.CASES		
									2008-09	2007-08	2006-07	2008-09	2007-08	2006-07
San Fernando S.A.. Frutera (Frusan)	429.8	97.6	75.4	57.1	53.2	37.0	2.4		752.5	624.5	522.4	100.8	88.2	74.1
TOTAL TONS 2008-09	429.8	97.6	75.4	57.1	53.2	37.0	2.4		752.5					
TOTAL TONS 2007-08	222.4	81.4	49.4	122.6	65.6	96.3	7.6	8.0		659.5				
TOTAL TONS 2006-07	132.1	65.1	54.2	54.0	96.0	104.0	6.5	4.2			523.7			
TOTAL TH.CASES 2008-09	36.8	23.3	16.6	11.4	8.1	4.1	0.5					100.8		
TOTAL TH.CASES 2007-08	19.9	17.8	11.0	26.8	6.6	10.2	2.5	1.6					97.9	
TOTAL TH.CASES 2006-07	15.4	15.7	11.2	10.8	9.6	6.5	2.2	1.1						74.4

H M De Jong Koel- en Vrieshuis B.V.

Phone: 31 (30) 6562644  
Fax: 31 (30) 6571292  
e-mail: info@hmdejong.com  
Contact: Eric Vernooij

[www.hmdejong.com](http://www.hmdejong.com)

Schoudermantel 47, 3981 AG Bunnik  
Postbus 17, 3980 CA Bunnik  
The Netherlands



## Main Species Detail

Season 2008/2009 (Tons)

EXPORTER	GRAPE	BLUEB	PGRANAT.	LEMON	APPLE	PEACH	TOTAL TONS		TOTAL TH.CASES	
							2008-09	2007-08	2008-09	2007-08
San Clemente S.A.. Exp.	253.5						253.5		51.1	
Vital Berry Marketing S.A.		226.1	13.3				239.4		127.3	
Gestión de Export. Frut. S.A.(Gesex)	236.9						236.9		50.9	
Vitaloal S.A.			13.1				13.1		3.6	
TOTAL TONS 2008-09	490.4	226.1	26.4				742.9			
TOTAL TONS 2007-08	299.3			59.3	16.5	10.7		385.9		
TOTAL TH.CASES 2008-09	102.0	123.7	7.2						232.9	
TOTAL TH.CASES 2007-08	36.5			3.9	1.3	1.8				43.5



[www.losfrutales.com](http://www.losfrutales.com)

Carretera Alicante - Madrid km 360. Finca Lo  
03400 Villena, Alicante  
Spain

J. M. Los Frutales S. A

Phone: 34 (96) 5806180  
Fax: 34 (96) 5979057  
e-mail: [comercial@losfrutales.com](mailto:comercial@losfrutales.com)  
Contact: Rafael Bernabeu

## Main Species Detail

Season 2008/2009 (Tons)

EXPORTER	APPLE	PLUM	TOTAL TONS			TOTAL TH.CASES		
			2008-09	2007-08	2006-07	2008-09	2007-08	2006-07
Jaime Soler S.A.. Agroindustrial	538.5		538.5	1.142.6	987.7	30.7	68.4	61.4
San Clemente S.A.. Exp.	196.0		196.0			11.1		
<b>TOTAL TONS</b>	<b>2008-09</b>	<b>734.5</b>						
<b>TOTAL TONS</b>	<b>2007-08</b>	<b>1.018.3</b>	<b>124.3</b>	<b>1.142.6</b>				
<b>TOTAL TONS</b>	<b>2006-07</b>	<b>831.7</b>	<b>156.0</b>		<b>987.7</b>			
<b>TOTAL TH.CASES</b>	<b>2008-09</b>	<b>41.8</b>				<b>41.8</b>		
<b>TOTAL TH.CASES</b>	<b>2007-08</b>	<b>55.9</b>	<b>12.4</b>				<b>68.4</b>	
<b>TOTAL TH.CASES</b>	<b>2006-07</b>	<b>45.7</b>	<b>15.7</b>					<b>61.4</b>



Verdi Import B.V.  
The Netherlands

## Main Species Detail

Season 2008/2009 (Tons)

EXPORTER	APPLE	GRAPE	KIWIS	PEAR	TOTAL TONS			TOTAL TH.CASES		
					2008-09	2007-08	2006-07	2008-09	2007-08	2006-07
Jaime Bosh B e Hios Cia. Ltda.	190.3	27.0	67.2		284.5	219.0		23.3	18.7	
Corp. Frut. Chilena S.A. (Corfrut)	107.0	30.6		58.7	196.3	21.4		16.5	1.2	
Exser Ltda.		138.1			138.1			20.7		
Comercial SM Plus Ltda.			89.6		89.6			9.0		
Comercial Fruticola S.A.			22.4		22.4	22.4		2.2	2.2	
<b>TOTAL TONS</b>	<b>2008-09</b>	<b>297.3</b>	<b>195.7</b>	<b>179.2</b>	<b>58.7</b>	<b>731.0</b>				
<b>TOTAL TONS</b>	<b>2007-08</b>	<b>275.6</b>	<b>27.0</b>	<b>134.4</b>			<b>437.0</b>			
<b>TOTAL TONS</b>	<b>2006-07</b>			<b>216.0</b>				<b>216.0</b>		
<b>TOTAL TH.CASES</b>	<b>2008-09</b>	<b>16.5</b>	<b>33.5</b>	<b>17.9</b>	<b>3.9</b>			<b>71.8</b>		
<b>TOTAL TH.CASES</b>	<b>2007-08</b>	<b>15.2</b>	<b>6.0</b>	<b>13.4</b>					<b>34.7</b>	
<b>TOTAL TH.CASES</b>	<b>2006-07</b>			<b>21.6</b>						<b>21.6</b>



[www.josims.com](http://www.josims.com)

Padding Lane Pinchbeck  
Spalding Lincolnshire PE11 3TJ  
United Kingdom

J.O. Sims Ltd.

Phone: 44 (1775) 842100  
Fax: 44 (1775) 842101  
e-mail: [enquiries@josims.com](mailto:enquiries@josims.com)  
Contact: Darren Matschull

## Main Species Detail

Season 2008/2009 (Tons)

EXPORTER	CHERRY	GRAPE	PLUM	KIWIS	TOTAL TONS			TOTAL TH.CASES		
					2008-09	2007-08	2006-07	2008-09	2007-08	2006-07
San Clemente S.A.. Exp.	29.4	218.0			247.4			34.3		
San Fernando S.A.. Frutera (Frusan)	126.4		52.4		178.8	144.9	202.8	35.5	29.0	40.2
David del Curto S.A.	126.6	46.7			173.2	257.2	148.3	35.5	51.2	26.9
Surfrut Fresh S.A.	69.3	15.3			84.6	60.0		17.3	12.0	
Vital Berrv Marketing S.A.	38.4				38.4			7.7		
Others	7.9				7.9	355.2	110.7	1.6	56.0	20.8
<b>TOTAL TONS</b>	<b>2008-09</b>	<b>397.9</b>	<b>280.0</b>	<b>52.4</b>	<b>730.3</b>					
<b>TOTAL TONS</b>	<b>2007-08</b>	<b>596.6</b>	<b>148.7</b>	<b>25.7</b>	<b>46.4</b>	<b>817.4</b>				
<b>TOTAL TONS</b>	<b>2006-07</b>	<b>333.1</b>	<b>76.2</b>	<b>52.4</b>			<b>461.7</b>			
<b>TOTAL TH.CASES</b>	<b>2008-09</b>	<b>79.2</b>	<b>42.2</b>	<b>10.5</b>				<b>131.9</b>		
<b>TOTAL TH.CASES</b>	<b>2007-08</b>	<b>119.1</b>	<b>19.3</b>	<b>5.1</b>	<b>4.6</b>				<b>148.2</b>	
<b>TOTAL TH.CASES</b>	<b>2006-07</b>	<b>62.1</b>		<b>15.2</b>	<b>10.5</b>					<b>87.9</b>

San Lucar Fruit S.L.  
Phone: 34 96 142 40 40  
Fax: 34 96 142 41 58  
e-mail: office@sanlucar.com

[www.sanlucar.com](http://www.sanlucar.com)  
Serra Llarga 24  
465301 Puzol Valencia  
Spain



## Main Species Detail

Season 2008/2009 (Tons)

EXPORTER	GRAPE	CHERRY	PEAR	ORANGE	NECTARIN	PEACH	BLUEB	APPLE	TOTAL TONS			TOTAL TH.CASES		
									2008-09	2007-08	2006-07	2008-09	2007-08	2006-07
Santa Elena S.A., Exportadora	283.9								283.9	0.009		63.1	0.002	
Lafrut Export. Agropec. Ltda.	248.0								248.0	50.7	70.8	54.1	11.3	15.7
Rancaqua, Cia. Exp. Ltda.		74.0							74.0	76.7	16.4	14.8	15.3	3.3
San Fco. Lo Garcas. Soc. Ltda.		22.4			12.1	11.7			46.3	110.0	58.3	13.3	24.2	12.0
San Clemente S.A., Exp.	19.5								19.5			4.3		
Others			31.9	19.2			5.8		56.9	843.7	217.6	10.7	174.1	48.2
<b>TOTAL TONS</b>	<b>2008-09</b>	<b>551.4</b>	<b>96.4</b>	<b>31.9</b>	<b>19.2</b>	<b>12.1</b>	<b>11.7</b>	<b>5.8</b>	<b>728.5</b>					
<b>TOTAL TONS</b>	<b>2007-08</b>	<b>929.9</b>	<b>125.8</b>			<b>15.6</b>	<b>9.9</b>			<b>1,081.1</b>				
<b>TOTAL TONS</b>	<b>2006-07</b>	<b>285.9</b>	<b>60.2</b>					<b>0.6</b>	<b>10.2</b>		<b>363.1</b>			
<b>TOTAL TH.CASES</b>	<b>2008-09</b>	<b>121.4</b>	<b>22.1</b>	<b>4.9</b>	<b>1.9</b>	<b>3.0</b>	<b>2.9</b>	<b>3.9</b>				<b>160.2</b>		
<b>TOTAL TH.CASES</b>	<b>2007-08</b>	<b>193.4</b>	<b>25.2</b>			<b>3.9</b>	<b>2.5</b>						<b>224.9</b>	
<b>TOTAL TH.CASES</b>	<b>2006-07</b>	<b>63.2</b>	<b>12.0</b>					<b>0.4</b>	<b>0.6</b>					<b>79.2</b>

## Globus

Russia



## Main Species Detail

Season 2008/2009 (Tons)

EXPORTER	GRAPE	APPLE	KIWIS	PEAR	PLUM	PGRANAT.	TOTAL TONS			TOTAL TH.CASES		
							2008-09	2007-08	2006-07	2008-09	2007-08	2006-07
Unifrutti Traders Ltda.	246.8	79.4		39.2			365.4	1,134.7	904.6	38.4	101.2	85.1
Noble Fruit S.A.	156.3						156.3			19.1		
Dole Chile S.A.	80.7		44.8				125.5	941.0	1,760.0	14.3	91.1	126.3
Verfrut S.A., Sociedad Exportadora	31.8	17.8					49.6	381.0		4.9	39.2	
David del Curto S.A.	31.5						31.5	577.1		3.8	43.5	
<b>TOTAL TONS</b>	<b>2008-09</b>	<b>547.1</b>	<b>97.2</b>	<b>44.8</b>	<b>39.2</b>		<b>728.3</b>					
<b>TOTAL TONS</b>	<b>2007-08</b>	<b>1,465.6</b>	<b>1,554.4</b>	<b>317.6</b>	<b>350.9</b>	<b>210.7</b>	<b>28.0</b>	<b>3,927.2</b>				
<b>TOTAL TONS</b>	<b>2006-07</b>	<b>1,699.8</b>	<b>3,096.7</b>	<b>759.8</b>	<b>264.8</b>	<b>44.1</b>	<b>13.9</b>		<b>5,879.1</b>			
<b>TOTAL TH.CASES</b>	<b>2008-09</b>	<b>66.7</b>	<b>5.4</b>	<b>4.5</b>	<b>3.9</b>					<b>80.5</b>		
<b>TOTAL TH.CASES</b>	<b>2007-08</b>	<b>178.7</b>	<b>84.6</b>	<b>31.8</b>	<b>22.6</b>	<b>29.3</b>	<b>7.0</b>				<b>353.9</b>	
<b>TOTAL TH.CASES</b>	<b>2006-07</b>	<b>207.6</b>	<b>169.5</b>	<b>76.0</b>	<b>14.6</b>	<b>6.3</b>	<b>3.5</b>					<b>477.4</b>

## Poulis S.A.

Phone: 30 (210) 4814653  
Fax: 30 (210) 4813790  
e-mail: poulis@hol.gr  
Contact: Pouli Mary

[www.poulisgroup.com](http://www.poulisgroup.com)

Central Market of Athens B-13-15-17 C-18 A-7-9  
Athens  
Greece



## Main Species Detail

Season 2008/2009 (Tons)

EXPORTER	APPLE	KIWIS	PLUM	GRAPE	PEAR	CHERRY	NECTARIN	PEACH	TOTAL TONS			TOTAL TH.CASES		
									2008-09	2007-08	2006-07	2008-09	2007-08	2006-07
Conefrut S.A.	504.5	66.6	62.4	56.9	36.0				726.3	775.8	104.9	56.5	62.5	13.6
<b>TOTAL TONS</b>	<b>2008-09</b>	<b>504.5</b>	<b>66.6</b>	<b>62.4</b>	<b>56.9</b>	<b>36.0</b>			<b>726.3</b>					
<b>TOTAL TONS</b>	<b>2007-08</b>	<b>530.4</b>	<b>89.6</b>	<b>76.5</b>	<b>70.8</b>	<b>95.1</b>				<b>862.5</b>				
<b>TOTAL TONS</b>	<b>2006-07</b>	<b>21.2</b>		<b>57.7</b>		<b>24.2</b>	<b>1.3</b>	<b>0.4</b>	<b>0.1</b>		<b>104.9</b>			
<b>TOTAL TH.CASES</b>	<b>2008-09</b>	<b>28.0</b>	<b>6.7</b>	<b>12.5</b>	<b>6.9</b>	<b>2.4</b>						<b>56.5</b>		
<b>TOTAL TH.CASES</b>	<b>2007-08</b>	<b>29.4</b>	<b>9.0</b>	<b>14.2</b>	<b>8.6</b>	<b>7.1</b>							<b>68.3</b>	
<b>TOTAL TH.CASES</b>	<b>2006-07</b>	<b>1.2</b>		<b>10.4</b>		<b>1.6</b>	<b>0.3</b>	<b>0.10</b>	<b>0.04</b>					<b>13.6</b>





[www.alexport.nl](http://www.alexport.nl)  
Nieuw land Parc 121  
2952 DB Alblaserdam  
The Netherlands

Alexport B.V.  
Phone: 31 (78) 8907000  
Fax: 31 (78) 8907040  
e-mail: [info@alexport.nl](mailto:info@alexport.nl)  
Contact: Alexander Visser

### Main Species Detail

Season 2008/2009 (Tons)

EXPORTER	GRAPE	KIWIS	APPLE	PEACH	PLUMCOT	PLUM	NECTARIN	APRICOT	TOTAL TONS			TOTAL TH.CASES			
									2008-09	2007-08	2006-07	2008-09	2007-08	2006-07	
Aconcaqua Ltda, Exp. (Aconex)	411.8	224.0	61.1	8.4	2.9	2.2	1.8	0.6	712.9	1.155.5	1.633.9	78.0	127.0	180.5	
TOTAL TONS	2008-09	411.8	224.0	61.1	8.4	2.9	2.2	1.8	0.6	712.9	1.155.5	1.633.9	78.0	127.0	180.5
TOTAL TONS	2007-08	644.5	313.3	113.9	49.1	84.1	37.7	2.2		1.284.2					
TOTAL TONS	2006-07	843.2	613.6	40.2	32.9	28.6	18.2	2.6			1.642.7				
TOTAL TH.CASES	2008-09	50.2	22.4	3.4	1.1	0.4	0.2	0.1				78.0			
TOTAL TH.CASES	2007-08	78.6	31.3	6.1	6.4	12.0	4.9	0.4					144.0		
TOTAL TH.CASES	2006-07	102.8	61.4	2.1	4.1	4.1	2.3	0.4							182.6



[www.port-international.com](http://www.port-international.com)  
Lippelstraße 1  
D-20097 Hamburg  
Germany

Port International GmbH  
Phone: 49 (40) 3010000  
Fax: 49 (40) 30100066  
e-mail: [info@port-international.com](mailto:info@port-international.com)  
Contact: Mike Port

### Main Species Detail

Season 2008/2009 (Tons)

EXPORTER	GRAPE	APPLE	NECTARIN	PEAR	PLUM	TOTAL TONS			TOTAL TH.CASES		
						2008-09	2007-08	2006-07	2008-09	2007-08	2006-07
Aaricola Lvon Ltda	309.4					309.4			60.1		
Terramater S.A.		235.4				235.4	334.8	406.1	12.9	18.7	22.8
Aconcaqua Ltda, Exp. (Aconex)	84.5	20.4				104.8			19.9		
David del Curto S.A.	36.9					36.9			8.2		
Chilefarms S.A.	24.9					24.9			5.3		
TOTAL TONS	2008-09	455.6	255.8			711.4					
TOTAL TONS	2007-08	14.7	313.7	31.4	21.1	16.5	397.4				
TOTAL TONS	2006-07	23.3	744.5	36.3	101.3	18.8		924.1			
TOTAL TH.CASES	2008-09	92.4	14.1						106.5		
TOTAL TH.CASES	2007-08	2.9	17.2	5.7	1.4	3.3			30.6		
TOTAL TH.CASES	2006-07	5.2	44.2	6.6	7.1	3.8					66.8



[www.frutasmontosa.com](http://www.frutasmontosa.com)  
Finca el Molino 29792. Valle Niza  
Vélez Málaga  
Spain

Jose Luis Montosa S.L.  
Phone: 34 (952) 513533  
Fax: 34 (952) 513534  
e-mail: [info@frutasmontosa.com](mailto:info@frutasmontosa.com)  
Contact: Javier Fernández

### Main Species Detail

Season 2008/2009 (Tons)

EXPORTER	AVOCADO	TOTAL TONS			TOTAL TH.CASES		
		2008-09	2007-08	2006-07	2008-09	2007-08	2006-07
Propal S.A., Exportadora	254.1	254.1	1,752.4	1,363.8	24.1	187.6	146.3
Cabilfrut S.A.	186.1	186.1	238.5	556.6	25.1	23.5	52.2
Santa Cruz S.A., Exportadora	178.8	178.8	549.1	760.4	17.7	54.9	78.6
Citripal Ltda., Aaricola	65.0	65.0	240.0		6.2	24.0	
Montolín S.A., Aaricola e Inmobiliaria	21.5	21.5	133.9	44.8	1.9	13.3	4.5
TOTAL TONS	2008-09	705.5	705.5				
TOTAL TONS	2007-08	2,913.8		2,913.8			
TOTAL TONS	2006-07	2,725.6		2,725.6			
TOTAL TH.CASES	2008-09	74.9			74.9		
TOTAL TH.CASES	2007-08	303.3				303.3	
TOTAL TH.CASES	2006-07	281.6					281.6

## O-Melro Com

Phone: 351 (262) 604198 / 600175  
 Fax: 351 (262) 604846 / 600117  
 e-mail: omelro@omelro.com  
 Contact: Isabel Patrocinio

[www.omelro.com](http://www.omelro.com)

Rua da Sobreira, Sanguihal  
 2540 - 454 Carvalhal Bombarral  
 Portugal



## Main Species Detail

Season 2008/2009 (Tons)

EXPORTER	GRAPE	APPLE	KIWIS	TOTAL TONS			TOTAL TH.CASES		
				2008-09	2007-08	2006-07	2008-09	2007-08	2006-07
Unifrutti Traders Ltda.	407.4			407.4	768.5	336.7	49.7	62.5	41.1
Quintav S.A., Exportadora	284.5			284.5	268.0	276.6	34.7	29.5	32.2
<b>TOTAL TONS</b> 2008-09	<b>691.9</b>			<b>691.9</b>					
<b>TOTAL TONS</b> 2007-08	<b>442.8</b>	<b>449.7</b>	<b>144.0</b>		<b>1,036.5</b>				
<b>TOTAL TONS</b> 2006-07	<b>541.3</b>		<b>72.0</b>			<b>613.3</b>			
<b>TOTAL TH.CASES</b> 2008-09	<b>84.4</b>						<b>84.4</b>		
<b>TOTAL TH.CASES</b> 2007-08	<b>54.0</b>	<b>23.7</b>	<b>14.4</b>					<b>92.1</b>	
<b>TOTAL TH.CASES</b> 2006-07	<b>66.0</b>		<b>7.2</b>						<b>73.2</b>

## Ferreira Da Silva S.A.

Phone: 351 (261) 980350  
 Fax: 351 (261) 980369  
 e-mail: ferreiradasilva@ferreiradasilva.com.pt  
 Contact: Vitor Fonseca

[www.ferreiradasilva.pt](http://www.ferreiradasilva.pt)

Vale De Murta 2560-048 A Dos Cunhados  
 Torres Vedra  
 Portugal



## Main Species Detail

Season 2008/2009 (Tons)

EXPORTER	KIWIS	GRAPE	WALNUT	APPLE	PEACH	PLUM	PEAR	CHERRY	TOTAL TONS			TOTAL TH.CASES		
									2008-09	2007-08	2006-07	2008-09	2007-08	2006-07
Oppenheimer Chile Ltda, Serv. Agríc.	156.8	124.5							281.3			30.9		
Valbifrut S.A			140.0						140.0	80.0	30.0	12.8	8.0	1.8
Agrícola Gloria Chile	89.6	41.3							130.9			14.0		
Convallis S.A., Exportadora	89.6								89.6			9.0		
Miemis Ltda, Comercial		49.4							49.4			6.0		
<b>TOTAL TONS</b> 2008-09	<b>336.0</b>	<b>215.3</b>	<b>140.0</b>						<b>691.3</b>					
<b>TOTAL TONS</b> 2007-08	<b>136.5</b>	<b>357.1</b>	<b>80.0</b>	<b>434.3</b>	<b>51.5</b>	<b>26.5</b>	<b>24.6</b>	<b>13.6</b>		<b>1,136.6</b>				
<b>TOTAL TONS</b> 2006-07	<b>312.0</b>	<b>552.9</b>	<b>30.0</b>	<b>472.9</b>	<b>90.9</b>	<b>48.6</b>	<b>73.2</b>	<b>17.9</b>			<b>1,639.1</b>			
<b>TOTAL TH.CASES</b> 2008-09	<b>33.6</b>	<b>26.3</b>	<b>12.8</b>									<b>72.7</b>		
<b>TOTAL TH.CASES</b> 2007-08	<b>13.6</b>	<b>43.5</b>	<b>8.0</b>	<b>23.9</b>	<b>6.8</b>	<b>3.4</b>	<b>1.6</b>	<b>2.9</b>					<b>105.3</b>	
<b>TOTAL TH.CASES</b> 2006-07	<b>31.2</b>	<b>67.4</b>	<b>1.8</b>	<b>26.7</b>	<b>12.2</b>	<b>6.6</b>	<b>4.9</b>	<b>3.7</b>						<b>160.5</b>

## Keelings Group

Phone: 353 (1) 8135600  
 Fax: 353 (1) 8405917  
 e-mail: Keelings\_Quality\_List@keelings.com  
 Contact: Hans Balfourt

[www.keelings.com](http://www.keelings.com)

Roslin, St. Margaret's  
 Dublin  
 Ireland



## Main Species Detail

Season 2008/2009 (Tons)

EXPORTER	GRAPE	KIWIS	APPLE	PLUM	NECTARIN	CHERRY	ORANGE	CLEMENT	TOTAL TONS			TOTAL TH.CASES		
									2008-09	2007-08	2006-07	2008-09	2007-08	2006-07
Hars & Hagebauer Ltda. (Chile)	286.8					0.6			287.5	83.4		48.8	13.7	
Río Blanco Ltda, Exportadora		174.5				1.0			175.5	384.4	508.9	17.3	45.8	53.8
Rucarav S.A., Exportadora v Servicios			75.0						75.0			5.3		
Santa Maria S.A., Compañía Frutera	63.5								63.5	16.2		6.5	1.8	
Gestión de Export. Frut. S.A. (Gesex)				41.5	10.3				51.8	64.8	62.7	6.4	7.2	8.5
Others	15.3		21.4						36.7	384.5	213.7	2.9	38.2	25.5
<b>TOTAL TONS</b> 2008-09	<b>365.7</b>	<b>174.5</b>	<b>96.4</b>	<b>41.5</b>	<b>10.3</b>	<b>1.6</b>			<b>689.9</b>					
<b>TOTAL TONS</b> 2007-08	<b>550.6</b>	<b>151.7</b>	<b>120.2</b>		<b>64.8</b>		<b>46.1</b>			<b>933.3</b>				
<b>TOTAL TONS</b> 2006-07	<b>351.6</b>	<b>193.7</b>			<b>54.8</b>	<b>37.2</b>	<b>1.0</b>	<b>147.0</b>			<b>785.4</b>			
<b>TOTAL TH.CASES</b> 2008-09	<b>56.8</b>	<b>17.1</b>	<b>6.4</b>	<b>5.0</b>	<b>1.4</b>	<b>0.3</b>						<b>87.1</b>		
<b>TOTAL TH.CASES</b> 2007-08	<b>71.8</b>	<b>17.0</b>	<b>7.9</b>		<b>7.2</b>		<b>2.9</b>						<b>106.7</b>	
<b>TOTAL TH.CASES</b> 2006-07	<b>41.9</b>	<b>22.6</b>		<b>7.0</b>	<b>5.6</b>	<b>0.2</b>	<b>10.5</b>							<b>87.8</b>

### Main Species Detail

Season 2008/2009 (Tons)

EXPORTER	AVOCADO	CURRANT	BLUEB	CHERRY	B. KIWI	GRAPE	RASPB	NECTARIN	TOTAL TONS			TOTAL TH.CASES		
									2008-09	2007-08	2006-07	2008-09	2007-08	2006-07
Comercial Fruticola S.A.		176.0	173.6		6.3				355.8	294.1	205.4	237.2	188.9	126.6
Pronal S.A., Exportadora	190.1								190.1	21.1	85.7	47.5	5.3	21.4
Santa Cruz S.A., Exportadora	65.8								65.8	10.6	33.8	16.5	2.6	8.4
Cabilfrut S.A.	21.1								21.1	10.6	29.6	5.3	2.6	7.4
San Fco. Lo Garces .Soc. Ltda.				13.5					13.5			4.7		
Rancaqua, Cía. Exp. Ltda.				7.3					7.3			1.9		
<b>TOTAL TONS</b>	2008-09	277.0	176.0	173.6	20.9	6.3			653.7					
<b>TOTAL TONS</b>	2007-08	42.2	154.5	187.4	0.8	4.3	10.8	3.9		414.6				
<b>TOTAL TONS</b>	2006-07	149.0	73.1	130.8		1.8		3.4			360.3			
<b>TOTAL TH.CASES</b>	2008-09	69.3	117.3	115.7	6.6	4.2						313.0		
<b>TOTAL TH.CASES</b>	2007-08	10.6	102.8	119.8	0.2	2.9	2.4	2.5	0.9				243.9	
<b>TOTAL TH.CASES</b>	2006-07	37.3	48.7	77.0		1.2		2.2						167.8

### Main Species Detail

Season 2008/2009 (Tons)

EXPORTER	APPLE	KIWIS	PEAR	GRAPE	PLUM	CLEMENT	TOTAL TONS			TOTAL TH.CASES		
							2008-09	2007-08	2006-07	2008-09	2007-08	2006-07
Rucarav S.A., Exportadora v Servicios	215.1		37.5				252.6	390.6	1.051.1	20.3	31.8	79.0
Maona Tradino S.A., Exportadora	159.8						159.8	223.6		12.6	17.7	
Copefrut S.A.		134.4					134.4	194.4		13.4	27.6	
Santa Cruz S.A., Exportadora		94.8		11.6			106.4	44.8		11.9	4.5	
<b>TOTAL TONS</b>	2008-09	374.9	229.2	37.5	11.6		653.2					
<b>TOTAL TONS</b>	2007-08	957.3	174.1	32.5	14.1	45.0	44.8	1.267.8				
<b>TOTAL TONS</b>	2006-07	1.561.1	455.1	14.6					2.030.9			
<b>TOTAL TH.CASES</b>	2008-09	29.9	22.9	3.0	2.4					58.3		
<b>TOTAL TH.CASES</b>	2007-08	72.1	27.0	2.6	3.1	9.0	4.5				118.4	
<b>TOTAL TH.CASES</b>	2006-07	109.4	104.3	1.2								214.9



### Main Species Detail

Season 2008/2009 (Tons)

EXPORTER	APPLE	TOTAL TONS			TOTAL TH.CASES		
		2008-09	2007-08	2006-07	2008-09	2007-08	2006-07
Andinexia S.A	615.4	615.4	691.3	179.8	38.5	38.0	11.6
San Esteban Ltda., Exp.	35.4	35.4			3.2		
<b>TOTAL TONS</b>	2008-09	650.8	650.8				
<b>TOTAL TONS</b>	2007-08	691.3	691.3				
<b>TOTAL TONS</b>	2006-07	256.3		256.3			
<b>TOTAL TH.CASES</b>	2008-09	41.8			41.8		
<b>TOTAL TH.CASES</b>	2007-08	38.0				38.0	
<b>TOTAL TH.CASES</b>	2006-07	15.7					15.7

Zimpelmann Agentur GmbH  
 Phone: 49 (6353) 95990  
 Fax: 49 (6353) 959929  
 e-mail: zimpelmann@select-fruit.de  
 Contact: Angelika Zimpelmann

[www.select-fruit.de](http://www.select-fruit.de)  
 Herxheimer Strasse 7  
 67273 Dackenheim  
 Germany



## Main Species Detail

Season 2008/2009 (Tons)

EXPORTER	GRAPE	CHERRY	NECTARIN	PEACH	APRICOT	TOTAL TONS			TOTAL TH.CASES		
						2008-09	2007-08	2006-07	2008-09	2007-08	2006-07
Lafrut Export. Agropec. Ltda.	484.4					484.4	460.3	294.1	91.0	84.9	56.0
San Fco. Lo Garces. Soc. Ltda.	25.8	19.9	4.6	2.6		52.9	74.5	74.5	13.5	17.7	16.8
Pataonia Export S.A.	30.6	0.6				31.2			7.1		
Rucarav S.A.. Exportadora v Servicios	27.1					27.1			4.8		
Aaricola Lvon Ltda	23.5					23.5			4.7		
Others		12.0			2.3	14.3	95.7	42.2	4.9	19.9	7.8
<b>TOTAL TONS</b>	<b>2008-09</b>	<b>591.5</b>	<b>32.6</b>	<b>4.6</b>	<b>2.6</b>	<b>2.3</b>	<b>633.5</b>				
<b>TOTAL TONS</b>	<b>2007-08</b>	<b>544.0</b>	<b>64.3</b>	<b>14.7</b>	<b>7.5</b>		<b>630.5</b>				
<b>TOTAL TONS</b>	<b>2006-07</b>	<b>322.3</b>	<b>76.3</b>	<b>7.8</b>	<b>4.4</b>			<b>410.8</b>			
<b>TOTAL TH.CASES</b>	<b>2008-09</b>	<b>113.0</b>	<b>10.5</b>	<b>1.2</b>	<b>0.6</b>	<b>0.6</b>			<b>125.9</b>		
<b>TOTAL TH.CASES</b>	<b>2007-08</b>	<b>100.8</b>	<b>16.0</b>	<b>3.7</b>	<b>2.0</b>				<b>122.5</b>		
<b>TOTAL TH.CASES</b>	<b>2006-07</b>	<b>59.6</b>	<b>17.9</b>	<b>2.0</b>	<b>1.1</b>						<b>80.6</b>

## Cape Fives NI

The Netherlands



## Main Species Detail

Season 2008/2009 (Tons)

EXPORTER	APPLE	TOTAL TONS		TOTAL TH.CASES	
		2008-09	2007-08	2008-09	2007-08
APF Export S.A.	536.2	536.2	383.9	49.3	28.1
Conefrut S.A.	32.5	32.5	16.2	2.7	1.4
Terrafrut S.A	18.5	18.5		1.4	
TvT Export S.A.	16.1	16.1		1.4	
<b>TOTAL TONS</b>	<b>2008-09</b>	<b>603.2</b>	<b>603.2</b>		
<b>TOTAL TONS</b>	<b>2007-08</b>	<b>430.1</b>	<b>430.1</b>		
<b>TOTAL TH.CASES</b>	<b>2008-09</b>	<b>54.8</b>		<b>54.8</b>	
<b>TOTAL TH.CASES</b>	<b>2007-08</b>	<b>32.0</b>			<b>32.0</b>

## Battaglio S.R.L.

Phone: 39 (011) 3494444  
 Fax: 39 (011) 3975768  
 e-mail: info@battaglio.it

[www.battaglio.it](http://www.battaglio.it)

Interporto Sito, Prima Strada 1/A  
 10043 Orbassano (Torino)  
 Italy



## Main Species Detail

Season 2008/2009 (Tons)

EXPORTER	APPLE	PEAR	KIWIS	GRAPE	TOTAL TONS			TOTAL TH.CASES		
					2008-09	2007-08	2006-07	2008-09	2007-08	2006-07
Los Lirios S.A. . Exportadora	148.1	203.2	48.0		399.3	48.0		33.3	4.8	
Exportadora San Andrés Ltda.	128.4				128.4	149.8		7.1	8.2	
Rovalsur S.A.	21.4		44.8		66.2			5.7		
<b>TOTAL TONS</b>	<b>2008-09</b>	<b>298.0</b>	<b>203.2</b>	<b>92.8</b>	<b>594.0</b>					
<b>TOTAL TONS</b>	<b>2007-08</b>	<b>292.5</b>	<b>48.0</b>	<b>23.0</b>	<b>26.0</b>	<b>389.4</b>				
<b>TOTAL TONS</b>	<b>2006-07</b>	<b>148.6</b>	<b>44.8</b>				<b>193.4</b>			
<b>TOTAL TH.CASES</b>	<b>2008-09</b>	<b>16.4</b>	<b>20.3</b>	<b>9.3</b>				<b>46.0</b>		
<b>TOTAL TH.CASES</b>	<b>2007-08</b>	<b>16.1</b>	<b>4.8</b>	<b>2.3</b>	<b>3.2</b>				<b>26.3</b>	
<b>TOTAL TH.CASES</b>	<b>2006-07</b>	<b>8.2</b>		<b>4.5</b>						<b>12.7</b>



**www.ica.no**  
Sinsenvieien 45  
Rodeloka N-0501 Oslo  
Norway

ICA Norge AS  
Phone: 47 (23) 055000  
Contact: Antonio Soares

## Main Species Detail

Season 2008/2009 (Tons)

EXPORTER	APPLE	TONS		TH.CAS	
		2008-09	2008-09	2008-09	2008-09
Copefrut S.A.	590.9	590.9	45.0		
<b>TOTAL TONS</b>	2008-09	<b>590.9</b>	<b>590.9</b>		
<b>TOTAL TH.CASES</b>	2008-09	<b>45.0</b>	<b>45.0</b>		



**www.rimafrance.com**  
3, Rue de la Corderie, Centra 333  
RM 213 F- 94 586 Rungis Cedex  
France

Rima France  
Phone: 33 (1) 41730303  
Fax: 33 (1) 41730300  
e-mail: contact@rimafrance.com  
Contact: Richard Frowein

## Main Species Detail

Season 2008/2009 (Tons)

EXPORTER	KIWIS	GRAPE	APPLE	PLUM	CHERRY	AVOCADO	PEAR	GRAPEFR.	TOTAL TONS			TOTAL TH.CASES		
									2008-09	2007-08	2006-07	2008-09	2007-08	2006-07
Agrícola Gloria Chile	44.8	76.2	78.4	13.5					212.9	52.0		28.1	8.0	
Trinidad Exports S.A.	165.6								165.6			16.6		
Verfrut S.A., Sociedad Exportadora		105.6							105.6	73.9		12.9	15.1	
Southern Fruit, Exportadora			42.8						42.8			2.4		
Polar Fruit International S.A.			42.3						42.3			2.4		
Aconcaqua Ltda. Exp. (Aconex)					7.2				7.2			1.4		
<b>TOTAL TONS</b>	2008-09	<b>210.4</b>	<b>181.9</b>	<b>163.5</b>	<b>13.5</b>	<b>7.2</b>			<b>576.5</b>					
<b>TOTAL TONS</b>	2007-08		<b>58.8</b>	<b>21.4</b>	<b>2.3</b>	<b>2.0</b>	<b>488.3</b>	<b>235.2</b>		<b>888.5</b>				
<b>TOTAL TONS</b>	2006-07	<b>112.0</b>	<b>72.8</b>	<b>107.0</b>		<b>4.8</b>	<b>22.1</b>				<b>346.3</b>			
<b>TOTAL TH.CASES</b>	2008-09	<b>21.0</b>	<b>28.0</b>	<b>10.3</b>	<b>3.0</b>	<b>1.4</b>						<b>63.7</b>		
<b>TOTAL TH.CASES</b>	2007-08		<b>12.8</b>	<b>1.2</b>	<b>0.5</b>	<b>0.4</b>	<b>122.1</b>	<b>23.5</b>	<b>2.5</b>				<b>171.6</b>	
<b>TOTAL TH.CASES</b>	2006-07	<b>11.2</b>	<b>16.2</b>	<b>5.9</b>		<b>1.0</b>	<b>5.5</b>							<b>44.9</b>



Calle Luis Olavarrieta Nº 7  
C.P. 03350, Cox, Alicante  
Spain

Platanos Cox S.L.  
Phone: 34 (96) 5361044  
Fax: 34 (96) 5361070  
e-mail: admin@platanoscox.com  
Contact: Raúl Bravo

## Main Species Detail

Season 2008/2009 (Tons)

EXPORTER	APPLE	KIWIS	PLUM	GRAPE	NECTARIN	PEAR	ORANGE	CHERRY	TOTAL TONS			TOTAL TH.CASES		
									2008-09	2007-08	2006-07	2008-09	2007-08	2006-07
Atlas S.A., Exportadora	93.6		22.2	90.9	7.1			2.3	216.1	433.8	272.3	24.3	50.1	30.4
Prize Ltda., Exportadora		94.4	10.0		48.8			1.3	154.5	40.0		17.1	4.0	
San Fernando S.A., Frutera (Frusan)	55.6		60.5					2.6	118.6			15.3		
Scramble Ltda., Ases. e Inv.	18.7					22.1			40.8			3.5		
San Clemente S.A., Exp.	21.4							1.9	23.3			1.9		
Valle Central Ltda. Asesorías							21.8		21.8	23.0		1.4	1.4	
<b>TOTAL TONS</b>	2008-09	<b>189.3</b>	<b>94.4</b>	<b>92.7</b>	<b>90.9</b>	<b>55.9</b>	<b>22.1</b>	<b>21.8</b>	<b>8.1</b>	<b>575.2</b>				
<b>TOTAL TONS</b>	2007-08	<b>398.8</b>	<b>84.8</b>	<b>21.4</b>	<b>290.0</b>	<b>17.4</b>		<b>23.0</b>	<b>33.6</b>	<b>869.0</b>				
<b>TOTAL TONS</b>	2006-07	<b>170.7</b>	<b>22.4</b>	<b>57.9</b>	<b>315.4</b>	<b>31.2</b>			<b>10.4</b>		<b>607.9</b>			
<b>TOTAL TH.CASES</b>	2008-09	<b>17.6</b>	<b>9.4</b>	<b>13.1</b>	<b>11.1</b>	<b>6.9</b>	<b>1.5</b>	<b>1.4</b>	<b>2.6</b>			<b>63.6</b>		
<b>TOTAL TH.CASES</b>	2007-08	<b>26.5</b>	<b>8.5</b>	<b>2.4</b>	<b>35.4</b>	<b>2.5</b>		<b>1.4</b>	<b>8.0</b>				<b>84.7</b>	
<b>TOTAL TH.CASES</b>	2006-07	<b>13.4</b>	<b>2.2</b>	<b>6.5</b>	<b>38.5</b>	<b>3.6</b>			<b>2.3</b>					<b>66.5</b>



Preva Produce Ltda.  
Phone: 44 (1485) 520832  
Fax: 44 (1328) 838843  
e-mail: ian@preva.co.uk

<http://www.preva.co.uk/>  
Ravens Yard, Harpley  
Kings Lynn, Norfolk PE31 6TN  
United Kingdom



## Main Species Detail

Season 2008/2009 (Tons)

EXPORTER	APPLE	TOTAL TONS		TOTAL TH.CASES	
		2008-09	2007-08	2008-09	2007-08
Sof South Organic Fruit S.A.	532.0	532.0	739.9	29.2	40.7
Trinidad Exports S.A.	40.8	40.8		2.2	
TOTAL TONS 2008-09	572.7	572.7			
TOTAL TONS 2007-08	739.9		739.9		
TOTAL TH.CASES 2008-09	31.4			31.4	
TOTAL TH.CASES 2007-08	40.7				40.7

## Y&P Fresca Imports Exports Ltd

Phone: 357 (22) 876460  
Fax: 357 (22) 352822  
e-mail: fresca@cytanet.com.cy  
Contact: John

[www.fresca.bz](http://www.fresca.bz)

is 3 Romanou st. Engomi TT 2413 Nicosia  
P.O.BOX 27867 CY 2413 Nicosia  
Cyprus



## Main Species Detail

Season 2008/2009 (Tons)

EXPORTER	APPLE	KIWIS	GRAPE	PLUM	TOTAL TONS			TOTAL TH.CASES		
					2008-09	2007-08	2006-07	2008-09	2007-08	2006-07
Greenvic Comercial S.A.	125.4	95.7	73.8	47.0	341.9	526.4	411.4	30.6	44.5	28.8
David del Curto S.A.	224.7				224.7			12.2		
TOTAL TONS 2008-09	350.1	95.7	73.8	47.0	566.6					
TOTAL TONS 2007-08	233.6	96.0	105.4	91.4		526.4				
TOTAL TONS 2006-07	294.2	95.6		21.6			411.4			
TOTAL TH.CASES 2008-09	19.3	9.6	9.0	5.0				42.8		
TOTAL TH.CASES 2007-08	12.9	9.6	12.9	9.1					44.5	
TOTAL TH.CASES 2006-07	16.8	9.6		2.4						28.8

## J. Reis e Burnay, Lda.

Phone: 351 261335350  
Fax: 351 261316876  
e-mail: jrreis@clix.pt

Estrada Nacional 9 Paul  
2560 - 250 Torres Vedras  
Portugal



## Main Species Detail

Season 2008/2009 (Tons)

EXPORTER	GRAPE	PEAR	KIWIS	APPLE	TOTAL TONS			TOTAL TH.CASES		
					2008-09	2007-08	2006-07	2008-09	2007-08	2006-07
Rucarav S.A.. Exportadora v Servicios	269.7	168.6	72.0	46.1	556.4	168.2	209.8	57.8	13.2	16.4
TOTAL TONS 2008-09	269.7	168.6	72.0	46.1	556.4					
TOTAL TONS 2007-08	34.4	88.3	24.0	21.4		168.2				
TOTAL TONS 2006-07	52.3	114.7		42.8			209.8			
TOTAL TH.CASES 2008-09	35.5	11.2	7.2	3.8				57.8		
TOTAL TH.CASES 2007-08	4.2	5.4	2.4	1.2					13.2	
TOTAL TH.CASES 2006-07	6.4	7.6		2.4						16.4

## Main Species Detail

Season 2008/2009 (Tons)

EXPORTER	GRAPE	ORANGE	KIWIS	TOTAL TONS			TOTAL TH.CASES		
				2008-09	2007-08	2006-07	2008-09	2007-08	2006-07
Río Blanco Ltda. Exportadora	469.5	46.1	36.4	551.9	1.177.5	762.8	66.7	141.3	93.0
TOTAL TONS	2008-09	469.5	46.1	36.4	551.9				
TOTAL TONS	2007-08	1.062.6	69.1	45.8		1.177.5			
TOTAL TONS	2006-07	833.6				833.6			
TOTAL TH.CASES	2008-09	60.2	2.9	3.6			66.7		
TOTAL TH.CASES	2007-08	132.4	4.3	4.6				141.3	
TOTAL TH.CASES	2006-07	101.7							101.7

## Main Species Detail

Season 2008/2009 (Tons)

EXPORTER	GRAPE	APPLE	PEAR	KIWIS	CHERRY	NECTARIN	PLUM	TOTAL TONS		TOTAL TH.CASES	
								2008-09	2007-08	2008-09	2007-08
Sofruco Alimentos Ltda.	106.0		46.1	20.8				172.9	69.2	28.2	8.0
Fenix S.A		78.5						78.5		4.3	
AMS Family S.A., Comercial		64.2						64.2		3.5	
Miemis Ltda. Comercial	61.0							61.0		13.6	
Comexport Ltda.		40.9						40.9		2.1	
Others	88.9	40.8			1.2			130.9	307.5	22.1	49.7
TOTAL TONS	2008-09	255.9	224.3	46.1	20.8	1.2		548.3			
TOTAL TONS	2007-08	181.0	76.5	47.6		27.3	39.6	4.8	376.8		
TOTAL TH.CASES	2008-09	56.8	12.2	2.6	2.1	0.2				73.9	
TOTAL TH.CASES	2007-08	37.3	4.2	3.2		5.5	6.6	1.0			57.6


 Atlampom  
 France

## Main Species Detail

Season 2008/2009 (Tons)

EXPORTER	PEAR	APPLE	KIWIS	TOTAL TONS			TOTAL TH.CASES		
				2008-09	2007-08	2006-07	2008-09	2007-08	2006-07
David del Curto S.A.	146.9	123.1	72.0	342.0	271.1		22.1	15.2	
Copefrut S.A.	69.2		44.8	114.0	483.0	402.0	8.4	37.8	30.2
Magna Trading S.A., Exportadora	23.0	59.9			83.0		4.6		
TOTAL TONS	2008-09	239.1	183.1	116.8	539.0				
TOTAL TONS	2007-08	70.9	436.8	246.4		754.1			
TOTAL TONS	2006-07	23.0	199.8	179.2		402.0			
TOTAL TH.CASES	2008-09	13.3	10.1	11.7			35.0		
TOTAL TH.CASES	2007-08	4.2	24.1	24.6				53.0	
TOTAL TH.CASES	2006-07	1.3	11.0	17.9					30.2

## European Importers By Exporter

Companies under 530.0 tons

Season 2008/2009 (Tons)

CONSIGNEE	EXPORTER	APPLE	GRAPE	WALNUT	KIWIS	AVOCADO	PEAR	PLUM	ORANGE	ALMOND	BLUEB	CHERRY	OTHERS	TONS	CASES
J W Sedgwick Ltd.	Agua Santa Exp.		86.9					36.0						123.0	21,748
	Greenic Comercial S.A.				72.0			255.0						327.0	26,815
	Lafrut Export. Agropec.		79.3											79.3	15,200
Fruit Brothers	Verfrut S.A., Soc. Exp.	308.1	202.0											510.2	40,434
Begley Bros Ltd.	Megafrut Ltda.		29.2											29.2	5,830
	Fresh Land Chile S.A.	94.5	228.2		144.5									467.2	58,978
	La Sara Ltda.										8.2			8.2	5,433
Cedit Centro Distribuzione Toscana Srl	Los Lirios S.A., Exp.				68.8		22.4							91.2	9,120
	South Fruits Chile S.A.	7.1	89.4				60.2							156.7	27,097
	C y D Internacional S.A.							14.8						14.8	2,951
	Carlos Hasbun Exp.	85.6			134.4									220.0	18,144
Kölla Hamburg	Catania Chile S.A.		14.4											14.4	3,200
	Frumel Ltda.		302.4											302.4	67,200
	Hars & Hagebauer(Chile)		168.6											168.6	34,188
Bella Fruta S.A.	Trinidad Exports S.A.				22.4									22.4	2,240
	Rucaray S.A., Exp. y Serv.		13.2				41.4							54.6	5,704
	Del Monte Fresh Produce	363.9			22.4		51.8							438.1	25,112
Fruitfilos S.A.	David del Curto S.A.	348.6					74.5	16.6						439.7	28,475
	C y D Internacional S.A.	37.6												37.6	2,469
Sam Dennigan & Co. Ltd.	Dole Chile S.A.	422.5					48.6							471.1	26,963
Kiwi World S.A.	Comercial Fruticola S.A.				44.8									44.8	4,480
	Copefrut S.A.				155.6									155.6	15,560
	San Andrés, Exp.				151.2									151.2	15,120
	Frusan, Sn. Fdo Frutera				110.7									110.7	11,070
Scandinavian Fruit Partner A	Rucaray S.A., Exp. y Serv.	261.5					198.6						460.1	30,146	
T & B Vergers	Magna Trading S.A., Exp.	59.9					23.0							83.0	4,574
	Copefrut S.A.						46.1							46.1	2,560
	David del Curto S.A.	143.6					171.4							315.0	17,409
Ooo Baltfruit Ltd.	Río Blanco Ltda, Exp.		317.5		124.8								442.3	51,198	
Fruit Growers Alliance Ltd.	Gesex, Gest. Exp. Frut.		29.7											29.7	5,590
	San Clemente S.A., Exp.	281.5	129.5											411.0	37,792
Frutas Tabares S.L.	Verfrut S.A., Soc. Exp.							5.4				16.2		21.6	2,400
	Ben David S.A, Exp.				22.4									22.4	2,240
	San Andrés, Exp.	64.2												64.2	3,528
	Scramble Ltda., As. e Inv.	64.2	54.8		111.3		58.1	6.0				1.5	34.3	330.3	31,996
Grandafrutta Soc.Coop.A.R.L.	Fernando Aldo A.Bucarey				216.0									216.0	21,600
	Agro. Pinochet Fuenzalida				216.0									216.0	21,600
JFC Group	Dole Chile S.A.				179.2									179.2	17,920
	Queulat Export S.A.		106.3											106.3	12,960
	Southern Fruit, Exp.		145.3											145.3	17,724
Bakker Central Inkoop B.V.	Unifrutti Traders Ltda.		351.1											351.1	69,000
	Gesex, Gest. Exp. Frut.		79.3											79.3	14,985
Van Rijn Trading	Agrintez Ltda., Comercial		30.8											30.8	5,096
	Chilexpo Frut Ltda., Soc.	21.4			67.2									88.6	7,896
	Cont. del Sur Ltda., Exp. Ltc	64.2					175.6							239.8	14,280
	Prize Ltda., Exportadora				48.0									48.0	4,800
	Broker Inc Chile Ltda.	21.4												21.4	1,176
Cia. Fru & Ver Madrid	F.S.C. Produce S.A.							7.4				0.5	8.5	16.4	3,768
	Propal S.A., Exportadora								24.0					24.0	1,600
	San Fco. Lo Garces, Soc.								19.5					19.5	1,300
	South Fruits Chile S.A.		3.1					13.0				1.8	4.7	22.5	3,108
	Ballerina Ltda., Agric.			54.6										54.6	5,456
	Cia. Frut. del Norte (CFN)		49.3											49.3	9,080
	San Clemente S.A., Exp.	172.8										1.0		173.8	11,186
	Servicios de Logistica											1.4		1.4	560
	Sofruileg Chile S.A.				44.8									44.8	4,480
Unifrutti Traders Ltda.												22.4	22.4	2,240	



## European Importers By Exporter

Companies under 530 tons

Season 2008/2009 (Tons)

CONSIGNEE	EXPORTER	APPLE	GRAPE	WALNUT	KIWIS	AVOCADO	PEAR	PLUM	ORANGE	ALMOND	BLUER	CHERRY	OTHERS	TONS	CASES
Seeberger KG.	Anakena Ltda, Exp.			268.6										268.6	22,060
	Asi Chile S.A.			40.0										40.0	4,000
	Valbifrut S.A			120.0										120.0	12,000
Morello International Plc	Dole Chile S.A.	159.4	57.6											217.0	24,328
	Frutasol Chile S.A., Exp.	85.6												85.6	4,704
	San Clemente S.A., Exp.	93.3	13.5											106.8	10,390
Comexa	Subsole S.A., Exportadora					409.2								409.2	#####
QDF Northern Europe	San Fco. Lo Garces, Soc.				24.0				234.0				145.8	403.8	36,224
Di Lenardo S.P.A.	Terrafrut S.A				403.2									403.2	40,320
Frit Ravich S.L.	Frutexsa, Frutas de Export.			150.0										150.0	10,200
	Huertos del Valle Ltda.			134.1						15.0				149.1	9,265
	Superfruit Ltda.			20.2										20.2	807
	Sun Belle Berries S.A.			69.8										69.8	3,390
Sofruitex	Polar Fruit International	238.9												238.9	21,132
	El Torreón Export Ltda.	149.8												149.8	8,232
UAB Augma	Dole Chile S.A.		55.1											55.1	6,720
	Magna Trading S.A., Exp.		17.7											17.7	2,160
	Río Blanco Ltda, Exp.		177.9											177.9	21,696
	Subsole S.A., Exportadora		17.7		24.0									41.7	4,560
	Verfruit S.A., Soc. Exp.		17.7											17.7	2,160
	Exser Ltda.		69.6											69.6	8,718
Central Dica S.A. Grupo L/C	Aconex, A concagua Exp.												20.0	20.0	2,496
	Agrícola Gloria Chile											1.3		1.3	256
	Frutas E Sanchez (Chile)												0.4	0.4	120
	Unifrutti Traders Ltda.	354.4										3.3		357.7	50,964
Central Fruit BVBA	Fresh Land Chile S.A.		315.4											315.4	38,975
	Southern Fruit, Exp.	21.4												21.4	1,176
	Idahue Chile		35.4											35.4	4,320
	Unifrutti Traders Ltda.										0.6			0.6	228
Sikafruits	David del Curto S.A.	9.9			6.3		5.2							21.3	2,020
	Unifrutti Traders Ltda.	133.3	153.2				19.1	11.2				2.9	19.2	338.8	26,580
Rivoira Giovanni & Figli S.P.	Unifrutti Traders Ltda.	348.3											348.3	49,750	
Saba Frukt & Grönt AB	Trinidad Exports S.A.	21.4												21.4	1,176
	Dole Chile S.A.	235.4	71.1											306.5	28,736
Bio-Center Zann	Rucaray S.A., Exp. y Serv.	19.5												19.5	1,329
	Greenvic Comercial S.A.	320.6	4.3		22.5									347.4	21,800
FD Fruit B.V.	Ecoastral Ltda.											18.4		18.4	3,680
	Elqui, Ases. Agronómica		38.8											38.8	8,170
	Petra Ltda., Soc. Exp.		190.5											190.5	42,360
	Frucentro S.A.		0.5					41.5					25.2	67.1	13,149
Mazzoni S.P.A.	Frutexport S.A.		32.3											32.3	3,936
	APF Export S.A.	147.7												147.7	15,560
	Subsole S.A., Exportadora				36.0									36.0	3,600
	Unifrutti Traders Ltda.	143.8												143.8	12,460
POLAK+ Coimport   export B.V.	Propal S.A., Exportadora	17.4												17.4	1,445
	Dole Chile S.A.	103.5	185.6		20.8		23.3							333.2	31,570
Frutas Romero C.B.	Pacific Nut Company Chile			10.0										10.0	1,000
	Carlos Aguilar	167.2												167.2	10,616
L.I.F.E. S.R.L.	San Fco. Lo Garces, Soc.								175.9					175.9	10,960
	Agronut Ltda., Com.									12.7				12.7	795
	Anakena Ltda, Exp.			171.0										171.0	15,596
	Ralfrut, Exp. y Serv.									16.0				16.0	1,600
	Horfruit Ltda.			52.4										52.4	4,184
	Natural Nut S.A.			10.0										10.0	1,000
	Bauza Export Ltda.			20.0										20.0	800
	Hojas Export Ltda.			39.0										39.0	2,638
Huertos del Valle Ltda.			20.0										20.0	2,000	

## European Importers By Exporter

Companies under 530 tons

Season 2008/2009 (Tons)

CONSIGNEE	EXPORTER	APPLE	GRAPE	WALNUT	KIWIS	AVOCADO	PEAR	PLUM	ORANGE	ALMOND	BLUEB	CHERRY	OTHERS	TONS	CASES
Peviani Spa.	Magna Trading S.A., Exp.	18.7	66.2				251.9							336.9	52,777
	Agricola Los Mayos Ltda.											21.6		21.6	2,400
	Copefruit S.A.							153.8						153.8	21,976
	David del Curto S.A.							24.0					9.7	33.7	3,480
Univeg Katope UK Ltd.	Grow Logistic S.A.		18.5											18.5	2,250
	Unifrutti Traders Ltda.												40.7	40.7	5,088
	Disa S.A., Exportadora		67.6											67.6	13,490
	Vital Berry Marketing S.A.												0.02	0.02	8
Hortofruticola Amaglio Srl.	Santa Julia Ltda., Agr.	60.7	18.2		112.0			61.0				6.4	75.8	334.1	37,174
	Alnuez Ltda., Exp. y As.									10.0				10.0	1,000
Noberasco S.R.L.	Superfruit Ltda.			53.1										53.1	2,724
	Ballerina Ltda., Agric.			229.5										229.5	13,350
	Valbifrut S.A.			40.0										40.0	1,600
Frukar B.V.	Scramble Ltda., As. e Inv.						66.2							66.2	4,416
	Jaime Bosh B e Hijos Cia.	168.8	27.0		67.2									263.0	22,157
Frutas Vicente Betancourt	Polar Fruit International	103.8	44.3		22.4		23.1	35.6				4.9	92.7	326.8	32,412
	Araucaria Export. S.A.												12.4	12.4	2,064
Bakker Barendrecht BV	Copefruit S.A.				85.0			147.6						232.6	38,026
	Gesex, Gest. Exp. Frut.		79.0											79.0	14,355
Zoutewelle Import/Export	Jaime Bosh B e Hijos Cia.	169.2	40.5		112.0									321.7	29,617
	Exportadora Panagro S.A.											1.9		1.9	768
Karanicolas Ioannis y Anton.	Scramble Ltda., As. e Inv.	48.3	164.5		70.6			33.7						317.1	33,506
	Exser Ltda.		55.1											55.1	6,720
Frutas Drago S.L.	Río Blanco Ltda, Exp.				67.2									67.2	6,720
	TyT Export S.A.	168.0					12.0	1.0					7.1	188.1	12,049
	MoreFruits Ltda., Exp.	19.2	17.7											36.9	3,181
000 Sunway Group	New York Export. y Cia												99.1	99.1	5,760
	Carlos Hasbun Exp.	170.6												170.6	9,373
	Anakena Ltda, Exp.			46.3										46.3	4,634
	Graneros Ltda, Com.			38.4										38.4	3,839
	Sociedad Englander Nuss			30.0										30.0	3,000
I.N.Z Trading B.V.	El Camino, Agric.Com. Inv.									32.0				32.0	3,200
	Frutos Del Pais, Emp.			10.0										10.0	1,000
	Exportadora Dryfruit. Ltda			10.0										10.0	1,000
	Pacific Nut Company Chile			59.1						80.0				139.1	13,905
	Frutexsa, Frutas de Export.			20.0										20.0	2,000
	Sociedad Englander Nuss			10.0										10.0	1,000
Madi Ventura S.P.A.	El Camino, Agric.Com. Inv.									32.0				32.0	3,200
	Ballerina Ltda., Agric.			77.5						16.0				93.5	7,038
	Fatima Uno Ltda.									15.0				15.0	1,500
	Valvalle Ltda., Exportadora			121.1										121.1	6,857
Mert Tarim Urunleri Tic.	Copefruit S.A.				104.0									104.0	10,400
	Atlas S.A., Exportadora	61.7	56.1		22.4		45.7							185.9	15,056
JMC Fruits Mesfruits	Andinexia S.A	285.6												285.6	15,694
T & Jb Produce Ltd.	Copefruit S.A.							115.5				164.0		279.5	49,295
	Rancagua, Cia. Exp. Ltda.											1.8		1.8	360
Gastaldelli S.R.L.	Frugas S.A.	74.3									0.7	9.0	148.2	232.2	32,996
	Trinidad Exports S.A.		4.1				41.8							45.8	5,076
	Corfrut, Corp. Frut. Chilena	64.2												64.2	3,528
	Aconex, Aconcagua Exp.				67.2									67.2	6,720
R. Martinez S.A.	Agricola Los Mayos Ltda.							13.7				1.9	21.1	36.6	7,072
	Polar Fruit International	42.3												42.3	2,352
	South Fruits Chile S.A.	64.2												64.2	3,528
Alefruit S.R.L.	Fresh Land Chile S.A.		204.2				34.1	35.7						274.0	39,748
Exportaciones Aranda S.L.	Propal S.A., Exportadora								271.7					271.7	18,428

## European Importers By Exporter

Companies under 530 tons

Season 2008/2009 (Tons)

CONSIGNEE	EXPORTER	APPLE	GRAPE	WALNUT	KIWIS	AVOCADO	PEAR	PLUM	ORANGE	ALMOND	BLUER	CHERRY	OTHERS	TONS	CASES
Sudfruits S.A.	San Andrés, Exp.				64.8									64.8	6,480
	Combifrut S.A.				44.8									44.8	4,480
	Wiesner S.A., Patricio				44.8									44.8	4,480
	Ines Escobar y Cia Ltda				44.8									44.8	4,480
Satori S.A.	Frusan, Sn. Fdo Frutera				68.4									68.4	6,840
	Propal S.A., Exportadora					170.8								170.8	40,512
	Cabilfrut S.A.					21.4								21.4	4,992
	Santa Cruz S.A., Exp.					66.3								66.3	14,952
A.M.S. European	Agrifruta S.A											1.2		1.2	480
	Gesex, Gest. Exp. Frut.												4.2	4.2	1,061
	Propal S.A., Exportadora					126.7								126.7	31,680
	Cabilfrut S.A.					21.1								21.1	5,280
	David del Curto S.A.											3.2		3.2	1,280
	Hars & Hagebauer(Chile)			9.7										9.7	2,150
	Prohens S, Rafael y Cia.			9.4										9.4	2,080
	San Clemente S.A., Exp.											5.9		5.9	2,952
San Fco. Lo Garces, Soc.											24.6		24.6	8,749	
Santa Cruz S.A., Exp.					50.7								50.7	10,800	
Chajidaski Th.S.A.	Unifrutti Traders Ltda.	244.3												244.3	13,573
Frutas Iru	Scramble Ltda., As. e Inv.											0.6	20.2	20.8	2,885
	Agricom, Soc. Agric. Com.	207.5												207.5	12,268
	Verfrut S.A., Soc. Exp.											4.2	4.1	8.3	2,702
Maule Frutta Di Tatoli	Catania Chile S.A.				67.2									67.2	6,720
Maria & C. S.A.S.	Ecoaustral Ltda.				128.2		41.0							169.2	17,832
Cardell Export	APF Export S.A.	133.7												133.7	12,360
	Atlas S.A., Exportadora	98.1												98.1	12,056
OOO Citrus Fruit	AMS Family S.A., Com.	62.3						20.1						82.4	5,607
	Proexport Ltda, Exp.			74.6										74.6	8,976
	Córpora Agrícola S.A.	18.7	55.2											73.9	7,761
Murano S.P.A.	Anakena Ltda, Exp.				10.4									10.4	916
	Asi Chile S.A.				70.0									70.0	6,400
	Parmex S.A.				16.0									16.0	1,600
	Sociedad Englander Nuss				30.0									30.0	3,000
	Valbifrut S.A				10.0									10.0	1,000
	Valvalle Ltda., Exportadora				59.2									59.2	4,717
	El Camino, Agric.Com. Inv.									32.0				32.0	3,200
Arcofruits S.A.	San Fco. Lo Garces, Soc.				107.7			9.5					9.0	126.2	16,768
	Convallis S.A, Exportadora	21.2	58.8					16.2						96.2	16,712
La Piedra Redonda S.L.	Natural Nut S.A.				10.0									10.0	1,004
	Anakena Ltda, Exp.				29.9									29.9	2,646
	Exportadora Dryfrut. Ltda				10.0									10.0	1,000
	Huertos del Valle Ltda.			131.0						40.0				171.0	14,982
Berry Gardens Ltd.	Driscoll 's de Chile S.A.										217.3			217.3	74,888
	Vital Berry Marketing S.A.										0.6			0.6	103
F.Lli Maineri di Maineri & Cia.	Graneros Ltda, Com.				29.0					16.0				45.0	4,504
	Agronut Ltda., Com.				10.0									10.0	1,000
	Anakena Ltda, Exp.				161.8									161.8	8,608
Planet Fruit Importers Ltd.	Unifrutti Traders Ltda.	189.5			22.4									211.9	12,768
LBP Rotterdam B.V.	Cabilfrut S.A.					21.1								21.1	5,280
	Propal S.A., Exportadora					169.4								169.4	42,240
	Santa Cruz S.A., Exp.					21.1								21.1	5,280
Univeg Import Italia	Scramble Ltda., As. e Inv.				207.3									207.3	20,732
Della Bella Biagio e F.Lli	Agronut Ltda., Comercial			115.4					85.0					200.4	9,968
Greenery International B.V.	Comercial Fruticola S.A.				112.0									112.0	11,200
	Organik Time SPA	64.2			24.0									88.2	5,928
Net Nut Gıda San. İç ve Dış	Indufrut Int Ltda. Imp.y Exp.			200.0										200.0	8,000

## European Importers By Exporter

Companies under 530 tons

Season 2008/2009 (Tons)

CONSIGNEE	EXPORTER	APPLE	GRAPE	WALNUT	KIWIS	AVOCADO	PEAR	PLUM	ORANGE	ALMOND	BLUEB	CHERRY	OTHERS	TONS	CASES
PlodImport	San Clemente S.A., Exp.	19.3												19.3	1,176
	Copefrut S.A.	61.8												61.8	3,360
	Lontue (Lonfrut), Dist. Frut.	19.4												19.4	1,078
	Rucaray S.A., Exp. y Serv.				54.1									54.1	5,408
	Frusan, Sn. Fdo Frutera	40.3												40.3	2,163
DPS PLC	Southern Fruit, Exp.							186.7					5.3	192.0	19,800
Vital Berry Marketing Inc.	Vital Berry Marketing S.A.										134.8	54.6	2.4	191.8	91,796
Bio Tropic GmbH	Greenic Comercial S.A.	170.8	12.1											182.9	12,129
Worldwide Fruits Port	San Clemente S.A., Exp.	181.8												181.8	11,350
Durbeck Italia Srl.	Frutasol Chile S.A., Exp.	64.3			44.8		70.2							179.3	12,472
Fruits Profanousi S.A.	Catania Chile S.A.	63.6			112.0									175.6	14,693
000 Praid	Agua Santa Exp.		170.0											170.0	20,736
Utopia UK	Chilfresh Ltda., Servicios											5.3		5.3	1,056
	David del Curto S.A.											87.7		87.7	17,565
	San Fco. Lo Garces, Soc.											19.0		19.0	3,808
	Sudamericana Ltda, Hort.												6.3	6.3	1,740
	Rancagua, Cia. Exp. Ltda.											3.0		3.0	600
	Río Blanco Ltda, Exp.											33.2		33.2	6,633
	Soc.Agricola H.C.Ltda.												15.0	15.0	7,451
V. Besana S.p.A.	Graneros Ltda, Com.			19.3										19.3	1,932
	Jorge Gallardo Exports			20.0										20.0	2,000
	Mondial Exports S.A			9.9										9.9	994
	Nenadovich Del Rio, M.			120.0										120.0	12,000
Weal Moor Ltd.	Propal S.A., Exportadora					126.6								126.6	31,594
	Cabilfrut S.A.					42.2								42.2	10,560
Timan Fruit SL	San Clemente S.A., Exp.	149.8	18.7											168.5	10,512
HL Hall (International) Ltd.	Córpora Agrícola S.A.					125.5								125.5	30,168
	Río Blanco Ltda, Exp.					42.6								42.6	10,656
Euro Nut Marketing S.L.	Pacific Nut Company Chile			168.0										168.0	16,800
Alfano F.Lli S.R.L.	El Camino, Agric.Com. Inv.									16.0				16.0	1,600
	Ballerina Ltda., Agric.			29.5										29.5	1,750
	Mondial Exports S.A			26.0										26.0	2,603
	Anakena Ltda, Exp.			48.3										48.3	3,032
	Valvalle Ltda., Exportadora			40.0										40.0	1,600
Global Pacific Produce Inc.	Aconex, Aconcagua Exp.				22.4									22.4	2,240
	Córpora Agrícola S.A.		30.6											30.6	3,400
	San Clemente Ltda, Agríc.	103.7												103.7	7,562
Tumerdem Ticaret	Ecoastral Ltda.				44.8									44.8	4,480
	Catania Chile S.A.	21.4			89.6									111.0	10,136
Kesko Food	Copefrut S.A.	154.6												154.6	11,890
Triofruit Aps	Cía. Frut. del Norte (CFN)							34.8						34.8	6,960
	Frutasol Chile S.A., Exp.	119.8												119.8	8,133
Agri Commerce S.A.	Subsole S.A., Exportadora								149.6					149.6	13,386
Food Invest Italia Spa.	FoodInvest Chile	19.8			39.1									59.0	6,699
	La Esperanza, Agr. y Frut.		45.9				23.0							68.9	9,696
	Santa Marta, Exp.							21.6						21.6	2,400
Form Narenciye Islet	David del Curto S.A.	148.2												148.2	8,232
Sc Van Ravenswaaij B.V.	Safex Ltda., Exportadora								146.1					146.1	8,888
S & A Produce Ltd.	Prima Agrotrading S.A.										130.7			130.7	51,210
	FruX Ltda, Exportadora										13.9			13.9	5,775
Jafruit B.V.	Passalacqua C., Daniella A.		143.7											143.7	31,676
Interoma AG	Anakena Ltda, Exp.			143.3										143.3	13,202
Inex Partners Oy	Copefrut S.A.	142.4												142.4	10,955

## European Importers By Exporter

Companies under 530 tons

Season 2008/2009 (Tons)

CONSIGNEE	EXPORTER	APPLE	GRAPE	WALNUT	KIWIS	AVOCADO	PEAR	PLUM	ORANGE	ALMOND	BLUEB	CHERRY	OTHERS	TONS	CASES
Fruit World Breda	Comercial Fruticola S.A.										11.1		9.4	20.5	13,377
	Sun Belle Berries S.A.										11.3		9.1	20.3	13,160
	Valle Maule S.A.										85.5			85.5	52,633
	Vitafoods, Alim. Naturales										11.2			11.2	5,912
	Punto Azul Ltda.										1.4			1.4	900
OOO Interfrut	Frío Tocornal Ltda.		116.1											116.1	14,160
	Gonzagri S.A, Exportadora	20.4												20.4	1,121
Novafruit S.R.L.	Agrisouth Estates Chile	64.2					43.2							107.4	8,328
	Catania Chile S.A.		29.0											29.0	6,440
Caspian Nuts B.V.	Huertos del Valle Ltda.			110.1										110.1	5,604
	Prodalmen Ltda.									23.0				23.0	2,300
Parisi Umberto S.N.C.	Agronut Ltda., Com.			14.0										14.0	800
	Pacific Nut Company Chile			8.5										8.5	341
	Anakena Ltda, Exp.			19.0										19.0	760
	Asi Chile S.A.			10.0										10.0	400
	Frutos Del Pais, Emp.			10.0										10.0	1,000
	Exportadora Dryfrut. Ltda			20.0										20.0	2,000
	Valbifrut S.A			49.0										49.0	4,900
Abdo Deletiglu Free Zone M.	Ecoastral Ltda.	42.8												42.8	2,352
	Catania Chile S.A.	42.6			44.8									87.4	6,818
V.Spanakos S.A.	Frutasol Chile S.A., Exp.	107.1			22.4									129.5	8,120
Importaco S.A.	Huertos del Valle Ltda.			129.0										129.0	12,900
Enzafruit N. Z. Continent	Trinidad Exports S.A.				128.8									128.8	16,854
Nature Food Import	Asi Chile S.A.			40.0										40.0	4,000
	Ballerina Ltda., Agric.			28.5										28.5	2,850
	Pacific Nut Company Chile			20.0						20.0				40.0	4,000
	Prodalmen Ltda.									20.0				20.0	2,000
Henrique Fiel Lourenco, Ltda.	Anakena Ltda, Exp.			10.0										10.0	1,000
	Triofrut Ltda., Exportadora	10.2			44.8		5.8						20.4	81.2	9,000
	Santa Maria S.A., Cia Frut.	21.4	15.7											37.1	3,096
Agri SGJ Ltd.	Agricola Plaza Vieja Ltda.		40.5											40.5	9,000
	Agrifruta S.A		4.7									0.7		5.4	1,336
	Southern Fruit, Exp.		15.3					64.6						79.9	16,320
Narimpex AG	Superfruit Ltda.			10.0										10.0	1,000
	Valbifrut S.A			54.7										54.7	5,466
	Asi Chile S.A.			60.0										60.0	3,000
Organic Farm Foods Ltd.	Comercial Fruticola S.A.				112.0									112.0	11,200
	Greenvic Comercial S.A.		9.2											9.2	2,300
George Karabelas S.A.	Catania Chile S.A.		14.7											14.7	3,270
	Gesex, Gest. Exp. Frut.		105.9											105.9	12,919
Gokhan Altin & Disticaret	Bauza Export Ltda.			120.0										120.0	4,800
Reyes Gutierrez	Norbar Chile S.A					120.0								120.0	12,000
J M Levarht en Zn. Bv	Ben David S.A, Exp.											2.1		2.1	413
	Scramble Ltda., As. e Inv.	60.3	21.6									2.8	31.7	116.3	14,960
Tampico Trading GmbH	Anakena Ltda, Exp.			117.8										117.8	9,795
Vepro Co.Ltd.	Copefrut S.A.	63.0												63.0	3,521
	Agricom, Soc. Agric. Com.		35.4					17.9						53.3	6,880
Lanza Frut S.L.	Polar Fruit International	73.8	18.0				5.3	1.0					0.6	98.7	6,849
	Fresh Land Chile S.A.	10.1	7.3											17.4	1,446
Amalthia Trading Ltd.	Royalsur S.A.	21.4	35.7		44.8							11.5		113.4	12,316
Apple Way Pascal Daries	Río Blanco Ltda, Exp.				112.0									112.0	11,200
Maria Teresa Llaurado R.	Anakena Ltda, Exp.			105.8										105.8	7,530
Mehadrin Tnuport Mkt. (UK)	Prima Agrotrading S.A.					104.8								104.8	24,552
Menelaos Ltd.	Prima Agrotrading S.A.	83.5	15.1					4.8						103.4	7,066
Banfruit	C y D Internacional S.A.												18.4	18.4	2,302
	Del Monte Fresh Produce		83.6											83.6	10,200

## European Importers By Exporter

Companies under 530 tons

Season 2008/2009 (Tons)

CONSIGNEE	EXPORTER	APPLE	GRAPE	WALNUT	KIWIS	AVOCADO	PEAR	PLUM	ORANGE	ALMOND	BLUEB	CHERRY	OTHERS	TONS	CASES
Sapei S.A.	San Andrés, Exp.	21.4												21.4	1,176
	Global Inversiones Ltda.			9.8										9.8	980
	Agrisouth Estates Chile	64.0												64.0	3,507
Angus Soft Fruit	Sun Belle Berries S.A.										91.6			91.6	51,850
Visa Fruits Sa	Hojas Export Ltda.			28.0										28.0	1,660
	Sun Belle Berries S.A.									14.4				14.4	1,440
	Agronut Ltda., Com.			6.0						43.0				49.0	4,363
Tropic Fruits Bragelone	Scramble Ltda., As. e Inv.	37.6	45.0					6.1					2.0	90.7	8,845
Almendras Morales	Santa Marta, Exp.									48.0				48.0	4,800
	Almoking Nut & Dryfruit									16.0				16.0	400
	Frutos Del Pais, Emp.									10.4				10.4	259
	Huertos del Valle Ltda.									16.2				16.2	406
Citricos Gustavo Ferrada	Propal S.A., Exportadora							89.3					89.3	5,490	
Almendra y Mil S.A.	El Camino, Agric.Com. Inv.									88.0			88.0	88	
LLP Baltic Trade Company	Aconex, A concagua Exp.	8.9						3.9						12.8	1,050
	Exposur S.A		31.5											31.5	3,840
	Verfrut S.A., Soc. Exp.		41.0										2.5	43.5	5,316
Agroexperience SI.	Agrodirect	85.6										1.9	87.5	5,088	
Bollo Internat. Fruits S.L	Santa Cruz S.A., Exp.								24.5					24.5	1,440
	Cerrillos de Tamaya								21.0				42.0	63.0	4,200
Commercial Fruits	Exportadora Fasfrut Ltda.					42.2								42.2	10,560
	Greenvic Comercial S.A.							3.4					14.5	17.9	5,052
	Rancagua, Cía. Exp. Ltda.											12.8		12.8	2,552
	Catania Chile S.A.												0.8	0.8	240
	Chilifresh Ltda., Servicios											1.0		1.0	200
	Pacific S.A., Exportadora											4.7		4.7	1,331
	Prima Agrotrading S.A.												5.4	5.4	1,800
	San Fco. Lo Garces, Soc.											2.4		2.4	960
Zelocchi Loris	Frutas Secas Ltda.			6.0						6.0				12.0	1,200
	Valvalle Ltda., Exportadora			58.8										58.8	2,800
	Alnuez Ltda., Exp. y As.									16.0				16.0	1,600
Nandopal SI	Mauricio Vilches											3.6		3.6	720
	Cecilia Perez P.	42.8												42.8	2,352
	Rebeca Produce E.I.R.L.		17.9		22.4									40.3	4,424
Consorzio Kiwigold S.r.l.	AMS Family S.A., Com.				85.6								85.6	10,488	
Ghilar di Paolo & Co. S.R.L.	Terramater S.A.	85.6											85.6	4,704	
Tumerden Gida Urun San V.	Omni Nuts & Fruits S.A			85.0										85.0	3,400
Haciendasbio S.A.	San Fco. Lo Garces, Soc.				84.9									84.9	8,491
Neva Shipping Co	Megafrut Ltda.		53.1											53.1	6,480
	Valdovinos y Araya Ltda.		31.5											31.5	3,840
Freeworld Trading Limited	Exportadora Dryfrut. Ltda			10.0										10.0	1,000
	Parmex S.A.									16.0				16.0	1,600
	Superfruit Ltda.									48.0				48.0	4,800
	Werner Haeussler F.			10.0										10.0	1,000
Antilles Fraisz I De Jarry	Agrícola Gloria Chile		18.7											18.7	2,280
	Golden Fruits Ltda. Exp.	35.1	11.1		7.6		8.1						1.8	63.6	5,270
Well Pict European Ltd	Comercial Fruticola S.A.										78.4			78.4	29,023
	Frut. Terranova S.A.										3.2			3.2	1,200
Gracoex SRL	La Esperanza, Agr. y Frut.		81.3											81.3	12,736
Sunray	Alnuez Ltda., Exp. y As.			79.0										79.0	7,900
	Frutas Secas Ltda.			13.0						21.0				34.0	2,400
Mainardi Nicola S.R.L.	Pacific Nut Company Chile			4.0										4.0	400
	Valbifrut S.A			40.0										40.0	4,000
Plimont di Montresor	Ballerina Ltda., Agric.			16.8										16.8	671
Robert	Valvalle Ltda., Exportadora			60.0										60.0	2,520
Suces. de Juan y R. Vaquero	Anakena Ltda, Exp.			76.5										76.5	7,651
Carneiro & Ramos	Exser Ltda.		71.5											71.5	8,724

## European Importers By Exporter

Companies under 530 tons

Season 2008/2009 (Tons)

CONSIGNEE	EXPORTER	APPLE	GRAPE	WALNUT	KIWIS	AVOCADO	PEAR	PLUM	ORANGE	ALMOND	BLUER	CHERRY	OTHERS	TONS	CASES
J Carqueja Frutos Secos Ltda.	Anakena Ltda, Exp.			61.0										61.0	5,543
	Pacific Nut Company Chile			10.0										10.0	880
nutwork Handelsgesellschaft mbH	Alnuez Ltda., Exp. y As.			20.0										20.0	800
	Valbifrut S.A			20.0										20.0	800
Sarl Appleway	Asi Chile S.A.			20.0										20.0	800
	Valvalle Ltda., Exportadora			10.0										10.0	400
Ram Dis Ticaret A.S.	Río Blanco Ltda, Exp.								69.4					69.4	4,250
	Vital Berry Marketing S.A.										0.3			0.3	225
	Aconex, Aconcagua Exp.				44.8									44.8	4,480
	Comexport Ltda.							0.7					0.9	1.6	200
Prim Land S.A.	Greenic Comercial S.A.		19.5											19.5	2,376
	Unifrutti Traders Ltda.											3.1		3.1	624
Kronos International S.A.	Sofruileg Chile S.A.				67.2									67.2	6,720
Vignola Import S.R.L	David del Curto S.A.	42.3					24.8							67.1	4,008
Tropical Millenium S.L.	Subsole S.A., Exportadora				65.3									65.3	7,200
Agrotejeda S.L.	Fruchac Export S.A.					64.9								64.9	13,344
	Chilefarms S.A.					42.5								42.5	4,920
Cottbus Corporation	Safex Ltda., Exportadora					21.1								21.1	1,880
	San Fco. Lo Garces, Soc.				23.8				39.0					62.8	4,980
Annkie-ling Ltd.	Rucaray S.A., Exp. y Serv.	39.1												39.1	2,072
	Río Blanco Ltda, Exp.				21.4									21.4	2,112
Alibar Productos Aliment.	Asi Chile S.A.			60.0										60.0	6,000
Credit Centro Distrib.	South Fruits Chile S.A.		4.3				55.5							59.8	6,973
	Asi Chile S.A.			20.0										20.0	1,820
	Pacific Nut Company Chile			20.0										20.0	1,700
	Sun West S.A.			9.5										9.5	950
Frutorra Pimienta Ltda.	Valbifrut S.A			10.0										10.0	1,000
	Frío Tocornal Ltda.		59.0											59.0	7,200
Joaquin Llusar y Cia. S.A.	San Fco. Lo Garces, Soc.								58.5					58.5	3,900
Catz International B.V.	Las 3 R, Agrocom			10.0										10.0	1,000
	Pacific Nut Company Chile									48.0				48.0	4,800
Frutogal Ind.Com.Prod.Alim.	Anakena Ltda, Exp.			57.9										57.9	5,410
Durdik Petr Ovoce-Zelenina	Río Blanco Ltda, Exp.		35.4		22.4									57.8	6,560
Ferrer Segarra Sa.	Hojas Export Ltda.			39.0										39.0	1,560
	Anakena Ltda, Exp.			18.3										18.3	1,832
Fruit Country Ltd.	Frutexport S.A.		56.7											56.7	6,912
Organicsur S.A.S.	Santa Isabel De Cato Ltda.	56.3												56.3	4,074
Prime Orchards Ltd.	Los Lirios S.A., Exp.	54.0												54.0	4,946
Maxima LT, UAB	Exser Ltda.		16.0											16.0	1,954
	San Clemente S.A., Exp.		37.4											37.4	4,560
Mery Fruct S.r.l.	Greenic Comercial S.A.		53.1											53.1	6,480
Zieler & Co.Nussmuhle Gmbh.	Sociedad Englander Nuss			22.5										22.5	2,250
	Anakena Ltda, Exp.			9.2										9.2	916
	Exportadora Dryfrut. Ltda			7.0										7.0	700
	Valvalle Ltda., Exportadora			14.0										14.0	740
Monoprix	M y M Exportaciones Ltda.	52.3												52.3	7,475
Made Potato Co. Ltd.	Aconex, Aconcagua Exp.							28.5				3.5	19.5	51.5	5,800

## European Importers By Exporter

Companies under 530 tons

Season 2008/2009 (Tons)

CONSIGNEE	EXPORTER	APPLE	GRAPE	WALNUT	KIWIS	AVOCADO	PEAR	PLUM	ORANGE	ALMOND	BLUEB	CHERRY	OTHERS	TONS	CASES
000 Agrofood Service	Exportadora Panagro S.A.											1.9		1.9	384
	Hortifrut Chile S.A.										0.06		0.4	0.5	294
	Nahuel Export										2.4			2.4	1,575
	Río Blanco Ltda, Exp.											1.3		1.3	256
	Unifrutti Traders Ltda.											10.8		10.8	3,920
	AMS Family S.A., Com.										0.4	6.1		6.5	1,456
	Chilfresh Ltda., Servicios											6.8		6.8	1,364
	Comexport Ltda.											1.3		1.3	256
	Frugal S.A., Exportadora											3.1		3.1	614
	Rebeca Produce E.I.R.L.											0.6		0.6	128
San Fco. Lo Garces, Soc.											15.8		15.8	3,352	
Terragroup Fruta SL	Convalis S.A, Exportadora		49.5									1.3		50.8	7,704
Ooo Divent	Cía. Frut. del Norte (CFN)		0.8											0.8	96
	Copefrut S.A.				44.8									44.8	4,480
Modern Food Gmbh & Co.	Valdivinos y Araya Ltda.		4.7											4.7	576
	Huertos del Valle Ltda.			20.0										20.0	2,000
	Valbifrut S.A			20.0										20.0	2,000
Castanas Campelo Exportaciones	Exportadora Dryfrut. Ltda			10.0										10.0	1,000
	Hojas Export Ltda.			40.0										40.0	1,600
Prosa S.A.	Jorge Gallardo Exports			10.0										10.0	400
	San Fco. Lo Garces, Soc.				48.0									48.0	4,800
European Fruit Forwarders	Prize Ltda., Exportadora				48.0									48.0	4,800
Agrocanillas, S.L.	Norbar Chile S.A					47.9								47.9	4,786
Fruiver	Cía. Frut. del Norte (CFN)		45.9											45.9	10,200
Ripe Now	Agrícola Gloria Chile				44.8									44.8	4,480
Polad & Co	Dole Chile S.A.				44.8									44.8	4,480
000 Rusimport	Frugal S.A., Exportadora				24.0									24.0	2,400
	Frutexsa, Frutas de Export.			20.0										20.0	2,000
Euro fruits Pvt Ltda.	Dole Chile S.A.	21.4			22.4									43.8	3,416
Ambrosio SRL	Catania Chile S.A.				22.4									22.4	2,240
	Rengo S.A, Exportadora	21.2												21.2	1,176
Frutas Sobrinho, S.A.	Copefrut S.A.	21.2			22.4									43.6	3,416
August Topfer Gmbh & Co.	Garcia Gonzalez Angel P.									43.3				43.3	4,329
North Bay Produce	Blue Valley										8.2			8.2	3,274
	AMS Family S.A., Com.										23.6			23.6	9,925
	Frut. Terranova S.A.										11.1			11.1	4,875
Bafetis Chistos & Co.Ltd.	Southern Fruit, Exp.	42.8												42.8	2,352
Titania	Dole Chile S.A.	42.8												42.8	2,352
Almacenes Exito S.A.	Frutasol Chile S.A., Exp.	42.8												42.8	2,352
P. Mandrakos & Co.	San Clemente S.A., Exp.	42.8												42.8	2,352
International Fruit	Dole Chile S.A.	42.7												42.7	2,345
Pierre Desmettre & Fils	Prima Agrotading S.A.					42.2								42.2	10,560
Katopé International	Santa Luisa Ltda., Exp.					42.2								42.2	10,560
Kelings Soft Fruit	Sun Belle Berries S.A.										20.2			20.2	11,200
	Río Blanco Ltda, Exp.				21.9									21.9	2,152
Farm Gold Handels Gmbh	Superfruit Ltda.			9.9										9.9	987
	Pacific Nut Company Chile									32.0				32.0	3,200
000 Business Garant	Lafrut Export. Agropec.		41.8											41.8	5,100
Moran Freres Associes	San Fco. Lo Garces, Soc.								41.4					41.4	2,600



## European Importers By Exporter

Companies under 530 tons

Season 2008/2009 (Tons)

CONSIGNEE	EXPORTER	APPLE	GRAPE	WALNUT	KIWIS	AVOCADO	PEAR	PLUM	ORANGE	ALMOND	BLUEB	CHERRY	OTHERS	TONS	CASES
Astra M Ltda.	Comercial Fruticola S.A.										0.7		2.8	3.5	1,684
	Río Blanco Ltda, Exp.											1.3		1.3	256
	Scramble Ltda., As. e Inv.											1.3	1.2	2.5	406
	Comexport Ltda.											12.3		12.3	2,997
	Gesex, Gest. Exp. Frut.											1.3		1.3	500
	Hortifrut Chile S.A.												0.3	0.3	192
	King Fresh Produce Chile											8.1		8.1	1,614
	Mauricio Vilches											1.6		1.6	624
Rebeca Produce E.I.R.L.											1.1		1.1	224	
Unifrutti Traders Ltda.											9.4		9.4	2,720	
Simba S.P.A.	Del Monte Fresh Produce						41.1							41.1	5,640
Pino Fruits s.a.s.	Ecoastral Ltda.							41.1						41.1	5,008
Diamant Nahrungsmittel Gmbh	Anakena Ltda, Exp.			11.0										11.0	916
	Valbifrut S.A			30.0										30.0	3,000
Fruit Distribuline Co.	Trinidad Exports S.A.	40.5												40.5	2,226
Megafruit Trede Corp.	Subsole S.A., Exportadora		40.1											40.1	4,896
Orion International	Trinidad Exports S.A.	40.0												40.0	2,198
Agroserc, S.A.	Frutexsa, Frutas de Export.			30.0										30.0	3,000
	Sun Belle Berries S.A.			10.0										10.0	1,000
Stoltzenberg Nuss Gmbh.	Pacific Nut Company Chile			40.0										40.0	1,600
Ooo Kaskad	Frutexsa, Frutas de Export.			40.0										40.0	4,000
	Asi Chile S.A.			20.0										20.0	2,000
	Valbifrut S.A			10.0										10.0	1,000
Colmeia Do Minho Lda.	Exportadora Dryfrut. Ltda			10.0										10.0	1,000
	Griffith, David	16.1	3.1		0.5	0.2	3.5	0.8	5.8		0.08	0.3	9.5	39.8	2,942
Barberb Cervera	Santa Marta, Exp.			10.0										10.0	1,000
	Sun West S.A.			29.0										29.0	2,300
Dutch Nut Group	Sociedad Englander Nuss			39.0										39.0	3,900
Katope Malet Azoulay	David del Curto S.A.												37.1	37.1	4,236
Promise Co.Ltd.	Comexport Ltda.		16.7											16.7	2,040
	Cia. Frut. del Norte (CFN)		19.7											19.7	2,400
Denimpex B.V.	Exser Ltda.		35.9											35.9	4,380
Horst Walberg	Anakena Ltda, Exp.			23.0										23.0	1,770
Trockenfrucht Im	Exportadora Dryfrut. Ltda			10.0										10.0	1,000
Unifruit House Ltda.	Jaime Soler S.A., Agroind.	32.5												32.5	2,600
Sabrosa Italia S.N.C.	Valle Limarí S.A, Exp.		17.6											17.6	3,920
	Patagonia Export S.A.											1.1		1.1	453
	Prohens S, Rafael y Cia.		12.1											12.1	2,696
	Surfrut Fresh S.A.											1.2		1.2	463
Frutalcarmo Comerc.E Industria	Anakena Ltda, Exp.			22.0										22.0	1,832
	Huertos del Valle Ltda.			10.0										10.0	1,000
Charles Fuglister AG	San Clemente S.A., Exp.	31.2												31.2	2,600
Levante Import. Export S.L.	Anakena Ltda, Exp.			10.0										10.0	1,000
	Sun Belle Berries S.A.			10.0										10.0	1,000
	Werner Haeussler F.			10.0										10.0	1,000
Voicevale Ltd	Sociedad Englander Nuss			30.0										30.0	3,000
	Werner Haeussler F.			10.0										10.0	1,000
Rubino Italo Eredi	Topfrut Nuts Ltda.			20.0										20.0	2,000
	Verfrut S.A., Soc. Exp.		29.7											29.7	3,620
Humdinger Ltd.	Natural Nut S.A.			10.0										10.0	1,000
	Sun West S.A.			19.0										19.0	1,900
Sun Snack Ag	Frutexsa, Frutas de Export.			4.4										4.4	440
	Sociedad Englander Nuss			24.0										24.0	2,400
Manzanares	Pacific Nut Company Chile			3.0						11.0				14.0	1,400
	Sun Belle Berries S.A.									10.0				10.0	1,000
Boumedian Halifa	Graneros Ltda, Com.									24.0				24.0	2,400
Domingo Catala S.A.	C y D Internacional S.A.						24.0							24.0	1,576

## European Importers By Exporter

Companies under 530 tons

Season 2008/2009 (Tons)

CONSIGNEE	EXPORTER	APPLE	GRAPE	WALNUT	KIWIS	AVOCADO	PEAR	PLUM	ORANGE	ALMOND	BLUEB	CHERRY	OTHERS	TONS	CASES
Julian Gil Navarro	La Fortuna S.A.												23.0	23.0	1,120
Apofruit Italia	Comercial Fruticola S.A.				22.4									22.4	2,240
Apollo Fruit BV	Comercial Fruticola S.A.				22.4									22.4	2,240
Tropical Farm Hellas Ltd.	A & B Ltda, Com. e Imp.				22.4									22.4	2,240
Sepo SRL	South Fruits Chile S.A.				22.4									22.4	2,240
A.T.O.M.	Polar Fruit International				22.4									22.4	2,240
Eurocompany S.R.L.	Pacific Nut Company Chile									22.0				22.0	880
Fresh World International	Santa Cruz S.A., Exp.												21.6	21.6	1,440
Hexa Go! S.A.	Subsole S.A., Exportadora								21.6					21.6	1,440
Nord Import Company Ltd.	Santa Cruz S.A., Exp.												21.6	21.6	1,440
JP Fruit Distributors Ltd.	Los Lirios S.A., Exp.	21.4												21.4	1,176
Vitacress Sales Ltd.	Exportadora Solovan Ltda.	21.3												21.3	1,176
Oregon Foods	Propal S.A., Exportadora					21.1								21.1	5,280
Coolcontrol Maasland	Propal S.A., Exportadora					21.1								21.1	5,280
Frutas Mira	Unifrutti Traders Ltda.												20.8	20.8	2,320
L.P.L.Leguminosas De Portugal	Anakena Ltda, Exp. Valbifrut S.A			10.7 10.0										10.7 10.0	951 1,000
Prodisco S.A.S	Bendel S.A., Imp. y Exp.					20.1								20.1	5,016
Markelbach & Corne	Exportadora Dryfrut. Ltda Huertos del Valle Ltda.			10.0 10.0										10.0 10.0	1,000 1,000
Svincenzo Caputo S.r.l.	Anakena Ltda, Exp.			20.0										20.0	800
Eurochocolate Ltda.	Hojas Export Ltda.			19.9										19.9	1,986
Intermediadora de Frutas	Frío Tocornal Ltda.		19.7											19.7	2,400
Wes Pak Sales, Inc.	Propal S.A., Exportadora					19.7								19.7	2,760
Mission Produce Inc.	Propal S.A., Exportadora					19.5								19.5	2,928
King Nuts & Raaphorst B.V.	Anakena Ltda, Exp. Jorge Gallardo Exports			9.2 10.0										9.2 10.0	916 1,000
Fernandez Cruz y Silva	Anakena Ltda, Exp. Valbifrut S.A			9.2 10.0										9.2 10.0	878 1,000
Frutas De Exportacion S.A.	Frutexport S.A. Patagonia Export S.A.		17.7									1.1		17.7 1.1	2,160 220
Sofriber	Dole Chile S.A.		16.8					0.8					1.0	18.6	2,286
Rl Ramazzotti Lda.	Anakena Ltda, Exp.			18.5										18.5	1,832
Neuform International	Anakena Ltda, Exp.			18.3										18.3	1,832
Catafruit S.A.	David del Curto S.A.		17.7											17.7	2,160
Ica Handlarnas AB	Copefruit S.A.				17.6									17.6	2,200
Herbert Widmann GmbH	Rebeca Produce E.I.R.L. Vital Berry Marketing S.A.											1.1 8.4	8.0	1.1 16.4	224 8,310
Casino	M y M Exportaciones Ltda.	17.5												17.5	2,500
Unifruit Trading Co., Ltd.	Frusan, Sn. Fdo Frutera	17.5												17.5	1,400
New World Trading France	Copefruit S.A.				17.4									17.4	2,070
EFBS - Seafrigo	Subsole S.A., Exportadora		16.2											16.2	3,600
Bud Holland BV	Comercial Fruticola S.A.												16.2	16.2	5,002
Makar PPH	Sur Trade									16.0				16.0	1,600
Tropic Internacional	Alto Diaguita, Com. y Exp.		15.7											15.7	1,920
Keeling Multiples Ltd.	San Clemente S.A., Exp.	15.6												15.6	1,300
Heinrich Bruning GmbH	Huertos del Valle Ltda.									15.0				15.0	1,500
FTK Holland B.V.	Santa Marta, Exp. Vital Berry Marketing S.A.		13.5										1.0	13.5 1.0	3,000 690
Jacob Distler GmbH	Jorge Gallardo Exports			14.5										14.5	1,000
SAfco of America L.L.C.	Río Blanco Ltda, Exp.											14.2		14.2	2,848
Global Trading	Hacienda Chorombo S.A.		13.5											13.5	2,750
Kingo Fruits Co.	Miemis Ltda, Comercial		13.5											13.5	1,500
Agnellini Valentino	Frutas Secas Ltda.			5.0						7.0				12.0	1,200
Fruit Co Ltd.	Anakena Ltda, Exp.			10.2										10.2	916
Sorrentino Giovanni S.n.c.	Mondial Exports S.A			10.0										10.0	1,000
Abramo Bruzzone Srl	Valvalle Ltda., Exportadora			10.0										10.0	400

## European Importers By Exporter

Companies under 530 tons

Season 2008/2009 (Tons)

CONSIGNEE	EXPORTER	APPLE	GRAPE	WALNUT	KIWIS	AVOCADO	PEAR	PLUM	ORANGE	ALMOND	BLUEB	CHERRY	OTHERS	TONS	CASES
Farmers Snack GmbH	Pacific Nut Company Chile			10.0										10.0	1,000
EI Duo Harinero S.A.	Natural Nut S.A.			10.0										10.0	1,000
Aperitivos Y Extrusionados	Valbifrut S.A.			10.0										10.0	400
Stolp International B.V.	Valbifrut S.A.			10.0										10.0	1,000
Alga 73 Ltd.	Vital Berry Marketing S.A.										2.3	6.3	1.3	9.9	2,947
Ernesto Montanaro SPA	Frutos Del Pais, Emp.			9.5										9.5	951
Rhumveld Winter & Konijn	Sun West S.A.			9.5										9.5	950
Cerno S.A.	Sun West S.A.			9.5										9.5	950
Crumi Fisher S.L.	Milton Borquez											1.3	8.1	9.3	2,498
Friedrich Glatz Lebensmittel	Valvalle Ltda., Exportadora			9.2										9.2	923
Heinrich Pasemann GmbH	Pacific Nut Company Chile			9.2										9.2	523
Good Nuts Holland B.V.	Anakena Ltda, Exp.			9.2										9.2	916
Jermi Kasewerk GmbH.	Anakena Ltda, Exp.			9.2										9.2	916
Ama Trade S.R.L.	Frucentro S.A.							1.3				2.0	5.2	8.5	2,248
	Surfrut Fresh S.A.											0.6		0.6	128
Tutti Frutti	Graneros Ltda, Com.									9.0				9.0	900
Jamaica Lda	Anakena Ltda, Exp.			9.0										9.0	360
Chiappe S.R.L.	Pacific Nut Company Chile			8.4										8.4	842
Sant Orsola Sca	Sun Belle Berries S.A.												8.1	8.1	5,400
Royal Fruit	Golden Fruits Ltda. Exp.		7.9											7.9	960
	Ecoaustral Ltda.											3.8		3.8	751
Solibérica	Lontue (Lonfrut), Dist. Frut.											1.2		1.2	240
	Chilexpo Frut Ltda., Soc.											2.0		2.0	400
Karmi Unifruit Ltd.	TyT Export S.A.											6.4		6.4	1,280
Rainier Fruit Company	Río Blanco Ltda, Exp.		6.0											6.0	1,200
Felli Salvi S.R.L	Copefrut S.A.							6.0						6.0	1,200
Chiquita Frupac	Valles del Norte Ltda.		5.9											5.9	1,180
Laparra S.A.	San Clemente S.A., Exp.											4.8		4.8	1,314
Major Fruit S.A.	Agricola Los Mayos Ltda.							0.4				2.6	1.6	4.5	1,432
Alma. S.R.L.	San Fco. Lo Garces, Soc.											4.2		4.2	1,680
Alfred Kammerer	Surfrut Fresh S.A.											4.1		4.1	876
Meneu Distribucion S.A.	David del Curto S.A.											3.8		3.8	1,536
Rainbow Growers Group	Greenpoint S.A, Exp.											2.5		2.5	491
	Araucaria Export. S.A.											1.0		1.0	416
Olga Krasnove Almatinska	Rebeca Produce E.I.R.L.							0.1				2.2	0.4	2.8	520
OBL	Nahuel Export										0.2		0.5	0.7	450
Ajos Garvaz SL	Las Tortolas											3.1		3.1	625
S.A.Midiprim	Rancagua, Cía. Exp. Ltda.											3.0		3.0	1,200
Lbp Logistic Busines Part.	San Fco. Lo Garces, Soc.											2.7		2.7	888
Agrupación de Cooperativas	David del Curto S.A.											2.6		2.6	512
Mufri S.L.	Valle del Maipo Chilean F.											2.6		2.6	512
Cafico	Rancagua, Cía. Exp. Ltda.											2.4		2.4	480
Gastardelli Srl Italia	Frugas S.A.											2.3		2.3	920
Giovanelli Fruchimport AG	Vital Berry Marketing S.A.											2.2		2.2	449
Valle Del Jerte, Agrup.	David del Curto S.A.											1.9		1.9	384
Societa Perre Desmettre	David del Curto S.A.											1.3		1.3	512
Fruidor Outre Mer	Trinidad Exports S.A.											1.3		1.3	256
Euroespin Tirremica Spa.	Polar Fruit International											1.3		1.3	350
Midifruit Ltd.	Rancagua, Cía. Exp. Ltda.											1.2		1.2	480
Agrunord S.A.	Robson Berries												0.6	0.6	288
	Robson, Juan Fco.												0.6	0.6	288
Van Ooijen Citrus B.V.	Fruit Grower Chile, Exp.											1.1		1.1	216
Bravin Serge Imp. Ginebra	Comercial Fruticola S.A.												1.0	1.0	320
Jac Vanderberg Inc.	Frucentro S.A.							0.2						0.2	77
	Exser Ltda.		0.7											0.7	152
Fruits Company	Exportadora Panagro S.A.											0.6		0.6	256
Hingmar Heuer GmbH	Surfrut Fresh S.A.											0.6		0.6	128

## European Importers By Exporter

Companies under 530 tons

Season 2008/2009 (Tons)

CONSIGNEE	EXPORTER	APPLE	GRAPE	WALNUT	KIWIS	AVOCADO	PEAR	PLUM	ORANGE	ALMOND	BLUEB	CHERRY	OTHERS	TONS	CASES
Frutas Franch S.A.	Frugas S.A.											0.6		0.6	230
Coop Santorsola	Vital Berry Marketing S.A.											0.6		0.6	224
Midi Caraibes	Hortifrut Chile S.A.												0.5	0.5	123
Laysun Trading Co.Ltd.	Unifrutti Traders Ltda.											0.3		0.3	120
Perishable Movements Ltd.	Catania Chile S.A.												0.006	0.006	5



**SF**  
**SPECIAL<sup>®</sup>**  
**FRUIT**

*GREAT FRUIT...  
AND SO MUCH MORE!*



SPECIAL FRUIT N.V. • Wenenstraat 6, B-2321 Meer • Belgium  
T +32 3 315 07 73 • F +32 3 315 08 43 • [www.specialfruit.be](http://www.specialfruit.be)



[www.aconex.cl](http://www.aconex.cl)

[www.fruitonline.com](http://www.fruitonline.com)

## Decofrut the Leader in Quality Control and information for the Produce Business

Chile - Holland - USA - UK - Mexico - Spain - Italy - Russia - France - Asia

- Decofrut, founded in 1987, now has offices in more than 12 produce production and reception centers around the world.
- Over than 140 million boxes of fruit and vegetables inspected each year.
- Experience and vision consolidated in a group of 250 professionals placed at strategic packing centers and produce markets across the world.
- Decofrut's services feature state of the art technology in the inspections process and for communicating information to the client.



# The World Series

Subscribe to Eurofruit, Asiafruit and Americafruit Magazine and save 20% or save 15% by subscribing to any two at the same time.

Email [subscriptions@fruitnet.com](mailto:subscriptions@fruitnet.com) for more information or call the subscriptions department on +44 20 7501 3717



## Key fresh produce conference events in 2009


September



**ASIAFRUIT CONGRESS**  
Hong Kong, China  
2-4 September 2009  
[www.asiafruitcongress.com](http://www.asiafruitcongress.com)

The Asiafruit Congress, powered by Asiafruit Magazine, takes place alongside ASIA FRUIT LOGISTICA, the annual international trade exhibition for fresh fruit and vegetable marketing in Asia. The Asiafruit Congress, now in its 12th year, is the key conference event for the fresh produce business in Asia. Next year's event returns to Hong Kong, a key market for China and Asia.

October



**EUROFRUIT CONGRESS  
SOUTHERN HEMISPHERE**  
Cape Town, South Africa  
14-16 October 2009  
[www.shcongress.com](http://www.shcongress.com)

The Eurofruit Congress Southern Hemisphere, powered by Eurofruit Magazine, returns to Cape Town in 2009. The seventh Eurofruit Congress Southern Hemisphere is the annual meeting point for fresh produce suppliers from South Africa, Chile, Brazil, Argentina, Australia and New Zealand with importers, distributors and retailers coming from Europe, North America, Asia and the Middle East.

November



**EUROFRUIT CONGRESS  
MIDDLE EAST**  
Dubai, UAE  
9-11 November 2009  
[www.mideastcongress.com](http://www.mideastcongress.com)

The Eurofruit Congress Middle East, organised by Eurofruit Magazine, is the only annual conference for the fresh produce business in the Middle East. Dubai, the venue for 2009, is the key hub for fresh produce importers, distributors and buyers for the fast-growing markets of the Middle East. Scheduled for 9-11 November 2009, the congress takes place at the Shangri-La Hotel, Dubai.



**Oficinas:** Cali + 57 (2) 418 4010 Bogotá: + 57 (1) 740 60 09  
Medellín: + 57 (4) 285 6228 Bucaramanga + 57 (7) 676 0528  
Buenaventura + 57 (2) 241 7472 Jeicy Fruit + 57 (2) 690 0169

**Contáctenos:** [informacion@imporfenix.com](mailto:informacion@imporfenix.com)

**[www.imporfenix.com](http://www.imporfenix.com)**



LATIN AMERICAN IMPORTERS

YEARBOOK CHILE 2009

# EXPORDATA



ExporData

THE OFFICIAL FIGURES

Why is Chile leader in the exports of fresh fruit from the Southern Hemisphere?

*Where can I source Chilean fruit?*



Who produces apples in Chile?

**www.chileanfreshfruit.com**

How long is the Chilean fruit season?

What is the main fruit exported from Chile?

How can I contact exporters and growers from Chile?



*What species of fresh fruit does Chile produce?*



**Find out these answers at [www.chileanfreshfruit.com](http://www.chileanfreshfruit.com)**



### Main Species Detail

Season 2008/2009 (Tons)

EXPORTER	APPLE	GRAPE	PEAR	KIWIS	ALMOND	PEACH	WALNUT	PLUM	TOTAL TONS			TOTAL TH.CASES			
									2008-09	2007-08	2006-07	2008-09	2007-08	2006-07	
Alcalde S.A.	1,364.9	56.5	253.4						1,674.9			95.5			
González y Montealegre Ltda	808.5		25.5					3.9	837.9	280.4	659.9	42.4	14.0	33.0	
Permanz Frut Ltda., Exportadora	765.4		46.1	4.5					815.9	384.3	168.3	43.2	20.8	7.9	
Polar Fruit International S.A.	471.3	138.3	23.0	9.0		46.5		19.1	725.2	398.7	613.8	53.3	34.5	49.9	
Isabel Valenzuela R.	619.4		64.5						683.9	72.4	420.8	34.6	4.0	22.4	
Mauricio Troncoso V.	603.3		10.2						613.5			30.7			
Benipaula S.A.	323.5		233.0						556.5	24.0	38.7	29.5	1.2	2.1	
Santa Cruz S.A., Exportadora		48.1		266.8					503.0	198.5	82.2	45.4	17.0	5.6	
Others	6,105.1	1,945.9	653.4	224.3	384.8	233.7	267.4	205.8	10,299	7,768.0	6,169.4	737.1	565.4	394.6	
<b>TOTAL TONS</b>	<b>2008-09</b>	<b>11,061</b>	<b>2,188.8</b>	<b>1,309.2</b>	<b>504.5</b>	<b>384.8</b>	<b>280.2</b>	<b>267.4</b>	<b>228.8</b>	<b>16,710</b>					
<b>TOTAL TONS</b>	<b>2007-08</b>	<b>4,673.9</b>	<b>2,258.3</b>	<b>571.4</b>	<b>134.0</b>	<b>367.4</b>	<b>213.1</b>	<b>341.8</b>	<b>164.0</b>		<b>9,126.2</b>				
<b>TOTAL TONS</b>	<b>2006-07</b>	<b>5,033.6</b>	<b>1,064.8</b>	<b>725.9</b>	<b>177.3</b>	<b>233.3</b>	<b>78.8</b>	<b>307.6</b>	<b>202.3</b>			<b>8,153.1</b>			
<b>TOTAL TH.CASES</b>	<b>2008-09</b>	<b>568.5</b>	<b>249.8</b>	<b>76.9</b>	<b>50.9</b>	<b>38.8</b>	<b>30.7</b>	<b>21.9</b>	<b>24.1</b>			<b>1,111.7</b>			
<b>TOTAL TH.CASES</b>	<b>2007-08</b>	<b>241.1</b>	<b>228.0</b>	<b>32.3</b>	<b>13.4</b>	<b>36.4</b>	<b>20.7</b>	<b>26.8</b>	<b>17.7</b>				<b>656.9</b>		
<b>TOTAL TH.CASES</b>	<b>2006-07</b>	<b>254.8</b>	<b>100.7</b>	<b>40.5</b>	<b>17.6</b>	<b>22.8</b>	<b>8.1</b>	<b>18.3</b>	<b>19.4</b>					<b>515.4</b>	

### Main Varieties Detail

Season 2008/2009 (Tons)

EXPORTER	APPLE	APPLE	APPLE	GRAPE	APPLE	PEAR	APPLE	KIWIS	APPLE	GRAPE	ALMOND	WALNUT	GRAPE	GRAPE	
	RY. GALA	RED CHIEF	RICH. D.	R. GLOBE	GRANNIES	PACKHAMS	NOT DEF	HAYWARD	SCARLETT	THOMPSON	NOT DEF	NOT DEF	NOT DEF	CRIMSON	
Alcalde S.A.		610.0	377.9	56.5	270.6	205.1									
González y Montealegre Ltda	240.4	429.3			106.5	25.5			32.3						
Permanz Frut Ltda., Exportadora	294.2		219.0		252.2	46.1									
Polar Fruit International S.A.	299.0		90.6	133.0	61.5	23.0		4.5							5.3
Isabel Valenzuela R.	396.9	117.6			71.5	57.5			25.5						
Mauricio Troncoso V.	354.5	173.0			38.2	10.2			26.4						
Benipaula S.A.			303.8			233.0	19.8								
Others	4,368.3	1,725.1	1,338.3	1,413.7	1,130.5	921.7	549.4	408.5	383.8	339.2	299.6	247.4	145.8	110.6	

### Fruticola Com. Panam. S.A (Frutcom)

[www.frutcom.com](http://www.frutcom.com)

Phone: 57 (1) 4021843

Cr. 86 24 A 19 Sur Sector Cajones Interior 23

Fax: 57 (1) 4021844

Santa Fe De Bogotá. Bogotá

e-mail: nlondono@frutcom.com

Colombia



### Main Species Detail

Season 2008/2009 (Tons)

EXPORTER	APPLE	PEAR	GRAPE	NECTARIN	KIWIS	PLUM	PEACH	PLUMCOT	TOTAL TONS			TOTAL TH.CASES		
									2008-09	2007-08	2006-07	2008-09	2007-08	2006-07
Exportadora Frutam Ltda.	11,170	2,366.4	1,027.8	626.5	419.7	382.0	354.3	48.5	16,517	15,606	13,792	1,016.6	987.6	835.5
Alborada S.A.	78.3								78.3			4.1		
San Clemente S.A., Exp.	20.6								20.6			1.0		
<b>TOTAL TONS</b>	<b>2008-09</b>	<b>11,269</b>	<b>2,366.4</b>	<b>1,027.8</b>	<b>626.5</b>	<b>419.7</b>	<b>382.0</b>	<b>354.3</b>	<b>16,616</b>					
<b>TOTAL TONS</b>	<b>2007-08</b>	<b>9,897.3</b>	<b>2,422.0</b>	<b>932.4</b>	<b>822.2</b>	<b>403.3</b>	<b>386.6</b>	<b>565.2</b>		<b>15,626</b>				
<b>TOTAL TONS</b>	<b>2006-07</b>	<b>9,137.7</b>	<b>2,152.7</b>	<b>895.8</b>	<b>533.3</b>	<b>316.2</b>	<b>366.0</b>	<b>323.9</b>			<b>13,814</b>			
<b>TOTAL TH.CASES</b>	<b>2008-09</b>	<b>582.8</b>	<b>131.1</b>	<b>112.6</b>	<b>70.4</b>	<b>38.7</b>	<b>40.9</b>	<b>27.7</b>				<b>1,021.7</b>		
<b>TOTAL TH.CASES</b>	<b>2007-08</b>	<b>511.0</b>	<b>134.3</b>	<b>103.3</b>	<b>88.3</b>	<b>41.5</b>	<b>41.7</b>	<b>46.8</b>					<b>988.6</b>	
<b>TOTAL TH.CASES</b>	<b>2006-07</b>	<b>474.9</b>	<b>119.9</b>	<b>86.6</b>	<b>50.8</b>	<b>31.4</b>	<b>37.3</b>	<b>28.2</b>						<b>837.9</b>

### Main Varieties Detail

Season 2008/2009 (Tons)

EXPORTER	APPLE	APPLE	APPLE	PEAR	GRAPE	PEAR	KIWIS	APPLE	APPLE	PLUM	APPLE	NECTARIN	PLUM	APPLE
	RY. GALA	RICH. D.	GRANNIES	PACKHAMS	R. GLOBE	BARTL. V.	HAYWARD	NOT DEF	RED CHIEF	ANGELENO	R. STARK	RE. DIAM.	B. AMBAR	IMP. GALA
Exportadora Frutam Ltda.	4,850.1	3,010.4	2,469.2	1,748.9	1,005.4	586.4	417.5	235.2	198.6	172.4	167.8	104.9	104.0	83.6
Alborada S.A.	19.6	39.2	19.6											
San Clemente S.A., Exp.	20.6													







[www.fruticoladecolombia.com](http://www.fruticoladecolombia.com)

Calle 13#32 -230 Bodega 5  
Urbanización Acopi - Yumbo  
Colombia

Fruticola de Colombia S.A

Phone: 57 (2) 6668050  
Fax: 57 (2) 6832526  
e-mail: [gerente@fruticoladecolombia.com](mailto:gerente@fruticoladecolombia.com)  
Contact: Jackson Melo

### Main Species Detail

Season 2008/2009 (Tons)

EXPORTER	APPLE	PEAR	GRAPE	KIWIS	NECTARIN	PLUM	PEACH	CHERRY	TOTAL TONS			TOTAL TH.CASES		
									2008-09	2007-08	2006-07	2008-09	2007-08	2006-07
Dole Chile S.A.	5,771.2	1,351.2	242.1	100.8	77.8	45.1	10.5	8.8	7,607.4	8,959.1	7,870.5	421.2	492.9	437.4
San Clemente S.A., Exp.	530.1								530.1			26.8		
Verfrut S.A., Sociedad Exportadora	188.4								188.4			9.3		
San Clemente Ltda, Agrícola	102.1								102.1	588.9	374.1	5.1	30.3	19.3
Prize Ltda., Exportadora	39.9								39.9			2.1		
San Fernando S.A., Frutera (Frusan)	23.7								23.7			1.2		
<b>TOTAL TONS</b>	<b>2008-09</b>	<b>6,655.5</b>	<b>1,351.2</b>	<b>242.1</b>	<b>100.8</b>	<b>77.8</b>	<b>45.1</b>	<b>10.5</b>	<b>8.8</b>	<b>8,491.7</b>				
<b>TOTAL TONS</b>	<b>2007-08</b>	<b>7,427.8</b>	<b>1,589.9</b>	<b>214.9</b>	<b>84.8</b>	<b>128.5</b>	<b>97.7</b>	<b>4.4</b>			<b>9,548.0</b>			
<b>TOTAL TONS</b>	<b>2006-07</b>	<b>6,420.6</b>	<b>1,257.4</b>	<b>226.6</b>	<b>195.8</b>	<b>99.4</b>	<b>109.1</b>	<b>4.0</b>	<b>3.5</b>			<b>8,316.4</b>		
<b>TOTAL TH.CASES</b>	<b>2008-09</b>	<b>335.3</b>	<b>74.2</b>	<b>29.5</b>	<b>10.1</b>	<b>8.6</b>	<b>5.0</b>	<b>1.2</b>	<b>1.8</b>				<b>465.7</b>	
<b>TOTAL TH.CASES</b>	<b>2007-08</b>	<b>375.2</b>	<b>87.4</b>	<b>26.2</b>	<b>8.5</b>	<b>14.3</b>	<b>10.9</b>	<b>0.9</b>					<b>523.2</b>	
<b>TOTAL TH.CASES</b>	<b>2006-07</b>	<b>328.2</b>	<b>69.1</b>	<b>19.2</b>	<b>19.6</b>	<b>11.0</b>	<b>12.1</b>	<b>0.4</b>	<b>0.7</b>					<b>460.4</b>

### Main Varieties Detail

Season 2008/2009 (Tons)

EXPORTER	APPLE		PEAR	GRAPE	KIWIS	APPLE	GRAPE	PEAR	APPLE	KIWIS	APPLE	NECTARIN	PLUM	NECTARIN	PLUM
	RY. GALA	RICH. D.													
Dole Chile S.A.	2,471.3	1,595.1	1,304.6	1,141.5	338.5	242.1	209.7	20.6	100.8	41.2	27.4	25.6	25.2	19.4	
San Clemente S.A., Exp.	512.5		17.6												
Verfrut S.A., Sociedad Exportadora	106.3		82.1												
San Clemente Ltda, Agrícola		19.8							82.3						
Prize Ltda., Exportadora	39.9														
San Fernando S.A., Frutera (Frusan)	23.7														



[www.grupo-rueda.com](http://www.grupo-rueda.com)

Corabastos 39 Local 13 Piso 2  
Bogotá  
Colombia

Frutera Del Litoral Colombia

Phone: 57 (7) 406078  
Fax: 57 (7) 406079  
e-mail: [gsfruteracl@grupo-rueda.com](mailto:gsfruteracl@grupo-rueda.com)  
Contact: Juan Guillermo Salazar

### Main Species Detail

Season 2008/2009 (Tons)

EXPORTER	APPLE	GRAPE	PEAR	NECTARIN	KIWIS	PLUM	PEACH	CHERRY	TOTAL TONS		TOTAL TH.CASES	
									2008-09	2007-08	2008-09	2007-08
Copefrut S.A.	693.7		100.9						794.6	118.6	42.1	6.2
Río Blanco Ltda. Exportadora		544.3			76.2				620.4	38.4	59.2	2.4
Scramble Ltda., Ases. e Inv.	420.7	35.3	159.0						615.0		34.3	
Maana Trading S.A., Exportadora	586.9		26.5						613.4		31.9	
San Fernando S.A., Frutera (Frusan)	457.1		115.8			6.5			579.4		31.4	
Rueda Ltda., Exportadora	504.1	19.9	6.4	18.7					549.0		29.1	
Del Monte Fresh Produce (Chile) S.A.	376.9	70.8		64.2					512.0	0.6	34.7	0.1
Aconcaqua Ltda. Exp. (Aconex)	67.2	75.3	139.8	90.1		35.6	35.1	5.3	448.4	43.0	35.8	3.7
Others	1,079.6	38.5	219.6		71.3				1,409.0	84.5	78.3	7.0
<b>TOTAL TONS</b>	<b>2008-09</b>	<b>4,186.1</b>	<b>784.1</b>	<b>767.9</b>	<b>173.0</b>	<b>147.5</b>	<b>42.1</b>	<b>35.1</b>	<b>5.3</b>	<b>6,141.2</b>		
<b>TOTAL TONS</b>	<b>2007-08</b>	<b>166.3</b>	<b>94.3</b>			<b>22.4</b>				<b>285.1</b>		
<b>TOTAL TH.CASES</b>	<b>2008-09</b>	<b>215.1</b>	<b>75.3</b>	<b>42.7</b>	<b>19.3</b>	<b>14.8</b>	<b>4.7</b>	<b>3.9</b>	<b>1.1</b>		<b>376.7</b>	
<b>TOTAL TH.CASES</b>	<b>2007-08</b>	<b>8.7</b>	<b>8.1</b>			<b>2.2</b>			<b>0.4</b>			<b>19.5</b>

### Main Varieties Detail

Season 2008/2009 (Tons)

EXPORTER	APPLE	GRAPE	PEAR	APPLE	APPLE	APPLE	APPLE	KIWIS	PEAR	PEAR	NECTARIN	APPLE	NECTARIN	PLUM
Copefrut S.A.	298.5		54.8	54.9	71.3	268.9					46.1			
Río Blanco Ltda. Exportadora		544.3						76.2						
Scramble Ltda., Ases. e Inv.	351.8	33.7	112.9	5.4	1.1			62.3		46.1				
Maana Trading S.A., Exportadora	411.0		26.5	10.8	160.8									
San Fernando S.A., Frutera (Frusan)	325.3		115.8	47.4	84.4									
Rueda Ltda., Exportadora	453.2	19.9	6.4	6.4	20.9							23.6		
Del Monte Fresh Produce (Chile) S.A.	290.4	67.3		86.5							33.5			
Others	2,672.9	778.9	586.0	320.7	298.4	19.6	153.0	147.5	76.5		33.5	23.6	22.2	21.6



## Frutería Vidaurri S.A de C.V. (Sucursal Guatemala)

Phone: 502 (22) 328637

Fax: 502 (22) 320678

e-mail: agramajo@fruvigua.com.gt/rreyes@fruvigua.com.gt

Contact: Alba Gramajo

3 Calle 9-09 Zona 1

Guatemala

Guatemala



### Main Species Detail

Season 2008/2009 (Tons)

EXPORTER		APPLE	GRAPE	PEACH	PEAR	PLUM	KIWIS	NECTARIN	ORANGE	TOTAL TONS			TOTAL TH.CASES		
										2008-09	2007-08	2006-07	2008-09	2007-08	2006-07
Exportadora Frutam Ltda.		3.363.1	982.5	267.0	248.8	151.6	100.7	93.0	45.1	5.358.7	6.844.1	7.162.3	360.3	461.3	482.7
Polar Fruit International S.A.			17.7							17.7	25.0	13.3	2.2	1.4	1.6
<b>TOTAL TONS</b>	<b>2008-09</b>	<b>3.363.1</b>	<b>1.000.2</b>	<b>267.0</b>	<b>248.8</b>	<b>151.6</b>	<b>100.7</b>	<b>93.0</b>	<b>45.1</b>	<b>5.376.4</b>					
<b>TOTAL TONS</b>	<b>2007-08</b>	<b>4.574.6</b>	<b>1.091.3</b>	<b>325.1</b>	<b>291.5</b>	<b>145.9</b>	<b>87.9</b>	<b>82.4</b>	<b>109.4</b>		<b>6.893.0</b>				
<b>TOTAL TONS</b>	<b>2006-07</b>	<b>4.352.3</b>	<b>1.503.4</b>	<b>288.8</b>	<b>385.9</b>	<b>152.9</b>	<b>85.1</b>	<b>70.1</b>	<b>112.5</b>			<b>7.175.6</b>			
<b>TOTAL TH.CASES</b>	<b>2008-09</b>	<b>171.7</b>	<b>97.1</b>	<b>28.3</b>	<b>14.5</b>	<b>15.9</b>	<b>10.3</b>	<b>10.2</b>	<b>2.7</b>				<b>362.5</b>		
<b>TOTAL TH.CASES</b>	<b>2007-08</b>	<b>235.8</b>	<b>114.0</b>	<b>35.8</b>	<b>17.2</b>	<b>15.5</b>	<b>9.2</b>	<b>9.0</b>	<b>6.4</b>					<b>464.0</b>	
<b>TOTAL TH.CASES</b>	<b>2006-07</b>	<b>225.0</b>	<b>140.2</b>	<b>31.8</b>	<b>22.4</b>	<b>16.2</b>	<b>8.6</b>	<b>7.7</b>	<b>6.6</b>						<b>484.3</b>

### Main Varieties Detail

Season 2008/2009 (Tons)

EXPORTER		APPLE	GRAPE	APPLE	APPLE	PEAR	KIWIS	APPLE	GRAPE	PEAR	PEAR	PEACH	PEACH	APPLE	PLUM
		RY. GALA	R. GLOBE	RICH. D.	GRANNIES	BOSC	HAYWARD	FUJI	THOMPSON	D'ANJOU	PACKHAMS	SW. SPT.	EL. LADY	RED CHIEF	B. AMBAR
Exportadora Frutam Ltda.		2.186.5	832.5	682.3	291.8	104.6	97.5	68.7	66.0	63.8	52.0	45.6	37.9	35.8	35.1
Polar Fruit International S.A.			17.7												

## Frigorífico Ordaz S.A. (Friosa)

Phone: 58 (286) 9511222 / 9512222

Fax: 58 (286) 9511475

e-mail: friosa@telcel.net.ve

Contact: Manuel García

Calle Ipire - Comercial García Hnos. PO Box 681

Unare, Guayana, Estado de Bolívar

Venezuela



### Main Species Detail

Season 2008/2009 (Tons)

EXPORTER		APPLE	PEAR	GRAPE	KIWIS	PLUM	NECTARIN	CHERRY	NASHI	TOTAL TONS			TOTAL TH.CASES		
										2008-09	2007-08	2006-07	2008-09	2007-08	2006-07
David del Curto S.A.		2.719.6	350.7	126.8				10.0		3.207.1	3.195.3	2.112.8	176.8	190.8	124.5
RC Ltda., Comerc.		1.229.3	391.7	107.3	48.0	34.6	27.5			1.838.3			110.2		
<b>TOTAL TONS</b>	<b>2008-09</b>	<b>3.948.9</b>	<b>742.4</b>	<b>234.0</b>	<b>48.0</b>	<b>34.6</b>	<b>27.5</b>	<b>10.0</b>		<b>5.045.4</b>					
<b>TOTAL TONS</b>	<b>2007-08</b>	<b>2.761.4</b>	<b>1.493.4</b>	<b>257.6</b>		<b>48.6</b>	<b>15.1</b>			<b>4.576.2</b>					
<b>TOTAL TONS</b>	<b>2006-07</b>	<b>2.837.7</b>	<b>432.7</b>	<b>97.2</b>	<b>12.0</b>	<b>61.6</b>	<b>14.0</b>	<b>12.5</b>	<b>4.8</b>		<b>3.472.5</b>				
<b>TOTAL TH.CASES</b>	<b>2008-09</b>	<b>204.0</b>	<b>40.8</b>	<b>28.5</b>	<b>4.8</b>	<b>3.8</b>	<b>3.1</b>	<b>2.0</b>					<b>287.0</b>		
<b>TOTAL TH.CASES</b>	<b>2007-08</b>	<b>142.6</b>	<b>83.0</b>	<b>31.4</b>		<b>5.4</b>	<b>1.7</b>							<b>264.1</b>	
<b>TOTAL TH.CASES</b>	<b>2006-07</b>	<b>146.1</b>	<b>24.1</b>	<b>12.7</b>	<b>1.2</b>	<b>6.8</b>	<b>1.6</b>	<b>2.5</b>	<b>0.6</b>						<b>195.6</b>

### Main Varieties Detail

Season 2008/2009 (Tons)

EXPORTER		APPLE	APPLE	APPLE	PEAR	APPLE	APPLE	GRAPE	APPLE	APPLE	PEAR	APPLE	KIWIS	GRAPE	NECTARIN
		R. STARK	RY. GALA	RICH. D.	PACKHAMS	FUJI	RED CHIEF	R. GLOBE	GRANNIES	FUJI RO.	D'ANJOU	STARKING	HAYWARD	THOMPSON	SM. FIRE
David del Curto S.A.		490.4	759.3	563.8	299.0	421.9	329.7	109.1		154.6	51.7				17.7
RC Ltda., Comerc.		496.7	193.7	277.2	332.9		17.7	88.6	167.6		58.8	67.4	48.0	18.7	27.5







## Fruandina

Phone: 57 (1) 8415680  
 Fax: 57 (1) 8415682  
 e-mail: fruandina@yahoo.com  
 Contact: Andres Hoyos

Km 3.5 via bogota siberia, centro metro. bod. 26  
 Bogota  
 Colombia



### Main Species Detail

Season 2008/2009 (Tons)

EXPORTER	APPLE	PEAR	NECTARIN	PLUM	GRAPE	KIWIS	PEACH	CHERRY	TOTAL TONS			TOTAL TH.CASES		
									2008-09	2007-08	2006-07	2008-09	2007-08	2006-07
Unifrutti Traders Ltda.	2,904.6		178.3	9.0	70.8	44.8	3.0	1.9	3,212.5	2,623.5	3,015.7	183.6	148.7	174.5
Geofrut S.A.	406.1	115.2	51.8	70.4					643.6	713.1		41.4	48.4	
Copefrut S.A.	242.6	138.2							380.8	994.2	876.1	20.4	53.5	52.1
Atlas S.A., Exportadora	276.8		20.2						296.9	136.3	684.9	16.6	8.4	36.6
<b>TOTAL TONS</b>	<b>2008-09</b>	<b>3,830.1</b>	<b>253.4</b>	<b>250.3</b>	<b>79.4</b>	<b>70.8</b>	<b>44.8</b>	<b>3.0</b>	<b>1.9</b>	<b>4,533.8</b>				
<b>TOTAL TONS</b>	<b>2007-08</b>	<b>3,771.3</b>	<b>457.1</b>	<b>255.6</b>	<b>82.1</b>	<b>106.3</b>	<b>9.6</b>				<b>4,682.0</b>			
<b>TOTAL TONS</b>	<b>2006-07</b>	<b>4,128.7</b>	<b>161.5</b>	<b>268.7</b>	<b>49.9</b>	<b>87.0</b>	<b>42.6</b>	<b>27.1</b>	<b>1.8</b>			<b>4,773.7</b>		
<b>TOTAL TH.CASES</b>	<b>2008-09</b>	<b>197.6</b>	<b>14.1</b>	<b>27.8</b>	<b>8.7</b>	<b>8.6</b>	<b>4.5</b>	<b>0.3</b>	<b>0.4</b>				<b>262.0</b>	
<b>TOTAL TH.CASES</b>	<b>2007-08</b>	<b>193.0</b>	<b>25.4</b>	<b>28.4</b>	<b>9.1</b>	<b>13.0</b>	<b>1.0</b>							<b>269.9</b>
<b>TOTAL TH.CASES</b>	<b>2006-07</b>	<b>210.9</b>	<b>9.0</b>	<b>29.7</b>	<b>5.1</b>	<b>10.6</b>	<b>4.3</b>	<b>2.9</b>	<b>0.4</b>					<b>273.4</b>

### Main Varieties Detail

Season 2008/2009 (Tons)

EXPORTER	APPLE	APPLE	PEAR	APPLE	APPLE	APPLE	GRAPE	NECTARIN	PEAR	KIWIS	PLUM	NECTARIN	NECTARIN	PEAR
	RY. GALA	GRANNIES	PACKHAMS	RED CHIEF	RICH. D.	NOT DEF	R. GLOBE	VENUS	NOT DEF	HAYWARD	ANGELENO	NOT DEF	RB. DIAM.	BARTL. V.
Unifrutti Traders Ltda.	2,332.2	253.6		171.7	137.7		70.8	45.8		44.8				19.5
Geofrut S.A.	243.5	35.1	86.4			106.3		2.8			42.3		40.3	15.1
Copefrut S.A.	242.6		92.2						46.1					
Atlas S.A., Exportadora	159.0	93.3			24.5									

## Companhia Brasileira de Distribuição

Phone: 55 (11) 37332928  
 e-mail: paulo.pompilio@paodeacucar.com.br  
 Contact: Paulo Pompilio

[www.grupopaodeacucar.com.br](http://www.grupopaodeacucar.com.br)

Estrada Turística do Jaraguá 50  
 Sao Paulo  
 Brasil

Grupo Pão de Açúcar

### Main Species Detail

Season 2008/2009 (Tons)

EXPORTER	APPLE	PLUM	GRAPE	NECTARIN	KIWIS	CHERRY	PEACH	WALNUT	TOTAL TONS			TOTAL TH.CASES		
									2008-09	2007-08	2006-07	2008-09	2007-08	2006-07
Dole Chile S.A.	815.4	408.9	455.1	110.4	157.0	100.0	66.5		2,115.7	1,186.6	1,348.5	199.1	111.9	134.9
Unifrutti Traders Ltda.	942.2		17.3		89.6	76.4			1,125.4	579.1	414.2	77.5	47.7	28.8
Aconcaqua Ltda. Exp. (Aconex)		307.9			7.3		22.5		359.2	64.7		39.8	7.2	
Gestión de Export. Frut. S.A.(Gesex)		43.9		82.3		6.7	75.8		216.1	351.9	508.3	25.0	41.7	57.3
San Fco. Lo Garces. Soc. Ltda.		108.9		10.4		30.2			149.5	20.2		18.9	4.0	
Novafrix S.A.		59.7		32.4			13.0		105.2			11.7		
Agrícola Los Mavos Ltda.		12.2		75.3			15.9		103.4			11.5		
Pacific Nut Compañy Chile S.A.								68.2	91.2	56.0	96.2	8.3	5.6	6.5
Others	42.6	48.8	44.3	34.5		38.7		31.0	253.8	155.5	512.8	30.4	18.6	44.2
<b>TOTAL TONS</b>	<b>2008-09</b>	<b>1,800.1</b>	<b>990.3</b>	<b>516.7</b>	<b>345.3</b>	<b>253.9</b>	<b>252.0</b>	<b>193.7</b>	<b>99.2</b>	<b>4,519.5</b>				
<b>TOTAL TONS</b>	<b>2007-08</b>	<b>808.5</b>	<b>559.3</b>	<b>174.1</b>	<b>225.3</b>	<b>202.4</b>	<b>201.4</b>	<b>117.7</b>	<b>71.5</b>		<b>2,413.9</b>			
<b>TOTAL TONS</b>	<b>2006-07</b>	<b>921.8</b>	<b>681.3</b>	<b>689.5</b>	<b>138.5</b>	<b>69.4</b>	<b>42.6</b>	<b>220.0</b>	<b>85.6</b>		<b>2,880.0</b>			
<b>TOTAL TH.CASES</b>	<b>2008-09</b>	<b>92.2</b>	<b>109.6</b>	<b>62.7</b>	<b>38.4</b>	<b>25.4</b>	<b>55.5</b>	<b>21.5</b>	<b>9.1</b>			<b>422.3</b>		
<b>TOTAL TH.CASES</b>	<b>2007-08</b>	<b>41.9</b>	<b>61.7</b>	<b>21.2</b>	<b>25.1</b>	<b>20.2</b>	<b>40.3</b>	<b>13.1</b>	<b>7.2</b>				<b>236.7</b>	
<b>TOTAL TH.CASES</b>	<b>2006-07</b>	<b>47.8</b>	<b>75.7</b>	<b>84.1</b>	<b>15.4</b>	<b>6.9</b>	<b>8.5</b>	<b>24.4</b>	<b>5.4</b>					<b>271.7</b>

### Main Varieties Detail

Season 2008/2009 (Tons)

EXPORTER	APPLE	APPLE	GRAPE	PLUM	KIWIS	CHERRY	APPLE	PLUM	PLUM	WALNUT	GRAPE	PLUM	PEACH	PLUM
	RICH. D.	RY. GALA	CRIMSON	ANGELENO	HAYWARD	BING	RED CHIEF	FORTUNE	LARRY ANN	NOT DEF	THOMPSON	RED HEART	SPT. SUN	B. AMBAR
Dole Chile S.A.	800.4		255.8	162.6	157.0	99.4		56.2	47.8		87.6	12.7		28.1
Unifrutti Traders Ltda.	54.9	761.8	9.7		67.2	36.6	125.4				3.1			
Aconcaqua Ltda. Exp. (Aconex)				47.4	7.3				47.0			46.9		
Gestión de Export. Frut. S.A.(Gesex)						6.7							31.2	
San Fco. Lo Garces. Soc. Ltda.				44.1		30.2		18.9						10.4
Novafrix S.A.								6.3	1.9			2.7		3.2
Agrícola Los Mavos Ltda.				4.7					4.7				15.9	
Others	54.9	761.8	9.7	96.2	74.5	92.8	168.0	45.7	53.6	99.2	3.1	49.6	47.2	18.2

## Main Species Detail

Season 2008/2009 (Tons)

EXPORTER	GRAPE	APPLE	PLUM	PEACH	KIWIS	NECTARIN	PEAR	QUINCE	TOTAL TONS			TOTAL TH.CASES		
									2008-09	2007-08	2006-07	2008-09	2007-08	2006-07
Exportadora Frutam Ltda.	1,331.2	1,301.9	572.6	465.6	159.6	245.6	162.8	52.7	4,312.1	6,917.4	8,493.0	381.2	604.7	725.1
Propal S.A., Exportadora					67.2				67.2					
Polar Fruit International S.A.					44.8				44.8	22.4	89.6	4.5	2.2	9.0
Gestión de Export. Frut. S.A.(Gesex)			21.6						21.6	115.6	49.7	2.4	13.4	5.5
Southern Fruit. Exportadora				20.2					20.2			2.2		
<b>TOTAL TONS</b>	<b>2008-09</b>	<b>1,331.2</b>	<b>1,301.9</b>	<b>594.2</b>	<b>485.8</b>	<b>271.6</b>	<b>245.6</b>	<b>162.8</b>	<b>52.7</b>	<b>4,465.9</b>				
<b>TOTAL TONS</b>	<b>2007-08</b>	<b>1,512.8</b>	<b>2,757.5</b>	<b>688.9</b>	<b>957.6</b>	<b>823.7</b>	<b>315.3</b>	<b>330.2</b>	<b>49.9</b>	<b>7,563.1</b>				
<b>TOTAL TONS</b>	<b>2006-07</b>	<b>2,341.8</b>	<b>3,845.1</b>	<b>699.2</b>	<b>727.5</b>	<b>815.1</b>	<b>126.7</b>	<b>578.0</b>	<b>57.1</b>		<b>9,414.4</b>			
<b>TOTAL TH.CASES</b>	<b>2008-09</b>	<b>142.7</b>	<b>69.0</b>	<b>60.5</b>	<b>52.1</b>	<b>27.6</b>	<b>27.3</b>	<b>9.0</b>	<b>7.0</b>			<b>397.5</b>		
<b>TOTAL TH.CASES</b>	<b>2007-08</b>	<b>181.7</b>	<b>144.1</b>	<b>72.5</b>	<b>106.3</b>	<b>83.2</b>	<b>35.0</b>	<b>18.4</b>	<b>7.3</b>				<b>666.1</b>	
<b>TOTAL TH.CASES</b>	<b>2006-07</b>	<b>282.9</b>	<b>203.8</b>	<b>75.0</b>	<b>79.8</b>	<b>82.3</b>	<b>13.9</b>	<b>32.3</b>	<b>6.7</b>					<b>807.9</b>

## Main Varieties Detail

Season 2008/2009 (Tons)

EXPORTER	GRAPE	APPLE	APPLE	GRAPE	KIWIS	PLUM	PLUM	PEAR	PEAR	GRAPE	PLUM	PLUM	PEACH	PEACH
	R. GLOBE	RY. GALA	RICH. D.	THOMPSON	HAYWARD	LARRY ANN	B. AMBAR	PACKHAMS	BOSC	NOT DEF	NOT DEF	ANGELENO	RICH LADY	LATE NOS
Exportadora Frutam Ltda.	947.6	632.0	617.2	302.4	135.6	186.6	116.3	87.1	75.7	73.7	65.3	64.8	62.3	60.4
Propal S.A., Exportadora					67.2									
Polar Fruit International S.A.					44.8									
Gestión de Export. Frut. S.A.(Gesex)														
Southern Fruit. Exportadora														



Eduardo Garcia

Bolivia

## Main Species Detail

Season 2008/2009 (Tons)

EXPORTER	APPLE	GRAPE	KIWIS	PEACH	CHERRY	PLUM	NECTARIN	PERSIMON	TOTAL TONS			TOTAL TH.CASES		
									2008-09	2007-08	2006-07	2008-09	2007-08	2006-07
TvF Ltda., Exportadora	2,612.4	71.2	270.9	50.2	27.2	20.1	8.1		3,065.8	1,281.3		138.4	54.6	
AMS Familv S.A., Comercial	463.2								463.2	579.2	42.6	19.7	25.7	2.1
Expofruta Ltda., Soc. Com. v Agr.		427.1	9.9					7.1	444.1	458.3	367.0	32.1	33.8	23.8
Frutos Oeste		115.1							115.1	60.1	85.4	7.2	3.8	5.3
Verfrut S.A., Sociedad Exportadora	62.3								62.3			3.2		
Araucaria Exportaciones S.A.				41.5			7.6		49.1			2.3		
Alto Copiapó Ltda. Exp. de Uvas		41.9							41.9			3.7		
Aldunate Ltda. Exportadora		37.8							37.8			4.6		
Others	68.5	30.6			37.4				136.5	1,515.6	1,872.3	10.4	75.4	89.3
<b>TOTAL TONS</b>	<b>2008-09</b>	<b>3,206.3</b>	<b>723.7</b>	<b>280.8</b>	<b>91.8</b>	<b>64.7</b>	<b>20.1</b>	<b>15.6</b>	<b>7.1</b>	<b>4,415.8</b>				
<b>TOTAL TONS</b>	<b>2007-08</b>	<b>2,855.7</b>	<b>522.2</b>	<b>259.0</b>	<b>177.5</b>	<b>62.4</b>		<b>13.2</b>		<b>3,894.5</b>				
<b>TOTAL TONS</b>	<b>2006-07</b>	<b>1,634.1</b>	<b>500.2</b>	<b>188.8</b>	<b>10.8</b>				<b>6.6</b>		<b>2,367.4</b>			
<b>TOTAL TH.CASES</b>	<b>2008-09</b>	<b>136.1</b>	<b>58.4</b>	<b>11.9</b>	<b>4.4</b>	<b>7.0</b>	<b>2.3</b>	<b>0.7</b>	<b>0.7</b>			<b>221.8</b>		
<b>TOTAL TH.CASES</b>	<b>2007-08</b>	<b>126.4</b>	<b>39.6</b>	<b>12.1</b>	<b>8.2</b>	<b>6.2</b>		<b>0.6</b>					<b>193.3</b>	
<b>TOTAL TH.CASES</b>	<b>2006-07</b>	<b>71.2</b>	<b>35.6</b>	<b>9.9</b>	<b>1.2</b>				<b>0.6</b>					<b>120.5</b>

## Main Varieties Detail

Season 2008/2009 (Tons)

EXPORTER	APPLE	APPLE	APPLE	GRAPE	KIWIS	APPLE	GRAPE	GRAPE	APPLE	APPLE	APPLE	CHERRY	PEACH	PEACH
	RY. GALA	RICH. D.	GRANNIES	R. GLOBE	HAYWARD	R. STARK	B. ITALIA	THOMPSON	SCARLETT	FUJI	RED CHIEF	BING	RICH LADY	CARSON
TvF Ltda., Exportadora	947.6	897.0	585.2	36.3	270.9				26.1	116.9	37.5	26.2	27.2	
AMS Familv S.A., Comercial	259.1	16.1	31.2			156.7								
Expofruta Ltda., Soc. Com. v Agr.				285.8	9.9		104.5	23.5						
Frutos Oeste				48.5			44.2	22.5						
Verfrut S.A., Sociedad Exportadora		8.6								27.0	26.6			
Araucaria Exportaciones S.A.														27.9
Alto Copiapó Ltda. Exp. de Uvas								23.0						
Others	265.1	48.0	33.3	357.0	9.9	156.7	148.7	106.8		49.1	41.7	36.8	27.9	

## Distribuidora Tripan, C.A

Phone: 58 (414) 334 2870 / 334 3655  
 Fax: 58 (212)3616522/3613522  
 e-mail: totalcomer@yahoo.com  
 Contact: Patricio Molina

Avda Juan Bosco, Edif Excelsior Piso 2 Of 25-Altamira  
 Caracas - 1080  
 Venezuela



### Main Species Detail

Season 2008/2009 (Tons)

EXPORTER	APPLE	PEAR	KIWIS	CHERRY	PLUM	NECTARIN	PEACH	GRAPE	TOTAL TONS			TOTAL TH.CASES		
									2008-09	2007-08	2006-07	2008-09	2007-08	2006-07
Exportadora Solovan Ltda.	3,384.7	69.9		14.0	6.7	6.6	4.7		3,486.5	3,271.8	2,803.1	186.9	175.0	152.9
Kalia Ltda.	191.4	238.2	20.8						450.4			25.5		
Guavas Ltda., Imp. Exp.	139.1								139.1			7.2		
<b>TOTAL TONS</b>	<b>3,715.3</b>	<b>308.1</b>	<b>20.8</b>	<b>14.0</b>	<b>6.7</b>	<b>6.6</b>	<b>4.7</b>		<b>4,076.0</b>					
<b>TOTAL TONS</b>	<b>2007-08</b>	<b>3,092.8</b>	<b>161.3</b>							<b>3,271.8</b>				
<b>TOTAL TONS</b>	<b>2006-07</b>	<b>2,489.4</b>	<b>262.1</b>					<b>36.9</b>			<b>2,803.1</b>			
<b>TOTAL TH.CASES</b>	<b>2008-09</b>	<b>195.2</b>	<b>17.1</b>	<b>2.2</b>	<b>3.1</b>	<b>0.8</b>	<b>0.7</b>	<b>0.5</b>				<b>219.7</b>		
<b>TOTAL TH.CASES</b>	<b>2007-08</b>	<b>162.5</b>	<b>9.0</b>		<b>3.5</b>								<b>175.0</b>	
<b>TOTAL TH.CASES</b>	<b>2006-07</b>	<b>130.9</b>	<b>14.5</b>		<b>2.9</b>				<b>4.5</b>					<b>152.9</b>

### Main Varieties Detail

Season 2008/2009 (Tons)

EXPORTER	APPLE	APPLE	APPLE	PEAR	APPLE	APPLE	APPLE	APPLE	APPLE	KIWIS	CHERRY	APPLE	APPLE	PLUM	
	SCARLETT	RY. GALA	RICH. D.	PACKHAMS	GRANNIES	FUJI	RED CHIEF	G. SMOOT	GINGER G.	HAYWARD	BING	R. STARK	NOT DEF	RY. ZEE	
Exportadora Solovan Ltda.	1,072.5	868.5	670.0	69.9	286.6	237.3	199.6					14.0	9.1	7.8	6.7
Kalia Ltda.		67.8	84.3	238.2					39.3		20.8				
Guavas Ltda., Imp. Exp.			137.8										1.3		

## Maxifrutas Ltda.

Phone: 57 (1) 2649743  
 Fax: 57 (1) 4517556  
 e-mail: maxifrutasltda@etd.net.co  
 Contact: Duban Jiménez

Corabastos, Bodega 29 Local 90  
 Bogotá  
 Colombia



### Main Species Detail

Season 2008/2009 (Tons)

EXPORTER	APPLE	PEAR	GRAPE	NECTARIN	PLUM	PEACH	KIWIS	TOTAL TONS			TOTAL TH.CASES		
								2008-09	2007-08	2006-07	2008-09	2007-08	2006-07
Dole Chile S.A.	2,017.0	545.1	93.5	32.4	7.4	3.2		2,698.7	2,935.5	2,441.8	148.7	158.6	141.3
Atlas S.A., Exportadora	675.2	66.8						742.0	719.1	1,044.1	38.5	37.9	55.4
Trinidad Exports S.A.	139.4		37.1					176.5	215.1		11.7	16.3	
Permanz Frut Ltda., Exportadora	170.8							170.8			9.0		
Convallis S.A., Exportadora	118.6	23.0						141.6		388.9	7.5		20.7
Cincosur Ltda.	72.8							72.8	48.5	194.2	3.8	2.5	10.1
Oppenheimer Chile Ltda, Serv. Agríc.	20.8							20.8	20.2		1.0	1.1	
San Fernando S.A., Frutera (Frusan)	20.5							20.5			1.1		
<b>TOTAL TONS</b>	<b>2008-09</b>	<b>3,235.1</b>	<b>635.0</b>	<b>130.6</b>	<b>32.4</b>	<b>7.4</b>	<b>3.2</b>	<b>4,043.7</b>					
<b>TOTAL TONS</b>	<b>2007-08</b>	<b>3,148.4</b>	<b>597.9</b>	<b>149.6</b>	<b>21.6</b>	<b>16.7</b>	<b>4.3</b>		<b>3,938.6</b>				
<b>TOTAL TONS</b>	<b>2006-07</b>	<b>3,286.2</b>	<b>552.9</b>	<b>93.4</b>	<b>55.1</b>	<b>50.8</b>	<b>3.2</b>	<b>47.5</b>		<b>4,089.1</b>			
<b>TOTAL TH.CASES</b>	<b>2008-09</b>	<b>165.7</b>	<b>34.9</b>	<b>15.9</b>	<b>3.6</b>	<b>0.8</b>	<b>0.4</b>				<b>221.4</b>		
<b>TOTAL TH.CASES</b>	<b>2007-08</b>	<b>160.5</b>	<b>32.9</b>	<b>18.2</b>	<b>2.4</b>	<b>1.9</b>	<b>0.5</b>					<b>216.4</b>	
<b>TOTAL TH.CASES</b>	<b>2006-07</b>	<b>170.0</b>	<b>30.5</b>	<b>11.4</b>	<b>6.1</b>	<b>5.6</b>	<b>0.4</b>	<b>4.8</b>					<b>228.7</b>

### Main Varieties Detail

Season 2008/2009 (Tons)

EXPORTER	APPLE	APPLE	APPLE	PEAR	APPLE	GRAPE	PEAR	APPLE	APPLE	NECTARIN	NECTARIN	PLUM	NECTARIN	PEACH
	RY. GALA	RICH. D.	GRANNIES	PACKHAMS	NOT DEF	R. GLOBE	BARTL. V.	R. STARK	RED CHIEF	RED DIAM.	RB. DIAM.	B. AMBAR	SM. FIRE	RY. LADY
Dole Chile S.A.	701.1	695.6	532.1	451.9		93.5	93.2	88.3		15.2	13.1	5.4	4.0	3.2
Atlas S.A., Exportadora	396.9	178.8	99.5	66.8										
Trinidad Exports S.A.	49.9				25.0	37.1			64.5					
Permanz Frut Ltda., Exportadora	51.0		95.8		24.0									
Convallis S.A., Exportadora					118.6		23.0							
Cincosur Ltda.		72.8												
Oppenheimer Chile Ltda, Serv. Agríc.	20.8													
San Fernando S.A., Frutera (Frusan)	20.5													



**www.dubacano.com**  
Calle 4 N° 409, Mercado de Abastos  
44530. Guadalajara, Jalisco  
México

**Dubacano**  
Phone: 52 (33) 6714200  
Fax: 52 (33) 6710230  
e-mail: jgallardogdl@dubacano.com  
Contact: Javier Gallardo

## Main Species Detail

Season 2008/2009 (Tons)

EXPORTER	APPLE	GRAPE	PEACH	KIWIS	PLUM	NECTARIN	PERSIMON	PLUMCOT	TOTAL TONS			TOTAL TH.CASES		
									2008-09	2007-08	2006-07	2008-09	2007-08	2006-07
Unifrutti Traders Ltda.	1.401.5	737.9	342.1	185.9	33.6	10.1	34.3		2,745.5	2,931.9	2,995.5	226.9	281.0	264.2
Atlas S.A., Exportadora		373.9	140.9	46.0	86.9	43.3			691.0	819.8	667.9	79.6	82.7	71.5
C y D Internacional S.A.	98.9	18.5		134.4		13.0		9.2	274.0	484.4	317.2	23.3	29.4	17.6
Terrafrut S.A			38.9	22.4	21.6	4.3			87.2	92.2		9.4	8.3	
Proexport Ltda, Exportadora		74.8							74.8			9.1		
Subsole S.A., Exportadora				48.0					48.0			4.8		
Cerro Campanario Ltda, Soc. Agríc.		38.0							38.0			4.6		
Quintav S.A., Exportadora		17.7							17.7			2.2		
<b>TOTAL TONS</b>	<b>2008-09</b>	<b>1,500.4</b>	<b>1,260.9</b>	<b>521.9</b>	<b>436.7</b>	<b>142.1</b>	<b>70.7</b>	<b>34.3</b>	<b>9.2</b>	<b>3,976.3</b>				
<b>TOTAL TONS</b>	<b>2007-08</b>	<b>1,644.3</b>	<b>1,979.8</b>	<b>253.3</b>	<b>363.2</b>	<b>97.3</b>	<b>16.2</b>			<b>4,440.5</b>				
<b>TOTAL TONS</b>	<b>2006-07</b>	<b>2,087.2</b>	<b>1,540.0</b>	<b>149.5</b>	<b>399.8</b>	<b>102.6</b>			<b>8.8</b>		<b>4,456.6</b>			
<b>TOTAL TH.CASES</b>	<b>2008-09</b>	<b>78.2</b>	<b>152.8</b>	<b>58.0</b>	<b>43.7</b>	<b>14.7</b>	<b>7.9</b>	<b>3.8</b>	<b>1.0</b>			<b>360.0</b>		
<b>TOTAL TH.CASES</b>	<b>2007-08</b>	<b>87.0</b>	<b>241.4</b>	<b>28.1</b>	<b>36.3</b>	<b>9.8</b>	<b>1.8</b>						<b>415.1</b>	
<b>TOTAL TH.CASES</b>	<b>2006-07</b>	<b>109.9</b>	<b>187.8</b>	<b>16.8</b>	<b>40.0</b>	<b>10.5</b>		<b>1.1</b>						<b>383.2</b>

## Main Varieties Detail

Season 2008/2009 (Tons)

EXPORTER	APPLE		GRAPE	KIWIS		GRAPE	GRAPE	PEACH	PEACH	GRAPE	PEACH	PLUM	PLUM	PEACH	PERSIMON
	RY. GALA	RICH. D.	R. GLOBE	HAYWARD	THOMPSON	SUGRAONE	ZEE LADY	EL LADY	CRIMSON	RICH LADY	FRIAR	LARRY ANN	NOT DEF	HACHIYA	
Unifrutti Traders Ltda.	764.4	613.7	157.6	185.9	285.5	172.6		84.9	104.8	110.0	73.2	11.2	22.4	20.2	34.3
Atlas S.A., Exportadora			299.1	46.0	56.1			40.3			20.1	23.0	19.0	20.2	
C y D Internacional S.A.	98.9		18.5	134.4											
Terrafrut S.A				22.4				30.2	8.6			21.6			
Proexport Ltda, Exportadora			74.8												
Subsole S.A., Exportadora				48.0											
Cerro Campanario Ltda, Soc. Agríc.			38.0												
Quintav S.A., Exportadora			14.2		3.5										



Carrera 43-A N° 7-50A  
Oficina 1508, Medellín  
Colombia

## Vigomez S.A

Phone: 57 (4) 3118180/2851405/2851465  
Fax: 57 (4) 2666668  
e-mail: vigomez@vigomez.com.co  
Contact: Victor Gómez

## Main Species Detail

Season 2008/2009 (Tons)

EXPORTER	APPLE	PEAR	GRAPE	NECTARIN	PLUM	KIWIS	CHERRY	PEACH	TOTAL TONS			TOTAL TH.CASES		
	2008-09	2007-08	2006-07	2008-09	2007-08	2006-07	2008-09	2007-08	2006-07	2008-09	2007-08	2006-07		
Dole Chile S.A.	1.614.2	426.6	67.3	19.4	10.1	33.6			2,171.3	2,827.3	3,117.3	121.0	160.3	181.9
Unifrutti Traders Ltda.	1.083.0		53.1	94.8	6.7		1.8		1,239.4	1,627.1	1,905.8	73.6	97.5	113.3
Copefrut S.A.	242.5	161.3			44.8				448.6	487.4	46.1	26.2	28.7	2.6
<b>TOTAL TONS</b>	<b>2008-09</b>	<b>2,939.8</b>	<b>587.9</b>	<b>120.4</b>	<b>114.2</b>	<b>61.6</b>	<b>33.6</b>	<b>1.8</b>	<b>3,859.3</b>					
<b>TOTAL TONS</b>	<b>2007-08</b>	<b>3,715.0</b>	<b>711.6</b>	<b>176.4</b>	<b>207.4</b>	<b>109.0</b>	<b>18.0</b>	<b>4.4</b>	<b>4,941.8</b>					
<b>TOTAL TONS</b>	<b>2006-07</b>	<b>3,801.4</b>	<b>655.3</b>	<b>154.2</b>	<b>272.6</b>	<b>86.9</b>	<b>92.3</b>	<b>3.4</b>	<b>3.2</b>	<b>5,069.2</b>				
<b>TOTAL TH.CASES</b>	<b>2008-09</b>	<b>150.2</b>	<b>33.3</b>	<b>14.7</b>	<b>12.7</b>	<b>6.3</b>	<b>3.4</b>	<b>0.4</b>				<b>220.8</b>		
<b>TOTAL TH.CASES</b>	<b>2007-08</b>	<b>188.4</b>	<b>39.3</b>	<b>21.5</b>	<b>23.0</b>	<b>11.6</b>	<b>1.8</b>	<b>0.9</b>					<b>286.5</b>	
<b>TOTAL TH.CASES</b>	<b>2006-07</b>	<b>192.9</b>	<b>36.0</b>	<b>18.8</b>	<b>30.3</b>	<b>9.5</b>	<b>9.3</b>	<b>0.7</b>	<b>0.4</b>					<b>297.8</b>

## Main Varieties Detail

Season 2008/2009 (Tons)

EXPORTER	APPLE	APPLE	APPLE	PEAR	PEAR	GRAPE	APPLE	PEAR	PLUM	APPLE	KIWIS	NECTARIN	NECTARIN	NECTARIN
	RY. GALA	GRANNIES	RICH. D.	PACKHAMS	NOT DEF	R. GLOBE	RED CHIEF	BARTL. V.	NOT DEF	R. STARK	HAYWARD	AUG. RED	VENUS	SML. FIRE
Dole Chile S.A.	488.1	573.5	509.5	380.0		67.3		46.6		43.2	33.6			1.0
Unifrutti Traders Ltda.	619.9	303.6	94.2			53.1	65.3					32.5	25.7	17.9
Copefrut S.A.	242.5			23.0	138.2				44.8					





Calle 500, Quinta Crespo Edf. La Luna, PB  
Caracas  
Venezuela

Vidinter C.A  
Phone: 58 (244) 447 1168  
Fax: 58 (212) 4827082  
Contact: Patricio Molina Luis Orana

## Main Species Detail

Season 2008/2009 (Tons)

EXPORTER	APPLE	PEAR	PLUM	GRAPE	KIWIS	CHERRY	NECTARIN	NASHI	TOTAL TONS			TOTAL TH.CASES		
									2008-09	2007-08	2006-07	2008-09	2007-08	2006-07
Exportadora Frutam Ltda.	2,162.7	705.7	88.9	35.3	22.4	21.4	10.8	1.8	3,049.0	4,066.4	5,576.0	174.4	242.3	333.7
Alborada S.A.	298.7								298.7			15.9		
Polar Fruit International S.A.	132.4	46.1							178.5			9.8		
Gestión de Export. Frut. S.A.(Gesex)						0.6			0.6			0.1		
<b>TOTAL TONS</b>	<b>2008-09</b>	<b>2,593.8</b>	<b>751.8</b>	<b>88.9</b>	<b>35.3</b>	<b>22.4</b>	<b>22.1</b>	<b>10.8</b>	<b>1.8</b>	<b>3,526.9</b>				
<b>TOTAL TONS</b>	<b>2007-08</b>	<b>2,811.3</b>	<b>894.2</b>		<b>336.2</b>		<b>19.3</b>		<b>5.4</b>	<b>4,066.4</b>				
<b>TOTAL TONS</b>	<b>2006-07</b>	<b>3,457.6</b>	<b>1,573.2</b>	<b>170.5</b>	<b>160.9</b>	<b>67.2</b>	<b>16.9</b>	<b>72.1</b>	<b>11.3</b>		<b>5,576.0</b>			
<b>TOTAL TH.CASES</b>	<b>2008-09</b>	<b>136.5</b>	<b>42.0</b>	<b>9.4</b>	<b>4.3</b>	<b>2.2</b>	<b>4.4</b>	<b>1.2</b>	<b>0.2</b>			<b>200.2</b>		
<b>TOTAL TH.CASES</b>	<b>2007-08</b>	<b>148.2</b>	<b>49.8</b>		<b>39.7</b>		<b>3.9</b>		<b>0.7</b>				<b>242.3</b>	
<b>TOTAL TH.CASES</b>	<b>2006-07</b>	<b>182.1</b>	<b>87.9</b>	<b>18.0</b>	<b>19.6</b>	<b>6.7</b>	<b>3.4</b>	<b>8.0</b>	<b>1.4</b>					<b>333.7</b>

## Main Varieties Detail

Season 2008/2009 (Tons)

EXPORTER	APPLE	PEAR	APPLE	APPLE	APPLE	APPLE	APPLE	PLUM	APPLE	GRAPE	APPLE	KIWIS	CHERRY	APPLE
	RICH. D.	PACKHAMS	RED CHIEF	GRANNIES	RY. GALA	R. STARK.	G. SMOOT.	ANGELENO	NOT DEF.	R. GLOBE	SCARLETT	HAYWARD	BING	BRAEBURN
Exportadora Frutam Ltda.	1,323.1	699.6	400.0	171.8	96.7	30.6	36.4	64.5	49.8	35.3	33.8	22.4	21.4	20.6
Alborada S.A.	39.1			97.8	98.4		63.5							
Polar Fruit International S.A.	24.8	46.1			18.0	89.6								
Gestión de Export. Frut. S.A.(Gesex)													0.6	



[www.IMPORFENIX.COM](http://www.IMPORFENIX.COM)

Calle 19 # 29ª -01 B /Santa Elena  
Cali, Colombia  
Colombia

Jeicy Fruit S.A

Phone: 57 (2) 335 8125  
Fax: 57 (2) 326 2570  
e-mail: gerencia@jeicyfruit.com  
Contact: John Franklin García

## Main Species Detail

Season 2008/2009 (Tons)

EXPORTER	APPLE	PEAR	GRAPE	KIWIS	TOTAL TONS			TOTAL TH.CASES		
					2008-09	2007-08	2006-07	2008-09	2007-08	2006-07
David del Curto S.A.	429.1	396.4	4.4		830.0	908.1	645.8	44.7	49.3	33.5
Chilexpo Frut Ltda., Soc. Agr.	382.5	130.2			512.7	18.7	90.0	27.0	2.3	4.7
Southern Fruit, Exportadora	265.5	68.5			334.1	460.8		17.3	24.0	
Copefruit S.A.	245.2				245.2	494.6	108.1	12.9	26.4	5.7
Greenvic Comercial S.A.	106.8	135.1			241.9	19.4	77.4	13.0	1.0	4.0
AMS Family S.A., Comercial	181.4	12.7			194.1	831.7	689.3	10.1	42.8	35.6
Verfrut S.A., Sociedad Exportadora	133.1	46.1			179.2	247.8		9.2	13.3	
Cerro Poouí Ltda., Exportadora	40.3	92.2			132.4	233.2	95.2	7.2	12.7	5.1
Others	433.1	48.4	152.8	1.2	635.5	1,049.2	2,331.5	38.8	60.9	127.6
<b>TOTAL TONS</b>	<b>2008-09</b>	<b>2,217.1</b>	<b>929.5</b>	<b>157.2</b>	<b>1.2</b>	<b>3,305.1</b>				
<b>TOTAL TONS</b>	<b>2007-08</b>	<b>3,141.6</b>	<b>945.4</b>	<b>176.3</b>		<b>4,263.3</b>				
<b>TOTAL TONS</b>	<b>2006-07</b>	<b>2,920.9</b>	<b>893.6</b>	<b>222.8</b>			<b>4,037.3</b>			
<b>TOTAL TH.CASES</b>	<b>2008-09</b>	<b>114.4</b>	<b>51.5</b>	<b>14.1</b>	<b>0.1</b>			<b>180.1</b>		
<b>TOTAL TH.CASES</b>	<b>2007-08</b>	<b>162.5</b>	<b>52.4</b>	<b>17.7</b>				<b>232.6</b>		
<b>TOTAL TH.CASES</b>	<b>2006-07</b>	<b>150.6</b>	<b>49.6</b>	<b>16.1</b>						<b>216.3</b>

## Main Varieties Detail

Season 2008/2009 (Tons)

EXPORTER	APPLE	PEAR	APPLE	APPLE	APPLE	GRAPE	APPLE	PEAR	PEAR	PEAR	PEAR	APPLE	KIWIS	APPLE
	RY. GALA	PACKHAMS	GRANNIES	RICH. D.	R. STARK.	R. GLOBE	RED CHIEF	BARTL. V.	F. DE CLP.	NOT DEF.	DORADO	SCARLETT	HAYWARD	NOT DEF.
David del Curto S.A.	163.1	396.4	84.4	29.9	107.4	4.4	44.3							
Chilexpo Frut Ltda., Soc. Agr.	170.8	130.2	109.0	91.4			1.2					10.2		
Southern Fruit, Exportadora	227.7		37.8						26.4	22.7	19.5			
Copefruit S.A.	222.4						22.8							
Greenvic Comercial S.A.		87.0	7.5	99.3				48.1						
AMS Family S.A., Comercial	79.0	12.7	24.8	10.6	67.0									
Verfrut S.A., Sociedad Exportadora	22.4	46.1	21.4	61.5			27.8							
Others	948.6	347.4	324.2	338.9	67.0	152.8	99.1	117.2	26.4	22.7	19.5	10.2	1.2	



L.P.D. Import. & Exportacao Ltda.  
 Phone: 55 (49) 36441354  
 e-mail: roberto@lpdimportexport.com.br  
 Contact: Roberto Concha

[www.lpdimportexport.com.br](http://www.lpdimportexport.com.br)  
 Dionisio Caqueira - SC  
 Brasil



## Main Species Detail

Season 2008/2009 (Tons)

EXPORTER	PLUM	GRAPE	NECTARIN	KIWIS	PEACH	APPLE	CHERRY	PEAR	TOTAL TONS			TOTAL TH.CASES		
									2008-09	2007-08	2006-07	2008-09	2007-08	2006-07
Aconcha Ltda. Exp. (Aconex)	464.0	347.2	184.4	233.5	105.8	68.8	16.8	39.7	1.486.4	832.9	844.9	161.4	94.7	97.8
San Fco. Lo Garces. Soc. Ltda.	140.5	197.5	116.0	72.1	73.1	0	37.8	0	639.1	213.0	458.5	76.2	29.0	48.9
Greenvic Comercial S.A.	124.7	70.8	72.4	113.9	85.6	0	10.7	5	491.7	136.4	0	54.3	13.7	0
Los Lirios S.A., Exportadora	175.6	0	0	0	0	153.7	0	0	329.3	0	0	27.2	0	0
Del Monte Fresh Produce (Chile) S.A.	109.8	39.7	0	0	0	0	0	0	149.6	82.8	375.5	17.1	9.6	40.3
Others	22.5	62.8	15.0	0	0	0	0	0	100.2	0	1.8	12.0	0	0.10
<b>TOTAL TONS</b>	<b>2008-09</b>	<b>1.037.1</b>	<b>718.0</b>	<b>387.7</b>	<b>419.6</b>	<b>264.5</b>	<b>222.4</b>	<b>65.3</b>	<b>44.7</b>	<b>3.196.0</b>	<b>0</b>	<b>0</b>	<b>0</b>	<b>0</b>
<b>TOTAL TONS</b>	<b>2007-08</b>	<b>267.6</b>	<b>158.1</b>	<b>252.4</b>	<b>72.4</b>	<b>323.8</b>	<b>68.5</b>	<b>105.5</b>	<b>6.0</b>	<b>1.265.1</b>	<b>0</b>	<b>0</b>	<b>0</b>	<b>0</b>
<b>TOTAL TONS</b>	<b>2006-07</b>	<b>556.4</b>	<b>475.8</b>	<b>213.6</b>	<b>117.6</b>	<b>185.9</b>	<b>68.1</b>	<b>43.3</b>	<b>9.0</b>	<b>0</b>	<b>1.680.8</b>	<b>0</b>	<b>0</b>	<b>0</b>
<b>TOTAL TH.CASES</b>	<b>2008-09</b>	<b>113.9</b>	<b>87.5</b>	<b>43.1</b>	<b>41.9</b>	<b>29.4</b>	<b>11.6</b>	<b>13.9</b>	<b>2.8</b>	<b>0</b>	<b>0</b>	<b>348.3</b>	<b>0</b>	<b>0</b>
<b>TOTAL TH.CASES</b>	<b>2007-08</b>	<b>29.9</b>	<b>19.3</b>	<b>27.8</b>	<b>7.2</b>	<b>36.6</b>	<b>3.5</b>	<b>20.9</b>	<b>0.7</b>	<b>0</b>	<b>0</b>	<b>0</b>	<b>147.1</b>	<b>0</b>
<b>TOTAL TH.CASES</b>	<b>2006-07</b>	<b>61.3</b>	<b>55.8</b>	<b>23.8</b>	<b>11.8</b>	<b>20.6</b>	<b>3.6</b>	<b>8.7</b>	<b>1.0</b>	<b>0</b>	<b>0</b>	<b>0</b>	<b>0</b>	<b>187.1</b>

## Main Varieties Detail

Season 2008/2009 (Tons)

EXPORTER	KIWIS	PLUM	GRAPE	GRAPE	GRAPE	PLUM	APPLE	PLUM	PLUM	NECTARIN	CHERRY	PLUM	PEAR	APPLE
	HAYWARD	ANGELNO	THOMPSON	CRIMSON	R. GLOBE	LARRY ANN	GRANNIES	CONTANZA	E. AMBAR	ART. SNOW	BING	FRIAR	D'ANJOU	RED CHIEF
Aconcha Ltda. Exp. (Aconex)	233.5	93.6	114.6	91.6	140.2	77.7	29.6	142.1	65.5	49.0	16.8	61.0	39.7	39.2
San Fco. Lo Garces. Soc. Ltda.	72.1	71.304	67.6	99.2	30.702	8.2			16.407	35.478	36.961			
Greenvic Comercial S.A.	113.9	61.888	8.7	17.3	42.803				14.42		10.72	0.14		
Los Lirios S.A., Exportadora		87.4				67.4	139.33		20.736					
Del Monte Fresh Produce (Chile) S.A.		66.5	20.1	19.6		22.2			21.168					
Others			62.8											

## Comercializadora e Importadora de Alimentos Impal CA

Venezuela



## Main Species Detail

Season 2008/2009 (Tons)

EXPORTER	APPLE	PEAR	PLUM	GRAPE	CHERRY	KIWIS	NECTARIN	NASHI	TOTAL TONS			TOTAL TH.CASES		
									2008-09	2007-08	2006-07	2008-09	2007-08	2006-07
Exportadora Frutam Ltda.	2.249.1	501.9	75.2	36.7	31.4	15.7	10.1		2.920.0	5.890.3	4.281.9	168.0	363.1	241.6
Alborada S.A.	235.9								235.9			12.4		
<b>TOTAL TONS</b>	<b>2008-09</b>	<b>2.485.1</b>	<b>501.9</b>	<b>75.2</b>	<b>36.7</b>	<b>31.4</b>	<b>15.7</b>	<b>10.1</b>	<b>3.156.0</b>	<b>5.890.3</b>	<b>4.281.9</b>	<b>180.3</b>	<b>363.1</b>	<b>241.6</b>
<b>TOTAL TONS</b>	<b>2007-08</b>	<b>3.828.9</b>	<b>1.267.6</b>	<b>181.7</b>	<b>445.6</b>	<b>21.8</b>	<b>69.8</b>	<b>52.2</b>	<b>10.4</b>	<b>5.890.3</b>	<b>4.281.9</b>	<b>180.3</b>	<b>363.1</b>	<b>241.6</b>
<b>TOTAL TONS</b>	<b>2006-07</b>	<b>3.175.9</b>	<b>903.5</b>	<b>70.6</b>	<b>37.2</b>	<b>28.9</b>	<b>33.5</b>	<b>17.7</b>	<b>10.4</b>	<b>5.890.3</b>	<b>4.281.9</b>	<b>180.3</b>	<b>363.1</b>	<b>241.6</b>
<b>TOTAL TH.CASES</b>	<b>2008-09</b>	<b>130.7</b>	<b>28.0</b>	<b>8.3</b>	<b>4.5</b>	<b>6.3</b>	<b>1.6</b>	<b>1.1</b>	<b>10.4</b>	<b>5.890.3</b>	<b>4.281.9</b>	<b>180.3</b>	<b>363.1</b>	<b>241.6</b>
<b>TOTAL TH.CASES</b>	<b>2007-08</b>	<b>202.0</b>	<b>70.5</b>	<b>19.0</b>	<b>51.6</b>	<b>4.4</b>	<b>7.0</b>	<b>5.8</b>	<b>1.3</b>	<b>5.890.3</b>	<b>4.281.9</b>	<b>180.3</b>	<b>363.1</b>	<b>241.6</b>
<b>TOTAL TH.CASES</b>	<b>2006-07</b>	<b>167.8</b>	<b>50.1</b>	<b>7.5</b>	<b>3.5</b>	<b>5.8</b>	<b>3.4</b>	<b>2.0</b>	<b>1.3</b>	<b>5.890.3</b>	<b>4.281.9</b>	<b>180.3</b>	<b>363.1</b>	<b>241.6</b>

## Main Varieties Detail

Season 2008/2009 (Tons)

EXPORTER	APPLE	PEAR	APPLE	APPLE	APPLE	APPLE	APPLE	APPLE	GRAPE	APPLE	APPLE	CHERRY	PLUM	PLUM
	RICH. D.	PACKHAMS	RY. GALA	NOT DEF	RED CHIEF	R. STARK.	G. SMOOT.	GRANNIES	R. GLOBE	SCARLETT	GOLDEN	BING	ANGELNO	FRIAR
Exportadora Frutam Ltda.	1.190.2	501.9	315.5	257.5	184.9	144.6	51.3	34.6	36.7	35.6	35.0	26.8	21.6	20.2
Alborada S.A.	97.8		118.5				9.5	10.2						





Peque SAC  
Perú

## Main Species Detail

Season 2008/2009 (Tons)

EXPORTER	APPLE	PEAR	PLUM	GRAPE	KIWIS	TOTAL TONS			TOTAL TH.CASES		
						2008-09	2007-08	2006-07	2008-09	2007-08	2006-07
Aroc. Gonzalez	833.7	88.8	127.0			1,049.5	23.5		56.8	1.2	
Patricio Neorete Ltda.. Soc. Exp.	157.6	425.4				583.0	540.0	45.7	31.6	29.2	2.4
Marta Gonzalez	401.4	106.0				507.4			25.9		
Briofrut Import.Export.Eirl	331.5	63.2				394.7	1,261.1	1,795.9	20.3	65.0	93.6
Pesquera Marauquilla Ltda.	229.6					229.6	324.8	47.2	11.7	16.6	2.4
Lontue S.A., Dist. de Frutas ( Lonfrut)	30.3	84.1				114.4			6.3		
Jaime Soler S.A., Agroindustrial		69.6				69.6			3.9		
V&V Limitada	67.6					67.6			3.5		
Others	68.6			44.4		112.9	618.6	1,739.6	7.2	38.5	88.6
<b>TOTAL TONS</b>	<b>2008-09</b>	<b>2,120.3</b>	<b>837.0</b>	<b>127.0</b>	<b>44.4</b>	<b>3,123.7</b>					
<b>TOTAL TONS</b>	<b>2007-08</b>	<b>1,804.6</b>	<b>732.9</b>	<b>118.0</b>	<b>112.5</b>		<b>2,768.0</b>				
<b>TOTAL TONS</b>	<b>2006-07</b>	<b>2,876.7</b>	<b>657.6</b>	<b>76.1</b>		<b>18.0</b>		<b>3,628.4</b>			
<b>TOTAL TH.CASES</b>	<b>2008-09</b>	<b>106.8</b>	<b>46.5</b>	<b>10.1</b>	<b>3.7</b>				<b>167.1</b>		
<b>TOTAL TH.CASES</b>	<b>2007-08</b>	<b>90.4</b>	<b>40.7</b>	<b>9.9</b>	<b>9.4</b>					<b>150.4</b>	
<b>TOTAL TH.CASES</b>	<b>2006-07</b>	<b>143.9</b>	<b>36.5</b>	<b>5.5</b>		<b>1.1</b>					<b>187.0</b>

## Main Varieties Detail

Season 2008/2009 (Tons)

EXPORTER	PEAR	APPLE	APPLE	APPLE	APPLE	APPLE	PLUM	APPLE	PLUM	GRAPE	APPLE	APPLE	PEAR	GRAPE
	PACKHAMS	SCARLETT	RED CHIEF	RICH. D.	RY. GALA	GRANNIES	FORTUNE	FUJI	LARRY ANN	R. GLOBE	R. STARK.	TOP RED	BARTL. V.	THOMPSON
Aroc. Gonzalez	84.8	433.2	190.8		149.0	52.9	72.2	7.8	54.8				4.0	
Patricio Neorete Ltda.. Soc. Exp.	425.4		2.9	121.5		11.1		22.1						
Marta Gonzalez	106.0	252.4	73.5		57.7	11.1		6.7						
Briofrut Import.Export.Eirl	63.2	128.4	100.6	19.5	33.1	12.9		11.1			25.9			
Pesquera Marauquilla Ltda.			23.3	184.0				22.3						
Lontue S.A., Dist. de Frutas ( Lonfrut)	84.1		4.7	25.6										
Jaime Soler S.A., Agroindustrial	69.6													
Others	748.2	380.7	205.0	393.4	162.7	44.6		62.3		44.4	25.9	12.0		



Av. de las Américas, 2795  
Guayas, Guayaquil  
Ecuador

Transmariner S.A.  
Phone: (5934) 282251  
Fax: (5934) 280216  
Contact: Ivan Ramos

## Main Species Detail

Season 2008/2009 (Tons)

EXPORTER	APPLE	PEAR	GRAPE	KIWIS	PEACH	PLUM	NECTARIN	CHERRY	TOTAL TONS			TOTAL TH.CASES		
									2008-09	2007-08	2006-07	2008-09	2007-08	2006-07
Exportadora Frutam Ltda.	1,829.4	477.1	402.7	121.4	92.3	52.1	33.2	4.9	3,016.8	4,105.1	4,029.9	195.2	241.4	242.4
Copefrut S.A.			17.7						17.7			2.2		
<b>TOTAL TONS</b>	<b>2008-09</b>	<b>1,829.4</b>	<b>477.1</b>	<b>420.4</b>	<b>121.4</b>	<b>92.3</b>	<b>33.2</b>	<b>4.9</b>	<b>3,034.5</b>					
<b>TOTAL TONS</b>	<b>2007-08</b>	<b>2,707.9</b>	<b>737.5</b>	<b>378.7</b>	<b>104.4</b>	<b>108.0</b>	<b>34.6</b>	<b>23.9</b>	<b>8.3</b>	<b>4,105.1</b>				
<b>TOTAL TONS</b>	<b>2006-07</b>	<b>2,486.1</b>	<b>707.4</b>	<b>452.8</b>	<b>148.6</b>	<b>160.2</b>	<b>48.0</b>	<b>17.6</b>	<b>3.7</b>		<b>4,029.9</b>			
<b>TOTAL TH.CASES</b>	<b>2008-09</b>	<b>93.8</b>	<b>26.5</b>	<b>47.7</b>	<b>11.1</b>	<b>7.8</b>	<b>5.5</b>	<b>3.7</b>	<b>0.9</b>			<b>197.4</b>		
<b>TOTAL TH.CASES</b>	<b>2007-08</b>	<b>139.9</b>	<b>41.0</b>	<b>33.4</b>	<b>10.4</b>	<b>9.0</b>	<b>3.7</b>	<b>2.6</b>	<b>1.1</b>				<b>241.4</b>	
<b>TOTAL TH.CASES</b>	<b>2006-07</b>	<b>129.1</b>	<b>39.8</b>	<b>39.3</b>	<b>14.8</b>	<b>11.9</b>	<b>4.6</b>	<b>1.4</b>	<b>0.7</b>					<b>242.4</b>

## Main Varieties Detail

Season 2008/2009 (Tons)

EXPORTER	APPLE	APPLE	PEAR	GRAPE	APPLE	KIWIS	GRAPE	APPLE	PEAR	APPLE	APPLE	APPLE	PLUM	PEAR
	RY. GALA	RICH. D.	PACKHAMS	R. GLOBE	GRANNIES	HAYWARD	THOMPSON	NOT DEF	BARTL. V.	RED CHIEF	G. SPUR	G. SMOOTH.	ANGELNO	NOT DEF
Exportadora Frutam Ltda.	709.1	708.0	387.3	308.1	175.4	121.4	85.9	83.5	66.8	43.4	37.9	30.4	25.6	23.0
Copefrut S.A.				17.7										



### Main Species Detail

Season 2008/2009 (Tons)

EXPORTER	APPLE	PEAR	PLUM	GRAPE	KIWIS	NECTARIN	CHERRY	APRICOT	TOTAL TONS			TOTAL TH.CASES		
									2008-09	2007-08	2006-07	2008-09	2007-08	2006-07
TvT Export S.A.	2.189.7	366.3	168.8	129.6	61.6	46.1	19.2	2.6	2.984.0	1.861.8	191.8	189.9	127.7	12.7
TOTAL TONS	2008-09	2.189.7	366.3	168.8	129.6	61.6	46.1	19.2	2.6	2.984.0				
TOTAL TONS	2007-08	1.126.5	299.5	88.1	307.1	44.8	16.1	17.0		1.899.2				
TOTAL TONS	2006-07	274.9	46.1		35.4			1.0			357.4			
TOTAL TH.CASES	2008-09	117.5	19.2	18.8	18.9	6.2	5.1	3.8	0.4			189.9		
TOTAL TH.CASES	2007-08	59.1	16.6	9.7	37.5	4.5	1.8	3.3					132.4	
TOTAL TH.CASES	2006-07	14.4	2.6		4.3			0.2						21.5

### Main Varieties Detail

Season 2008/2009 (Tons)

EXPORTER	APPLE		PEAR	PLUM	GRAPE	KIWIS	NECTARIN	CHERRY	APRICOT	APPLE	APPLE	APPLE	KIWIS	PEAR	APPLE	PLUM
	RY. GALA	R. STARK.														
TvT Export S.A.	715.0	444.0	429.3	307.6	284.6	129.6	126.7	100.3	98.7	61.6	61.6	58.8	40.6	23.5		

### Dellafrutta Com. Atac. de Frutas Ltda.

Phone: 55 11 3832 1812 anexo 4  
Fax: 55 11 3832 1812 anexo 6  
e-mail: josefinaarana@ymail.com  
Contact: Josefina Arana/Patricia Pessini

Av. Dr. Gastão Vidigal 1946, Pavilhão HFN, B. 169-170  
Vila Leopoldina - São Paulo / SP - Cep. 05316-900.  
Brasil



### Main Species Detail

Season 2008/2009 (Tons)

EXPORTER	PLUM	GRAPE	KIWIS	APPLE	NECTARIN	PEACH	CHERRY	WALNUT	TOTAL TONS			TOTAL TH.CASES		
									2008-09	2007-08	2006-07	2008-09	2007-08	2006-07
Unifrutti Traders Ltda.		342.6	43.7	70.8			84.4		541.4	391.7	393.9	66.9	48.9	50.3
Del Monte Fresh Produce (Chile) S.A.	292.2	97.4			50.0				439.5	285.8	579.8	49.9	32.7	64.4
San Fco. Lo Garces. Soc. Ltda.	39.1	20.3			78.4	16.6	81.1		235.4	190.4		35.1	22.8	
C v D Internacional S.A.	38.7	47.2	87.4		18.7	18.7			210.7	86.3	82.3	23.0	8.6	8.0
AMS Family S.A., Comercial	82.4			67.8					170.8	64.1	13.4	14.9	5.8	0.7
Rucarav S.A., Exportadora v Servicios	97.3		22.4	21.5					141.2		8.5	14.2		1.7
Aconcaqua Ltda. Exp. (Aconex)	50.5		54.1		15.0				119.6			12.7		
Trinidad Exports S.A.		48.9	68.2						117.1			12.8		
Others	206.0	188.3	64.0	170.1	74.7	169.8	19.7	51.5	962.9	1.113.0	1.223.4	97.5	123.4	125.0
TOTAL TONS	2008-09	806.2	744.7	339.7	330.2	236.8	205.1	185.2	51.5	2.938.7				
TOTAL TONS	2007-08	393.3	466.0	216.5	193.4	350.4	246.7	166.2	41.6		2.131.3			
TOTAL TONS	2006-07	636.8	729.2	129.4	284.1	128.8	196.8	99.0	38.6			2.301.2		
TOTAL TH.CASES	2008-09	88.6	90.8	34.0	17.2	26.1	22.3	38.9	4.5			327.0		
TOTAL TH.CASES	2007-08	42.9	56.8	21.6	10.3	38.3	27.4	33.7	4.2				242.2	
TOTAL TH.CASES	2006-07	69.4	89.0	12.9	14.8	14.0	21.6	19.5	3.9					250.1

### Main Varieties Detail

Season 2008/2009 (Tons)

EXPORTER	ANGELNO	THOMPSON	HAYWARD	CRIMSON	GRANNIES	R. GLOBE	LARRY ANN	BING	B. AMBAR	R. STARK.	SW. SPT.	AUC. RED	FRIAR	WALNUT
Del Monte Fresh Produce (Chile) S.A.	167.2					97.4	80.6		44.4				18.7	
San Fco. Lo Garces. Soc. Ltda.	22.1	20.3						80.5					20.1	
C v D Internacional S.A.	18.5		87.4	47.2			17.1				16.8			
AMS Family S.A., Comercial	41.2						41.2			67.8				
Rucarav S.A., Exportadora v Servicios	97.3		22.4											
Aconcaqua Ltda. Exp. (Aconex)	39.3		54.1										6.6	
Others	475.4	113.2	296.0	112.6	129.7	176.3	145.4	100.2	82.9	67.8	60.2	43.2	42.0	41.5





## Oregon Foods S.A.C.

Phone: 51 (1) 2521091  
 Fax: 51 (1) 4221424  
 e-mail: lcamino@frutasoregon.com  
 Contact: Jose Antonio Camino

Cal. Calle Miguel Dasso 134 Dpto. 401  
 San Isidro, Lima  
 Perú



Calidad y excelencia a su servicio

### Main Species Detail

Season 2008/2009 (Tons)

EXPORTER	APPLE	PEAR	KIWIS	PLUM	GRAPE	PEACH	NECTARIN	NASHI	TOTAL TONS			TOTAL TH.CASES		
									2008-09	2007-08	2006-07	2008-09	2007-08	2006-07
Dole Chile S.A.	739.4	155.8	14.6	3.0	9.7	3.2	3.2		929.0	1,203.9	657.6	49.9	64.1	38.0
Cofeefrut S.A.	547.0	207.4							754.3	610.8	461.1	40.3	32.7	27.1
San Fernando S.A., Frutera (Frusan)	334.7	278.4	11.2	74.3					698.6	555.4	143.7	39.3	30.5	7.7
Río Blanco Ltda. Exportadora			61.6		39.7				101.3			11.0		
Exportadora San Andrés Ltda.	99.8								99.8			5.2		
San Clemente S.A., Exp.	79.4								79.4			4.1		
Fresh Land Chile S.A.	19.6	23.0							42.6			2.3		
Nicofrut S.A.	39.9								39.9			2.1		
Trinidad Exports S.A.	5.4		18.0						23.4	386.5		2.1	24.6	
<b>TOTAL TONS</b>	<b>2008-09</b>	<b>1,865.0</b>	<b>664.6</b>	<b>105.4</b>	<b>77.4</b>	<b>49.4</b>	<b>3.2</b>	<b>3.2</b>	<b>2,768.2</b>					
<b>TOTAL TONS</b>	<b>2007-08</b>	<b>2,072.7</b>	<b>679.8</b>	<b>89.8</b>	<b>57.9</b>	<b>67.6</b>	<b>3.2</b>	<b>5.4</b>	<b>9.6</b>	<b>2,986.0</b>				
<b>TOTAL TONS</b>	<b>2006-07</b>	<b>1,025.6</b>	<b>432.2</b>	<b>14.2</b>	<b>29.6</b>	<b>38.8</b>	<b>10.4</b>	<b>5.2</b>	<b>6.0</b>		<b>1,563.0</b>			
<b>TOTAL TH.CASES</b>	<b>2008-09</b>	<b>96.7</b>	<b>36.9</b>	<b>10.5</b>	<b>5.4</b>	<b>6.0</b>	<b>0.4</b>	<b>0.4</b>				<b>156.3</b>		
<b>TOTAL TH.CASES</b>	<b>2007-08</b>	<b>106.5</b>	<b>37.8</b>	<b>9.0</b>	<b>5.6</b>	<b>8.3</b>	<b>0.4</b>	<b>0.6</b>	<b>1.6</b>				<b>169.7</b>	
<b>TOTAL TH.CASES</b>	<b>2006-07</b>	<b>53.4</b>	<b>24.2</b>	<b>1.4</b>	<b>3.2</b>	<b>5.2</b>	<b>1.1</b>	<b>0.6</b>	<b>0.7</b>					<b>90.0</b>

### Main Varieties Detail

Season 2008/2009 (Tons)

EXPORTER	APPLE	PEAR	APPLE	APPLE	APPLE	APPLE	PEAR	KIWIS	APPLE	APPLE	PLUM	PLUM	GRAPE	PEAR
	RICH. D.	PACKHAMS	RY. GALA	GRANNIES	RED CHIEF	FUJI	NOT DEF	HAYWARD	NOT DEF	R. STARK	FORTUNE	LARRY ANN	R. GLOBE	BOSC
Dole Chile S.A.	364.0	153.5	113.8	91.8		112.3		14.6		57.4				2.3
Cofeefrut S.A.	231.2	69.1	28.0	60.6	166.5		138.2		60.6					
San Fernando S.A., Frutera (Frusan)	113.6	260.1	101.5	97.8		21.8		11.2			45.0	25.9		18.3
Río Blanco Ltda. Exportadora								61.6					21.1	
Exportadora San Andrés Ltda.	74.3				4.7	20.7								
San Clemente S.A., Exp.	39.7		39.6											
Fresh Land Chile S.A.		23.0			14.0				5.6					
Others	458.9	352.3	214.3	158.4	185.1	42.6	138.2	90.8	66.2		45.0	25.9	21.1	18.3

### Starfruit S.A.

Callejón Cuarto 107 y Calle Sexta  
 Guayaquil  
 Ecuador



### Main Species Detail

Season 2008/2009 (Tons)

EXPORTER	APPLE	PEAR	CHERRY	GRAPE	PEACH	PLUM	NECTARIN	TOTAL TONS			TOTAL TH.CASES		
								2008-09	2007-08	2006-07	2008-09	2007-08	2006-07
Carlos Hasbun Hasbun E. Exportadora	2,505.5	65.5	33.0	31.3	15.1	10.4	4.0	2,664.8	907.4		132.0	42.4	
<b>TOTAL TONS</b>	<b>2008-09</b>	<b>2,505.5</b>	<b>65.5</b>	<b>33.0</b>	<b>31.3</b>	<b>15.1</b>	<b>4.0</b>	<b>2,664.8</b>	<b>907.4</b>				
<b>TOTAL TONS</b>	<b>2007-08</b>	<b>907.4</b>							<b>907.4</b>				
<b>TOTAL TONS</b>	<b>2006-07</b>	<b>290.8</b>								<b>290.8</b>			
<b>TOTAL TH.CASES</b>	<b>2008-09</b>	<b>118.5</b>	<b>3.1</b>	<b>3.3</b>	<b>3.8</b>	<b>1.7</b>	<b>1.2</b>	<b>0.4</b>			<b>132.0</b>		
<b>TOTAL TH.CASES</b>	<b>2007-08</b>	<b>42.4</b>										<b>42.4</b>	
<b>TOTAL TH.CASES</b>	<b>2006-07</b>	<b>13.1</b>											<b>13.1</b>

### Main Varieties Detail

Season 2008/2009 (Tons)

EXPORTER	APPLE	APPLE	APPLE	APPLE	PEAR	APPLE	CHERRY	GRAPE	APPLE	PEACH	PLUM	PEACH	NECTARIN	PLUM
	RY. GALA	RICH. D.	GRANNIES	R. STARK	PACKHAMS	FUJI	BING	REGAL	RED CHIEF	RED LADY	B. AMBAR	E RICH	SP. BRIGHT	FORTUNE
Carlos Hasbun Hasbun E. Exportadora	1,544.9	543.3	193.1	163.8	65.5	50.7	33.0	31.3	9.6	8.9	7.5	6.3	3.0	1.9



www.grupodispersa.com

Km 16.5 Carretera a San Juan Sacatepequez  
Condominio Industrial Mixco Norte, Lote A-9 y A-10  
Guatemala

Grupo Dispersa, S.A

Phone: 502 - 2421-3800  
Fax: 502 - 2421-3801 / 2421-3817  
e-mail: gdispersa@yahoo.com  
Contact: Karen Merck

## Main Species Detail

Season 2008/2009 (Tons)

EXPORTER	APPLE	GRAPE	PEACH	PEAR	PLUM	NECTARIN	KIWIS	NASHI	TOTAL TONS			TOTAL TH.CASES		
									2008-09	2007-08	2006-07	2008-09	2007-08	2006-07
Unifrutti Traders Ltda.	1,663.1	80.3		10.3			3.4		1,762.3	1,553.3	1,786.2	94.7	81.3	110.4
Greenvic Comercial S.A.	68.5	135.0	123.3	21.2	47.6	35.5	9.6	14.0	456.5	294.5	462.5	44.6	29.4	39.8
Frutamerica S.A. Exp.		70.9							70.9	54.1	42.1	8.7	6.4	3.5
Verfrut S.A.. Sociedad Exportadora	70.6								70.6	45.0		3.4	3.6	
South Fruits Chile S.A.	47.4	13.9							61.3	68.3		4.6	4.8	
Comercial Prontoexport Ltda.		52.2							52.2	73.8	18.6	6.3	8.0	2.0
David del Curto S.A.				45.1			3.6		48.7	64.8		2.9	3.5	
Nicofrut S.A.	19.7			23.0					42.8	67.5		2.3	3.7	
Others	29.0			16.1					45.1	630.0	1,600.4	2.4	36.2	87.1
<b>TOTAL TONS</b>	<b>2008-09</b>	<b>1,898.3</b>	<b>352.2</b>	<b>123.3</b>	<b>115.7</b>	<b>47.6</b>	<b>35.5</b>	<b>16.6</b>	<b>14.0</b>	<b>2,610.2</b>				
<b>TOTAL TONS</b>	<b>2007-08</b>	<b>2,255.1</b>	<b>272.9</b>	<b>133.1</b>	<b>71.9</b>	<b>35.6</b>	<b>41.9</b>	<b>26.5</b>	<b>13.3</b>		<b>2,851.3</b>			
<b>TOTAL TONS</b>	<b>2006-07</b>	<b>3,044.8</b>	<b>404.7</b>	<b>145.1</b>	<b>163.9</b>	<b>44.4</b>	<b>56.2</b>	<b>28.6</b>	<b>17.9</b>			<b>3,909.8</b>		
<b>TOTAL TH.CASES</b>	<b>2008-09</b>	<b>96.4</b>	<b>39.9</b>	<b>13.7</b>	<b>6.9</b>	<b>4.9</b>	<b>3.9</b>	<b>1.7</b>	<b>1.7</b>				<b>169.9</b>	
<b>TOTAL TH.CASES</b>	<b>2007-08</b>	<b>114.7</b>	<b>30.4</b>	<b>14.7</b>	<b>4.3</b>	<b>3.7</b>	<b>4.6</b>	<b>2.6</b>	<b>1.7</b>				<b>176.8</b>	
<b>TOTAL TH.CASES</b>	<b>2006-07</b>	<b>155.5</b>	<b>45.5</b>	<b>16.0</b>	<b>9.5</b>	<b>4.4</b>	<b>6.1</b>	<b>2.9</b>	<b>2.3</b>					<b>242.8</b>

## Main Varieties Detail

Season 2008/2009 (Tons)

EXPORTER	APPLE	GRAPE	APPLE	APPLE	APPLE	APPLE	PEAR	PLUM	GRAPE	PEAR	PEACH	APPLE	PEACH	GRAPE
	RY. GALA	R. GLOBE	RICH. D.	FUJI	GRANNIES	RED CHIEF	BOSC	ANGELINO	THOMPSON	C. BOSC	R-CHANG	NOT DEF	SW. SPT.	CRIMSON
Unifrutti Traders Ltda.	1,242.1	56.8	140.3	103.9	68.2	55.0			21.8			25.3		
Greenvic Comercial S.A.	49.1	115.4		19.4			7.8	34.2	3.5		28.1		23.0	12.5
Frutamerica S.A. Exp.		60.4												7.9
Verfrut S.A.. Sociedad Exportadora	70.6													
South Fruits Chile S.A.	47.4	8.9							5.0					
Comercial Prontoexport Ltda.		42.0							3.1					1.6
David del Curto S.A.							7.6			29.4				
Others	190.4	226.6		19.4	25.4		50.0	34.2	11.7	29.4	28.1		23.0	21.9



Av. las Camelias Nro. 790 Dpto. 501  
San Isidro, Lima  
Perú

WSW Trading S.A

Phone: 51 (1) 4215266  
Fax: 51 (1) 3489634  
Contact: José Luis Tommasini Sánchez

## Main Species Detail

Season 2008/2009 (Tons)

EXPORTER	APPLE	PEAR	KIWIS	GRAPE	CHERRY	PLUM	NECTARIN	PEACH	TOTAL TONS			TOTAL TH.CASES		
									2008-09	2007-08	2006-07	2008-09	2007-08	2006-07
Unifrutti Traders Ltda.	1,692.0	6.0	42.4	13.4	14.4	11.4	7.6	3.6	1,790.8	1,553.2	1,603.0	99.2	85.3	89.9
Copefrut S.A.	262.8	69.1							331.9			17.7		
Sofruco Alimentos Ltda.	19.6	164.2							183.7	132.6	195.8	10.1	7.4	10.7
San Clemente S.A.. Exp.	99.6			32.6					132.2			9.5		
San Clemente Ltda. Agrícola	59.3								59.3			3.1		
Trinidad Exports S.A.			23.6						23.6	276.9		2.4	17.9	
Jorae E. Isopi	21.3								21.3			1.1		
Inver. Agrícola Buenos Aires S.A.	19.8								19.8			1.0		
<b>TOTAL TONS</b>	<b>2008-09</b>	<b>2,174.3</b>	<b>239.3</b>	<b>66.0</b>	<b>46.0</b>	<b>14.4</b>	<b>11.4</b>	<b>7.6</b>	<b>3.6</b>	<b>2,562.6</b>				
<b>TOTAL TONS</b>	<b>2007-08</b>	<b>1,764.5</b>	<b>174.8</b>	<b>44.8</b>	<b>17.5</b>	<b>19.5</b>	<b>12.1</b>	<b>11.1</b>		<b>2,108.8</b>				
<b>TOTAL TONS</b>	<b>2006-07</b>	<b>1,694.1</b>	<b>184.1</b>	<b>17.9</b>	<b>27.1</b>	<b>5.8</b>	<b>16.8</b>	<b>16.1</b>	<b>13.7</b>		<b>2,095.7</b>			
<b>TOTAL TH.CASES</b>	<b>2008-09</b>	<b>112.6</b>	<b>13.3</b>	<b>6.6</b>	<b>6.0</b>	<b>2.9</b>	<b>1.3</b>	<b>0.9</b>	<b>0.4</b>				<b>144.1</b>	
<b>TOTAL TH.CASES</b>	<b>2007-08</b>	<b>90.7</b>	<b>9.8</b>	<b>4.5</b>	<b>2.1</b>	<b>2.8</b>	<b>2.0</b>	<b>1.3</b>	<b>1.2</b>				<b>118.6</b>	
<b>TOTAL TH.CASES</b>	<b>2006-07</b>	<b>87.2</b>	<b>10.5</b>	<b>1.8</b>	<b>3.3</b>	<b>1.2</b>	<b>1.7</b>	<b>1.8</b>	<b>1.6</b>					<b>118.5</b>

## Main Varieties Detail

Season 2008/2009 (Tons)

EXPORTER	APPLE	APPLE	APPLE	APPLE	PEAR	KIWIS	APPLE	APPLE	PEAR	PEAR	PEAR	GRAPE	GRAPE	GRAPE
	RICH. D.	RY. GALA	FUJI	GRANNIES	PACKHAMS	HAYWARD	RED CHIEF	NOT DEF	BARTL. V.	BOSC	NOT DEF	THOMPSON	R. GLOBE	SUGARONE
Unifrutti Traders Ltda.	640.8	419.2	316.5	247.7		42.4	64.2					6.0		10.9
Copefrut S.A.	181.9	30.9			46.1				50.0			23.0		
Sofruco Alimentos Ltda.		19.6			83.5					46.1	34.6			
San Clemente S.A.. Exp.	60.1	39.5										16.5	13.1	
San Clemente Ltda. Agrícola	59.3													
Trinidad Exports S.A.						23.6								
Jorae E. Isopi	21.3													
Inver. Agrícola Buenos Aires S.A.	19.8													

## Interamericana de Frutas V.G.

Phone: 58 (212) 6829574  
Fax: 58 (212) 6814090

Mercado Mayor de Coche  
Edificio E, Local 13. Caracas  
Venezuela



### Main Species Detail

Season 2008/2009 (Tons)

EXPORTER	APPLE	PEAR	GRAPE	KIWIS	PLUM	MAND.	CHERRY	NECTARIN	TOTAL TONS			TOTAL TH.CASES		
									2008-09	2007-08	2006-07	2008-09	2007-08	2006-07
Unifrutti Traders Ltda.	1,348.0	22.8	84.3	22.4	21.5				1,499.1	1,649.6	709.5	88.4	115.1	48.1
San Fernando S.A.. Frutera (Frusan)	618.8	414.8							1,033.6	1,418.8	981.7	55.7	79.5	54.5
<b>TOTAL TONS</b>	<b>2,008-09</b>	<b>1,966.8</b>	<b>437.6</b>	<b>84.3</b>	<b>22.4</b>	<b>21.5</b>			<b>2,532.7</b>					
<b>TOTAL TONS</b>	<b>2007-08</b>	<b>2,136.7</b>	<b>517.5</b>	<b>300.4</b>	<b>44.8</b>	<b>99.5</b>	<b>67.2</b>	<b>20.3</b>	<b>14.1</b>	<b>3,204.6</b>				
<b>TOTAL TONS</b>	<b>2006-07</b>	<b>1,229.9</b>	<b>391.4</b>	<b>218.6</b>		<b>37.3</b>		<b>4.9</b>	<b>13.0</b>		<b>1,898.0</b>			
<b>TOTAL TH.CASES</b>	<b>2008-09</b>	<b>104.1</b>	<b>25.3</b>	<b>10.3</b>	<b>2.2</b>	<b>2.2</b>						<b>144.1</b>		
<b>TOTAL TH.CASES</b>	<b>2007-08</b>	<b>111.6</b>	<b>29.8</b>	<b>36.6</b>	<b>4.5</b>	<b>10.7</b>	<b>6.7</b>	<b>1.4</b>	<b>1.6</b>				<b>203.3</b>	
<b>TOTAL TH.CASES</b>	<b>2006-07</b>	<b>65.2</b>	<b>21.8</b>	<b>26.7</b>		<b>4.0</b>		<b>1.0</b>	<b>1.4</b>					<b>120.4</b>

### Main Varieties Detail

Season 2008/2009 (Tons)

EXPORTER	APPLE	APPLE	PEAR	APPLE	APPLE	GRAPE	PEAR	APPLE	GRAPE	PEAR	KIWIS	PLUM	APPLE	PEAR
	RY. GALA	RICH. D.	PACKHAMS	RED CHIEF	GRANNIES	R. GLOBE	D'ANJOU	G. SMOOT	SUGRAONE	COSCIA	HAYWARD	ANGELNO	FUJI	BOSC
Unifrutti Traders Ltda.	913.7	149.1		196.9	51.0	53.1		26.6	25.7	22.8	22.4	21.5	10.8	
San Fernando S.A.. Frutera (Frusan)	169.4	403.6	359.5		45.9		48.4							5.8

### Silvestrin Frutas Ltda.

Phone: 55 (54) 2109 3555  
Fax: 55 (54) 2109 3556  
e-mail: matriz@silvestrinfrutas.com.br  
Contact: Gervásio Silvestrin

[www.silvestrinfrutas.com.br](http://www.silvestrinfrutas.com.br)

VRS - Km 2,0 - São Luiz  
Farroupilha - RS  
Brasil



### Main Species Detail

Season 2008/2009 (Tons)

EXPORTER	KIWIS	PLUM	NECTARIN	GRAPE	PEACH	APPLE	NASHI	CHERRY	TOTAL TONS			TOTAL TH.CASES		
									2008-09	2007-08	2006-07	2008-09	2007-08	2006-07
Agrícola Los Mavos Ltda.	20.8	366.3	214.3		113.4		10.6		725.3	650.3		80.3	75.7	
Fruaal S.A.. Exportadora	492.2	88.3				43.1	10.1		691.7	274.1	155.0	64.2	26.8	15.2
Terrafrut S.A	65.5	106.6	73.1	119.1	0.9				365.3	216.8	878.5	37.0	21.4	93.0
Exportadora Campofrut Ltda.	108.2	42.5				40.6		28.4	432.9	207.5	486.7	21.5	24.0	50.7
Delifruit S.A		22.5	22.5	66.4					133.8	67.4	374.5	13.1	7.5	42.0
Araucaria Exportaciones S.A.	22.7	3.7	18.7		20.6				65.8	86.1	22.9	7.1	9.6	2.3
Planet S.A. Exportadora				37.9					37.9			4.6		
Trinidad Exports S.A.	22.9								22.9		22.7	2.3		2.27
Others							18.3		39.2	109.3	102.6	4.8	11.6	12.4
<b>TOTAL TONS</b>	<b>2008-09</b>	<b>891.4</b>	<b>689.9</b>	<b>328.5</b>	<b>223.4</b>	<b>134.9</b>	<b>124.9</b>	<b>69.5</b>	<b>38.9</b>	<b>2,514.9</b>				
<b>TOTAL TONS</b>	<b>2007-08</b>	<b>521.4</b>	<b>260.3</b>	<b>406.5</b>	<b>66.1</b>	<b>252.7</b>	<b>21.168</b>	<b>48.992</b>	<b>34.44</b>		<b>1,611.6</b>			
<b>TOTAL TONS</b>	<b>2006-07</b>	<b>563.6</b>	<b>718.9</b>	<b>303.6</b>	<b>127.91</b>	<b>154.5</b>	<b>109.7</b>	<b>56.0</b>	<b>8.6</b>			<b>2,042.8</b>		
<b>TOTAL TH.CASES</b>	<b>2008-09</b>	<b>89.2</b>	<b>76.2</b>	<b>36.5</b>	<b>23.3</b>	<b>14.3</b>	<b>6.8</b>	<b>11.5</b>	<b>7.8</b>			<b>266.5</b>		
<b>TOTAL TH.CASES</b>	<b>2007-08</b>	<b>52.1</b>	<b>28.9</b>	<b>45.2</b>	<b>5.3</b>	<b>28.1</b>	<b>1.176</b>	<b>8.92</b>	<b>6.888</b>				<b>176.6</b>	
<b>TOTAL TH.CASES</b>	<b>2006-07</b>	<b>56.4</b>	<b>80.5</b>	<b>33.7</b>	<b>15.476</b>	<b>16.5</b>	<b>5.6</b>	<b>7.9</b>	<b>1.72</b>					<b>217.8</b>

### Main Varieties Detail

Season 2008/2009 (Tons)

EXPORTER	KIWIS	PLUM	GRAPE	NECTARIN	APPLE	PEACH	PLUM	PLUM	PLUM	PLUM	NECTARIN	PLUM	PLUM	NASHI
	HAYWARD	ANGELNO	R. GLOBE	ART. SNOW	GRANNIES	SPT. SUN	FORTUNE	LARRY ANN	LEMON	FLV. RICH	SM. BRITE	AUT. FRIDE	PK. DEL	HOSUI
Agrícola Los Mavos Ltda.	20.8	171.3		69.8		57.1	33.2	18.5	30.3	29.4		12.8	25.8	
Fruaal S.A.. Exportadora	536.9	88.3			43.1									
Terrafrut S.A	65.5	75.8	97.0	39.3			5.0	10.2			29.1	15.0		
Exportadora Campofrut Ltda.	222.6	25.2			60.9		33.7	9.1						44.992
Delifruit S.A		22.5	65.6	22.5										
Araucaria Exportaciones S.A.	22.7													
Planet S.A. Exportadora			37.9											
Others	22.9													18.3



Delia Calles  
Bolivia

### Main Species Detail

Season 2008/2009 (Tons)

EXPORTER		APPLE	CHERRY	PLUM	KIWIS	PERSIMON	TOTAL TONS			TOTAL TH.CASES		
							2008-09	2007-08	2006-07	2008-09	2007-08	2006-07
Patricio Nearete Ltda., Soc. Exp.		1,050.4		22.4	11.5		1,084.3	788.2	898.4	45.7	33.3	37.8
Briofrut Import.Export.Eirl		529.8					529.8	511.4		23.0	20.8	
Marta Gonzalez		442.2					442.2			18.6		
Luis A. Diaz		187.2					187.2			7.7		
Luis Diaz		162.6					162.6			6.8		
San Fco. Lo Garces, Soc. Ltda.			49.9				49.9	98.2	36.8	5.0	9.8	2.9
<b>TOTAL TONS</b>	<b>2008-09</b>	<b>2,372.1</b>	<b>49.9</b>	<b>22.4</b>	<b>11.5</b>		<b>2,455.9</b>					
<b>TOTAL TONS</b>	<b>2007-08</b>	<b>1,314.3</b>	<b>87.4</b>		<b>20.2</b>	<b>4.8</b>		<b>1,426.7</b>				
<b>TOTAL TONS</b>	<b>2006-07</b>	<b>925.7</b>	<b>16.7</b>		<b>39.1</b>				<b>981.5</b>			
<b>TOTAL TH.CASES</b>	<b>2008-09</b>	<b>100.3</b>	<b>5.0</b>	<b>1.0</b>	<b>0.5</b>					<b>106.9</b>		
<b>TOTAL TH.CASES</b>	<b>2007-08</b>	<b>54.6</b>	<b>9.2</b>		<b>1.2</b>	<b>0.5</b>					<b>65.4</b>	
<b>TOTAL TH.CASES</b>	<b>2006-07</b>	<b>38.6</b>	<b>1.7</b>		<b>2.4</b>							<b>42.6</b>

### Main Varieties Detail

Season 2008/2009 (Tons)

EXPORTER	APPLE		CHERRY	APPLE		PLUM	APPLE	KIWIS	PERSIMON
	RY. GALA	GRANNIES		RED CHIEF	BING				
Patricio Nearete Ltda., Soc. Exp.	832.6	105.8	59.9			18.1	33.9	22.4	11.5
Briofrut Import.Export.Eirl	324.1	72.0	95.3			25.2		13.1	
Marta Gonzalez	370.2	19.4	41.5			2.0		9.1	
Luis A. Diaz	158.5	18.4					10.2		
Luis Diaz	138.4	12.1	12.1						
San Fco. Lo Garces, Soc. Ltda.				49.9					



Mdo. Frutihortícola Córdoba Argentina, Nave 7 pto 716/18/20  
C.P. 5012, Córdoba  
Argentina

Tanus Jalil e Hijos S.R.L.

Phone: 54 (351) 4961555/1266

Fax: 54 (351) 4961292

e-mail: informes@tanusjalil.com.ar

Contact: Jose Luis Jalil

### Main Species Detail

Season 2008/2009 (Tons)

EXPORTER		KIWIS	APPLE	GRAPFR.	GRAPE	AVOCADO	ORANGE	PLUM	NECTARIN	TOTAL TONS			TOTAL TH.CASES		
										2008-09	2007-08	2006-07	2008-09	2007-08	2006-07
Frujal S.A., Exportadora		576.4								576.4	485.0	710.1	57.6	50.4	71.2
Santa Cruz S.A., Exportadora		21.4		264.3		198.8	71.5			556.1	119.8	322.7	44.9	11.6	28.4
Unifrutti Traders Ltda.		165.3	190.6		37.8					393.6	317.6	138.2	31.4	32.1	15.4
Río Blanco Ltda. Exportadora		66.5			156.6					223.1	29.4		25.7	3.6	
Propal S.A., Exportadora						21.7	116.1			137.7	46.7	22.5	8.7	3.4	1.4
David del Curto S.A.		65.0	62.9							128.8	134.4	68.9	9.9	13.4	6.9
Convallis S.A. Exportadora					57.8			13.6	35.0	118.5			13.9		
C y D Internacional S.A.		87.9						14.1	6.0	108.1	42.6	74.2	11.0	4.3	7.4
Others		86.5	66.7			22.0		21.7		197.0	402.5	543.6	16.5	35.9	48.8
<b>TOTAL TONS</b>	<b>2008-09</b>	<b>1,069.1</b>	<b>320.2</b>	<b>264.3</b>	<b>252.2</b>	<b>242.6</b>	<b>187.5</b>	<b>49.4</b>	<b>41.0</b>	<b>2,439.3</b>					
<b>TOTAL TONS</b>	<b>2007-08</b>	<b>977.1</b>	<b>147.4</b>	<b>19.2</b>	<b>185.2</b>	<b>100.7</b>	<b>25.1</b>	<b>102.5</b>			<b>1,578.0</b>				
<b>TOTAL TONS</b>	<b>2006-07</b>	<b>1,279.0</b>		<b>76.2</b>	<b>131.2</b>	<b>197.3</b>	<b>151.6</b>	<b>41.8</b>				<b>1,880.1</b>			
<b>TOTAL TH.CASES</b>	<b>2008-09</b>	<b>106.8</b>	<b>17.1</b>	<b>19.6</b>	<b>30.8</b>	<b>22.8</b>	<b>11.2</b>	<b>5.6</b>	<b>4.6</b>				<b>219.8</b>		
<b>TOTAL TH.CASES</b>	<b>2007-08</b>	<b>97.6</b>	<b>7.8</b>	<b>1.2</b>	<b>22.6</b>	<b>9.1</b>	<b>1.4</b>	<b>11.2</b>						<b>154.7</b>	
<b>TOTAL TH.CASES</b>	<b>2006-07</b>	<b>127.9</b>		<b>5.1</b>	<b>14.7</b>	<b>17.7</b>	<b>9.1</b>	<b>4.6</b>							<b>179.6</b>

### Main Varieties Detail

Season 2008/2009 (Tons)

EXPORTER		KIWIS	GRAPFR.	GRAPE	AVOCADO	ORANGE	APPLE	APPLE	APPLE	ORANGE	NECTARIN	PLUM	ORANGE	ORANGE	PLUM
Frujal S.A., Exportadora		576.4													
Santa Cruz S.A., Exportadora		21.4	264.3		198.8	29.1				42.4					
Unifrutti Traders Ltda.		165.3		37.8			107.9		73.4						
Río Blanco Ltda. Exportadora		66.5		151.1											
Propal S.A., Exportadora					21.7	80.3							15.0	14.5	
David del Curto S.A.		65.0						58.1	4.8						
Convallis S.A. Exportadora				57.8							35.0	1.0			
Others		492.6	264.3	246.7	242.6	109.4	107.9	103.4	99.6	42.4	35.0	22.8	15.0	14.5	14.1

**Putruele Hnos.S.A.A.I.C.**

Phone: 554 (3327) 442 960  
 Fax: 54 (3327) 453 643  
 e-mail: jsalviu@putruele.com.ar  
 Contact: Josefina Salvio

Mercado Central Nave 11 Puesto 48 (1771)  
 Villa Celina - Buenos Aires  
 Argentina

**Putruele Hnos. S.A.A.I.C.**
**Main Species Detail**

Season 2008/2009 (Tons)

EXPORTER	KIWIS	AVOCADO	GRAPFR.	ORANGE	PLUM	GRAPE	LEMON	APRICOT	TOTAL TONS			TOTAL TH.CASES		
									2008-09	2007-08	2006-07	2008-09	2007-08	2006-07
Aconcaqua Ltda. Exp. (Aconex)	131.0			167.0	196.4	38.6	46.2	41.7	663.2	505.2	207.4	63.6	54.9	22.2
Propal S.A., Exportadora		358.9		22.5					383.9	192.7	166.2	35.0	19.5	16.8
David del Curto S.A.	309.2					18.9			348.9	347.5	218.2	36.0	39.1	22.7
Exportadora Los Libertadores		65.1	96.4	85.9					269.0	398.5	11.8	20.7	33.2	1.2
Fruchac Export S.A.		49.5	194.0	5.7					249.3	27.9		17.6	2.4	
C v D Internacional S.A.	192.5								192.5	84.2	65.5	19.2	8.4	6.6
Frual S.A., Exportadora	67.2								67.2	44.8	21.8	6.7	4.5	2.2
Southern Fruit. Exportadora			63.1						63.1			4.1		
Others	54.6	9.7	18.9	42.8		33.2			159.1	93.8	605.2	14.3	9.2	57.9
<b>TOTAL TONS</b>	<b>2008-09</b>	<b>754.6</b>	<b>483.1</b>	<b>372.3</b>	<b>324.0</b>	<b>196.4</b>	<b>90.6</b>	<b>46.2</b>	<b>41.7</b>	<b>2,396.2</b>				
<b>TOTAL TONS</b>	<b>2007-08</b>	<b>676.9</b>	<b>446.2</b>	<b>174.4</b>	<b>16.6</b>	<b>79.2</b>	<b>101.7</b>		<b>115.9</b>	<b>1,694.6</b>				
<b>TOTAL TONS</b>	<b>2006-07</b>	<b>514.1</b>	<b>340.3</b>	<b>121.0</b>	<b>55.0</b>	<b>64.9</b>	<b>26.0</b>		<b>136.7</b>		<b>1,296.0</b>			
<b>TOTAL TH.CASES</b>	<b>2008-09</b>	<b>75.7</b>	<b>44.0</b>	<b>25.0</b>	<b>20.9</b>	<b>21.8</b>	<b>11.1</b>	<b>2.7</b>	<b>5.1</b>			<b>217.3</b>		
<b>TOTAL TH.CASES</b>	<b>2007-08</b>	<b>67.7</b>	<b>41.3</b>	<b>11.6</b>	<b>1.1</b>	<b>9.2</b>	<b>12.7</b>		<b>14.0</b>				<b>171.2</b>	
<b>TOTAL TH.CASES</b>	<b>2006-07</b>	<b>51.4</b>	<b>32.0</b>	<b>8.1</b>	<b>3.7</b>	<b>7.2</b>	<b>3.2</b>		<b>17.6</b>					<b>129.5</b>

**Main Varieties Detail**

Season 2008/2009 (Tons)

EXPORTER	KIWIS	AVOCADO	GRAPFR.	ORANGE	PLUM	GRAPE	ORANGE	PLUM	LEMON	PLUM	APRICOT	NASHI	APRICOT	APPLE
	HAYWARD	HASS	STAR RUBY	LANE LATE	ANGELENO	R. GLOBE	NAVEL LT.	B. ANBAR	GENOVA	CONTANZA	MODESTO	HOSUI	C. BRITE	RICH. D.
Aconcaqua Ltda. Exp. (Aconex)	131.0			161.3	91.7	38.6	5.8	67.4	46.2	29.8	23.9		14.3	14.3
Propal S.A., Exportadora		358.9		20.9			1.3							
David del Curto S.A.	309.2					18.9						20.8		
Exportadora Los Libertadores		65.1	96.4	15.6			70.3							
Fruchac Export S.A.		49.5	194.0											
C v D Internacional S.A.	192.5													
Frual S.A., Exportadora	67.2													
Others	623.5	483.1	372.3	72.1		52.1	77.6					20.8		

**F Y F Corp S.A.C.**
[www.fyfcorp.com](http://www.fyfcorp.com)

Phone: 51 (1) 3625440  
 Fax: 51 (1) 3255668  
 Contact: Jara Blas Falconerio

Augusto Durand 2479  
 San Luis, Lima  
 Perú


**Main Species Detail**

Season 2008/2009 (Tons)

EXPORTER	APPLE	PEAR	KIWIS	PLUM	PLUMCOT	NECTARIN	GRAPE	TOTAL TONS			TOTAL TH.CASES		
								2008-09	2007-08	2006-07	2008-09	2007-08	2006-07
AMS Family S.A., Comercial	446.2	117.0		84.8	22.4			670.4	762.4	940.7	36.9	48.0	62.0
Polar Fruit International S.A.	373.2	89.4	2.2					464.7	226.8	78.2	24.8	12.1	4.1
Conefrut S.A.	376.7	77.2						453.8	401.0	310.2	24.1	21.4	16.7
Trinidad Exports S.A.	210.7	10.4	52.5					273.6	225.3	107.2	16.7	13.1	6.0
Gonzari S.A., Exportadora	143.0							143.0			7.4		
Los Lirios S.A., Exportadora	62.4	43.8						106.2	104.1	21.3	5.7	5.8	1.1
San Fco. Lo Garces. Soc. Ltda.			93.2					93.2	63.5		9.3	5.6	
David del Curto S.A.	20.1	24.5						44.5			2.4		
Others	119.2			21.6				140.8	363.8	932.6	8.6	26.1	50.9
<b>TOTAL TONS</b>	<b>2008-09</b>	<b>1,751.3</b>	<b>362.3</b>	<b>147.9</b>	<b>106.4</b>	<b>22.4</b>		<b>2,390.3</b>					
<b>TOTAL TONS</b>	<b>2007-08</b>	<b>1,333.6</b>	<b>378.6</b>	<b>103.9</b>	<b>302.8</b>		<b>19.2</b>	<b>8.9</b>	<b>2,146.9</b>				
<b>TOTAL TONS</b>	<b>2006-07</b>	<b>1,546.4</b>	<b>352.7</b>	<b>118.4</b>	<b>325.0</b>	<b>47.8</b>				<b>2,390.2</b>			
<b>TOTAL TH.CASES</b>	<b>2008-09</b>	<b>90.9</b>	<b>20.1</b>	<b>14.9</b>	<b>8.4</b>	<b>1.5</b>					<b>135.8</b>		
<b>TOTAL TH.CASES</b>	<b>2007-08</b>	<b>69.0</b>	<b>21.6</b>	<b>9.3</b>	<b>29.1</b>		<b>2.0</b>	<b>1.1</b>				<b>132.1</b>	
<b>TOTAL TH.CASES</b>	<b>2006-07</b>	<b>79.8</b>	<b>19.6</b>	<b>8.0</b>	<b>29.0</b>	<b>4.5</b>							<b>140.8</b>

**Main Varieties Detail**

Season 2008/2009 (Tons)

EXPORTER	APPLE	APPLE	PEAR	APPLE	APPLE	KIWIS	APPLE	PLUM	PLUM	PLUM	KIWIS	PLUMCOT	APPLE	APPLE
	RICH. D.	RY. GALA	PACKHAMS	GRANNIES	FUJI	HAYWARD	RED CHIEF	ANGELENO	LARRY ANN	FORTUNE	NOT DEF	FLV. RICH	NOT DEF	R. STARK
AMS Family S.A., Comercial	202.7	158.6	111.4	66.4				34.7	12.3	25.5		22.4		13.2
Polar Fruit International S.A.	308.7	58.8	89.4	5.6							2.2			
Conefrut S.A.	231.7	12.8	69.1	44.4	60.6		27.1							
Trinidad Exports S.A.	24.5	114.1		15.3	14.7	30.1	20.6				22.4		20.4	
Gonzari S.A., Exportadora	143.0													
Los Lirios S.A., Exportadora	21.5	10.8	43.8	30.1										
San Fco. Lo Garces. Soc. Ltda.						93.2								
Others	729.4	241.2	226.9	132.9	132.5	123.3	47.7		16.2		24.6		20.4	





[www.grupobabyfruit.com](http://www.grupobabyfruit.com)

Av. Pablo Patrón 183  
La Victoria, Lima  
Perú

Baby Fruit Import Export S.A.C

Phone: 51 (1) 323 8714

## Main Species Detail

Season 2008/2009 (Tons)

EXPORTER	APPLE	PEAR	PLUM	KIWIS	TOTAL TONS		TOTAL TH.CASES	
					2008-09	2007-08	2008-09	2007-08
Del Monte Fresh Produce (Chile) S.A.	495.7	72.1			567.9	334.3	29.2	17.8
Lafrut Export. Aoropec. Ltda.	117.3	276.5			393.8		21.5	
Greenvic Comercial S.A.	232.5	68.8	17.5	6.0	324.8	165.8	17.9	8.8
Frutasol Chile S.A., Exportadora	161.7				161.7	80.8	8.5	4.3
laal Exportaciones Ltda	80.0		66.9		146.9		10.1	
Ruiz Taale Humeres, Seroio	141.5				141.5	40.4	7.4	2.1
Fresh Land Chile S.A.	61.4	43.0			104.4	144.2	5.7	7.7
Others	440.6			17.6	458.3	804.3	23.8	42.3
<b>TOTAL TONS</b>	<b>2008-09</b>	<b>1.730.9</b>	<b>460.4</b>	<b>84.4</b>	<b>23.6</b>	<b>2,299.3</b>		
<b>TOTAL TONS</b>	<b>2007-08</b>	<b>1.192.4</b>	<b>377.4</b>			<b>1,569.9</b>		
<b>TOTAL TH.CASES</b>	<b>2008-09</b>	<b>89.2</b>	<b>25.7</b>	<b>7.8</b>	<b>1.6</b>		<b>124.2</b>	
<b>TOTAL TH.CASES</b>	<b>2007-08</b>	<b>62.0</b>	<b>21.0</b>				<b>83.0</b>	

## Main Varieties Detail

Season 2008/2009 (Tons)

EXPORTER	APPLE	PEAR	APPLE	APPLE	APPLE	APPLE	APPLE	PLUM	APPLE	APPLE	PLUM	KIWIS	APPLE	PLUM
	RICH. D.	PACKHAMS	RY. GALA	FUJI	SCARLETT	GRANNIES	RED CHIEF	FORTUNE	FUJI PREM.	IMP. GALA	LARRY ANN	HAYWARD	NOT DEF	ANGELENO
Del Monte Fresh Produce (Chile) S.A.	475.9	72.1	16.7			3.2								
Lafrut Export. Aoropec. Ltda.		276.5	72.6		19.6	19.6							5.6	
Greenvic Comercial S.A.		68.8	75.3	117.4					39.8			6.0		17.5
Frutasol Chile S.A., Exportadora	161.7													
laal Exportaciones Ltda			19.8	19.8			40.5	42.9			24.0			
Ruiz Taale Humeres, Seroio					141.5									
Fresh Land Chile S.A.		43.0					9.3			35.4			14.0	
Others	338.4	388.3	274.3	215.1	161.1	84.5	64.4	42.9	39.8	35.4	24.0	23.6	19.6	17.5



Corabastos Bodega 29 - Puesto 250  
Bogotá  
Colombia

Importfrut Ltda.

Phone: (57-1) 2657653

Fax: (57-1) 2657864

e-mail: jexcol@yahoo.com

Contact: Jimmy Jerez

## Main Species Detail

Season 2008/2009 (Tons)

EXPORTER	APPLE	PEAR	GRAPE	NECTARIN	PEACH	PLUM	WALNUT	TOTAL TONS			TOTAL TH.CASES		
								2008-09	2007-08	2006-07	2008-09	2007-08	2006-07
San Fernando S.A., Frutera (Frusan)	1,196.6	291.5	54.5			6.6		1,549.1	1,288.1	1,259.7	86.4	72.0	71.6
Nicofrut S.A.	426.6	23.0						449.7			23.6		
Aconcaqua Ltda. Exp. (Aconex)		69.9		23.2	17.1			110.2	141.2	49.9	8.3	12.2	2.5
Ben David S.A. Exportadora	74.4							74.4	99.0		3.7	5.0	
Golden Fruits Ltda. Exportadora	66.8							66.8			3.5		
<b>TOTAL TONS</b>	<b>2008-09</b>	<b>1,764.3</b>	<b>384.4</b>	<b>54.5</b>	<b>23.2</b>	<b>17.1</b>	<b>6.6</b>	<b>2,250.1</b>					
<b>TOTAL TONS</b>	<b>2007-08</b>	<b>1,857.3</b>	<b>205.9</b>	<b>71.8</b>	<b>31.2</b>	<b>19.2</b>	<b>8.1</b>	<b>2,194.5</b>					
<b>TOTAL TONS</b>	<b>2006-07</b>	<b>1,637.7</b>	<b>157.8</b>	<b>74.4</b>					<b>1,869.9</b>				
<b>TOTAL TH.CASES</b>	<b>2008-09</b>	<b>92.6</b>	<b>21.3</b>	<b>6.6</b>	<b>2.6</b>	<b>1.9</b>	<b>0.6</b>				<b>125.6</b>		
<b>TOTAL TH.CASES</b>	<b>2007-08</b>	<b>97.3</b>	<b>11.4</b>	<b>8.8</b>	<b>3.5</b>	<b>2.1</b>	<b>0.9</b>	<b>0.1</b>				<b>124.1</b>	
<b>TOTAL TH.CASES</b>	<b>2006-07</b>	<b>85.9</b>	<b>8.8</b>	<b>9.1</b>									<b>103.8</b>

## Main Varieties Detail

Season 2008/2009 (Tons)

EXPORTER	APPLE	APPLE	PEAR	APPLE	APPLE	GRAPE	APPLE	PEAR	NECTARIN	PEACH	PEACH	PLUM	NECTARIN	NECTARIN
	RY. GALA	RICH. D.	PACKHAMS	GRANNIES	BROOKFLD	R. GLOBE	RED CHIEF	BARTL. V.	MAY GLOW	RICH MAY	E. MJST.	FRIAR	BIG BOY	ZEE FIRE
San Fernando S.A., Frutera (Frusan)	602.1	431.1	253.4	163.4		54.5		38.0				6.6		
Nicofrut S.A.	193.4	12.6	23.0	97.8	83.4		39.4							
Aconcaqua Ltda. Exp. (Aconex)			69.9						13.1	9.1	8.0		6.0	4.0
Ben David S.A. Exportadora	74.4													
Golden Fruits Ltda. Exportadora	42.0	24.7												



### Main Species Detail

Season 2008/2009 (Tons)

EXPORTER	APPLE	GRAPE	PEAR	PLUM	PEACH	NECTARIN	TOTAL TONS			TOTAL TH.CASES		
							2008-09	2007-08	2006-07	2008-09	2007-08	2006-07
Isabel Valenzuela R.	1,674.8		162.3				1,837.1	635.4	542.2	92.8	32.2	27.4
Silvana Troncoso	181.3		7.1				188.4			9.5		
Poma Mamani Salvador v Otros		187.2					187.2			16.1		
Puelche S.A.	9.8		1.9	11.8			23.5			1.7		
<b>TOTAL TONS</b>	<b>2008-09</b>	<b>1,865.9</b>	<b>187.2</b>	<b>171.3</b>	<b>11.8</b>		<b>2,236.2</b>					
<b>TOTAL TONS</b>	<b>2007-08</b>	<b>580.2</b>		<b>84.7</b>	<b>7.1</b>		<b>681.8</b>					
<b>TOTAL TONS</b>	<b>2006-07</b>	<b>634.8</b>	<b>23.0</b>	<b>66.6</b>	<b>22.0</b>			<b>746.4</b>				
<b>TOTAL TH.CASES</b>	<b>2008-09</b>	<b>93.3</b>	<b>16.1</b>	<b>9.5</b>	<b>1.1</b>				<b>120.0</b>			
<b>TOTAL TH.CASES</b>	<b>2007-08</b>	<b>29.0</b>		<b>4.7</b>	<b>0.6</b>	<b>0.4</b>	<b>0.3</b>			<b>35.0</b>		
<b>TOTAL TH.CASES</b>	<b>2006-07</b>	<b>31.7</b>	<b>1.9</b>	<b>3.7</b>	<b>1.7</b>							<b>39.2</b>

### Main Varieties Detail

Season 2008/2009 (Tons)

EXPORTER	APPLE		GRAPE	APPLE	PEAR	PEAR	APPLE	PLUM	PLUM	APPLE	PEACH	NECTARIN	PEAR
	RY. GALA	RED CHIEF	R. GLOBE	GRANNIES	PACKHAMS	W. NELIS	SCARLETT	LARRY ANN	FORTUNE	FUJI	EL. LADY	AUG. RED	R.S. BARTL
Isabel Valenzuela R.	769.3	708.5		159.7	114.4	47.9	35.3				2.0		
Silvana Troncoso	64.7	91.1		25.5	6.0	1.0							
Poma Mamani Salvador v Otros			187.2										
Puelche S.A.	9.8				1.9			6.9	4.9				

### Distribuidora de Frutas Santa Clara Ltda.

Phone: 57 (4) 2852046  
Fax: 57 (4) 3610357  
e-mail: distrisantaclara@une.net.co  
Contact: Yamile Ortiz

Central Mayorista ptos 43-45-47  
Itagui - Medellín - Antioquia  
Colombia



DISTRIBUIDORA DE FRUTAS  
SANTA CLARA LTDA.  
Nit. 900.231.101-1

### Main Species Detail

Season 2008/2009 (Tons)

EXPORTER	APPLE	PEAR	GRAPE	NECTARIN	TOTAL TONS			TOTAL TH.CASES		
					2008-09	2007-08	2006-07	2008-09	2007-08	2006-07
Permanz Frut Ltda., Exportadora	624.3		124.0		748.3			40.9		
Trinidad Exports S.A.	721.0				721.0	193.1	1,259.4	37.1	10.1	67.2
Convallis S.A., Exportadora	457.5	155.0		21.1	633.6	83.8	316.0	35.2	4.5	16.8
Helifruit Ltda.	80.9				80.9			4.3		
Oppenheimer Chile Ltda. Serv. Agríc.	44.3				44.3	153.5	348.4	2.3	8.0	19.0
<b>TOTAL TONS</b>	<b>2008-09</b>	<b>1,928.0</b>	<b>155.0</b>	<b>124.0</b>	<b>2,228.0</b>					
<b>TOTAL TONS</b>	<b>2007-08</b>	<b>407.3</b>	<b>23.0</b>			<b>430.3</b>				
<b>TOTAL TONS</b>	<b>2006-07</b>	<b>1,562.3</b>	<b>345.8</b>	<b>63.5</b>			<b>1,971.6</b>			
<b>TOTAL TH.CASES</b>	<b>2008-09</b>	<b>100.7</b>	<b>8.6</b>	<b>8.1</b>	<b>2.3</b>			<b>119.7</b>		
<b>TOTAL TH.CASES</b>	<b>2007-08</b>	<b>21.4</b>	<b>1.3</b>						<b>22.7</b>	
<b>TOTAL TH.CASES</b>	<b>2006-07</b>	<b>81.0</b>	<b>19.2</b>	<b>5.2</b>						<b>105.5</b>

### Main Varieties Detail

Season 2008/2009 (Tons)

EXPORTER	APPLE		APPLE	APPLE	APPLE	PEAR	GRAPE	APPLE	PEAR	APPLE	NECTARIN	NECTARIN
	RICH. D.	NOT DEF	RY. GALA	GRANNIES	RED CHIEF	PACKHAMS	R. GLOBE	SCARLETT	BARTL. V.	GOLDEN	JULY RED	RED JIM
Permanz Frut Ltda., Exportadora	188.3	48.0	164.5	203.2			124.0			20.2		
Trinidad Exports S.A.	276.5	142.0	209.7		92.8							
Convallis S.A., Exportadora		278.6	18.5	19.6	56.2	131.9		84.7	23.0		12.7	8.4
Helifruit Ltda.			38.3	42.6								
Oppenheimer Chile Ltda. Serv. Agríc.	23.7		20.6									



Freddy Colque  
Bolivia

## Main Species Detail

Season 2008/2009 (Tons)

EXPORTER		APPLE	GRAPE	KIWIS	PLUM	CHERRY	TOTAL TONS			TOTAL TH.CASES				
							2008-09	2007-08	2006-07	2008-09	2007-08	2006-07		
Arooc. Gonzalez		576.3					576.3	114.9		24.1	4.8			
San Ricardo Ltda		368.1		11.8	8.6	4.6	393.1			19.9				
Permanz Frut Ltda.. Exportadora		307.6		26.1			333.6	217.3	314.4	15.3	11.1	13.1		
Frutos Oeste			230.4				230.4	109.0	82.6	14.7	6.8	5.2		
Beatriz A. Aliaga Caceres		192.0		3.9			196.0	47.8		9.7	2.0			
Patricio Nearete Ltda., Soc. Exp.		152.2		6.6	3.0		161.8		9.1	6.8		0.4		
Mino U. Cecilia		66.7	64.5	7.3	10.4		148.9			12.5				
S v S Linafrut Ltda. Aoric		71.5					71.5			3.0				
Others		47.2	37.5				84.7	412.1	963.9	6.7	20.2	44.3		
<b>TOTAL TONS</b>	<b>2008-09</b>	<b>1.781.5</b>	<b>332.4</b>	<b>55.7</b>	<b>22.0</b>	<b>4.6</b>	<b>2.196.2</b>							
<b>TOTAL TONS</b>	<b>2007-08</b>	<b>723.9</b>	<b>150.3</b>	<b>26.9</b>				<b>901.1</b>						
<b>TOTAL TONS</b>	<b>2006-07</b>	<b>1.224.7</b>	<b>122.5</b>	<b>21.5</b>					<b>1.370.0</b>					
<b>TOTAL TH.CASES</b>	<b>2008-09</b>	<b>78.5</b>	<b>27.2</b>	<b>4.8</b>	<b>1.6</b>	<b>0.7</b>				<b>112.8</b>				
<b>TOTAL TH.CASES</b>	<b>2007-08</b>	<b>31.5</b>	<b>11.4</b>	<b>2.1</b>							<b>44.9</b>			
<b>TOTAL TH.CASES</b>	<b>2006-07</b>	<b>51.4</b>	<b>10.0</b>	<b>1.4</b>								<b>63.0</b>		

## Main Varieties Detail

Season 2008/2009 (Tons)

EXPORTER	APPLE	APPLE	GRAPE	APPLE	GRAPE	APPLE	APPLE	GRAPE	APPLE	KIWIS	GRAPE	PLUM	PLUM	PLUM
	RY. GALA	GRANNIES	R. GLOBE	RED CHIEF	THOMPSON	SCARLETT	RICH. D.	B. ITALIA	FUJI	HAYWARD	XMAS. ROS	RED HEART	E. ANNE	ANGELINO
Arooc. Gonzalez	364.7	66.8		118.0						26.9				
San Ricardo Ltda	164.6	115.3		26.8		35.5	24.8			1.1	11.8			6.4
Permanz Frut Ltda.. Exportadora	73.0	183.1					29.2			22.2	26.1			
Frutos Oeste			92.8		78.8			58.8						
Beatriz A. Aliaga Caceres	101.8	38.0				39.5	5.1		7.6	3.9				
Patricio Nearete Ltda., Soc. Exp.	125.0	18.1		9.1						6.6				3.0
Mino U. Cecilia	66.7		55.9		5.3					7.3		7.5		2.9
Others	647.6	356.6	171.6	35.9	84.2	75.0	59.1	58.8	30.9	55.7	14.6	7.5	6.4	5.9



Cal. Antonio de la Guerra 671 Urb. Sta Catalina  
La Victoria. Lima  
Perú

## Honey Fruit

Phone: 51 (1) 2660697  
Fax: 51 (1) 98353696  
Contact: María Consuelo Velásquez

## Main Species Detail

Season 2008/2009 (Tons)

EXPORTER	APPLE	PEAR	PLUM	NECTARIN	KIWIS	GRAPE	PEACH	CHERRY	TOTAL TONS			TOTAL TH.CASES		
									2008-09	2007-08	2006-07	2008-09	2007-08	2006-07
San Ricardo Ltda	593.0	616.7	104.4	11.6	6.2				1.332.0	1.394.5	928.4	77.0	83.3	51.8
Del Monte Fresh Produce (Chile) S.A.	256.8	49.1							305.9			15.8		
Lafrut Export. Aropec. Ltda.	39.1	115.2							154.3			8.5		
Los Lirios S.A., Exportadora	83.1								83.1			4.3		
Veneto S.A. Inversiones y Agrícola		69.1							69.1			3.8		
Southern Fruit. Exportadora	62.9								62.9			3.2		
C v D Internacional S.A.	59.4								59.4			3.1		
Catania Chile S.A.	39.5								39.5			2.1		
Others	78.6								78.6	232.0	90.9	4.0	15.0	4.7
<b>TOTAL TONS</b>	<b>2008-09</b>	<b>1.212.4</b>	<b>850.1</b>	<b>104.4</b>	<b>11.6</b>	<b>6.2</b>			<b>2.184.9</b>					
<b>TOTAL TONS</b>	<b>2007-08</b>	<b>790.0</b>	<b>549.9</b>	<b>151.9</b>	<b>11.4</b>	<b>22.4</b>	<b>94.4</b>	<b>3.4</b>	<b>3.1</b>	<b>1.626.5</b>				
<b>TOTAL TONS</b>	<b>2006-07</b>	<b>607.9</b>	<b>309.9</b>	<b>94.7</b>	<b>6.7</b>						<b>1.019.2</b>			
<b>TOTAL TH.CASES</b>	<b>2008-09</b>	<b>62.0</b>	<b>47.2</b>	<b>10.7</b>	<b>1.2</b>	<b>0.6</b>						<b>121.8</b>		
<b>TOTAL TH.CASES</b>	<b>2007-08</b>	<b>41.1</b>	<b>30.7</b>	<b>14.6</b>	<b>1.2</b>	<b>2.1</b>	<b>7.9</b>	<b>0.3</b>	<b>0.3</b>				<b>98.3</b>	
<b>TOTAL TH.CASES</b>	<b>2006-07</b>	<b>30.9</b>	<b>17.3</b>	<b>7.7</b>		<b>0.6</b>								<b>56.5</b>

## Main Varieties Detail

Season 2008/2009 (Tons)

EXPORTER	PEAR	APPLE	APPLE	APPLE	APPLE	APPLE	PLUM	PEAR	APPLE	PEAR	APPLE	APPLE	PLUM	APPLE
	PACKHAMS	RICH. D.	RY. GALA	FUJI	GRANNIES	SCARLETT	LARRY ANN	BARTL. V.	RED CHIEF	NOT DEF	FUJI RO.	NOT DEF	FORTUNE	FUJI PREM.
San Ricardo Ltda	573.8	57.7	208.5	167.1	71.0	72.0	60.9	42.9	5.6				19.0	11.1
Del Monte Fresh Produce (Chile) S.A.	24.6	256.8								24.5				
Lafrut Export. Aropec. Ltda.	115.2		19.6									19.6		
Los Lirios S.A., Exportadora		78.8			4.3									
Veneto S.A. Inversiones y Agrícola	69.1													
Southern Fruit. Exportadora		20.9			42.0									
C v D Internacional S.A.			19.8		19.8				19.9					
Others	208.9	392.1	72.6	19.8	73.6				19.9	24.5	22.0	19.6		



## Import de Frutas S.A de C.V.

Phone: +503 243-4761 / 243-4762  
 Fax: +503 243-1267  
 e-mail: importaciones@importfrut.com.sv  
 Contact: Doris Quintanilla

Calle Pacifico #4, Col. Los Jardines de Guadalupe  
 San Salvador  
 El Salvador



### Main Species Detail

Season 2008/2009 (Tons)

EXPORTER	APPLE	GRAPE	PLUM	PEAR	PEACH	NECTARIN	NASHI	KIWIS	TOTAL TONS			TOTAL TH.CASES		
									2008-09	2007-08	2006-07	2008-09	2007-08	2006-07
Unifrutti Traders Ltda.	554.5	51.4							605.9	707.4	873.9	34.6	39.2	47.8
Greenvic Comercial S.A.	113.5	80.4	103.3	85.4	43.5	18.0	10.8	4.5	459.5	274.8	219.2	35.5	21.0	18.1
Dole Chile S.A.	246.9	36.4	6.5	1.9	8.6	4.3			304.7	645.9	1,072.4	19.3	36.6	61.8
David del Curto S.A.	168.6								168.6	68.1		8.7	3.8	
Terrafrut S.A	47.4	82.7							130.1		21.8	7.9		2.0
Scramble Ltda. Ases. e Inv.	72.1	35.3			20.2				127.6			10.3		
Comercial Prontoexport Ltda.		106.1							106.1	36.3	114.3	9.0	4.1	9.8
South Fruits Chile S.A.	71.1	21.7							93.2	71.9		6.1	3.8	
Others	106.5		3.2	4.6	11.6		6.5		132.4	832.3	698.0	7.9	52.4	42.2
<b>TOTAL TONS</b>	<b>2008-09</b>	<b>1,380.6</b>	<b>414.0</b>	<b>113.0</b>	<b>91.9</b>	<b>83.8</b>	<b>22.3</b>	<b>4.5</b>	<b>2,128.1</b>					
<b>TOTAL TONS</b>	<b>2007-08</b>	<b>2,098.1</b>	<b>181.0</b>	<b>81.7</b>	<b>108.0</b>	<b>101.1</b>	<b>43.7</b>	<b>10.4</b>	<b>4.5</b>	<b>2,636.8</b>				
<b>TOTAL TONS</b>	<b>2006-07</b>	<b>2,346.2</b>	<b>400.4</b>	<b>58.9</b>	<b>111.4</b>	<b>45.3</b>	<b>8.6</b>	<b>17.3</b>	<b>11.6</b>		<b>2,999.7</b>			
<b>TOTAL TH.CASES</b>	<b>2008-09</b>	<b>70.7</b>	<b>37.8</b>	<b>11.4</b>	<b>5.2</b>	<b>8.9</b>	<b>2.5</b>	<b>2.2</b>	<b>0.4</b>			<b>139.3</b>		
<b>TOTAL TH.CASES</b>	<b>2007-08</b>	<b>108.0</b>	<b>19.7</b>	<b>8.5</b>	<b>6.0</b>	<b>11.1</b>	<b>4.7</b>	<b>1.3</b>	<b>0.4</b>				<b>160.9</b>	
<b>TOTAL TH.CASES</b>	<b>2006-07</b>	<b>120.1</b>	<b>39.5</b>	<b>6.4</b>	<b>6.6</b>	<b>5.0</b>	<b>1.0</b>	<b>2.0</b>	<b>1.2</b>					<b>181.8</b>

### Main Varieties Detail

Season 2008/2009 (Tons)

EXPORTER	APPLE	GRAPE	APPLE	PEAR	APPLE	APPLE	PLUM	APPLE	APPLE	APPLE	GRAPE	PEACH	PEACH	PLUM
	RY. GALA	R. GLOBE	RICH. D.	D'AN JOU	GRANNIES	NOT DEF	ANGELINO	FUJI	RED CHIEF	GALA	NOT DEF	SPT. LD.	EL. LADY	FRIAR
Unifrutti Traders Ltda.	447.5	38.1	48.4		36.8			5.6	16.2					
Greenvic Comercial S.A.	98.4	71.7		80.8	15.1		58.7						9.5	14.0
Dole Chile S.A.	168.2	36.4	77.8										7.6	1.1
David del Curto S.A.	74.2		20.5		14.0			40.1	12.1					
Terrafrut S.A	24.0	82.7					23.4							
Scramble Ltda. Ases. e Inv.	6.7	35.3					40.7			24.7		20.2		
Comercial Prontoexport Ltda.		84.0									22.1			
Others	513.7	331.8	127.0	85.4	32.1	64.1	58.7	40.1	15.8	24.7	22.1	20.2	17.0	15.1

### Benassi São Paulo Imp. e Exp. Ltda.

Phone: 55 (11) 545318100  
 Fax: 55 (11) 45318116  
 e-mail: comex@benassisp.com.br  
 Contact: Ana Lucia Manzato Antiberio

[www.benassisp.com.br](http://www.benassisp.com.br)

Av. Dr. Gastão Vidigal 1946  
 CEP: 05316-900 CEAGESP. São Paulo  
 Brasil



### Main Species Detail

Season 2008/2009 (Tons)

EXPORTER	GRAPE	APPLE	PLUM	CHERRY	KIWIS	NASHI	NECTARIN	PEACH	TOTAL TONS			TOTAL TH.CASES		
									2008-09	2007-08	2006-07	2008-09	2007-08	2006-07
Mever Ltda., Exportaciones	656.3	355.6	247.3	223.2	203.4	105.4	85.8	73.6	1,950.6	1,604.8	2,886.6	232.5	204.8	310.7
Aconcaqua Ltda. Exp. (Aconex)	20.1								20.1			2.4		
<b>TOTAL TONS</b>	<b>2008-09</b>	<b>676.4</b>	<b>355.6</b>	<b>247.3</b>	<b>223.2</b>	<b>203.4</b>	<b>105.4</b>	<b>85.8</b>	<b>1,970.6</b>					
<b>TOTAL TONS</b>	<b>2007-08</b>	<b>302.6</b>	<b>197.2</b>	<b>211.9</b>	<b>301.0</b>	<b>336.4</b>	<b>55.4</b>	<b>78.7</b>	<b>90.6</b>	<b>1,634.8</b>				
<b>TOTAL TONS</b>	<b>2006-07</b>	<b>814.5</b>	<b>750.0</b>	<b>250.5</b>	<b>147.8</b>	<b>372.3</b>	<b>107.6</b>	<b>171.0</b>	<b>247.4</b>		<b>2,886.6</b>			
<b>TOTAL TH.CASES</b>	<b>2008-09</b>	<b>82.0</b>	<b>18.5</b>	<b>27.5</b>	<b>54.4</b>	<b>20.3</b>	<b>14.2</b>	<b>9.5</b>	<b>8.4</b>			<b>234.9</b>		
<b>TOTAL TH.CASES</b>	<b>2007-08</b>	<b>36.9</b>	<b>10.3</b>	<b>23.5</b>	<b>68.8</b>	<b>33.6</b>	<b>6.9</b>	<b>8.7</b>	<b>10.1</b>				<b>206.0</b>	
<b>TOTAL TH.CASES</b>	<b>2006-07</b>	<b>99.1</b>	<b>39.7</b>	<b>28.7</b>	<b>40.2</b>	<b>37.2</b>	<b>13.5</b>	<b>18.9</b>	<b>27.5</b>					<b>310.7</b>

### Main Varieties Detail

Season 2008/2009 (Tons)

EXPORTER	GRAPE	APPLE	CHERRY	KIWIS	GRAPE	NASHI	GRAPE	APPLE	PLUM	NECTARIN	GRAPE	GRAPE	PLUM	PLUM
	THOMPSON	RICH. D.	BING	HAYWARD	R. GLOBE	HOSUI	CRIMSON	GRANNIES	FRIAR	ART. SNOW	FLAME SGL	AUT. RY.	FORTUNE	FLV. RICH
Mever Ltda., Exportaciones	296.2	300.1	223.2	203.4	170.8	97.4	95.5	55.5	55.4	53.0	44.7	43.0	39.3	31.0
Aconcaqua Ltda. Exp. (Aconex)	20.1													



Distribuidora Telegre C.A.  
Venezuela

### Main Species Detail

Season 2008/2009 (Tons)

EXPORTER	APPLE	PEAR	GRAPE	NECTARIN	PLUM	KIWIS	CHERRY	NASHI	TOTAL TONS			TOTAL TH.CASES		
									2008-09	2007-08	2006-07	2008-09	2007-08	2006-07
Golden Fruits Ltda. Exportadora	1,258.2	327.2	220.7	60.5	44.2	23.0	6.6	1.9	1,942.2	982.9		126.5	77.0	
TOTAL TONS 2008-09	1,258.2	327.2	220.7	60.5	44.2	23.0	6.6	1.9	1,942.2					
TOTAL TONS 2007-08	595.3	203.5	241.8	25.3	174.3	68.8	16.8	5.8		1,333.3				
TOTAL TONS 2006-07			137.9								137.9			
TOTAL TH.CASES 2008-09	65.8	18.5	26.9	6.7	4.6	2.3	1.3	0.2				126.5		
TOTAL TH.CASES 2007-08	31.3	11.3	30.9	2.8	19.4	6.9	3.4	0.7					107.0	
TOTAL TH.CASES 2006-07			16.8											16.8



Calle 4 Almacén D, Mercado Central  
Zona Portuaria, Puerto Nuevo 00920  
Puerto Rico

Caribbean Produce

Phone: 1 (787) 793 0750  
Fax: 1 (787) 783 8325  
e-mail: info@caribbeanproduce.com  
Contact: Gualberto Rodriguez

### Main Species Detail

Season 2008/2009 (Tons)

EXPORTER	GRAPE	PEAR	APPLE	PLUM	NECTARIN	PEACH	KIWIS	CLEMINT	TOTAL TONS			TOTAL TH.CASES		
									2008-09	2007-08	2006-07	2008-09	2007-08	2006-07
Dole Chile S.A.	683.0	455.4	265.3	163.7	93.9	64.9	51.5		1,783.1	2,415.5	2,293.6	165.6	183.1	184.6
Greenvic Comercial S.A.		73.4							73.4	96.6		4.1	5.4	
Aconcaqua Ltda. Exp. (Aconex)								40.0	40.0	232.2	286.1	11.4	26.1	33.6
Rucarav S.A., Exportadora y Servicios		21.4							21.4	41.7	59.0	1.3	2.5	3.5
Disa S.A. Exportadora	18.4								18.4			2.2		
TOTAL TONS 2008-09	701.4	550.3	265.3	163.7	93.9	64.9	51.5	40.0	1,936.4					
TOTAL TONS 2007-08	638.8	656.6	1,055.7	287.5	84.3	59.0	55.5	89.2		2,936.2				
TOTAL TONS 2006-07	692.9	753.6	614.7	459.0	89.6	57.2	75.6	19.5			2,768.3			
TOTAL TH.CASES 2008-09	86.8	30.4	13.7	18.3	10.5	7.3	5.2	11.4				184.6		
TOTAL TH.CASES 2007-08	77.9	36.2	54.9	32.6	9.7	6.7	5.5	8.9					233.9	
TOTAL TH.CASES 2006-07	84.2	41.4	33.0	51.0	10.0	6.4	7.6	1.3						236.0



Rod Pr-280 S/N Km 144,3  
Vitorino, Pr+C195  
Brasil

R.J.U. Com. Benef. de Frutas y Verduras Ltda.

Phone: 55 (46) 2234043  
Fax: 55 (46) 2232465  
e-mail: cantu@qualinet.com.br  
Contact: Robson Cantu

### Main Species Detail

Season 2008/2009 (Tons)

EXPORTER	PLUM	APPLE	KIWIS	GRAPE	NECTARIN	PLUMCOT	CHERRY	PEACH	TOTAL TONS			TOTAL TH.CASES		
									2008-09	2007-08	2006-07	2008-09	2007-08	2006-07
AMS Family S.A., Comercial	561.3	45.7					24.5	18.2	649.7	236.1	355.6	69.6	24.8	33.7
Copefrut S.A.	89.2	276.6	89.6					1.8	457.2	182.8	43.7	32.8	15.0	3.4
Río Blanco Ltda. Exportadora			136.2	226.7					363.0			36.6		
Reno Ltda., Exportadora		185.1	20.8	19.8					225.7	78.3	868.8	14.2	10.5	72.7
Chilexno Frut Ltda., Soc. Agr.	44.0	44.0		18.9	29.0				141.5			13.4		
Others	28.9		44.9						73.8	158.8	209.3	7.7	13.4	24.5
TOTAL TONS 2008-09	723.3	551.4	291.5	265.4	29.0	24.5	19.9	5.6	1,910.7					
TOTAL TONS 2007-08	226.0	169.3	153.9	20.1	7.8	44.0	30.4			655.9				
TOTAL TONS 2006-07	273.2	571.5	168.2	108.8	131.1	55.8	22.8	123.9			1,477.4			
TOTAL TH.CASES 2008-09	78.0	29.0	29.2	27.7	3.2	2.7	3.9	0.6				174.3		
TOTAL TH.CASES 2007-08	24.7	8.9	15.4	2.4	0.9	4.8	6.1						63.7	
TOTAL TH.CASES 2006-07	29.8	32.2	16.7	14.0	14.8	5.8	4.6	14.0						134.2



Yara Alimentos Ltda.  
Phone: 55 (11) 38326619  
Fax: 55 (11) 2135 2600  
e-mail: vmolina@yara.com.br

[www.yara.com.br](http://www.yara.com.br)

Av. Dr. Gastão Vidgal, 1943, pav. HFN, box 157 e 158  
Ceageesp. CEP: 05314-001  
Brasil



## Main Species Detail

Season 2008/2009 (Tons)

EXPORTER		GRAPE	APPLE	KIWIS	PLUM	PEAR	CHERRY	PEACH	NECTARIN	TOTAL TONS			TOTAL TH.CASES		
										2008-09	2007-08	2006-07	2008-09	2007-08	2006-07
Unifrutti Traders Ltda.		420.8	179.0	109.8	42.5		71.6	24.2	20.2	868.0	517.0		94.9	64.2	
Dole Chile S.A.		54.8	181.4	14.6	50.6	163.1				464.5			31.9		
Aqua Santa, Exportadora (Greentree)		19.5	42.0	22.9	83.2					167.6	110.2		15.8	12.0	
Sofruitea Chile S.A.				119.8						119.8	74.9	22.4	12.1	7.6	2.3
Conefrut S.A.			85.1				7.0			92.2	220.0	21.3	6.2	18.0	1.1
Others		152.0			16.6			4.7		173.2	155.8		20.9	20.7	
<b>TOTAL TONS</b>	<b>2008-09</b>	<b>647.1</b>	<b>487.6</b>	<b>267.0</b>	<b>192.9</b>	<b>163.1</b>	<b>78.7</b>	<b>28.9</b>	<b>20.2</b>	<b>1,885.4</b>					
<b>TOTAL TONS</b>	<b>2007-08</b>	<b>305.4</b>	<b>128.2</b>	<b>151.0</b>	<b>245.0</b>		<b>117.7</b>	<b>25.3</b>	<b>81.2</b>		<b>1,078.0</b>				
<b>TOTAL TONS</b>	<b>2006-07</b>		<b>21.3</b>	<b>22.4</b>								<b>43.7</b>			
<b>TOTAL TH.CASES</b>	<b>2008-09</b>	<b>78.6</b>	<b>25.6</b>	<b>26.8</b>	<b>20.5</b>	<b>9.0</b>	<b>15.9</b>	<b>3.2</b>	<b>2.2</b>				<b>181.8</b>		
<b>TOTAL TH.CASES</b>	<b>2007-08</b>	<b>37.2</b>	<b>6.6</b>	<b>15.2</b>	<b>25.6</b>		<b>23.5</b>	<b>2.8</b>	<b>8.5</b>					<b>122.5</b>	
<b>TOTAL TH.CASES</b>	<b>2006-07</b>		<b>1.1</b>	<b>2.3</b>											<b>3.4</b>

## Grupo Verdin S.A. de C.V.

Phone: 52 (55) 56004448  
Fax: 52 (55) 56005808  
e-mail: comfrutas@prodigy.net.mx  
Contact: Salvador Alvarez

Bodega Q-157, Central de Abastos, Colonia Ejidos del Moral  
Iztapalapa, México D.F. CP09040  
México



## Main Species Detail

Season 2008/2009 (Tons)

EXPORTER		GRAPE	PEACH	KIWIS	PLUM	NECTARIN	APPLE	TOTAL TONS			TOTAL TH.CASES			
								2008-09	2007-08	2006-07	2008-09	2007-08	2006-07	
Río Blanco Ltda, Exportadora		994.6		156.8				1,151.4	911.7	3,111.4	137.0	111.2	376.1	
Noble Fruit S.A.		155.7	150.8					306.6			35.8			
Verfrut S.A., Sociedad Exportadora			226.6		23.6	18.9		269.1	951.0		29.9	86.1		
Agronegocios Valles del Norte Ltda		37.9						37.9			4.6			
Agrícola Cordillera S.A		36.5						36.5	134.5		4.4	16.4		
<b>TOTAL TONS</b>	<b>2008-09</b>	<b>1,224.7</b>	<b>377.4</b>	<b>156.8</b>	<b>23.6</b>	<b>18.9</b>		<b>1,801.4</b>						
<b>TOTAL TONS</b>	<b>2007-08</b>	<b>1,093.4</b>	<b>508.7</b>		<b>28.1</b>	<b>28.1</b>	<b>338.9</b>		<b>1,997.2</b>					
<b>TOTAL TONS</b>	<b>2006-07</b>	<b>2,999.4</b>		<b>112.0</b>			<b>529.1</b>			<b>3,640.5</b>				
<b>TOTAL TH.CASES</b>	<b>2008-09</b>	<b>149.4</b>	<b>41.9</b>	<b>15.7</b>	<b>2.6</b>	<b>2.1</b>						<b>211.7</b>		
<b>TOTAL TH.CASES</b>	<b>2007-08</b>	<b>133.3</b>	<b>56.5</b>		<b>3.1</b>	<b>3.1</b>	<b>17.6</b>						<b>213.7</b>	
<b>TOTAL TH.CASES</b>	<b>2006-07</b>	<b>364.9</b>		<b>11.2</b>			<b>27.2</b>							<b>403.3</b>

## Import. Export. Hermanos Gago S.A

Phone: 507 - 2710044  
Fax: 507 - 2710048  
e-mail: pepe@hermanosgago.com  
Contact: José Alfonso Gago

[www.hermanosgago.com](http://www.hermanosgago.com)

Parque Industrial Costa del Este  
Ciudad de Panamá  
Panamá



## Main Species Detail

Season 2008/2009 (Tons)

EXPORTER		APPLE	GRAPE	PEAR	PLUM	KIWIS	CLEMENT	ORANGE	PEACH	TOTAL TONS			TOTAL TH.CASES		
										2008-09	2007-08	2006-07	2008-09	2007-08	2006-07
Unifrutti Traders Ltda.		885.9	313.5	25.1	23.5	34.7	32.5		13.1	1,337.1	513.7	537.7	100.8	45.8	53.4
Scramble Ltda., Ases. e Inv.				115.2						115.2			6.4		
Frucentro S.A.			48.4		51.8					101.2	139.9	78.8	9.2	10.8	7.1
Atlas S.A., Exportadora		61.3		21.9						83.2			4.4		
Fresh Land Chile S.A.			53.1							53.1		35.4	6.5		4.3
Others			79.7					15.0		98.2	268.3	614.2	11.3	23.5	39.3
<b>TOTAL TONS</b>	<b>2008-09</b>	<b>947.2</b>	<b>494.7</b>	<b>162.2</b>	<b>75.4</b>	<b>34.7</b>	<b>32.5</b>	<b>15.0</b>	<b>13.1</b>	<b>1,788.0</b>					
<b>TOTAL TONS</b>	<b>2007-08</b>	<b>206.5</b>	<b>446.0</b>	<b>50.7</b>	<b>69.0</b>	<b>49.4</b>	<b>31.4</b>	<b>42.9</b>	<b>4.0</b>		<b>921.9</b>				
<b>TOTAL TONS</b>	<b>2006-07</b>	<b>310.1</b>	<b>563.5</b>	<b>132.6</b>	<b>94.0</b>	<b>36.8</b>	<b>21.9</b>	<b>50.5</b>	<b>10.6</b>			<b>1,266.1</b>			
<b>TOTAL TH.CASES</b>	<b>2008-09</b>	<b>49.6</b>	<b>58.1</b>	<b>10.1</b>	<b>8.1</b>	<b>3.5</b>	<b>4.5</b>	<b>1.0</b>	<b>1.5</b>				<b>138.6</b>		
<b>TOTAL TH.CASES</b>	<b>2007-08</b>	<b>10.8</b>	<b>45.3</b>	<b>3.0</b>	<b>7.4</b>	<b>4.9</b>	<b>3.1</b>	<b>2.6</b>	<b>0.4</b>					<b>80.1</b>	
<b>TOTAL TH.CASES</b>	<b>2006-07</b>	<b>16.3</b>	<b>54.9</b>	<b>8.0</b>	<b>9.6</b>	<b>3.7</b>	<b>2.2</b>	<b>3.1</b>	<b>1.2</b>						<b>104.1</b>

### Main Species Detail

Season 2008/2009 (Tons)

EXPORTER	APPLE	GRAPE	PEAR	WALNUT	KIWIS	PEACH	NECTARIN	PLUM	TOTAL TONS			TOTAL TH.CASES		
									2008-09	2007-08	2006-07	2008-09	2007-08	2006-07
Polar Fruit Internacional S.A.	870.8	268.9	185.3		87.2	62.0	48.2	33.1	1.559.1	1.915.7	1.653.9	112.8	133.5	109.7
Frutas de Exportación S.A. (Frutexsa)				98.5					127.5	25.0	56.5	6.0	2.5	4.6
Verfrut S.A., Sociedad Exportadora	60.2								60.2			3.1		
Exportadora Frutam Ltda.	19.8								19.8		41.0	1.0		2.2
<b>TOTAL TONS</b>	<b>2008-09</b>	<b>950.8</b>	<b>268.9</b>	<b>185.3</b>	<b>98.5</b>	<b>87.2</b>	<b>62.0</b>	<b>48.2</b>	<b>33.1</b>	<b>1,766.6</b>				
<b>TOTAL TONS</b>	<b>2007-08</b>	<b>1,205.9</b>	<b>280.4</b>	<b>300.6</b>	<b>20.0</b>	<b>46.0</b>	<b>88.3</b>	<b>61.7</b>	<b>18.5</b>		<b>2,079.0</b>			
<b>TOTAL TONS</b>	<b>2006-07</b>	<b>1,492.6</b>	<b>269.6</b>	<b>413.1</b>	<b>51.5</b>	<b>115.8</b>	<b>66.9</b>	<b>53.7</b>	<b>49.8</b>			<b>2,573.3</b>		
<b>TOTAL TH.CASES</b>	<b>2008-09</b>	<b>50.1</b>	<b>31.8</b>	<b>10.3</b>	<b>3.1</b>	<b>8.7</b>	<b>6.5</b>	<b>5.5</b>	<b>3.5</b>			<b>122.9</b>		
<b>TOTAL TH.CASES</b>	<b>2007-08</b>	<b>63.3</b>	<b>34.2</b>	<b>16.7</b>	<b>2.0</b>	<b>4.6</b>	<b>9.8</b>	<b>6.9</b>	<b>2.0</b>				<b>143.1</b>	
<b>TOTAL TH.CASES</b>	<b>2006-07</b>	<b>78.5</b>	<b>32.9</b>	<b>22.9</b>	<b>4.1</b>	<b>11.8</b>	<b>7.4</b>	<b>6.0</b>	<b>5.5</b>					<b>173.2</b>



Ruth Herrera Lagos

Av. Aviacion s/n 19 Merc. May. de frutas Ric  
Cerro Colorado, Arequipa  
Perú

### Main Species Detail

Season 2008/2009 (Tons)

EXPORTER	APPLE	PEAR	GRAPE	PLUM	KIWIS	PEACH	NECTARIN	TOTAL TONS			TOTAL TH.CASES		
								2008-09	2007-08	2006-07	2008-09	2007-08	2006-07
Troncoso Moreno, Johnny	1,276.4	247.3		5.2	2.9			1,531.8	1,418.3	1,124.4	78.3	73.5	59.1
Zuñiga Zuñiga, José D.			177.4					177.4	89.4	301.6	15.2	7.4	25.8
Isabel Valenzuela R.	20.6	3.0						23.6	94.5	23.5	1.2	4.8	1.2
<b>TOTAL TONS</b>	<b>2008-09</b>	<b>1,297.0</b>	<b>250.3</b>	<b>177.4</b>	<b>5.2</b>	<b>2.9</b>		<b>1,732.8</b>					
<b>TOTAL TONS</b>	<b>2007-08</b>	<b>1,203.3</b>	<b>229.2</b>	<b>89.4</b>	<b>43.6</b>		<b>19.4</b>	<b>17.4</b>	<b>1,602.1</b>				
<b>TOTAL TONS</b>	<b>2006-07</b>	<b>841.5</b>	<b>193.8</b>	<b>301.6</b>	<b>57.9</b>	<b>13.2</b>	<b>25.6</b>	<b>15.8</b>		<b>1,449.5</b>			
<b>TOTAL TH.CASES</b>	<b>2008-09</b>	<b>64.8</b>	<b>13.9</b>	<b>15.2</b>	<b>0.6</b>	<b>0.2</b>					<b>94.7</b>		
<b>TOTAL TH.CASES</b>	<b>2007-08</b>	<b>60.2</b>	<b>12.7</b>	<b>7.4</b>	<b>2.9</b>		<b>1.3</b>	<b>1.2</b>				<b>85.7</b>	
<b>TOTAL TH.CASES</b>	<b>2006-07</b>	<b>42.1</b>	<b>10.8</b>	<b>25.8</b>	<b>3.9</b>	<b>0.7</b>	<b>1.7</b>	<b>1.1</b>					<b>86.0</b>



Av. Dr. Gastao Vidigal, 1946  
Sao Paulo  
Brasil

Frutiminas Comercio de Frutas Ltda

Phone: 55 (11) 50415842

### Main Species Detail

Season 2008/2009 (Tons)

EXPORTER	GRAPE	PLUM	KIWIS	NECTARIN	PEACH	APPLE	CHERRY	APRICOT	TOTAL TONS			TOTAL TH.CASES		
									2008-09	2007-08	2006-07	2008-09	2007-08	2006-07
Mario Gutierrez	266.0	73.1	44.3	94.4	79.3	64.2	14.4	7.7	643.5	439.1	1,043.4	71.2	39.9	73.0
Frutexport S.A.	539.9								539.9	200.7	237.5	65.8	24.5	29.0
Araucaria Exportaciones S.A.		98.1		20.4	27.1				145.6			16.2		
Río Blanco Ltda. Exportadora	26.8		116.5						143.2			14.9		
Copefrut S.A.		22.4	11.2			42.6	7.9		84.1			7.4		
Others	57.3	31.9	32.2	40.7	2.0				164.1	272.8	354.6	18.7	29.6	36.8
<b>TOTAL TONS</b>	<b>2008-09</b>	<b>889.9</b>	<b>225.5</b>	<b>204.2</b>	<b>155.5</b>	<b>108.4</b>	<b>106.8</b>	<b>22.4</b>	<b>7.7</b>	<b>1,720.4</b>				
<b>TOTAL TONS</b>	<b>2007-08</b>	<b>271.2</b>	<b>139.6</b>		<b>184.1</b>	<b>39.0</b>	<b>210.6</b>	<b>20.5</b>	<b>7.5</b>	<b>912.6</b>				
<b>TOTAL TONS</b>	<b>2006-07</b>	<b>390.9</b>	<b>170.7</b>	<b>48.8</b>	<b>137.6</b>	<b>72.8</b>	<b>712.6</b>	<b>1.7</b>			<b>1,635.5</b>			
<b>TOTAL TH.CASES</b>	<b>2008-09</b>	<b>108.5</b>	<b>24.8</b>	<b>20.4</b>	<b>16.9</b>	<b>12.0</b>	<b>5.6</b>	<b>4.6</b>	<b>1.3</b>			<b>194.2</b>		
<b>TOTAL TH.CASES</b>	<b>2007-08</b>	<b>33.1</b>	<b>15.5</b>		<b>20.5</b>	<b>4.3</b>	<b>11.1</b>	<b>4.1</b>	<b>0.9</b>				<b>94.0</b>	
<b>TOTAL TH.CASES</b>	<b>2006-07</b>	<b>47.7</b>	<b>18.7</b>	<b>5.0</b>	<b>15.3</b>	<b>8.4</b>	<b>37.5</b>	<b>0.2</b>						<b>138.8</b>



## Frutabras Com. e Transporte Int.

Phone: 55 (11) 3834 4122

Fax: 55 (11) 3836 5708

e-mail: [diretoria@frutabras.com](mailto:diretoria@frutabras.com)

Contact: Pedro Macedo Fernandes

[www.frutabras.com](http://www.frutabras.com)

Av. José Cézar de Oliveira 181

Vila Leopoldina, Sao Paulo

Brasil



## Main Species Detail

Season 2008/2009 (Tons)

EXPORTER		KIWIS	APPLE	PLUM	GRAPE	PEACH	NECTARIN	CHERRY	NASHI	TOTAL TONS			TOTAL TH.CASES		
										2008-09	2007-08	2006-07	2008-09	2007-08	2006-07
Dole Chile S.A.		542.9	370.4	329.3	112.3	107.8	60.0	63.9		1,586.7	1,040.1	2,607.9	154.9	87.9	216.0
Hars & Hanebauer Ltda. (Chile)					72.8					72.8			8.9		
Aaricola Los Mavos Ltda.								23.3		23.3	22.5		2.6	2.5	
Río Blanco Ltda. Exportadora								17.6		17.6	246.2	288.5	3.5	29.0	31.3
<b>TOTAL TONS</b>	2008-09	542.9	370.4	329.3	185.1	107.8	83.4	81.5		1,700.5					
<b>TOTAL TONS</b>	2007-08	449.4	523.3	55.2	102.9	44.0	68.3	88.0			1,331.2				
<b>TOTAL TONS</b>	2006-07	767.7	1,237.6	320.4	365.0	93.6	93.1	14.1	4.0			2,896.4			
<b>TOTAL TH.CASES</b>	2008-09	54.3	18.7	36.0	22.6	12.6	9.4	16.3					169.9		
<b>TOTAL TH.CASES</b>	2007-08	44.9	27.3	6.7	12.6	4.9	7.6	17.6						121.6	
<b>TOTAL TH.CASES</b>	2006-07	76.8	64.5	38.2	43.5	10.5	10.5	2.8	0.4						247.3

## Frutícola Cacique Ltda.

Phone: 55 (11) 36416952

Fax: 55 (11) 2615049

e-mail: [cacique@zaz.com.br](mailto:cacique@zaz.com.br)

[www.benvindos.com.br](http://www.benvindos.com.br)

Av. Gastao Vidigal 1946-Box 70, 05314-900

Sao Paulo

Brasil



CACIQUE

## Main Species Detail

Season 2008/2009 (Tons)

EXPORTER		GRAPE	KIWIS	APPLE	PLUM	PEACH	NECTARIN	PEAR	TOTAL TONS			TOTAL TH.CASES		
									2008-09	2007-08	2006-07	2008-09	2007-08	2006-07
Córoora Agrícola S.A.		617.7			22.2				639.9	85.0	150.9	77.8	10.4	18.2
Scramble Ltda., Ases. e Inv.		166.9	32.3						199.2			23.6		
David del Curto S.A.			131.0	45.9					176.9			15.5		
Igal Exportaciones Ltda			69.1	44.7					113.8	22.8		9.3	1.2	
Greenvic Comercial S.A.		43.4	23.0		44.9				111.4			12.6		
Others		141.1	203.4	44.7	45.0	22.5			456.6	216.7	532.9	47.4	22.1	55.0
<b>TOTAL TONS</b>	2008-09	969.1	458.9	135.2	112.1	22.5			1,697.8					
<b>TOTAL TONS</b>	2007-08	178.7	33.3	45.1	3.7	10.8	30.5	22.3		324.5				
<b>TOTAL TONS</b>	2006-07	263.3	21.8	91.6	151.3	70.2	85.6				683.8			
<b>TOTAL TH.CASES</b>	2008-09	118.2	45.9	7.1	12.4	2.5						186.1		
<b>TOTAL TH.CASES</b>	2007-08	21.8	3.3	2.4	0.4	1.2	3.4	1.2					33.7	
<b>TOTAL TH.CASES</b>	2006-07	32.1	2.2	4.8	16.8	7.8	9.5							73.2

## Exportaciones Durexporta S.A

Phone: 593 (4) 2893651

Fax: 593 (4) 2893652

e-mail: [durexporta@durexporta.com](mailto:durexporta@durexporta.com)

Contact: Oscar Orrantia Morla

[www.durexporta.com](http://www.durexporta.com)

Km 14,5 Via A Daule Frente a Mabe

Guayaquil

Ecuador



## Main Species Detail

Season 2008/2009 (Tons)

EXPORTER		APPLE	GRAPE	PEAR	PEACH	PLUM	CHERRY	NECTARIN	APRICOT	TOTAL TONS		TOTAL TH.CASES	
										2008-09	2007-08	2008-09	2007-08
Tres Cabezas Ltda.		80.9	294.5							375.3		40.2	
Soc.Comercial Star Fruit Ltda.			258.3		78.0					336.3		35.7	
Greenvic Comercial S.A.		140.1		73.3	14.2	12.6	3.8			244.0		14.8	
Aconcaqua Ltda. Exp. (Aconex)		123.5	43.7		8.4	12.2		12.5	2.2	202.6	64.5	13.4	3.3
Oppenheimer Chile Ltda, Serv. Agríc.		111.0	18.4	23.0			12.8			165.2		10.6	
Others		283.8	17.7	56.4						358.0		19.5	
<b>TOTAL TONS</b>	2008-09	739.3	632.6	152.8	100.6	24.8	16.6	12.5	2.2	1,681.4			
<b>TOTAL TONS</b>	2007-08	53.0		11.5							64.5		
<b>TOTAL TH.CASES</b>	2008-09	37.9	73.8	8.5	7.6	2.6	2.0	1.4	0.2			134.1	
<b>TOTAL TH.CASES</b>	2007-08	2.7		0.6									3.3





Av. Dr. Gastao Vidigal, 1946  
Pav, AMG Box 10. Sao Paulo  
Brasil

Umai Comercio Imp, e Exp. Ltda.  
Phone: 55 (11) 38370784  
Fax: 55 (11) 383247543  
e-mail: marilu@umai-importacao.com.br  
Contact: Marilu Pavan

### Main Species Detail

Season 2008/2009 (Tons)

EXPORTER		PLUM	GRAPE	APPLE	NECTARIN	PEACH	KIWIS	CHERRY	NASHI	TOTAL TONS		TOTAL TH.CASES	
										2008-09	2007-08	2008-09	2007-08
San Fernando S.A., Frutera (Frusan)			80.3	232.3						312.6			12.9
Araucaria Exportaciones S.A.	64.1				96.8	84.2				245.1	20.6	28.6	2.3
Del Monte Fresh Produce (Chile) S.A.	177.4	38.7				19.5				235.6	22.2	26.9	2.5
Bauza Export Ltda.	124.5	81.2								205.7			21.0
Greenic Comercial S.A.	64.3	21.3			36.5	46.8	22.9		10.0	201.7	65.1	21.9	7.2
Others	68.8	197.3	63.8	30.3	6.8	67.1	21.4			455.5	87.6	50.7	8.0
<b>TOTAL TONS</b>	<b>2008-09</b>	<b>499.0</b>	<b>418.9</b>	<b>296.2</b>	<b>163.6</b>	<b>157.3</b>	<b>90.0</b>	<b>21.4</b>	<b>10.0</b>	<b>1,656.2</b>			
<b>TOTAL TONS</b>	<b>2007-08</b>	<b>86.4</b>		<b>21.3</b>	<b>23.9</b>	<b>36.5</b>	<b>22.4</b>	<b>1.6</b>			<b>195.5</b>		
<b>TOTAL TH.CASES</b>	<b>2008-09</b>	<b>53.0</b>	<b>53.0</b>	<b>4.5</b>	<b>18.2</b>	<b>17.7</b>	<b>9.0</b>	<b>5.2</b>	<b>1.2</b>			<b>161.9</b>	
<b>TOTAL TH.CASES</b>	<b>2007-08</b>	<b>9.1</b>		<b>1.1</b>	<b>2.6</b>	<b>4.0</b>	<b>2.2</b>	<b>0.3</b>					<b>20.0</b>



Green Apples E.I.R.L.  
Perú

### Main Species Detail

Season 2008/2009 (Tons)

EXPORTER		APPLE	PEAR	GRAPE	PLUM	KIWIS	PEACH	NECTARIN	TOTAL TONS			TOTAL TH.CASES			
									2008-09	2007-08	2006-07	2008-09	2007-08	2006-07	
Mendoza Ytuza, Luis		591.9	105.3	190.8	127.2	50.0	31.7	12.4		1,109.2			72.7		
Rebeca Produce E.I.R.L.		300.1	96.2			14.4				410.6			22.4		
Exportadora Viento Austral Ltd		13.7	8.1			2.1				23.9	197.8		1.3	10.7	
<b>TOTAL TONS</b>	<b>2008-09</b>	<b>905.7</b>	<b>209.5</b>	<b>190.8</b>	<b>127.2</b>	<b>66.4</b>	<b>31.7</b>	<b>12.4</b>		<b>1,543.7</b>					
<b>TOTAL TONS</b>	<b>2007-08</b>	<b>350.2</b>	<b>27.3</b>		<b>45.8</b>	<b>34.0</b>	<b>8.6</b>			<b>465.9</b>					
<b>TOTAL TONS</b>	<b>2006-07</b>	<b>454.9</b>	<b>14.7</b>	<b>49.0</b>	<b>58.1</b>	<b>18.9</b>	<b>4.8</b>				<b>600.5</b>				
<b>TOTAL TH.CASES</b>	<b>2008-09</b>	<b>46.2</b>	<b>11.9</b>	<b>15.9</b>	<b>12.3</b>	<b>6.3</b>	<b>2.6</b>	<b>1.1</b>				<b>96.4</b>			
<b>TOTAL TH.CASES</b>	<b>2007-08</b>	<b>17.7</b>	<b>1.6</b>		<b>4.3</b>	<b>2.7</b>	<b>0.9</b>						<b>27.2</b>		
<b>TOTAL TH.CASES</b>	<b>2006-07</b>	<b>22.9</b>	<b>0.8</b>	<b>4.7</b>	<b>5.9</b>	<b>1.3</b>	<b>0.5</b>								<b>35.9</b>



[www.jumbo.com.ar](http://www.jumbo.com.ar)

Unicenter Shopping - 4º nivel, Edison, 2680  
Martínez, Buenos Aires  
Argentina

Jumbo Retail Argentina S.A.

Phone: 54 (11) 4733 1400  
Fax: 54 (11) 4793 4676  
e-mail: icobos@jumbo.com.ar  
Contact: Ivan Cobos

### Main Species Detail

Season 2008/2009 (Tons)

EXPORTER		AVOCADO	ORANGE	KIWIS	APPLE	GRAPEFR.	GRAPE	LEMON	PLUM	TOTAL TONS		TOTAL TH.CASES	
										2008-09	2007-08	2008-09	2007-08
Dole Chile S.A.				206.6	101.6		18.0			326.3	483.9	28.1	36.6
La Rosa Sofruco			128.5			94.5				223.0	286.4	13.9	17.9
Pachacama Ltda.	180.2									180.2			18.0
San Fco. Lo Garces. Soc. Ltda.				31.0			34.1		63.3	138.8	287.5	15.3	30.2
Santa Luisa Ltda., Exportadora	22.6	112.7								135.3			8.6
Others	154.8				85.4	45.9	74.1	72.2		508.4	538.2	43.2	48.4
<b>TOTAL TONS</b>	<b>2008-09</b>	<b>357.6</b>	<b>241.3</b>	<b>237.6</b>	<b>187.0</b>	<b>140.4</b>	<b>126.3</b>	<b>72.2</b>	<b>63.3</b>	<b>1,512.1</b>			
<b>TOTAL TONS</b>	<b>2007-08</b>	<b>262.2</b>	<b>157.4</b>	<b>141.9</b>	<b>375.8</b>	<b>129.0</b>	<b>131.8</b>	<b>22.3</b>	<b>125.7</b>		<b>1,596.0</b>		
<b>TOTAL TH.CASES</b>	<b>2008-09</b>	<b>34.0</b>	<b>14.2</b>	<b>23.8</b>	<b>9.8</b>	<b>10.0</b>	<b>15.4</b>	<b>4.2</b>	<b>7.0</b>			<b>127.1</b>	
<b>TOTAL TH.CASES</b>	<b>2007-08</b>	<b>24.5</b>	<b>9.3</b>	<b>14.2</b>	<b>19.3</b>	<b>8.6</b>	<b>15.9</b>	<b>1.3</b>	<b>13.4</b>				<b>133.0</b>



## Austral Trading México S.A. de C.V.

Phone: 52 (55) 56949018 / 56942136

Fax: 52 (55) 56946546 / 56940151

e-mail: ecardona@australtrading.com

Contact: Ernesto Cardona L.

Bod. L-96 Central Abastos, Col. Ejidos del Moral

Delegación Iztapalapa, CP 09040, México D.F.

México



### Main Species Detail

Season 2008/2009 (Tons)

EXPORTER		GRAPE	APPLE	PEACH	KIWIS	PLUM	NECTARIN	CHERRY	PEAR	TOTAL TONS			TOTAL TH.CASES			
										2008-09	2007-08	2006-07	2008-09	2007-08	2006-07	
Exser Ltda.		537.3									537.3	124.8	354.2	65.5	15.2	43.2
Terramater S.A.			222.4								222.4	134.1	1.333.7	11.7	7.1	63.6
Sicor S.A., Agrícola		220.8									220.8	113.4	301.9	26.5	13.4	36.3
Scramble Ltda., Ases. e Inv.		53.1		96.6		18.1	8.1				175.9			20.1		
Ecoaustral Ltda.				2.6	92.8	39.9					135.3	120.2		14.0	6.4	
Others		200.9						2.9			203.8	372.5	509.8	25.1	43.9	61.9
<b>TOTAL TONS</b>	2008-09	1,012.2	222.4	99.1	92.8	58.1	8.1	2.9			1,495.5					
<b>TOTAL TONS</b>	2007-08	587.7	254.3						23.0			865.0				
<b>TOTAL TONS</b>	2006-07	1,165.9	1,333.7										2,499.7			
<b>TOTAL TH.CASES</b>	2008-09	123.0	11.7	11.0	9.3	6.5	0.9	0.6						163.0		
<b>TOTAL TH.CASES</b>	2007-08	71.2	13.4						1.3						86.0	
<b>TOTAL TH.CASES</b>	2006-07	141.4	63.6													205.0

## FruvetSA, Frutas, Vegetales y Transportes S.A.

Phone: (504 -557 2604/ 5572606 /557 2310

Fax: 504 557 2398

e-mail: fruvetsa@globalnet.hn

Contact: Virgilio Galo Valladares

8 Ave., 8 y 9 Calle S. E.

Barrio Medina, San Pedro Sula

Honduras



### Main Species Detail

Season 2008/2009 (Tons)

EXPORTER		APPLE	GRAPE	PEAR	PEACH	PLUM	NECTARIN	ORANGE	CLEMENT	TOTAL TONS			TOTAL TH.CASES			
										2008-09	2007-08	2006-07	2008-09	2007-08	2006-07	
Unifrutti Traders Ltda.		443.0	25.7	8.0	4.0	4.5	4.0	19.5	16.7		525.5	757.0	904.5	31.6	49.1	58.5
Dole Chile S.A.		299.9	50.9	21.0	1.1	3.2	5.4				385.9	808.9	748.0	24.0	45.2	45.1
Polar Fruit International S.A.		69.4	53.2	4.6	2.2	1.9	2.0				133.2	36.5		11.2	3.3	
Scramble Ltda., Ases. e Inv.		14.8	54.2	23.0	6.0	9.1	5.0				112.2			10.9		
South Fruits Chile S.A.		12.2	58.4	2.2	3.2	2.2	5.0				94.4			9.8		
Others		69.4	61.3	42.5	19.2	13.7	12.5				229.0	229.0	168.9	18.2	18.0	13.8
<b>TOTAL TONS</b>	2008-09	908.7	303.8	101.3	35.7	34.4	34.1	19.5	16.7		1,480.3					
<b>TOTAL TONS</b>	2007-08	1,372.3	213.2	68.2	36.7	29.5	37.2	13.7	17.9			1,831.4				
<b>TOTAL TONS</b>	2006-07	1,309.8	249.6	93.8	39.4	32.3	26.7	16.6	20.1				1,821.4			
<b>TOTAL TH.CASES</b>	2008-09	47.2	35.0	6.1	4.0	3.7	3.8	1.3	1.7					105.7		
<b>TOTAL TH.CASES</b>	2007-08	70.2	22.5	4.1	4.1	3.1	4.1	0.9	1.8						115.6	
<b>TOTAL TH.CASES</b>	2006-07	68.4	26.0	5.6	4.4	3.4	3.0	1.1	2.0							117.4

## Copsul Imp.y Exportadora Ltda

Phone: 55 (11) 3641 3451

Fax: 55 (11) 3643 7624

e-mail: hlmanha@uol.com.br

Largo Sao Bento 30, Sala 12, Centro

Santana de Parnaiba

Brasil



### Main Species Detail

Season 2008/2009 (Tons)

EXPORTER		GRAPE	KIWIS	PLUM	NECTARIN	PEACH	CHERRY	PEAR	APPLE	TOTAL TONS			TOTAL TH.CASES			
										2008-09	2007-08	2006-07	2008-09	2007-08	2006-07	
Unifrutti Traders Ltda.		408.8	32.6	61.5	50.0	27.7	53.8	3.9	27.9		678.4	193.2	147.6	82.4	35.3	22.5
David del Curto S.A.			219.0	20.6	33.3	4.0		44.9			347.6	184.2	122.2	34.4	19.8	12.7
Scramble Ltda., Ases. e Inv.		50.2		20.2	16.3	30.4					117.0			13.5		
Verfrut S.A., Sociedad Exportadora				29.0	11.2	4.3					44.6	99.6		5.0	13.1	
Southern Fruit. Exportadora			37.4								37.4			4.2		
Others		47.5	12.0	28.7	3.7						91.9	141.2	393.3	10.2	18.4	47.5
<b>TOTAL TONS</b>	2008-09	506.5	301.0	159.9	114.6	66.4	53.8	48.8	27.9		1,316.9					
<b>TOTAL TONS</b>	2007-08	222.7	98.9	36.5	69.0	10.6	152.3					618.3				
<b>TOTAL TONS</b>	2006-07	273.1	20.8	196.5	32.2	5.6	45.9	21.6	21.9				663.1			
<b>TOTAL TH.CASES</b>	2008-09	62.0	30.5	16.5	12.7	7.5	11.2	3.0	1.5					149.6		
<b>TOTAL TH.CASES</b>	2007-08	27.6	9.9	4.1	7.7	1.2	32.1								86.6	
<b>TOTAL TH.CASES</b>	2006-07	33.8	2.1	22.6	3.6	0.6	10.7	1.2	1.2							82.6



Cal. Blondell 487  
Tacna  
Perú

Rosa Milagros Elias Ramos  
Phone: 51 (52) 314259

### Main Species Detail

Season 2008/2009 (Tons)

EXPORTER	APPLE	PEAR	GRAPE	KIWIS	PLUM	NECTARIN	PEACH	TOTAL TONS			TOTAL TH.CASES		
								2008-09	2007-08	2006-07	2008-09	2007-08	2006-07
Troncoso Moreno, Johnny	698.7	528.7		0.6				1,228.0	1,128.3	1,604.6	64.4	59.1	84.2
Zuñiga Zuñiga, José D.			88.7					88.7		25.3	7.4		2.1
<b>TOTAL TONS</b>	<b>2008-09</b>	<b>698.7</b>	<b>528.7</b>	<b>0.6</b>				<b>1,316.7</b>					
<b>TOTAL TONS</b>	<b>2007-08</b>	<b>694.1</b>	<b>414.8</b>		<b>13.5</b>	<b>5.9</b>			<b>1,128.3</b>				
<b>TOTAL TONS</b>	<b>2006-07</b>	<b>1,045.4</b>	<b>480.2</b>	<b>25.3</b>	<b>15.0</b>	<b>50.1</b>	<b>8.7</b>	<b>5.2</b>		<b>1,629.9</b>			
<b>TOTAL TH.CASES</b>	<b>2008-09</b>	<b>35.0</b>	<b>29.4</b>	<b>7.4</b>	<b>0.03</b>						<b>71.8</b>		
<b>TOTAL TH.CASES</b>	<b>2007-08</b>	<b>34.7</b>	<b>23.1</b>			<b>0.9</b>	<b>0.4</b>					<b>59.1</b>	
<b>TOTAL TH.CASES</b>	<b>2006-07</b>	<b>52.4</b>	<b>26.7</b>	<b>2.1</b>	<b>0.8</b>	<b>3.3</b>	<b>0.6</b>	<b>0.3</b>					<b>86.3</b>



[www.prodimexport.com.mx](http://www.prodimexport.com.mx)

Zona V Sector 5 Nave 4, Central de Abastos, Bod. R 192  
Colonia Ejidos del Moral, México D.F.  
México

Prodimexport S.A de C.V.

Phone: 52 (55) 56004183  
Fax: 52 (55) 56002294

### Main Species Detail

Season 2008/2009 (Tons)

EXPORTER	APPLE	TOTAL TONS			TOTAL TH.CASES		
		2008-09	2007-08	2006-07	2008-09	2007-08	2006-07
Unifrutti Traders Ltda.	967.6	967.6	1,892.1	1,622.7	50.4	101.4	87.3
Copefrut S.A.	302.2	302.2	828.9	1,273.3	15.9	43.6	67.0
<b>TOTAL TONS</b>	<b>2008-09</b>	<b>1,269.7</b>	<b>1,269.7</b>				
<b>TOTAL TONS</b>	<b>2007-08</b>	<b>3,741.4</b>	<b>3,741.4</b>				
<b>TOTAL TONS</b>	<b>2006-07</b>	<b>4,880.8</b>	<b>4,880.8</b>				
<b>TOTAL TH.CASES</b>	<b>2008-09</b>	<b>66.3</b>			<b>66.3</b>		
<b>TOTAL TH.CASES</b>	<b>2007-08</b>	<b>198.0</b>				<b>198.0</b>	
<b>TOTAL TH.CASES</b>	<b>2006-07</b>	<b>259.2</b>					<b>259.2</b>



Comercializadora Maygle C.A.  
Venezuela

### Main Species Detail

Season 2008/2009 (Tons)

EXPORTER	APPLE	PEAR	GRAPE	PLUM	TOTAL TONS			TOTAL TH.CASES		
					2008-09	2007-08	2006-07	2008-09	2007-08	2006-07
Alcalde S.A.	1,012.7	161.3	90.5		1,264.5	1,237.9	1,321.8	73.7	71.4	71.0
<b>TOTAL TONS</b>	<b>2008-09</b>	<b>1,012.7</b>	<b>161.3</b>	<b>90.5</b>	<b>1,264.5</b>					
<b>TOTAL TONS</b>	<b>2007-08</b>	<b>629.3</b>	<b>553.0</b>	<b>55.7</b>		<b>1,237.9</b>				
<b>TOTAL TONS</b>	<b>2006-07</b>	<b>838.0</b>	<b>483.8</b>	<b>20.2</b>			<b>1,342.0</b>			
<b>TOTAL TH.CASES</b>	<b>2008-09</b>	<b>53.7</b>	<b>9.0</b>	<b>11.0</b>				<b>73.7</b>		
<b>TOTAL TH.CASES</b>	<b>2007-08</b>	<b>33.9</b>	<b>30.7</b>	<b>6.8</b>					<b>71.4</b>	
<b>TOTAL TH.CASES</b>	<b>2006-07</b>	<b>44.1</b>	<b>26.9</b>	<b>2.2</b>						<b>73.3</b>



Unifrutas E.U.A  
 Phone: 57 (1) 4510102  
 Fax: 57 (1) 2641147  
 e-mail: unifrutas@latinmail.com  
 Contact: Edgar Cifuentes

www.unifrutas.net  
 Calle 8 9240  
 Bogotá, Distrito Capital  
 Colombia



### Main Species Detail

Season 2008/2009 (Tons)

EXPORTER	APPLE	PEAR	GRAPE	NECTARIN	PEACH	PLUM	KIWIS	CHERRY	TOTAL TONS			TOTAL TH.CASES		
									2008-09	2007-08	2006-07	2008-09	2007-08	2006-07
Aarrisouth Estates Chile S.A.	264.0								264.0	1.689.4	758.2	13.8	89.2	39.5
Soc. Agric. Comercial Ltda. (Aaricom)	189.2								189.2	186.7	95.3	9.7	9.5	4.9
Iaol Exportaciones Ltda	133.5	24.5							157.9	24.0		8.4	1.2	
Fresh Land Chile S.A.	90.7	23.0							113.7	81.0	25.0	6.1	5.2	2.5
Pataonia Export S.A.	95.8								95.8			5.0		
Others	186.2	57.9	70.9	48.3	43.6	24.3			431.2	1.064.8	2.105.4	34.9	62.7	135.4
<b>TOTAL TONS</b>	<b>2008-09</b>	<b>959.4</b>	<b>105.4</b>	<b>70.9</b>	<b>48.3</b>	<b>43.6</b>	<b>24.3</b>		<b>1,252.0</b>					
<b>TOTAL TONS</b>	<b>2007-08</b>	<b>2,745.3</b>	<b>184.6</b>	<b>49.6</b>	<b>20.0</b>	<b>19.0</b>	<b>11.3</b>	<b>11.2</b>	<b>4.8</b>	<b>3,045.8</b>				
<b>TOTAL TONS</b>	<b>2006-07</b>	<b>2,340.5</b>	<b>204.1</b>	<b>141.5</b>	<b>65.6</b>	<b>69.2</b>	<b>88.5</b>	<b>33.6</b>	<b>2.4</b>		<b>2,983.8</b>			
<b>TOTAL TH.CASES</b>	<b>2008-09</b>	<b>50.0</b>	<b>5.8</b>	<b>8.7</b>	<b>5.6</b>	<b>5.0</b>	<b>2.7</b>					<b>77.8</b>		
<b>TOTAL TH.CASES</b>	<b>2007-08</b>	<b>144.0</b>	<b>10.2</b>	<b>6.0</b>	<b>2.2</b>	<b>2.1</b>	<b>1.3</b>	<b>1.1</b>	<b>1.0</b>				<b>168.0</b>	
<b>TOTAL TH.CASES</b>	<b>2006-07</b>	<b>123.3</b>	<b>12.6</b>	<b>13.1</b>	<b>7.2</b>	<b>7.7</b>	<b>9.8</b>	<b>3.4</b>	<b>0.5</b>					<b>182.4</b>

### Big Company Fruits

Colombia



### Main Species Detail

Season 2008/2009 (Tons)

EXPORTER	APPLE	PEAR	TOTAL TONS		TOTAL TH.CASES	
			2008-09	2007-08	2008-09	2007-08
Fruver Chile Ltda. Exportadora	596.3		596.3	505.3	31.0	26.0
V&V Limitada	449.1		449.1		23.4	
Golden Fruits Ltda. Exportadora	152.5	38.4	191.0		10.1	
<b>TOTAL TONS</b>	<b>2008-09</b>	<b>1,198.0</b>	<b>38.4</b>	<b>1,236.4</b>		
<b>TOTAL TONS</b>	<b>2007-08</b>	<b>505.3</b>		<b>505.3</b>		
<b>TOTAL TH.CASES</b>	<b>2008-09</b>	<b>62.3</b>	<b>2.1</b>		<b>64.4</b>	
<b>TOTAL TH.CASES</b>	<b>2007-08</b>	<b>26.0</b>			<b>26.0</b>	

### Distribuidora Emijor C.A.

Venezuela



### Main Species Detail

Season 2008/2009 (Tons)

EXPORTER	APPLE	PEAR	GRAPE	KIWIS	NECTARIN	CHERRY	PLUM	RASPB	TOTAL TONS			TOTAL TH.CASES		
									2008-09	2007-08	2006-07	2008-09	2007-08	2006-07
EI Olam Ltda., Imp. v Exp., Imp. v Exp.	729.3	242.6	113.6	49.5	30.0	24.8	21.6		1,211.3			91.3		
<b>TOTAL TONS</b>	<b>2008-09</b>	<b>729.3</b>	<b>242.6</b>	<b>113.6</b>	<b>49.5</b>	<b>30.0</b>	<b>24.8</b>	<b>21.6</b>	<b>1,211.3</b>					
<b>TOTAL TONS</b>	<b>2007-08</b>	<b>433.4</b>	<b>46.6</b>	<b>106.3</b>		<b>12.2</b>	<b>6.4</b>	<b>12.6</b>	<b>617.4</b>					
<b>TOTAL TONS</b>	<b>2006-07</b>	<b>381.1</b>	<b>197.4</b>	<b>125.7</b>			<b>1.7</b>	<b>9.7</b>	<b>0.8</b>		<b>716.5</b>			
<b>TOTAL TH.CASES</b>	<b>2008-09</b>	<b>38.8</b>	<b>17.1</b>	<b>13.8</b>	<b>5.5</b>	<b>3.3</b>	<b>10.2</b>	<b>2.4</b>				<b>91.3</b>		
<b>TOTAL TH.CASES</b>	<b>2007-08</b>	<b>22.7</b>	<b>2.6</b>	<b>13.0</b>		<b>1.4</b>	<b>1.5</b>	<b>1.4</b>					<b>42.5</b>	
<b>TOTAL TH.CASES</b>	<b>2006-07</b>	<b>20.0</b>	<b>10.9</b>	<b>15.3</b>			<b>0.3</b>	<b>1.1</b>	<b>0.2</b>					<b>47.9</b>



Import. Y Negociaciones Nayjama  
Perú

### Main Species Detail

Season 2008/2009 (Tons)

EXPORTER	PEAR	GRAPE	APPLE	PLUM	CHERRY	NECTARIN	KIWIS	TOTAL TONS			TOTAL TH.CASES		
								2008-09	2007-08	2006-07	2008-09	2007-08	2006-07
Isabel Valenzuela R.	474.8		102.9					577.7	603.6	431.1	31.5	33.3	23.0
Poma Mamani Salvador y Otros		167.4						167.4			14.0		
González y Montealegre Ltda	32.0		40.0	68.0	5.9	8.6		154.4	46.6		9.7	2.9	
Zuñiga Zuñiga. José D.		153.4						153.4	70.7	311.5	12.8	5.9	26.0
Francisco Gonzalez M. EIRL, Emp Com.	7.7		21.6	33.3	3.6			66.1			4.1		
Others			68.4	22.9				91.3	599.5	45.5	5.7	37.5	2.5
<b>TOTAL TONS</b>	<b>2008-09</b>	<b>514.5</b>	<b>320.8</b>	<b>232.9</b>	<b>124.2</b>	<b>9.5</b>	<b>8.6</b>	<b>1,210.3</b>					
<b>TOTAL TONS</b>	<b>2007-08</b>	<b>626.7</b>	<b>95.9</b>	<b>461.7</b>	<b>115.9</b>	<b>10.4</b>	<b>9.9</b>	<b>1,320.4</b>					
<b>TOTAL TONS</b>	<b>2006-07</b>	<b>311.6</b>	<b>311.5</b>	<b>161.7</b>			<b>3.2</b>		<b>788.0</b>				
<b>TOTAL TH.CASES</b>	<b>2008-09</b>	<b>28.8</b>	<b>26.7</b>	<b>11.7</b>	<b>9.3</b>	<b>0.6</b>	<b>0.6</b>				<b>77.8</b>		
<b>TOTAL TH.CASES</b>	<b>2007-08</b>	<b>34.8</b>	<b>8.0</b>	<b>24.0</b>	<b>10.9</b>	<b>1.0</b>	<b>0.7</b>					<b>79.5</b>	
<b>TOTAL TH.CASES</b>	<b>2006-07</b>	<b>17.3</b>	<b>26.0</b>	<b>8.1</b>			<b>0.2</b>						<b>51.5</b>



Jorge Deyvid Scott A

Aso E.Perez Gamboa mza. B lote 10  
Crl. Greg. Albarracin Lanchipa, Tacna  
Perú

### Main Species Detail

Season 2008/2009 (Tons)

EXPORTER	GRAPE	APPLE	PEAR	PLUM	PEACH	NECTARIN	TOTAL TONS			TOTAL TH.CASES			
							2008-09	2007-08	2006-07	2008-09	2007-08	2006-07	
Cerro Alegre Ltda.	1,201.9						1,201.9			114.7			
<b>TOTAL TONS</b>	<b>2008-09</b>	<b>1,201.9</b>					<b>1,201.9</b>						
<b>TOTAL TONS</b>	<b>2007-08</b>	<b>155.8</b>	<b>251.9</b>	<b>9.8</b>			<b>417.5</b>						
<b>TOTAL TONS</b>	<b>2006-07</b>	<b>212.4</b>	<b>345.0</b>	<b>8.5</b>	<b>32.1</b>	<b>15.2</b>	<b>4.0</b>		<b>617.3</b>				
<b>TOTAL TH.CASES</b>	<b>2008-09</b>	<b>114.7</b>								<b>114.7</b>			
<b>TOTAL TH.CASES</b>	<b>2007-08</b>	<b>18.1</b>	<b>12.6</b>	<b>0.5</b>							<b>31.2</b>		
<b>TOTAL TH.CASES</b>	<b>2006-07</b>	<b>17.7</b>	<b>17.2</b>	<b>0.5</b>	<b>3.1</b>	<b>1.7</b>	<b>0.4</b>						<b>40.7</b>



[www.dimimax.com](http://www.dimimax.com)

Av. Rolon 2560  
Mercado Abasto Beccar Pcia de B. Aires  
Argentina

Dimimax S.R.L.

Phone: 54 (11) 46225145  
Fax: 54 (11) 44462379  
e-mail: [dimimax@dimimax.com.ar](mailto:dimimax@dimimax.com.ar)  
Contact: Jose Luis Manso

### Main Species Detail

Season 2008/2009 (Tons)

EXPORTER	KIWIS	GRAPE	GRAPEFR.	AVOCADO	CHERRY	PLUM	TOTAL TONS			TOTAL TH.CASES		
							2008-09	2007-08	2006-07	2008-09	2007-08	2006-07
David del Curto S.A.	222.3						222.3	65.0	86.4	22.2	6.5	8.6
Comercial Prontoexport Ltda.		188.9					188.9	107.7	52.7	23.0	12.3	5.9
Pronal S.A., Exportadora				130.3			130.3			13.8		
Río Blanco Ltda, Exportadora		113.4					113.4			13.8		
Unifrutti Traders Ltda.	82.1	18.9					101.0	122.8	100.1	10.5	15.6	10.8
Others	306.5		133.2				439.7	356.9	230.5	39.5	37.8	26.0
<b>TOTAL TONS</b>	<b>2008-09</b>	<b>610.9</b>	<b>321.2</b>	<b>133.2</b>	<b>130.3</b>		<b>1,195.7</b>					
<b>TOTAL TONS</b>	<b>2007-08</b>	<b>370.8</b>	<b>260.4</b>			<b>21.1</b>	<b>652.3</b>					
<b>TOTAL TONS</b>	<b>2006-07</b>	<b>235.5</b>	<b>215.4</b>			<b>18.7</b>		<b>469.7</b>				
<b>TOTAL TH.CASES</b>	<b>2008-09</b>	<b>61.2</b>	<b>39.2</b>	<b>8.7</b>	<b>13.8</b>					<b>122.9</b>		
<b>TOTAL TH.CASES</b>	<b>2007-08</b>	<b>37.2</b>	<b>30.8</b>		<b>4.2</b>						<b>72.2</b>	
<b>TOTAL TH.CASES</b>	<b>2006-07</b>	<b>23.7</b>	<b>25.6</b>			<b>2.1</b>						<b>51.3</b>

## Distribuidora Sian Len S.A.C

Phone: 51 (1) 2428437

Fax: 51 (1) 98466307

Contact: Francisco Antonio Wong

Av. Alfredo Benavides Nro. 457 Int. 3c

Miraflores, Lima

Perú



### Main Species Detail

Season 2008/2009 (Tons)

EXPORTER	APPLE	PEAR	KIWIS	GRAPE	NECTARIN	PEACH	TOTAL TONS			TOTAL TH.CASES		
							2008-09	2007-08	2006-07	2008-09	2007-08	2006-07
San Fernando S.A., Frutera (Frusan)	386.1	146.9					533.0	509.7	372.7	28.5	27.6	20.2
Dole Chile S.A.	343.0	134.8					477.8	601.5	614.5	25.1	31.8	33.1
Lontue S.A., Dist. de Frutas (Lonfrut)	44.4	64.5					108.9	90.2	44.1	6.0	5.0	2.4
TOTAL TONS	2008-09	773.5	346.2				1,119.7					
TOTAL TONS	2007-08	816.6	368.9	11.4	4.4			1,201.4				
TOTAL TONS	2006-07	751.9	263.2	7.2	3.5	3.2	2.2		1,031.3			
TOTAL TH.CASES	2008-09	40.4	19.2							59.6		
TOTAL TH.CASES	2007-08	42.2	20.5	1.1	0.5						64.4	
TOTAL TH.CASES	2006-07	39.3	14.6	0.7	0.4	0.4	0.2					55.7

## Frutica S.A

Phone: (506) 2282-6039

Fax: 506 - 22826116

e-mail: frutica@racsa.co.cr

Contact: Fco. Cambronero Monge

Rio Oro Sta Ana

San José

Costa Rica



### Main Species Detail

Season 2008/2009 (Tons)

EXPORTER	APPLE	GRAPE	NECTARIN	PEACH	PLUM	PEAR	KIWIS	ORANGE	TOTAL TONS			TOTAL TH.CASES		
									2008-09	2007-08	2006-07	2008-09	2007-08	2006-07
San Fernando S.A., Frutera (Frusan)	477.0	36.1							513.0	564.2	481.4	29.5	35.0	27.5
Aconcaoua Ltda. Exp. (Aconex)	21.3	216.9							238.2	82.3		27.5	4.6	
Los Lirios S.A., Exportadora	101.4								101.4	135.5	239.6	5.2	6.9	13.1
C v D Internacional S.A.			34.0	27.5	27.1				88.5	161.1		9.8	12.4	
Atlas S.A., Exportadora	40.4					20.7			61.2	17.7	103.3	3.3	2.2	6.5
Others	76.7	20.8					2.4		99.9	1,247.6	1,584.1	5.5	80.1	111.7
TOTAL TONS	2008-09	716.7	273.7	34.0	27.5	27.1	20.7	2.4	1,102.1					
TOTAL TONS	2007-08	1,618.3	229.6	60.8	62.7	70.3	135.8			2,208.3				
TOTAL TONS	2006-07	1,699.7	312.5	80.0	83.5	99.1	113.6	16.8			2,408.4			
TOTAL TH.CASES	2008-09	37.5	32.1	3.8	3.1	3.0	1.2	0.2				80.9		
TOTAL TH.CASES	2007-08	84.9	22.7	6.8	7.0	7.7	9.7		1.4				141.1	
TOTAL TH.CASES	2006-07	87.7	32.9	8.8	9.2	10.8	7.4	1.7						158.9

## Valenfrut, C.A

Phone: 58 (241) 853.3509

Fax: 58 (241) 835.0424

e-mail: valenfrutca@hotmail.com

Contact: Ma. Eugenia Henriquez L.

Mercado Mayor Tocuyito Nave "D" Local 18

Valencia, Estado Carabobo

Venezuela



### Main Species Detail

Season 2008/2009 (Tons)

EXPORTER	APPLE	PEAR	CHERRY	GRAPE	PLUM	NECTARIN	PEACH	APRICOT	TOTAL TONS			TOTAL TH.CASES		
									2008-09	2007-08	2006-07	2008-09	2007-08	2006-07
Copefrut S.A.	1,017.8	69.1	15.0						1,101.9	2,331.3	2,506.5	60.6	128.1	136.3
TOTAL TONS	2008-09	1,017.8	69.1	15.0					1,101.9					
TOTAL TONS	2007-08	1,853.4	644.3	16.5	221.5	22.4				2,758.1				
TOTAL TONS	2006-07	2,309.7	457.1	13.4	54.1		9.6	9.5	1.7		2,855.1			
TOTAL TH.CASES	2008-09	53.8	3.8	3.0								60.6		
TOTAL TH.CASES	2007-08	97.4	35.8	3.3	27.0	2.2							165.7	
TOTAL TH.CASES	2006-07	121.5	25.4	2.7	6.6		1.0	1.0	0.2					158.4



300 mts. Norte de Servicentro La Galera  
Curridabat, San José  
Costa Rica

Hortifruti, Inc.

Phone: 506 - 22721058 ext 1003

Fax: 506 - 22725594

e-mail: marco.venegas@latam.wal-mart.com

Contact: Marco Venegas

## Main Species Detail

Season 2008/2009 (Tons)

EXPORTER	APPLE	GRAPE	PEAR	ORANGE	NECTARIN	PEACH	PLUM	KIWIS	TOTAL TONS			TOTAL TH.CASES		
									2008-09	2007-08	2006-07	2008-09	2007-08	2006-07
Polar Fruit International S.A.	73.0	128.9	13.3	30.3	17.3	13.0	10.5	9.0	297.1	181.1	349.1	28.1	13.3	25.3
San Clemente S.A., Exp.	292.3								292.3			15.2		
San Clemente Ltda, Agrícola	175.6								175.6	494.1	105.6	8.9	25.9	5.6
David del Curto S.A.	38.2	17.7	22.7		6.5	7.6	8.3		101.0	286.1	545.0	8.5	23.5	37.2
Comexpoort Ltda.	20.1	36.4							56.5	58.6	332.8	5.5	4.3	21.1
Others	131.0	32.6	11.5		2.2	2.2			179.5	332.4	183.7	11.9	25.5	19.7
<b>TOTAL TONS</b>	<b>2008-09</b>	<b>730.2</b>	<b>215.6</b>	<b>47.6</b>	<b>30.3</b>	<b>25.9</b>	<b>22.7</b>	<b>18.8</b>	<b>9.0</b>	<b>1,101.9</b>				
<b>TOTAL TONS</b>	<b>2007-08</b>	<b>953.9</b>	<b>150.8</b>	<b>26.3</b>	<b>24.8</b>	<b>44.1</b>	<b>46.6</b>	<b>59.8</b>	<b>44.0</b>	<b>1,352.4</b>				
<b>TOTAL TONS</b>	<b>2006-07</b>	<b>918.3</b>	<b>245.5</b>	<b>116.9</b>	<b>46.1</b>	<b>36.6</b>	<b>51.3</b>	<b>41.5</b>	<b>15.0</b>		<b>1,516.1</b>			
<b>TOTAL TH.CASES</b>	<b>2008-09</b>	<b>37.9</b>	<b>26.3</b>	<b>3.4</b>	<b>1.8</b>	<b>2.9</b>	<b>2.5</b>	<b>2.1</b>	<b>0.9</b>			<b>78.0</b>		
<b>TOTAL TH.CASES</b>	<b>2007-08</b>	<b>49.7</b>	<b>18.4</b>	<b>1.6</b>	<b>1.4</b>	<b>5.0</b>	<b>5.2</b>	<b>6.6</b>	<b>4.4</b>				<b>92.6</b>	
<b>TOTAL TH.CASES</b>	<b>2006-07</b>	<b>48.1</b>	<b>29.8</b>	<b>7.4</b>	<b>2.9</b>	<b>4.1</b>	<b>5.8</b>	<b>4.4</b>	<b>1.5</b>					<b>108.9</b>



[www.greacla.com](http://www.greacla.com)

Mercabar Local 3 A 7  
Barquisimeto, Estado Lara  
Venezuela

Distribuidora Greacla C.A

Phone: 58 (251) 4415374

Fax: 58 (251) 4414441

e-mail: import\_export@greacla.com

Contact: Hector Aguilar

## Main Species Detail

Season 2008/2009 (Tons)

EXPORTER	APPLE	PEAR	GRAPE	WALNUT	NASHI	ALMOND	PLUM	NECTARIN	TOTAL TONS			TOTAL TH.CASES		
									2008-09	2007-08	2006-07	2008-09	2007-08	2006-07
Dole Chile S.A.	855.3	114.2	74.8		2.0				1,046.3	1,542.5	1,819.4	58.8	92.9	104.9
Pacific Nut Company Chile S.A.				10.0					10.0	26.0	13.9	1.0	2.6	1.4
<b>TOTAL TONS</b>	<b>2008-09</b>	<b>855.3</b>	<b>114.2</b>	<b>74.8</b>	<b>10.0</b>	<b>2.0</b>			<b>1,056.3</b>					
<b>TOTAL TONS</b>	<b>2007-08</b>	<b>883.2</b>	<b>485.1</b>	<b>172.2</b>	<b>10.0</b>	<b>2.0</b>	<b>55.3</b>		<b>1,607.8</b>					
<b>TOTAL TONS</b>	<b>2006-07</b>	<b>1,400.1</b>	<b>274.9</b>	<b>118.9</b>	<b>13.9</b>	<b>4.0</b>	<b>21.8</b>	<b>13.0</b>	<b>8.5</b>		<b>1,855.1</b>			
<b>TOTAL TH.CASES</b>	<b>2008-09</b>	<b>43.2</b>	<b>6.3</b>	<b>9.1</b>	<b>1.0</b>	<b>0.2</b>						<b>59.8</b>		
<b>TOTAL TH.CASES</b>	<b>2007-08</b>	<b>45.0</b>	<b>26.7</b>	<b>21.0</b>	<b>1.0</b>	<b>0.2</b>	<b>5.5</b>						<b>99.5</b>	
<b>TOTAL TH.CASES</b>	<b>2006-07</b>	<b>72.4</b>	<b>15.1</b>	<b>14.5</b>	<b>1.4</b>	<b>0.4</b>	<b>2.2</b>	<b>1.4</b>	<b>1.0</b>					<b>108.4</b>



Ave. Los Angeles N° 1000, Int. 245, Col.Garza Cantu  
66480 San Nicolás de los Garza, Nuevo León  
México

Productos Tito S.A.de C.V.

Phone: 52 (81) 83511292

Fax: 52 (81)8351 9501

e-mail: productostito@hotmail.com

## Main Species Detail

Season 2008/2009 (Tons)

EXPORTER	PEACH	GRAPE	PLUM	KIWIS	QUINCE	NECTARIN	APPLE	PEAR	TOTAL TONS			TOTAL TH.CASES		
									2008-09	2007-08	2006-07	2008-09	2007-08	2006-07
Terrafrut S.A	213.7		132.9	89.6		22.4			458.5	595.1	157.9	49.6	64.3	12.8
Andina Exportadora S.A.		142.7							142.7	70.8		17.4	8.6	
Atlas S.A., Exportadora	57.6	71.3	3.0						131.9	20.2		15.4	2.2	
Southern Fruit, Exportadora	61.9		52.4			8.1			122.4	131.2		13.6	11.9	
Comercial Fruticola S.A.				22.4	66.7				89.1	81.2		12.2	13.2	
Others		74.6							74.6	533.9	1,572.1	9.1	63.0	160.0
<b>TOTAL TONS</b>	<b>2008-09</b>	<b>333.2</b>	<b>288.6</b>	<b>188.2</b>	<b>112.0</b>	<b>66.7</b>	<b>30.5</b>		<b>1,019.2</b>					
<b>TOTAL TONS</b>	<b>2007-08</b>	<b>217.9</b>	<b>577.9</b>	<b>184.7</b>	<b>260.8</b>	<b>98.0</b>	<b>44.3</b>	<b>48.7</b>	<b>1,432.3</b>					
<b>TOTAL TONS</b>	<b>2006-07</b>	<b>49.2</b>	<b>841.2</b>	<b>127.3</b>	<b>229.0</b>	<b>36.9</b>	<b>381.8</b>	<b>45.4</b>		<b>1,729.9</b>				
<b>TOTAL TH.CASES</b>	<b>2008-09</b>	<b>37.0</b>	<b>35.2</b>	<b>20.5</b>	<b>11.2</b>	<b>10.0</b>	<b>3.4</b>					<b>117.3</b>		
<b>TOTAL TH.CASES</b>	<b>2007-08</b>	<b>24.4</b>	<b>69.3</b>	<b>20.5</b>	<b>26.1</b>	<b>15.6</b>	<b>4.9</b>	<b>2.5</b>					<b>163.3</b>	
<b>TOTAL TH.CASES</b>	<b>2006-07</b>	<b>5.8</b>	<b>101.3</b>	<b>14.1</b>	<b>22.9</b>	<b>4.1</b>	<b>19.6</b>	<b>2.5</b>						<b>172.8</b>

Distribuidora Ana Lizeth Brl  
Perú



### Main Species Detail

Season 2008/2009 (Tons)

EXPORTER	APPLE	PLUM	PEAR	KIWIS	NECTARIN	PEACH	GRAPE	TOTAL TONS			TOTAL TH.CASES		
								2008-09	2007-08	2006-07	2008-09	2007-08	2006-07
Quilvo Alto Ltda. Soc. Comercial	902.6	36.1	30.7	19.5	15.0	14.0		1,017.9	629.5	23.5	55.1	32.0	1.2
TOTAL TONS 2008-09	902.6	36.1	30.7	19.5	15.0	14.0		1,017.9					
TOTAL TONS 2007-08	747.7		60.6	9.9			121.4		939.6				
TOTAL TONS 2006-07	864.4	33.1	16.9				10.3			938.5			
TOTAL TH.CASES 2008-09	45.3	3.5	1.7	1.3	1.7	1.6					55.1		
TOTAL TH.CASES 2007-08	37.5		3.4	0.7			10.1					51.6	
TOTAL TH.CASES 2006-07	43.4	2.8	0.9				1.0	1.2					49.3

Irineo Villalobos

Bolivia



### Main Species Detail

Season 2008/2009 (Tons)

EXPORTER	APPLE	TOTAL TONS			TOTAL TH.CASES		
		2008-09	2007-08	2006-07	2008-09	2007-08	2006-07
Briofrut Import.Export.Eirl	312.6	312.6	393.5	290.8	13.0	16.4	12.3
El Boldar. Agrícola Ltda	263.3	263.3	284.8	265.9	11.0	12.0	11.1
Marta Gonzalez	263.1	263.1			11.0		
Permanz Frut Ltda., Exportadora	71.6	71.6			3.0		
Others	88.7	88.7	44.4	131.2	3.7	1.8	5.5
TOTAL TONS 2008-09	999.3	999.3					
TOTAL TONS 2007-08	722.6		722.6				
TOTAL TONS 2006-07	687.9			687.9			
TOTAL TH.CASES 2008-09	41.8				41.8		
TOTAL TH.CASES 2007-08	30.2					30.2	
TOTAL TH.CASES 2006-07	28.9						28.9

Crisfrut Comercio Imp. E Exp. Ltda

Phone: 55 (31) 33941692

Fax: 55 (31) 33941664

e-mail: crisfrut@uai.com.br

Contact: Marconi Farias de Andrade

Rodovia VR 040, Km. 688

Caesa Minas. P-S B.07,08,37 M.15,16,29-32

Brasil



### Main Species Detail

Season 2008/2009 (Tons)

EXPORTER	KIWIS	GRAPE	APPLE	PLUM	CHERRY	PEAR	PEACH	NECTARIN	TOTAL TONS			TOTAL TH.CASES		
									2008-09	2007-08	2006-07	2008-09	2007-08	2006-07
Conefrut S.A.	129.0		106.4	67.2	42.9				345.4	168.9	363.3	34.7	18.4	38.1
Rio Blanco Ltda. Exportadora	124.8	80.4			17.6				222.8	146.9	180.7	25.8	16.9	20.9
TvT Export S.A.	69.1		22.3						91.4	202.3		8.0	21.6	
Lafrut Export. Agropec. Ltda.		18.9				65.7			84.6	43.8	65.7	5.8	2.3	3.5
Frutos del Sol S.A., Exportadora		56.9					14.0	7.5	78.5	20.1	63.2	9.6	2.4	4.5
Others		37.5	20.7	20.2	21.1		44.0	12.5	156.8	81.1	217.6	18.5	6.9	23.8
TOTAL TONS 2008-09	322.8	193.7	149.4	87.4	81.6	65.7	58.0	19.9	979.4					
TOTAL TONS 2007-08	223.7	64.0	82.7	111.2	51.4	43.8	29.6	52.5		663.1				
TOTAL TONS 2006-07	114.9	142.6	86.6	355.9	32.7	65.7	51.1	31.0			890.4			
TOTAL TH.CASES 2008-09	32.2	23.9	7.9	9.0	17.2	3.5	6.4	2.2				102.3		
TOTAL TH.CASES 2007-08	22.4	7.8	4.4	11.7	10.3	2.3	3.3	5.8					68.5	
TOTAL TH.CASES 2006-07	11.5	17.4	4.6	36.9	6.5	3.5	5.9	3.4						90.9





Boca de la Caja, Punta Paitilla  
Lado Abarrote Nacional, Panamá  
Panamá

Mafalda S.A.  
Phone: 507 - 2261463  
Fax: 507 - 2265263  
Contact: Everardo Vidaurri

### Main Species Detail

Season 2008/2009 (Tons)

EXPORTER		APPLE	GRAPE	PEAR	PLUM	KIWIS	PEACH	NECTARIN	NASHI	TOTAL TONS			TOTAL TH.CASES		
										2008-09	2007-08	2006-07	2008-09	2007-08	2006-07
Exportadora Frutam Ltda.		414.0	274.9	157.2	69.8	18.5	13.4	11.5	2.9	964.1	506.2	1,028.3	73.3	44.8	70.8
TOTAL TONS	2008-09	414.0	274.9	157.2	69.8	18.5	13.4	11.5	2.9	964.1					
TOTAL TONS	2007-08	97.8	208.2	138.2	26.6		20.3	10.0			506.2				
TOTAL TONS	2006-07	373.9	229.7	339.8	30.9	19.7	15.9	11.9	2.0			1,028.3			
TOTAL TH.CASES	2008-09	21.4	31.0	8.7	6.5	1.8	1.5	1.3	0.4				73.3		
TOTAL TH.CASES	2007-08	5.0	25.3	7.7	2.8		2.3	1.1						44.8	
TOTAL TH.CASES	2006-07	19.6	23.0	19.0	3.3	2.0	1.8	1.3	0.2						70.8



Calle 3 No. 3-15 y 3-11  
Colombia

Sociedad Sofruver S.A.

### Main Species Detail

Season 2008/2009 (Tons)

EXPORTER		APPLE	GRAPE	NECTARIN	PEAR	PLUM	CHERRY	PEACH	TOTAL TONS			TOTAL TH.CASES		
									2008-09	2007-08	2006-07	2008-09	2007-08	2006-07
Del Monte Fresh Produce (Chile) S.A.		359.5	19.1	37.6	9.1	2.0	0.6		427.9	747.8	436.1	24.8	40.1	22.5
Trinidad Exports S.A.		236.5	36.9						273.4	166.8	392.2	16.3	8.7	20.1
Global Babeqa Ltda., Exp.		137.7			23.0				160.7			8.4		
Fresh Land Chile S.A.		35.4	8.7						44.1	135.1		3.0	7.4	
Rueda Ltda., Exportadora		37.5							37.5			1.9		
TOTAL TONS	2008-09	806.5	64.8	37.6	32.1	2.0	0.6		943.7					
TOTAL TONS	2007-08	976.9	5.3	14.9	47.5			5.1	1,049.7					
TOTAL TONS	2006-07	805.2			23.0					828.3				
TOTAL TH.CASES	2008-09	41.4	6.7	4.2	1.8	0.2	0.1					54.4		
TOTAL TH.CASES	2007-08	50.4	0.6	1.9	2.6			0.6					56.2	
TOTAL TH.CASES	2006-07	41.3			1.3									42.6



Surtifruver De La Sabana Ltda  
Colombia

### Main Species Detail

Season 2008/2009 (Tons)

EXPORTER		APPLE	PEAR	GRAPE	KIWIS	ORANGE	NECTARIN	PLUM	PEACH	TOTAL TONS		TOTAL TH.CASES	
										2008-09	2007-08	2008-09	2007-08
Polar Fruit International S.A.		429.4	186.6	36.4	49.9	24.8	37.5	34.2	15.9	822.3	231.1	54.3	14.6
Río Blanco Ltda, Exportadora				58.4	15.7	23.0				97.1	53.1	10.1	6.5
Planet S.A., Exportadora							5.0	6.0	6.0	20.7		2.3	
South Fruits Chile S.A.		2.8								2.8		0.1	
TOTAL TONS	2008-09	432.2	186.6	94.8	65.6	47.9	42.6	40.3	21.9	942.9			
TOTAL TONS	2007-08	141.8	69.4	79.7	41.6		35.9	27.0	18.3		414.8		
TOTAL TH.CASES	2008-09	22.2	10.4	11.6	6.6	2.9	4.7	4.4	2.3			66.8	
TOTAL TH.CASES	2007-08	7.4	3.8	9.7	4.2		3.9	3.0	2.1				34.2

Rapid Carga S.A.C.  
Phone: 51 (1) 4235716

Av. de la Policia 589  
Jesus Maria, Lima  
Perú



### Main Species Detail

Season 2008/2009 (Tons)

EXPORTER	APPLE	PEAR	NASHI	KIWIS	TOTAL TONS			TOTAL TH.CASES		
					2008-09	2007-08	2006-07	2008-09	2007-08	2006-07
David del Curto S.A.	381.5	140.0			521.5	476.9	163.2	27.7	25.2	9.0
Del Monte Fresh Produce (Chile) S.A.	276.5	97.9			374.4	406.6	263.0	20.0	21.6	14.2
Catania Chile S.A.	38.9				38.9			2.0		
<b>TOTAL TONS</b> 2008-09	<b>697.0</b>	<b>237.9</b>			<b>934.9</b>					
<b>TOTAL TONS</b> 2007-08	<b>731.0</b>	<b>214.3</b>	<b>3.8</b>		<b>949.1</b>					
<b>TOTAL TONS</b> 2006-07	<b>248.2</b>	<b>191.8</b>	<b>3.8</b>	<b>2.2</b>		<b>446.1</b>				
<b>TOTAL TH.CASES</b> 2008-09	<b>36.5</b>	<b>13.2</b>						<b>49.7</b>		
<b>TOTAL TH.CASES</b> 2007-08	<b>38.0</b>	<b>11.9</b>	<b>0.5</b>					<b>50.4</b>		
<b>TOTAL TH.CASES</b> 2006-07	<b>12.9</b>	<b>10.7</b>	<b>0.5</b>	<b>0.2</b>						<b>24.3</b>

### Alimentos Fruca S.A.

Venezuela



### Main Species Detail

Season 2008/2009 (Tons)

EXPORTER	APPLE	PEAR	GRAPE	NECTARIN	KIWIS	PLUM	CHERRY	TOTAL TONS			TOTAL TH.CASES		
								2008-09	2007-08	2006-07	2008-09	2007-08	2006-07
TvT Export S.A.	693.5	89.9	74.8	28.1	22.4	20.6		929.2	1.102.5	2.269.8	58.2	65.2	125.0
<b>TOTAL TONS</b> 2008-09	<b>693.5</b>	<b>89.9</b>	<b>74.8</b>	<b>28.1</b>	<b>22.4</b>	<b>20.6</b>		<b>929.2</b>					
<b>TOTAL TONS</b> 2007-08	<b>926.7</b>	<b>230.0</b>	<b>109.2</b>	<b>21.6</b>	<b>41.8</b>	<b>10.9</b>			<b>1.340.2</b>				
<b>TOTAL TONS</b> 2006-07	<b>1.945.4</b>	<b>249.8</b>		<b>13.1</b>	<b>22.4</b>	<b>27.0</b>	<b>12.2</b>			<b>2.269.8</b>			
<b>TOTAL TH.CASES</b> 2008-09	<b>36.4</b>	<b>5.0</b>	<b>9.1</b>	<b>3.1</b>	<b>2.2</b>	<b>2.3</b>					<b>58.2</b>		
<b>TOTAL TH.CASES</b> 2007-08	<b>48.6</b>	<b>12.8</b>	<b>13.3</b>	<b>2.4</b>	<b>2.4</b>	<b>4.6</b>	<b>2.2</b>					<b>83.9</b>	
<b>TOTAL TH.CASES</b> 2006-07	<b>102.1</b>	<b>13.8</b>		<b>1.5</b>	<b>2.2</b>	<b>3.0</b>	<b>2.4</b>						<b>125.0</b>

### Doris Pari Vargas

Mz-D LT08 Urb. Villa El Sol  
Tacna  
Perú



### Main Species Detail

Season 2008/2009 (Tons)

EXPORTER	APPLE	PEAR	PLUM	GRAPE	TOTAL TONS		TOTAL TH.CASES	
					2008-09	2007-08	2008-09	2007-08
San Ricardo Ltda	143.1	55.7	120.3		319.1	83.7	22.4	7.0
Isabel Valenzuela R.	52.9	211.7			264.6	143.8	14.4	7.7
Pesquera Marauquilda Ltda.	180.6				180.6	45.9	9.4	2.4
Zuñiga Zuñiga, José D.				88.7	88.7		7.4	
Others	47.0			23.8	70.8	44.3	4.3	2.4
<b>TOTAL TONS</b> 2008-09	<b>423.7</b>	<b>267.4</b>	<b>120.3</b>	<b>112.5</b>	<b>923.8</b>			
<b>TOTAL TONS</b> 2007-08	<b>124.4</b>	<b>135.9</b>	<b>57.4</b>			<b>317.7</b>		
<b>TOTAL TH.CASES</b> 2008-09	<b>21.7</b>	<b>14.9</b>	<b>12.0</b>	<b>9.4</b>			<b>57.9</b>	
<b>TOTAL TH.CASES</b> 2007-08	<b>6.5</b>	<b>7.6</b>	<b>5.4</b>					<b>19.4</b>



Dole Nat Co. S.A  
Argentina

### Main Species Detail

Season 2008/2009 (Tons)

EXPORTER	KIWIS	APPLE	AVOCADO	PLUM	ORANGE	GRAPEFR.	GRAPE	APRICOT	TOTAL TONS			TOTAL TH.CASES		
									2008-09	2007-08	2006-07	2008-09	2007-08	2006-07
Dole Chile S.A.	404.1	100.8					15.1		520.0	638.6	144.8	47.5	65.7	15.7
Cabifrut S.A.			148.2						148.2	137.3		13.4	12.3	
Aconcaqua Ltda, Exp. (Aconex)				82.4	42.2				124.6	141.8	21.6	12.0	15.3	2.2
Agrisouth Estates Chile S.A.		61.7							61.7			3.3		
Ben David S.A. Exportadora	38.7								38.7			3.9		
Southern Fruit, Exportadora							19.7		19.7			1.3		
<b>TOTAL TONS</b>	<b>2008-09</b>	<b>442.8</b>	<b>162.5</b>	<b>148.2</b>	<b>82.4</b>	<b>42.2</b>	<b>19.7</b>	<b>15.1</b>	<b>912.9</b>					
<b>TOTAL TONS</b>	<b>2007-08</b>	<b>377.2</b>	<b>20.6</b>	<b>277.2</b>	<b>63.1</b>		<b>59.4</b>	<b>108.5</b>		<b>1,019.3</b>				
<b>TOTAL TONS</b>	<b>2006-07</b>	<b>155.8</b>			<b>1.8</b>			<b>75.0</b>			<b>232.7</b>			
<b>TOTAL TH.CASES</b>	<b>2008-09</b>	<b>44.3</b>	<b>8.6</b>	<b>13.4</b>	<b>9.2</b>	<b>2.8</b>	<b>1.3</b>	<b>1.8</b>				<b>81.4</b>		
<b>TOTAL TH.CASES</b>	<b>2007-08</b>	<b>37.7</b>	<b>1.0</b>	<b>25.1</b>	<b>7.0</b>		<b>4.0</b>	<b>13.2</b>	<b>11.0</b>				<b>101.4</b>	
<b>TOTAL TH.CASES</b>	<b>2006-07</b>	<b>15.6</b>			<b>0.2</b>			<b>9.2</b>						<b>24.9</b>



[www.frugalfrutas.com.br](http://www.frugalfrutas.com.br)

Av. Gastao Vidigal 1946 Pav.HFB Box 77  
C.E.P. 05314-900. Sao Paulo  
Brasil

Frugal Importadora Export.Ltd.

Phone: 55 (11) 36438933

Fax: 55 (11) 36438933

e-mail: [frugal@frugalfrutas.com.br](mailto:frugal@frugalfrutas.com.br)

Contact: Giuso

### Main Species Detail

Season 2008/2009 (Tons)

EXPORTER	PLUM	GRAPE	APPLE	KIWIS	CHERRY	PEACH	PEAR	NECTARIN	TOTAL TONS			TOTAL TH.CASES		
									2008-09	2007-08	2006-07	2008-09	2007-08	2006-07
Copefrut S.A.	23.4		42.6	21.1	84.5	20.8			196.9	127.5	256.6	28.2	20.5	24.8
Frugal S.A., Exportadora	62.5		40.5	66.8					169.8	133.6	103.8	15.7	11.4	8.8
San Fernando S.A., Frutera (Frusan)	65.5	53.0							118.5			13.7		
Río Blanco Ltda, Exportadora		68.5		22.9					91.4		61.5	10.6		7.0
Planet S.A. Exportadora	32.6	10.4		2.1	1.3	5.6		28.1	81.7			9.0		
Others	44.0	77.9	43.9			21.2	43.8	14.0	251.6	183.5	66.1	23.7	18.3	4.8
<b>TOTAL TONS</b>	<b>2008-09</b>	<b>228.1</b>	<b>209.8</b>	<b>127.0</b>	<b>112.9</b>	<b>85.8</b>	<b>47.7</b>	<b>43.8</b>	<b>42.1</b>	<b>909.9</b>				
<b>TOTAL TONS</b>	<b>2007-08</b>	<b>15.7</b>	<b>67.6</b>	<b>65.0</b>	<b>169.7</b>	<b>79.0</b>	<b>21.5</b>	<b>21.9</b>		<b>444.7</b>				
<b>TOTAL TONS</b>	<b>2006-07</b>	<b>145.4</b>	<b>39.4</b>	<b>109.2</b>	<b>89.4</b>	<b>17.8</b>	<b>30.2</b>	<b>43.8</b>	<b>12.2</b>		<b>488.1</b>			
<b>TOTAL TH.CASES</b>	<b>2008-09</b>	<b>24.8</b>	<b>25.6</b>	<b>6.7</b>	<b>11.3</b>	<b>18.9</b>	<b>5.2</b>	<b>2.3</b>	<b>4.7</b>			<b>101.0</b>		
<b>TOTAL TH.CASES</b>	<b>2007-08</b>	<b>1.6</b>	<b>8.2</b>	<b>3.4</b>	<b>16.9</b>	<b>15.8</b>	<b>2.4</b>	<b>1.2</b>					<b>50.2</b>	
<b>TOTAL TH.CASES</b>	<b>2006-07</b>	<b>15.4</b>	<b>4.8</b>	<b>5.7</b>	<b>8.9</b>	<b>3.5</b>	<b>3.3</b>	<b>2.3</b>	<b>1.4</b>					<b>45.4</b>



Alsina 1893  
Godoy Cruz - CP:5501, Mendoza  
Argentina

Armando Daniel Brunetti y Otros

Phone: 54 (261) 4316020

Fax: 54 (261) 436023

e-mail: [frutasbrunetti@infovia.com.ar](mailto:frutasbrunetti@infovia.com.ar)

Contact: Armando Daniel Brunetti

### Main Species Detail

Season 2008/2009 (Tons)

EXPORTER	GRAPEFR.	KIWIS	AVOCADO	ORANGE	GRAPE	PEACH	NASHI	TOTAL TONS			TOTAL TH.CASES		
								2008-09	2007-08	2006-07	2008-09	2007-08	2006-07
Soc. Agric. Comercial Ltda. (Agricom)	317.5		169.3	104.5				591.3	461.6		44.4	43.7	
San Fco. Lo Garces, Soc. Ltda.		125.0						125.0	197.7	109.8	12.5	20.5	11.3
Trinidad Exports S.A.		113.8						113.8	22.9		11.4	2.3	
Propal S.A., Exportadora			41.3					41.3	43.2	18.0	3.9	4.2	1.8
Anatech Ltda.			24.7					24.7			2.6		
Easter Island S.A					7.9			7.9			1.1		
<b>TOTAL TONS</b>	<b>2008-09</b>	<b>317.5</b>	<b>238.8</b>	<b>235.3</b>	<b>104.5</b>	<b>7.9</b>		<b>904.0</b>					
<b>TOTAL TONS</b>	<b>2007-08</b>	<b>44.7</b>	<b>238.0</b>	<b>460.1</b>		<b>112.8</b>	<b>21.1</b>	<b>878.4</b>					
<b>TOTAL TONS</b>	<b>2006-07</b>	<b>8.1</b>	<b>147.9</b>	<b>268.7</b>		<b>7.3</b>			<b>432.0</b>				
<b>TOTAL TH.CASES</b>	<b>2008-09</b>	<b>21.9</b>	<b>23.9</b>	<b>22.7</b>	<b>6.3</b>	<b>1.1</b>					<b>75.8</b>		
<b>TOTAL TH.CASES</b>	<b>2007-08</b>	<b>3.0</b>	<b>24.5</b>	<b>44.9</b>		<b>12.8</b>	<b>1.3</b>	<b>0.2</b>				<b>86.7</b>	
<b>TOTAL TH.CASES</b>	<b>2006-07</b>	<b>0.6</b>	<b>14.9</b>	<b>24.3</b>		<b>0.9</b>							<b>40.7</b>

## Distribuidora de Frutas Céu Azul Ltda

Phone: 55 (11) 36437344  
 Fax: 55 (11) 36437343  
 e-mail: dis.ceuazul@uol.com.br

Av. Dr. Gastão Vidigal N. 1946 Pav. HFG B. 125/126  
 Sao Paulo  
 Brasil



### Main Species Detail

Season 2008/2009 (Tons)

EXPORTER		KIWIS	PLUM	GRAPE	APPLE	CHERRY	PEAR	NECTARIN	PEACH	TOTAL TONS			TOTAL TH.CASES		
										2008-09	2007-08	2006-07	2008-09	2007-08	2006-07
Río Blanco Ltda. Exportadora		197.1		53.5						250.6			25.2		
AMS Family S.A., Comercial			89.9		121.4	32.9				244.2	278.4	547.3	22.5	30.2	39.8
Jaime Soler S.A., Agroindustrial			122.8	20.1	16.0	9.3		19.7		187.9			21.0		
Frutamerica S.A., Exp.				105.2						105.2	22.9	199.6	12.8	2.3	21.4
Comercial SM Plus Ltda.		23.3								23.3			2.3		
Others				29.9	21.9	10.1	21.9			83.8	215.2	320.4	8.0	17.3	24.5
<b>TOTAL TONS</b>	<b>2008-09</b>	<b>220.4</b>	<b>212.7</b>	<b>208.8</b>	<b>159.2</b>	<b>52.3</b>	<b>21.9</b>	<b>19.7</b>		<b>895.1</b>					
<b>TOTAL TONS</b>	<b>2007-08</b>	<b>87.8</b>	<b>156.6</b>	<b>40.1</b>	<b>161.3</b>	<b>48.6</b>	<b>21.9</b>			<b>516.4</b>					
<b>TOTAL TONS</b>	<b>2006-07</b>	<b>67.0</b>	<b>253.4</b>	<b>53.3</b>	<b>553.9</b>	<b>33.9</b>	<b>43.8</b>	<b>13.6</b>	<b>30.9</b>		<b>1.067.4</b>				
<b>TOTAL TH.CASES</b>	<b>2008-09</b>	<b>21.0</b>	<b>23.4</b>	<b>25.5</b>	<b>8.2</b>	<b>10.4</b>	<b>1.2</b>	<b>2.2</b>					<b>91.8</b>		
<b>TOTAL TH.CASES</b>	<b>2007-08</b>	<b>8.7</b>	<b>17.0</b>	<b>4.9</b>	<b>8.5</b>	<b>9.5</b>	<b>1.2</b>							<b>49.8</b>	
<b>TOTAL TH.CASES</b>	<b>2006-07</b>	<b>6.7</b>	<b>27.4</b>	<b>6.5</b>	<b>29.1</b>	<b>6.7</b>	<b>2.3</b>	<b>1.5</b>	<b>3.4</b>						<b>85.7</b>

## Cofix Import. e Export. de Frutas Ltda

Phone: 55 (11) 3643 8990

Av. Doutor Gastao Vidigal, 1946, - Box 67  
 Sao Paulo  
 Brasil



### Main Species Detail

Season 2008/2009 (Tons)

EXPORTER		KIWIS	PLUM	GRAPE	NECTARIN	APPLE	PEACH	CHERRY	PLUMCOT	TOTAL TONS			TOTAL TH.CASES		
										2008-09	2007-08	2006-07	2008-09	2007-08	2006-07
Aconcaqua Ltda, Exp. (Aconex)		68.6	109.5		15.0					193.1			20.7		
Frutamerica S.A., Exp.		41.7	22.7	89.0	12.1		6.3			173.7	392.8	594.4	20.0	44.6	66.3
Araucaria Exportaciones S.A.		42.4	38.4		22.5		27.1			130.4			14.2		
Copefrut S.A.		22.4	22.4			63.8		9.7		118.3	22.4	67.2	9.8	2.2	6.7
Río Blanco Ltda. Exportadora		44.7		71.1						115.9	33.3	17.7	13.1	4.1	2.4
Others		22.0	46.5	39.9	17.8		16.8		4.7	147.7	132.7	327.8	16.4	11.6	31.4
<b>TOTAL TONS</b>	<b>2008-09</b>	<b>241.8</b>	<b>239.4</b>	<b>200.0</b>	<b>67.3</b>	<b>63.8</b>	<b>50.3</b>	<b>9.7</b>	<b>4.7</b>	<b>879.1</b>					
<b>TOTAL TONS</b>	<b>2007-08</b>	<b>44.7</b>	<b>73.6</b>	<b>72.7</b>	<b>212.1</b>	<b>44.2</b>	<b>133.2</b>	<b>0.6</b>		<b>581.2</b>					
<b>TOTAL TONS</b>	<b>2006-07</b>	<b>90.4</b>	<b>357.9</b>	<b>245.2</b>	<b>128.3</b>	<b>108.4</b>	<b>70.1</b>	<b>3.5</b>			<b>1.007.1</b>				
<b>TOTAL TH.CASES</b>	<b>2008-09</b>	<b>24.4</b>	<b>26.1</b>	<b>24.4</b>	<b>7.5</b>	<b>3.4</b>	<b>5.7</b>	<b>1.9</b>	<b>0.5</b>				<b>94.2</b>		
<b>TOTAL TH.CASES</b>	<b>2007-08</b>	<b>4.5</b>	<b>7.8</b>	<b>8.9</b>	<b>23.6</b>	<b>2.3</b>	<b>15.3</b>	<b>0.1</b>						<b>62.5</b>	
<b>TOTAL TH.CASES</b>	<b>2006-07</b>	<b>9.0</b>	<b>40.5</b>	<b>28.4</b>	<b>14.2</b>	<b>5.7</b>	<b>7.9</b>	<b>0.7</b>							<b>106.8</b>

## Frigoríficos de la Costa

Phone: +57 (5) 370-2727  
 Fax: +57 (5) 370-6919

Carrera 44. Nº 53 - 02  
 Barranquilla  
 Colombia



### Main Species Detail

Season 2008/2009 (Tons)

EXPORTER		APPLE	PEAR	GRAPE	ALMOND	NECTARIN	CHERRY	PLUM	TOTAL TONS			TOTAL TH.CASES		
									2008-09	2007-08	2006-07	2008-09	2007-08	2006-07
Dole Chile S.A.		584.5	104.8			2.2	1.8		693.2	837.8	827.4	36.4	43.9	45.3
TvT Export S.A.		156.4		18.7					175.1			10.5		
Frutas de Exportación S.A. (FruTexsa)					9.0				9.0	6.0	7.0	0.9	0.6	0.7
<b>TOTAL TONS</b>	<b>2008-09</b>	<b>740.9</b>	<b>104.8</b>	<b>18.7</b>	<b>9.0</b>	<b>2.2</b>	<b>1.8</b>		<b>877.3</b>					
<b>TOTAL TONS</b>	<b>2007-08</b>	<b>718.6</b>	<b>103.7</b>	<b>4.7</b>	<b>6.0</b>	<b>10.8</b>			<b>843.8</b>					
<b>TOTAL TONS</b>	<b>2006-07</b>	<b>679.8</b>	<b>90.9</b>	<b>45.1</b>	<b>7.0</b>	<b>5.4</b>		<b>6.2</b>		<b>834.4</b>				
<b>TOTAL TH.CASES</b>	<b>2008-09</b>	<b>38.3</b>	<b>5.8</b>	<b>2.3</b>	<b>0.9</b>	<b>0.2</b>	<b>0.4</b>					<b>47.8</b>		
<b>TOTAL TH.CASES</b>	<b>2007-08</b>	<b>36.4</b>	<b>5.7</b>	<b>0.6</b>	<b>0.6</b>	<b>1.2</b>							<b>44.5</b>	
<b>TOTAL TH.CASES</b>	<b>2006-07</b>	<b>34.8</b>	<b>5.0</b>	<b>4.3</b>	<b>0.7</b>	<b>0.6</b>		<b>0.7</b>						<b>46.0</b>



Othil Import.De Frutas Ltda.  
Brasil

### Main Species Detail

Season 2008/2009 (Tons)

EXPORTER	KIWIS	PLUM	APPLE	GRAPE	NASHI	CHERRY	TOTAL TONS		TOTAL TH.CASES	
							2008-09	2007-08	2008-09	2007-08
Copefrut S.A.	11.2	67.2	168.1			18.5	265.0	57.4	20.3	9.2
Aconcaqua Ltda. Exp. (Aconex)	68.6	104.8		18.4			191.9		20.8	
David del Curto S.A.	131.0						131.0		13.1	
Rio Blanco Ltda, Exportadora				117.3			117.3	16.2	14.5	2.0
Trinidad Exports S.A.	45.7						45.7		4.6	
Others	44.9	41.5		20.9	19.2		126.4	41.0	14.3	5.0
<b>TOTAL TONS</b>	<b>2008-09</b>	<b>301.4</b>	<b>213.5</b>	<b>168.1</b>	<b>156.6</b>	<b>19.2</b>	<b>18.5</b>	<b>877.3</b>		
<b>TOTAL TONS</b>	<b>2007-08</b>		<b>22.4</b>		<b>57.3</b>			<b>35.0</b>	<b>114.7</b>	
<b>TOTAL TH.CASES</b>	<b>2008-09</b>	<b>30.2</b>		<b>8.7</b>		<b>2.9</b>		<b>3.7</b>		<b>87.5</b>
<b>TOTAL TH.CASES</b>	<b>2007-08</b>		<b>2.2</b>		<b>7.0</b>			<b>7.0</b>		<b>16.2</b>



[www.argenfruit.com.ar](http://www.argenfruit.com.ar)

Ameghino 1166. Villa Nueva  
5521 Guaymallen, Mendoza  
Argentina

Argenfruit

Phone: 54 (261) 426 0974

Fax: 54 (261) 4214554

e-mail: info@argenfruit.com.ar

### Main Species Detail

Season 2008/2009 (Tons)

EXPORTER	KIWIS	GRAPEFR.	AVOCADO	ORANGE	TOTAL TONS			TOTAL TH.CASES		
					2008-09	2007-08	2006-07	2008-09	2007-08	2006-07
Fruchac Export S.A.		119.8	183.7	0.9	304.4	291.3		23.8	22.6	
Canales Fernandez y Cia. Ltda, Manuel		148.4	26.0	22.1	196.5	111.0	284.8	18.1	10.7	25.7
Trinidad Exports S.A.	183.0				183.0	114.2		18.3	11.4	
Frugal S.A., Exportadora	112.0				112.0	113.4	179.2	11.2	11.3	17.9
Subsole S.A., Exportadora	45.8				45.8		116.2	4.6		11.6
Santa Cruz S.A., Exportadora	22.9				22.9	21.5		2.3	1.9	
<b>TOTAL TONS</b>	<b>2008-09</b>	<b>363.7</b>	<b>268.1</b>	<b>209.7</b>	<b>23.0</b>	<b>864.5</b>				
<b>TOTAL TONS</b>	<b>2007-08</b>	<b>250.1</b>	<b>198.4</b>	<b>225.4</b>		<b>673.9</b>				
<b>TOTAL TONS</b>	<b>2006-07</b>	<b>520.7</b>	<b>201.8</b>	<b>537.9</b>	<b>4.9</b>		<b>1,265.4</b>			
<b>TOTAL TH.CASES</b>	<b>2008-09</b>	<b>36.4</b>	<b>20.2</b>	<b>20.1</b>	<b>1.5</b>			<b>78.2</b>		
<b>TOTAL TH.CASES</b>	<b>2007-08</b>	<b>25.0</b>	<b>14.0</b>	<b>21.2</b>					<b>60.2</b>	
<b>TOTAL TH.CASES</b>	<b>2006-07</b>	<b>52.1</b>	<b>13.5</b>	<b>52.5</b>	<b>0.3</b>					<b>118.4</b>



Desarrolladora Int.  
Guatemala

### Main Species Detail

Season 2008/2009 (Tons)

EXPORTER	APPLE	GRAPE	PEAR	PEACH	NECTARIN	PLUM	ORANGE	CLEMINT	TOTAL TONS			TOTAL TH.CASES		
									2008-09	2007-08	2006-07	2008-09	2007-08	2006-07
San Clemente S.A., Exp.	267.9	18.4							286.3			16.2		
San Clemente Ltda, Agrícola	215.0								215.0	324.6	20.8	11.3	17.3	1.1
Polar Fruit International S.A.	39.6	155.8							195.4	38.9	59.6	21.1	3.3	6.0
Terrafrut S.A	39.4	18.7							58.1	38.9		5.7	3.3	
South Fruits Chile S.A.	58.1								58.1			3.0		
David del Curto S.A.	48.8								48.8	137.3	100.6	2.0	8.2	6.8
<b>TOTAL TONS</b>	<b>2008-09</b>	<b>668.8</b>	<b>192.9</b>						<b>861.7</b>					
<b>TOTAL TONS</b>	<b>2007-08</b>	<b>584.1</b>	<b>230.5</b>	<b>29.3</b>	<b>5.5</b>	<b>4.8</b>	<b>1.7</b>		<b>855.9</b>					
<b>TOTAL TONS</b>	<b>2006-07</b>	<b>233.8</b>	<b>176.3</b>	<b>13.0</b>				<b>18.6</b>	<b>5.6</b>		<b>447.3</b>			
<b>TOTAL TH.CASES</b>	<b>2008-09</b>	<b>35.8</b>	<b>23.5</b>									<b>59.3</b>		
<b>TOTAL TH.CASES</b>	<b>2007-08</b>	<b>30.9</b>	<b>28.1</b>	<b>1.8</b>	<b>0.6</b>	<b>0.5</b>	<b>0.2</b>						<b>62.2</b>	
<b>TOTAL TH.CASES</b>	<b>2006-07</b>	<b>12.5</b>	<b>21.5</b>	<b>0.7</b>				<b>1.1</b>	<b>0.6</b>					<b>36.3</b>

Debbya Zarate  
Bolivia



### Main Species Detail

Season 2008/2009 (Tons)

EXPORTER	APPLE	KIWIS	PEACH	APRICOT	TOTAL TONS			TOTAL TH.CASES		
					2008-09	2007-08	2006-07	2008-09	2007-08	2006-07
Patricio Negrete Ltda., Soc. Exp.	685.4	1.9			687.2	690.0	721.2	28.7	28.8	30.1
TvF Ltda., Exportadora	46.4				46.4	22.2		1.9	1.0	
Luis Diaz	46.1				46.1			1.9		
Luis A. Diaz	45.9				45.9			1.9		
<b>TOTAL TONS</b>	<b>2008-09</b>	<b>823.7</b>	<b>1.9</b>		<b>825.6</b>					
<b>TOTAL TONS</b>	<b>2007-08</b>	<b>711.3</b>	<b>0.9</b>	<b>6.5</b>	<b>1.1</b>	<b>719.8</b>				
<b>TOTAL TONS</b>	<b>2006-07</b>	<b>739.0</b>	<b>2.6</b>				<b>741.5</b>			
<b>TOTAL TH.CASES</b>	<b>2008-09</b>	<b>34.3</b>	<b>0.09</b>					<b>34.4</b>		
<b>TOTAL TH.CASES</b>	<b>2007-08</b>	<b>29.7</b>	<b>0.06</b>	<b>0.3</b>	<b>0.05</b>				<b>30.2</b>	
<b>TOTAL TH.CASES</b>	<b>2006-07</b>	<b>31.0</b>	<b>0.2</b>							<b>31.1</b>

Sabinfrut Corporation S.A.C.

Phone: 51 (1) 474 0619  
Fax: 51 (1) 474 0619  
e-mail: info@sabinfrut.com

[www.sabinfrut.com](http://www.sabinfrut.com)

Av. Agustin de la Rosa Toro 245 piso 2  
San Luis, Lima  
Perú

**SABINFRUT**  
CORPORATION S.A.C

### Main Species Detail

Season 2008/2009 (Tons)

EXPORTER	APPLE	GRAPE	PEAR	KIWIS	TOTAL TONS			TOTAL TH.CASES		
					2008-09	2007-08	2006-07	2008-09	2007-08	2006-07
San Sebastian Export Chile S.A.	357.7	19.5	12.8		390.0	177.2		21.0	9.1	
Permanz Frut Ltda., Exportadora	219.3			14.4	233.7	725.7	355.7	12.3	44.8	21.4
Zuñiga Zuñiga, José D.		155.2			155.2			12.9		
Marco A. Cefinil		23.8			23.8			2.0		
San Fernando S.A., Frutera (Frusan)	3.7		18.4		22.2			1.2		
<b>TOTAL TONS</b>	<b>2008-09</b>	<b>580.7</b>	<b>198.5</b>	<b>31.2</b>	<b>14.4</b>	<b>824.8</b>				
<b>TOTAL TONS</b>	<b>2007-08</b>	<b>746.9</b>			<b>176.2</b>	<b>923.1</b>				
<b>TOTAL TONS</b>	<b>2006-07</b>	<b>439.1</b>		<b>23.0</b>	<b>56.0</b>		<b>518.1</b>			
<b>TOTAL TH.CASES</b>	<b>2008-09</b>	<b>29.7</b>	<b>16.7</b>	<b>1.7</b>	<b>1.3</b>			<b>49.4</b>		
<b>TOTAL TH.CASES</b>	<b>2007-08</b>	<b>37.7</b>			<b>17.3</b>				<b>55.0</b>	
<b>TOTAL TH.CASES</b>	<b>2006-07</b>	<b>22.8</b>		<b>1.3</b>	<b>5.6</b>					<b>29.6</b>

M.Mamani  
Bolivia



### Main Species Detail

Season 2008/2009 (Tons)

EXPORTER	APPLE	KIWIS	TOTAL TONS			TOTAL TH.CASES		
			2008-09	2007-08	2006-07	2008-09	2007-08	2006-07
Patricio Negrete Ltda., Soc. Exp.	656.2	4.9	661.1	649.8	904.3	27.6	27.1	37.8
Luis A. Diaz	93.9		93.9			3.9		
El Bolder, Agrícola Ltda	24.0		24.0			1.0		
Luis Diaz	23.2		23.2			1.0		
<b>TOTAL TONS</b>	<b>2008-09</b>	<b>797.3</b>	<b>4.9</b>					
<b>TOTAL TONS</b>	<b>2007-08</b>	<b>649.8</b>		<b>649.8</b>				
<b>TOTAL TONS</b>	<b>2006-07</b>	<b>985.8</b>	<b>4.3</b>		<b>990.0</b>			
<b>TOTAL TH.CASES</b>	<b>2008-09</b>	<b>33.2</b>	<b>0.2</b>			<b>33.4</b>		
<b>TOTAL TH.CASES</b>	<b>2007-08</b>	<b>27.1</b>					<b>27.1</b>	
<b>TOTAL TH.CASES</b>	<b>2006-07</b>	<b>41.1</b>	<b>0.3</b>					<b>41.3</b>



**caroserra\_agro@yahoo.es**

24 Av. Norte, Mercado Mayoreo  
La Tiendona, Edificio N°7, Loc. 200,201,212,213  
El Salvador

**Imdismol, S.A. de C.V.**

Phone: (503) 2264 2972  
Fax: (503) 2221 5755  
e-mail: mmolina\_imdismol@yahoo.es  
Contact: Marcos Molina

### Main Species Detail

Season 2008/2009 (Tons)

EXPORTER	APPLE	GRAPE	PLUM	PEACH	PEAR	NECTARIN	TOTAL TONS			TOTAL TH.CASES		
							2008-09	2007-08	2006-07	2008-09	2007-08	2006-07
Jaime Soler S.A.. Agroindustrial	142.3						142.3	168.3	270.3	7.5	8.6	13.7
San Clemente Ltda. Agrícola	107.0						107.0	173.0	134.6	5.6	8.9	13.5
Valdivinos y Arava Ltda.		80.1					80.1		18.5	6.1		2.3
AMS Familv S.A.. Comercial	72.5						72.5			3.7		
San Clemente S.A.. Exp.	65.4						65.4			3.3		
Others	46.6	223.2	22.9	17.9	16.1	6.0	332.8	1,891.1		35.4	100.9	116.3
<b>TOTAL TONS</b>	<b>2008-09</b>	<b>433.8</b>	<b>303.3</b>	<b>22.9</b>	<b>17.9</b>	<b>16.1</b>	<b>6.0</b>	<b>800.1</b>				
<b>TOTAL TONS</b>	<b>2007-08</b>	<b>1,326.1</b>	<b>533.4</b>					<b>1,859.6</b>				
<b>TOTAL TONS</b>	<b>2006-07</b>	<b>1,457.3</b>	<b>753.3</b>	<b>2.2</b>	<b>1.9</b>	<b>99.8</b>			<b>2,314.5</b>			
<b>TOTAL TH.CASES</b>	<b>2008-09</b>	<b>22.5</b>	<b>32.7</b>	<b>2.7</b>	<b>2.0</b>	<b>0.9</b>	<b>0.7</b>			<b>61.5</b>		
<b>TOTAL TH.CASES</b>	<b>2007-08</b>	<b>67.8</b>	<b>50.6</b>								<b>118.3</b>	
<b>TOTAL TH.CASES</b>	<b>2006-07</b>	<b>75.6</b>	<b>63.7</b>	<b>0.2</b>	<b>0.2</b>	<b>5.9</b>						<b>145.7</b>



Stone Fruit  
Colombia

### Main Species Detail

Season 2008/2009 (Tons)

EXPORTER	APPLE	KIWIS	GRAPE	PEAR	PLUM	NECTARIN	PEACH	TOTAL TONS			TOTAL TH.CASES		
								2008-09	2007-08	2006-07	2008-09	2007-08	2006-07
South Fruits Chile S.A.	185.7	44.8	17.7	24.5				272.7	174.7		17.7	9.1	
Comexoort Ltda.	150.2		54.4	46.3				250.9			17.0		
Catania Chile S.A.	71.0	22.4						93.4	402.6	641.2	5.9	31.2	
Cont. del Sur Ltda., Exp. Ltda., Exp.	71.9							71.9			3.7	40.1	
Continental Fruit Ltda.	62.8							62.8	43.4		3.3	2.2	
Trinidad Exports S.A.		47.9						47.9			4.8		
<b>TOTAL TONS</b>	<b>2008-09</b>	<b>541.6</b>	<b>115.1</b>	<b>72.1</b>	<b>70.8</b>			<b>799.6</b>					
<b>TOTAL TONS</b>	<b>2007-08</b>	<b>448.8</b>	<b>159.4</b>	<b>36.4</b>				<b>644.6</b>					
<b>TOTAL TONS</b>	<b>2006-07</b>	<b>543.2</b>	<b>103.2</b>	<b>14.5</b>		<b>20.2</b>	<b>10.4</b>		<b>9.2</b>	<b>700.6</b>			
<b>TOTAL TH.CASES</b>	<b>2008-09</b>	<b>28.3</b>	<b>11.5</b>	<b>8.8</b>	<b>3.9</b>						<b>52.5</b>		
<b>TOTAL TH.CASES</b>	<b>2007-08</b>	<b>23.4</b>	<b>15.9</b>	<b>4.4</b>								<b>43.8</b>	
<b>TOTAL TH.CASES</b>	<b>2006-07</b>	<b>28.5</b>	<b>10.3</b>	<b>2.4</b>		<b>2.2</b>	<b>1.2</b>	<b>1.0</b>				<b>45.6</b>	



**www.imporfrut.com.sv**

Colonia Jardines de Guadalupe.  
Calle Pacifico 4. San Salvador  
El Salvador

**Importadora de Frutas S.A. de C.V.**

Phone: 503 - 2431265 / 2431267  
Fax: 503 - 4019067  
e-mail: ventas@imporfrut.com.sv  
Contact: Eduardo Reyes

### Main Species Detail

Season 2008/2009 (Tons)

EXPORTER	APPLE	GRAPE	KIWIS	PEACH	PLUM	NECTARIN	APRICOT	TOTAL TONS			TOTAL TH.CASES		
								2008-09	2007-08	2006-07	2008-09	2007-08	2006-07
Greenvic Comercial S.A.	222.9	41.4	8.4					272.7			14.6		
Unifrutti Traders Ltda.	167.8							167.8		209.2	8.5	11.4	
Dole Chile S.A.	109.8							109.8		191.4	5.6	12.8	
Terrafrut S.A.	46.5	62.4						108.9			6.4		
South Fruits Chile S.A.		63.2						63.2			7.0		
Others	47.0	21.6						68.6	65.8	143.5	4.0	3.4	
<b>TOTAL TONS</b>	<b>2008-09</b>	<b>594.0</b>	<b>188.6</b>	<b>8.4</b>				<b>791.0</b>					
<b>TOTAL TONS</b>	<b>2007-08</b>	<b>65.8</b>						<b>65.8</b>					
<b>TOTAL TONS</b>	<b>2006-07</b>	<b>392.0</b>	<b>90.6</b>		<b>30.2</b>	<b>17.9</b>	<b>11.5</b>		<b>1.9</b>	<b>544.1</b>			
<b>TOTAL TH.CASES</b>	<b>2008-09</b>	<b>30.1</b>	<b>15.1</b>	<b>0.8</b>							<b>46.1</b>		
<b>TOTAL TH.CASES</b>	<b>2007-08</b>	<b>3.4</b>										<b>3.4</b>	
<b>TOTAL TH.CASES</b>	<b>2006-07</b>	<b>20.2</b>	<b>9.3</b>		<b>3.4</b>	<b>2.0</b>	<b>1.3</b>	<b>0.3</b>				<b>36.4</b>	

### Main Species Detail

Season 2008/2009 (Tons)

EXPORTER	APPLE	WALNUT	GRAPE	CHERRY	PLUM	KIWIS	ALMOND	PEACH	TOTAL TONS			TOTAL TH.CASES		
									2008-09	2007-08	2006-07	2008-09	2007-08	2006-07
Planet S.A. Exportadora	187.6		71.2	10.8	30.0	4.2		12.2	331.4	172.1	197.0	27.5	18.7	22.6
Copefrut S.A.	212.8			19.4					232.2	86.6		15.1	10.6	
Hoias Export Ltda.		154.0							154.0		113.8	12.4		8.5
Las Mercedes Ltda., Agrícola							24.3		24.3			2.4		
David del Curto S.A.						21.8			21.8			2.2		
San Clemente S.A.. Exp.			21.7						21.7			2.7		
<b>TOTAL TONS</b>	<b>2008-09</b>	<b>400.4</b>	<b>154.0</b>	<b>92.9</b>	<b>30.2</b>	<b>30.0</b>	<b>26.0</b>	<b>24.3</b>	<b>785.4</b>					
<b>TOTAL TONS</b>	<b>2007-08</b>	<b>20.5</b>			<b>29.0</b>	<b>133.7</b>				<b>258.7</b>				
<b>TOTAL TONS</b>	<b>2006-07</b>		<b>113.8</b>	<b>18.6</b>	<b>6.2</b>	<b>72.1</b>	<b>22.9</b>	<b>22.1</b>			<b>355.7</b>			
<b>TOTAL TH.CASES</b>	<b>2008-09</b>	<b>21.0</b>	<b>12.4</b>	<b>11.3</b>	<b>6.0</b>	<b>3.3</b>	<b>2.6</b>	<b>2.4</b>				<b>62.2</b>		
<b>TOTAL TH.CASES</b>	<b>2007-08</b>	<b>1.1</b>			<b>5.7</b>	<b>14.1</b>							<b>29.3</b>	
<b>TOTAL TH.CASES</b>	<b>2006-07</b>		<b>8.5</b>	<b>2.3</b>	<b>1.2</b>	<b>8.0</b>	<b>2.3</b>	<b>2.1</b>	<b>7.0</b>					<b>35.5</b>

### Leonel Rafael Geronimo

Phone: 51 (44) 477618

Av. 8 de Octubre Mercado la Hermelinda mza. D-27 Lote. 9  
Trujillo, La Libertad  
Perú



### Main Species Detail

Season 2008/2009 (Tons)

EXPORTER	APPLE	PEAR	TOTAL TONS			TOTAL TH.CASES		
			2008-09	2007-08	2006-07	2008-09	2007-08	2006-07
Puelche S.A.	512.1	55.1	567.2	23.9		28.7	1.2	
Maritza Gonzalez	188.3		188.3	306.6		9.4	15.4	
Aroc. Gonzalez	23.5		23.5			1.2		
<b>TOTAL TONS</b>	<b>2008-09</b>	<b>723.9</b>	<b>55.1</b>	<b>779.0</b>				
<b>TOTAL TONS</b>	<b>2007-08</b>	<b>578.2</b>	<b>6.5</b>	<b>584.7</b>				
<b>TOTAL TONS</b>	<b>2006-07</b>	<b>710.0</b>	<b>16.1</b>		<b>726.2</b>			
<b>TOTAL TH.CASES</b>	<b>2008-09</b>	<b>36.2</b>	<b>3.1</b>			<b>39.3</b>		
<b>TOTAL TH.CASES</b>	<b>2007-08</b>	<b>29.1</b>	<b>0.4</b>				<b>29.5</b>	
<b>TOTAL TH.CASES</b>	<b>2006-07</b>	<b>35.5</b>	<b>0.9</b>				<b>36.4</b>	

### Imp. de Frutas y Verd. Becerra G.

Phone: 57 (1) 4512388

Fax: 57 (1) 4531427

e-mail: impbecgall@hotmail.com

Plazoleta Campesina, Bodega 73-D  
Local 56-57. Corabastos. Bogotá  
Colombia



### Main Species Detail

Season 2008/2009 (Tons)

EXPORTER	APPLE	PEAR	PLUM	GRAPE	NECTARIN	PEACH	CHERYM	CHERRY	TOTAL TONS			TOTAL TH.CASES		
									2008-09	2007-08	2006-07	2008-09	2007-08	2006-07
Natural Fruit L	257.4	23.0							280.5			14.7		
Planet S.A. Exportadora	140.2	23.3	21.4	17.7	16.4	3.7	0.7		223.4			15.5		
Seraio Yanten Urbina	143.0								143.0	172.5	125.4	7.4	9.1	6.6
San Sebastian Export Chile S.A.	66.6								66.6	92.3		3.4	4.9	
NSA Exports Ltda.	19.2	23.0	21.6						63.8			4.7		
<b>TOTAL TONS</b>	<b>2008-09</b>	<b>626.3</b>	<b>69.4</b>	<b>43.0</b>	<b>17.7</b>	<b>16.4</b>	<b>3.7</b>	<b>0.7</b>	<b>777.2</b>					
<b>TOTAL TONS</b>	<b>2007-08</b>	<b>626.9</b>	<b>46.1</b>							<b>677.2</b>				
<b>TOTAL TONS</b>	<b>2006-07</b>	<b>367.3</b>	<b>90.1</b>	<b>20.2</b>	<b>53.3</b>	<b>13.0</b>	<b>8.6</b>	<b>3.8</b>			<b>685.9</b>			
<b>TOTAL TH.CASES</b>	<b>2008-09</b>	<b>32.7</b>	<b>3.8</b>	<b>4.8</b>	<b>2.2</b>	<b>1.8</b>	<b>0.4</b>	<b>0.2</b>				<b>45.9</b>		
<b>TOTAL TH.CASES</b>	<b>2007-08</b>	<b>33.0</b>	<b>2.6</b>										<b>36.4</b>	
<b>TOTAL TH.CASES</b>	<b>2006-07</b>	<b>19.2</b>	<b>5.0</b>	<b>2.2</b>	<b>6.5</b>	<b>1.4</b>	<b>1.0</b>	<b>0.8</b>						<b>44.7</b>





**www.empahill.com**  
Carretera 876 km 2.5 Saint Just  
Trujillo Alto, Puerto Rico 00976  
Puerto Rico

**Bec Company**  
Phone: 1 (787) 7611576  
Fax: 1 (787) 7607530  
e-mail: massanetc@empahill.com  
Contact: Cecilio Massanet

## Main Species Detail

Season 2008/2009 (Tons)

EXPORTER	GRAPE	PLUM	PEAR	NECTARIN	PEACH	APPLE	CHERRY	KIWIS	TOTAL TONS			TOTAL TH.CASES		
									2008-09	2007-08	2006-07	2008-09	2007-08	2006-07
Córrora Agrícola S.A.	284.5	36.7		6.5					327.7	392.6	525.8	39.0	47.9	62.9
Andina Exportadora S.A.	31.0	70.7		20.1	18.1				139.9	247.3	429.4	15.9	27.9	47.9
Opaenheimer Chile Ltda. Serv. Agríc.	16.0	61.6		15.5	11.2				104.3			11.6		
Rucarav S.A., Exportadora y Servicios			43.9						43.9		62.9	2.6		3.7
San Fernando S.A., Frutera (Frusan)			14.1			26.9			41.0			2.3		
Others	35.4	22.7	24.5	12.5	7.3		1.3		103.7	24.5	215.8	10.7	1.4	25.8
<b>TOTAL TONS</b>	<b>2008-09</b>	<b>367.0</b>	<b>191.8</b>	<b>82.5</b>	<b>54.6</b>	<b>36.5</b>	<b>26.9</b>	<b>1.3</b>	<b>760.5</b>					
<b>TOTAL TONS</b>	<b>2007-08</b>	<b>452.8</b>	<b>97.7</b>	<b>24.5</b>	<b>43.5</b>	<b>23.4</b>		<b>22.5</b>		<b>664.4</b>				
<b>TOTAL TONS</b>	<b>2006-07</b>	<b>756.0</b>	<b>170.4</b>	<b>58.0</b>	<b>68.0</b>	<b>68.3</b>	<b>25.3</b>	<b>3.2</b>			<b>1,233.9</b>			
<b>TOTAL TH.CASES</b>	<b>2008-09</b>	<b>44.3</b>	<b>21.1</b>	<b>4.7</b>	<b>6.1</b>	<b>4.1</b>	<b>1.5</b>	<b>0.3</b>				<b>82.0</b>		
<b>TOTAL TH.CASES</b>	<b>2007-08</b>	<b>55.2</b>	<b>10.8</b>	<b>1.4</b>	<b>4.9</b>	<b>2.6</b>		<b>2.3</b>					<b>77.2</b>	
<b>TOTAL TH.CASES</b>	<b>2006-07</b>	<b>92.2</b>	<b>19.1</b>	<b>3.4</b>	<b>7.7</b>	<b>7.6</b>	<b>1.4</b>	<b>0.4</b>	<b>8.5</b>					<b>140.3</b>



Comercializadora Chacón  
Venezuela

## Main Species Detail

Season 2008/2009 (Tons)

EXPORTER	APPLE	PLUM	PEAR	GRAPE	TOTAL TONS		TOTAL TH.CASES	
					2008-09	2006-07	2008-09	2006-07
Alcalde S.A.	712.3	43.2			755.5	2,209.4	42.8	120.3
<b>TOTAL TONS</b>	<b>2008-09</b>	<b>712.3</b>	<b>43.2</b>		<b>755.5</b>			
<b>TOTAL TONS</b>	<b>2006-07</b>	<b>1,831.0</b>	<b>20.2</b>	<b>460.8</b>	<b>35.4</b>	<b>2,347.4</b>		
<b>TOTAL TH.CASES</b>	<b>2008-09</b>	<b>38.0</b>	<b>4.8</b>				<b>42.8</b>	
<b>TOTAL TH.CASES</b>	<b>2006-07</b>	<b>96.6</b>	<b>2.2</b>	<b>25.6</b>	<b>4.3</b>			<b>128.8</b>



Distribuidora Yanira E.I.R.L.

S/N 28 Mercado May.Rio Seco puesto 28 - Mz. B  
Cerro Colorado, Arequipa  
Perú

## Main Species Detail

Season 2008/2009 (Tons)

EXPORTER	APPLE	PEAR	PLUM	PEACH	NECTARIN	KIWIS	TOTAL TONS			TOTAL TH.CASES		
							2008-09	2007-08	2006-07	2008-09	2007-08	2006-07
Rosa Moreno Luna	604.5	136.1					740.6	673.2	807.6	37.8	34.3	41.1
<b>TOTAL TONS</b>	<b>2008-09</b>	<b>604.5</b>	<b>136.1</b>				<b>740.6</b>					
<b>TOTAL TONS</b>	<b>2007-08</b>	<b>716.8</b>	<b>125.1</b>	<b>45.6</b>	<b>37.3</b>	<b>29.4</b>		<b>954.3</b>				
<b>TOTAL TONS</b>	<b>2006-07</b>	<b>711.8</b>	<b>128.3</b>		<b>4.5</b>		<b>14.3</b>	<b>858.9</b>				
<b>TOTAL TH.CASES</b>	<b>2008-09</b>	<b>30.2</b>	<b>7.6</b>							<b>37.8</b>		
<b>TOTAL TH.CASES</b>	<b>2007-08</b>	<b>36.1</b>	<b>7.0</b>	<b>5.1</b>	<b>3.5</b>	<b>3.4</b>					<b>55.0</b>	
<b>TOTAL TH.CASES</b>	<b>2006-07</b>	<b>35.6</b>	<b>7.1</b>		<b>0.3</b>		<b>0.8</b>					<b>43.8</b>

Frutícola Irmaos Faisao Ltda.

Brasil



### Main Species Detail

Season 2008/2009 (Tons)

EXPORTER	KIWIS	GRAPE	PLUM	PEACH	APPLE	CHERRY	NECTARIN	APRICOT	TOTAL TONS			TOTAL TH.CASES		
									2008-09	2007-08	2006-07	2008-09	2007-08	2006-07
Aconcaqua Ltda. Exp. (Aconex)	162.1		112.3	122.5	45.7	21.8	8.4	1.9	474.7	267.0		50.3	33.5	
Del Monte Fresh Produce (Chile) S.A.		38.2	16.4						54.6	63.4	19.2	6.5	9.1	2.3
Atlas S.A., Exortadora					46.1				46.1			2.3		
Grow Logistic S.A.		41.1							41.1			5.0		
Araucaria Exportaciones S.A.	22.9								22.9			2.3		
Others		82.2				13.4			95.6	62.0	89.0	12.7	7.3	9.0
<b>TOTAL TONS</b>	<b>2008-09</b>	<b>185.0</b>	<b>161.5</b>	<b>128.7</b>	<b>122.5</b>	<b>91.8</b>	<b>35.3</b>	<b>8.4</b>	<b>1.9</b>	<b>735.1</b>				
<b>TOTAL TONS</b>	<b>2007-08</b>		<b>79.7</b>	<b>69.6</b>	<b>145.7</b>			<b>62.1</b>	<b>32.3</b>		<b>392.4</b>			
<b>TOTAL TONS</b>	<b>2006-07</b>	<b>84.0</b>	<b>24.3</b>									<b>108.3</b>		
<b>TOTAL TH.CASES</b>	<b>2008-09</b>	<b>18.5</b>	<b>19.7</b>	<b>14.3</b>	<b>13.6</b>	<b>4.8</b>	<b>7.0</b>	<b>0.9</b>	<b>0.2</b>			<b>79.1</b>		
<b>TOTAL TH.CASES</b>	<b>2007-08</b>		<b>9.7</b>	<b>7.7</b>	<b>16.2</b>			<b>12.4</b>	<b>3.6</b>	<b>0.3</b>			<b>50.0</b>	
<b>TOTAL TH.CASES</b>	<b>2006-07</b>	<b>8.4</b>	<b>3.0</b>											<b>11.4</b>

Marcos Rejas Ureta

Perú



### Main Species Detail

Season 2008/2009 (Tons)

EXPORTER	APPLE	PEAR	KIWIS	TOTAL TONS			TOTAL TH.CASES		
				2008-09	2007-08	2006-07	2008-09	2007-08	2006-07
Isabel Valenzuela R.	403.8	20.2		423.9	729.7	825.3	21.3	36.8	41.6
Silvana Troncoso	268.5	14.1		282.6			14.2		
Permanz Frut Ltda., Exortadora	23.5			23.5			1.2		
<b>TOTAL TONS</b>	<b>2008-09</b>	<b>695.8</b>	<b>34.3</b>		<b>730.1</b>				
<b>TOTAL TONS</b>	<b>2007-08</b>	<b>673.3</b>	<b>56.4</b>			<b>729.7</b>			
<b>TOTAL TONS</b>	<b>2006-07</b>	<b>772.2</b>	<b>43.3</b>	<b>9.7</b>			<b>825.3</b>		
<b>TOTAL TH.CASES</b>	<b>2008-09</b>	<b>34.8</b>	<b>1.9</b>				<b>36.7</b>		
<b>TOTAL TH.CASES</b>	<b>2007-08</b>	<b>33.7</b>	<b>3.1</b>					<b>36.8</b>	
<b>TOTAL TH.CASES</b>	<b>2006-07</b>	<b>38.6</b>	<b>2.4</b>	<b>0.5</b>					<b>41.6</b>

Sancol e IRL

Perú



### Main Species Detail

Season 2008/2009 (Tons)

EXPORTER	APPLE	PEAR	PLUM	TOTAL TONS			TOTAL TH.CASES		
				2008-09	2007-08	2006-07	2008-09	2007-08	2006-07
Aroc. Gonzalez	645.3	79.3	4.6	729.3	117.6		37.1	5.9	
<b>TOTAL TONS</b>	<b>2008-09</b>	<b>645.3</b>	<b>79.3</b>	<b>4.6</b>	<b>729.3</b>				
<b>TOTAL TONS</b>	<b>2007-08</b>	<b>282.2</b>			<b>282.2</b>				
<b>TOTAL TONS</b>	<b>2006-07</b>	<b>94.0</b>				<b>94.0</b>			
<b>TOTAL TH.CASES</b>	<b>2008-09</b>	<b>32.3</b>	<b>4.4</b>	<b>0.4</b>			<b>37.1</b>		
<b>TOTAL TH.CASES</b>	<b>2007-08</b>	<b>14.1</b>						<b>14.1</b>	
<b>TOTAL TH.CASES</b>	<b>2006-07</b>	<b>4.7</b>							<b>4.7</b>



Av. Gastao Vidigal 1946-Box 29  
05314-900. Sao Paulo  
Brasil

Pomar Novo Import e Export Ltda.  
Phone: 55 (11) 261 0091  
Fax: 55 (11) 261 0091

### Main Species Detail

Season 2008/2009 (Tons)

EXPORTER	GRAPE	KIWIS	NECTARIN	PLUM	PEACH	PEAR	APPLE	CHERRY	TOTAL TONS			TOTAL TH.CASES		
									2008-09	2007-08	2006-07	2008-09	2007-08	2006-07
Araucaria Exportaciones S.A.		43.6	84.1	87.6	95.5				310.8	244.8		34.7	27.2	
Lafrut Export. Agropec. Ltda.	113.4					65.7			179.0	43.8	65.7	17.3	2.3	3.5
Scramble Ltda., Ases. e Inv.	82.0	22.0		12.1			21.4		137.5			14.7		
Río Blanco Ltda, Exportadora	34.8	45.8							80.6	21.8	58.0	8.8	2.2	6.6
San Fco. Lo Garces. Soc. Ltda.			18.7						18.7	1.9		2.1	0.4	
<b>TOTAL TONS</b>	<b>2008-09</b>	<b>230.2</b>	<b>111.3</b>	<b>102.8</b>	<b>99.7</b>	<b>95.5</b>	<b>65.7</b>	<b>21.4</b>	<b>726.7</b>					
<b>TOTAL TONS</b>	<b>2007-08</b>	<b>36.9</b>	<b>21.8</b>	<b>86.7</b>	<b>53.1</b>	<b>116.9</b>	<b>43.8</b>		<b>368.9</b>					
<b>TOTAL TONS</b>	<b>2006-07</b>	<b>62.8</b>	<b>42.6</b>	<b>21.0</b>	<b>6.6</b>	<b>21.7</b>	<b>65.7</b>			<b>223.0</b>				
<b>TOTAL TH.CASES</b>	<b>2008-09</b>	<b>28.1</b>	<b>11.1</b>	<b>11.6</b>	<b>11.5</b>	<b>10.6</b>	<b>3.5</b>	<b>1.2</b>				<b>77.6</b>		
<b>TOTAL TH.CASES</b>	<b>2007-08</b>	<b>4.5</b>	<b>2.2</b>	<b>9.6</b>	<b>5.9</b>	<b>13.0</b>	<b>2.3</b>		<b>1.9</b>				<b>39.4</b>	
<b>TOTAL TH.CASES</b>	<b>2006-07</b>	<b>7.7</b>	<b>4.3</b>	<b>2.3</b>	<b>0.7</b>	<b>2.4</b>	<b>3.5</b>							<b>21.2</b>



Tootal Fresh Scrll  
Perú

### Main Species Detail

Season 2008/2009 (Tons)

EXPORTER	APPLE	PEAR	PLUM	KIWIS	TOTAL TONS			TOTAL TH.CASES		
					2008-09	2007-08	2006-07	2008-09	2007-08	2006-07
González v Monteleore Ltda	179.9	152.6	60.3	3.5	396.2	280.8	469.6	22.2	15.0	25.3
Francisco Gonzalez M. EIRL. Emp Com.	101.9	94.9	33.0	3.5	233.4	70.6		13.1	3.7	
San Ricardo Ltda	42.8	22.2			65.0	177.7	152.5	3.5	11.6	8.7
Imp.Y Exp.B & M Ltda.	21.3				21.3			1.1		
<b>TOTAL TONS</b>	<b>2008-09</b>	<b>345.9</b>	<b>269.7</b>	<b>93.3</b>	<b>6.9</b>	<b>715.9</b>				
<b>TOTAL TONS</b>	<b>2007-08</b>	<b>363.6</b>	<b>209.9</b>	<b>87.3</b>	<b>4.2</b>	<b>665.0</b>				
<b>TOTAL TONS</b>	<b>2006-07</b>	<b>937.5</b>	<b>192.1</b>	<b>56.5</b>	<b>16.5</b>		<b>1.202.6</b>			
<b>TOTAL TH.CASES</b>	<b>2008-09</b>	<b>17.5</b>	<b>15.6</b>	<b>6.3</b>	<b>0.6</b>			<b>39.9</b>		
<b>TOTAL TH.CASES</b>	<b>2007-08</b>	<b>18.3</b>	<b>11.7</b>	<b>7.6</b>	<b>0.4</b>				<b>38.0</b>	
<b>TOTAL TH.CASES</b>	<b>2006-07</b>	<b>47.1</b>	<b>10.7</b>	<b>4.6</b>	<b>1.3</b>					<b>63.6</b>

## Latin American Importers By Exporter

Companies under 710.0 tons

Season 2008/2009 (Tons)

CONSIGNEE	EXPORTER	APPLE	GRAPE	KIWIS	ALMOND	WALNUT	PEAR	PLUM	PEACH	NECTARIN	AVOCADO	CHERRY	OTHERS	TONS	CASES
Comercial Lukale E.I.R.L.	Agroc. Gonzalez	47.0												47.0	2,352
	Cons. Danilo T.	23.5												23.5	1,176
	González y Montealegre	23.5												23.5	1,176
	Mauricio Troncoso V.	89.5					5.6							95.1	4,785
	San Ricardo Ltda	19.7						21.6	83.0	59.2				183.5	19,355
	Puelche S.A.	288.1					18.1							306.2	15,430
	Silvana Troncoso	23.5												23.5	1,176
Eda Frut E.I.R.L.	Beatriz A. Aliaga Caceres	399.9		5.9			176.8	53.7		17.1				653.5	38,033
	Isabel Valenzuela R.	9.8					14.1							23.9	1,274
	Rengo S.A, Exportadora	22.1												22.1	1,152
Teodora Condori	El Bolder, Agrícola Ltda	689.8												689.8	29,020
Multitrading International	Atlas S.A., Exportadora											3.1		3.1	750
	Emp. Venezolana Chilena	558.2	49.9				69.1							677.2	39,049
Imp Pao & Sebas Eirl	González y Montealegre	392.0		3.5			16.3	7.9						419.7	21,395
	Francisco Gonzalez M.	228.3	10.8	3.5			13.9							256.4	13,068
RH Mejia & Co	Dole Chile S.A.	266.0	293.1	15.7			58.2	30.5	2.2	6.5				672.2	58,290
Midi Caraibes	Golden Fruits Ltda. Exp.	3.1	66.5	1.1										70.7	8,392
	Hortifrut Chile S.A.												1.0	1.0	248
	Unifrutti Traders Ltda.	323.6	218.7	5.6			14.7	19.0	3.0	7.1			4.5	596.3	49,341
Diprom	Del Monte Fresh Produce	196.2												196.2	10,080
	Magna Trading S.A., Exp.	14.0					5.8							19.7	1,048
	Río Blanco Ltda, Exp.		33.5	3.4										36.9	2,795
	Aguas Blancas Ltda, Frut.		18.7											18.7	2,280
	Chilfresh Ltda., Servicios		42.8					8.8	2.2	3.7				57.5	6,884
	David del Curto S.A.	244.4	10.9	5.8			22.5	9.7	12.5	11.9		1.9	5.3	324.9	20,831
	Delifruit S.A							4.0	3.0	3.0				10.1	1,128
	Frugal S.A., Exportadora	3.9												3.9	210
Lucy Apaza	TyF Ltda., Exportadora	621.0					6.6							627.6	26,403
	AMS Family S.A., Com.	23.2												23.2	966
	Expofruta Ltda., Soc. Com.		14.5											14.5	1,254
Alimport Cuba S.A.	Sur Internacional S.A.	123.0												123.0	6,615
	Dosal Hnos. y Cia. Ltda.	324.7												324.7	17,579
	Sur Continente S.A.	209.6												209.6	11,361
Frutera El Progreso	Patagonia Export S.A.	20.4												20.4	1,064
	Agrícola Gloria Chile	205.3					69.1							274.4	14,520
	Golden Fruits Ltda. Exp.	326.5					24.5							350.9	18,305
German Ariel Dellacasa	Araucaria Export. S.A.			22.1										22.1	2,456
	La Cruz Ltda, Agro. Com.										596.3			596.3	59,504
	Santa Cruz S.A., Exp.										20.3			20.3	1,888
Import y Export M&M S.A.	Lontue (Lonfrut), Dist. Frut.	14.2					55.3							69.5	3,828
	M y M Exportaciones Ltda.	20.2	18.7											38.9	3,344
	San Clemente Ltda, Agríc.	138.0												138.0	7,126
	South Fruits Chile S.A.	157.7					1.9					1.3		160.8	8,706
	Terrafrut S.A	44.8	34.4	6.7										85.9	5,620
	Golden Fruits Ltda. Exp.	24.0												24.0	1,248
	Prize Ltda, Exportadora		13.1	14.4										27.4	3,032
	San Clemente S.A., Exp.	20.2												20.2	1,026
V&V Limitada	70.3												70.3	3,560	
Supertienda Y Drogueria Olimpi	Nicofrut S.A.	233.9	22.9				36.9	6.4	6.0	10.1				316.3	19,733
	Transfrut Ltda.	269.7	17.7				24.5							311.9	17,816
Import. de Frutas de Honduras S.R.L.	David del Curto S.A.	29.5		2.4			8.1						0.8	40.8	2,360
	Dole Chile S.A.	245.9												245.9	12,348
	Scramble Ltda., As. e Inv.		31.8					2.0	1.0	1.0				35.8	4,324
	Terrafrut S.A		41.6											41.6	2,600
	Unifrutti Traders Ltda.	178.6	13.0	5.6										197.2	11,696
	Verfrut S.A., Soc. Exp.	22.0	14.2										1.9	38.1	3,116
Greenvic Comercial S.A.	24.9												24.9	1,240	

## Latin American Importers By Exporter

Companies under 710 tons

Season 2008/2009 (Tons)

CONSIGNEE	EXPORTER	APPLE	GRAPE	KIWIS	ALMOND	WALNUT	PEAR	PLUM	PEACH	NECTARIN	AVOCADO	CHERRY	OTHERS	TONS	CASES
Comercio de Frutas Otil Ltda.	Copefrut S.A.	85.1		17.9				164.6	28.1			29.9		325.7	31,808
	Aconex, Aconcagua Exp.							35.6		5.6				41.2	4,576
	David del Curto S.A.			21.8										21.8	2,184
	Frutamerica S.A., Exp.		28.3					22.3						50.6	6,145
	Río Blanco Ltda, Exp.			91.3	22.9									114.2	13,424
	San Fco. Lo Garces, Soc.			20.5					22.1		22.5			65.0	7,203
El Jibarito, Inc.	Agrícola Gloria Chile						115.2	20.2	10.1	10.1				155.5	10,880
	Golden Fruits Ltda. Exp.	20.4						12.0	5.8	5.8		1.6		45.5	3,856
	Río Blanco Ltda, Exp.		413.3											413.3	45,840
Agropel Perazzati Ltda	Las 3 R, Agrocom				8.0	12.0								20.0	2,000
	Pacific Nut Company Chile				25.0									25.0	2,500
	Pumalal Comercial Ltda.					8.0								8.0	800
	Frusan, Sn. Fdo Frutera							44.9						44.9	4,992
	San Juan Ltda.				28.5									28.5	2,850
	Frutamerica S.A., Exp.	21.5	119.2	42.9				44.9	8.1	7.4		5.7		249.7	27,957
	Lafrut Export. Agropec.	65.7	18.9	23.0			65.7							173.3	11,520
Río Blanco Ltda, Exp.		34.6										17.6	52.2	7,744	
Sendas Distribuidora S.A.	Aconex, Aconcagua Exp.							22.5	5.6	5.6		8.4	1.9	44.0	5,632
	Agrícola Los Mayos Ltda.							20.5						20.5	2,280
	Santa Cruz S.A., Exp.		22.1											22.1	2,700
	Unifrutti Traders Ltda.	129.4												129.4	6,811
	Dole Chile S.A.	164.6	137.2					22.5						324.3	27,622
	Frucentro S.A.							9.4		12.2				21.5	2,392
Fruver Importaciones S.A. de C.V.	Gesex, Gest. Exp. Frut.		35.8											35.8	4,348
	Aconex, Aconcagua Exp.							75.6	180.9					256.5	28,496
	Dole Chile S.A.		17.7					90.7	47.5	87.2				243.1	27,201
	Río Blanco Ltda, Exp.		53.1											53.1	6,480
	Magna Trading S.A., Exp. Scramble Ltda., As. e Inv.								21.6					21.6	2,400
G Y S Marketing S De R L De C	Scramble Ltda., As. e Inv.							20.2						20.2	2,240
	David del Curto S.A.		89.2					25.9	17.3					132.4	15,684
Representaciones Zanelli	Frutamerica S.A., Exp.		67.9					276.2	74.2	33.9				452.3	51,086
	Soc Zanelli Ltda.	83.0					402.1	70.8		20.7				576.5	34,716
Benini Cia. Ltda.	Río Blanco Ltda, Exp.		153.1	181.0										334.1	36,768
	Desarrollo Agrario S.A.		237.4											237.4	28,947
Export & Import LatinVen.	Golden Fruits Ltda. Exp.	295.6	91.5	22.4			69.6	68.2				21.1		568.4	44,774
	Emp. Venezolana Chilena	486.1	49.9					9.9		7.6		2.5		556.0	33,941
Comercial Dodi CA	Atlas S.A., Exportadora											10.0		10.0	2,000
	Asi Chile S.A.					15.0								15.0	1,500
First S.A. - First International Corp.	Graneros Ltda, Com.				18.0	32.0								50.0	5,000
	Jorge Gallardo Exports					18.0								18.0	1,020
	Pacific Nut Company Chile				55.9	71.8								127.7	11,044
	Hojas Export Ltda.					114.6								114.6	5,844
	Huertos del Valle Ltda.				26.0	118.5								144.5	10,310
	Metropolitana Comerc.				10.0									10.0	1,000
	Sun West S.A.					22.0								22.0	2,200
Frutil e I.R.L.	Valbifrut S.A					20.0								20.0	2,000
	Isabel Valenzuela R.	391.0					81.6							472.7	24,087
	González y Montealegre	17.6					6.0							23.7	1,218
Sikafruits	Puelche S.A.	23.5												23.5	1,175
	David del Curto S.A.	124.2		5.4			13.0							142.5	8,073
	Unifrutti Traders Ltda.	218.8	103.4	5.8			14.4	5.6	3.0	5.0				356.2	25,719
	Chilfresh Ltda., Servicios		18.7											18.7	2,280

## Latin American Importers By Exporter

Companies under 710 tons

Season 2008/2009 (Tons)

CONSIGNEE	EXPORTER	APPLE	GRAPE	KIWIS	ALMOND	WALNUT	PEAR	PLUM	PEACH	NECTARIN	AVOCADO	CHERRY	OTHERS	TONS	CASES
Fartura Alimentos Ltda.	Claudia Gutierrez	42.8						21.2						64.0	4,606
	Crismarc S.A, Exp	21.9		21.8				20.2						63.9	5,839
	Hojas Export Ltda.				10.0	2.0								12.0	1,200
	Pacific Nut Company Chile					2.0								2.0	200
	Río Blanco Ltda, Exp.			52.0	22.9									74.8	8,624
	Araucaria Export. S.A.				70.6			41.3	35.6	41.7				189.1	20,904
	Huertos del Valle Ltda. Metropolitana Comerc.					3.0	93.0							14.0	1,400
Fresh Garden S.A.	Exportadora Frutam Ltda.	341.9	100.6	23.3			17.3	3.0	11.4				15.7	513.1	35,600
Inés Gómez Chávez	Alto Copiapó Ltda, Exp.		22.9											22.9	2,289
	Cons. Danilo T.							9.4	1.9	9.4				20.6	2,288
	El Boldar, Agrícola Ltda	231.3												231.3	11,564
	Francisco Gonzalez M.	39.2		1.2			7.1							47.4	2,448
	Juan F. Saez Quezada	19.6					4.0							23.6	1,204
	Cerro Alegre Ltda.		45.2						0					45.2	4,524
	Freddy Ochoa P.	23.5												23.5	1,176
	González y Montealegre	68.6						2.0						70.6	3,542
Tres SSS Ltda.			27.1										27.1	2,260	
Nieto & Milevcic Ltd.	Cincosur Ltda.	48.5												48.5	2,528
	San Andrés, Exp.	24.2												24.2	1,260
	Orion Pacific Internacional	96.1												96.1	5,004
	Planet S.A, Exportadora	23.0												23.0	1,200
	Trinidad Exports S.A.	24.7												24.7	1,264
Elias Machaca	Terrafrut S.A	1.1	215.5	3.4				19.4	4.3	42.9		2.0		288.6	23,399
	El Boldar, Agrícola Ltda	380.0												380.0	16,023
New York Export Co., Inc.	Isabel Valenzuela R.	121.0												121.0	5,040
	Agric.Laura C. Nexco Chile S.A.		18.6											18.6	2,268
Mauricio Saldarriaga			378.3				71.4	22.2		4.2				476.1	53,092
	Oppenheimer Chile Ltda. Trinidad Exports S.A.	20.2 471.1												20.2 471.1	1,064 24,373
The First Fruit E.U.	Del Monte Fresh Produce Prize Ltda., Exportadora			47.8								0.6		0.6	128
	Natural Fruit L	210.7		24.0										234.7	13,376
	NSA Exports Ltda.	139.0					23.0	18.7						180.7	10,744
	TyT Export S.A.	24.0												24.0	1,248
Del Monte Fresh Produce	Del Monte Fresh Produce		174.8	22.3			215.0		58.0		8.8		478.9	55,638	
Gimacena S.A. de C.V.	Agricom, Soc. Agric. Com.	20.8												20.8	1,064
	Unifrutti Traders Ltda. Copefrut S.A.	275.2 181.9												275.2 181.9	14,406 9,576
Richard Jacobo J.	Puelche S.A.	246.2		4.9			91.5	102.4		14.1		12.6	5.4	477.1	26,904
Makro Comercializadora S.A.	Planet S.A, Exportadora	259.2					23.0							282.3	14,727
	Polar Fruit International	181.9												181.9	9,576
Valentim Appolari	David del Curto S.A.			43.7										43.7	4,368
	Southern Fruit, Exp.	43.3												43.3	2,254
	Ben David S.A, Exp.			22.6										22.6	2,256
	Frucentro S.A.		62.0											62.0	7,560
	Frutos del Sol S.A., Exp.		29.5						21.5	32.8				83.8	9,626
	Prize Ltda., Exportadora			34.0					21.5					55.5	5,792
	San Fco. Lo Garces, Soc.							44.3	16.6	26.2			0.9	88.1	9,721
Scramble Ltda., As. e Inv.			28.9	34.6									63.5	6,984	
Green And Fresh E.U.	Carlos Hasbun Exp.	236.0						12.1	9.1	19.2				276.3	16,738
	Chilexpo Frut Ltda., Soc.	39.5	17.7				45.2							102.4	6,714
	Continental Fruit Ltda.	21.4												21.4	1,176
	San Andrés, Exp.	24.0												24.0	1,248
	TyT Export S.A.	20.9												20.9	1,099

## Latin American Importers By Exporter

Companies under 710 tons

Season 2008/2009 (Tons)

CONSIGNEE	EXPORTER	APPLE	GRAPE	KIWIS	ALMOND	WALNUT	PEAR	PLUM	PEACH	NECTARIN	AVOCADO	CHERRY	OTHERS	TONS	CASES
Bastifrut E.I.R.L.	Agroc. Gonzalez	23.5												23.5	1,176
	Isabel Valenzuela R.	306.7					47.4							354.1	17,969
	Mauricio Troncoso V.	46.1					1.0							47.1	2,359
Fruthosa S.A.	Santa Maria S.A., Cia Frut.		105.7	1.1										106.8	13,000
	Agrisouth Estates Chile	264.0												264.0	13,750
	Rucaray S.A., Exp. y Serv.	5.4	7.0				2.3							14.6	1,843
	Triofrut Ltda., Exportadora	4.1	4.6	5.6				4.3		1.9				20.5	2,032
	Unifrutti Traders Ltda.	5.0	13.0											18.0	1,861
Daniel Arque Nina	Isabel Valenzuela R.	316.5					13.1							329.6	16,555
	Silvana Troncoso	90.2					4.0							94.2	4,732
Interfruver de México, S.A. de C.V.	San Fco. Lo Garces, Soc.								86.4					86.4	9,600
	Santa Monica Ltda, Agr.		144.6											144.6	17,640
	David del Curto S.A.		89.9					21.6						111.5	13,362
	Gravo S.A.		80.9											80.9	9,864
Mauro Quispe	Francisco Gonzalez M.	70.6												70.6	3,528
	González y Montealegre	188.2												188.2	9,408
	Isabel Valenzuela R.	94.1												94.1	4,704
	J.C. Gajardo	23.5												23.5	1,176
	Mauricio Troncoso V.	47.0												47.0	2,352
Villabona B Jose	Del Monte Fresh Produce	376.7	18.1					5.0		14.9				414.5	23,311
Hilda Arce Rodríguez	Francisco Gonzalez M.	152.2												152.2	6,342
	González y Montealegre	260.1												260.1	10,836
Scott Alvarez Jorg	Aconex, Aconcagua Exp.		16.7											16.7	1,674
	Cerro Alegre Ltda.		370.2											370.2	33,982
	González y Montealegre	23.5												23.5	1,176
Apexdom S.A.	Frucentro S.A.		7.9				12.8	12.2	2.9	0.9				36.8	3,480
	David del Curto S.A.	209.8	65.9	2.1			46.7						1.3	325.7	22,057
	Río Blanco Ltda, Exp.		35.4											35.4	4,320
Alimentos Vimera S.A.	Aconex, Aconcagua Exp.							26.1		26.1			1.5	53.7	6,054
	TyT Export S.A.	226.5	74.8	22.4				20.2						343.8	25,564
Cooperativa Huertas del Plata	Agrifruta S.A.		16.7	20.8										37.5	3,745
	Copefruit S.A.			351.0										351.0	35,104
Alicia Vargas	Brigofrut Import. Export.	24.2												24.2	1,008
	Troncoso Moreno, Johnny	352.8												352.8	14,700
Jose L.Colque P.	Agroc. Gonzalez	22.5					1.0							23.5	1,183
	Doña Agustina Ltda, Exp.	240.8					107.9							348.6	17,970
Comercializadora Yanipa S.	Carlos Hasbun Exp.	248.5	82.8				25.6							356.9	30,416
L M Fruit e IRL	Isabel Valenzuela R.	283.2					47.4							330.6	16,793
	Silvana Troncoso	20.6					3.0							23.6	1,197
Verfrut S.A. de C.V.	Fruver Chile Ltda, Exp.	303.7												303.7	15,848
	V&V Limitada	41.2												41.2	2,128
Jandira Comercio de Productos	Pacific Nut Company Chile					50.0								50.0	5,000
	Superfruit Ltda.				52.9	45.8								98.7	8,837
	Asi Chile S.A.					30.0								30.0	3,000
	Bravo B., Carlos				24.0									24.0	2,400
	Condesa Chile				24.0									24.0	2,400
	Graneros Ltda, Com.					9.6								9.6	956
	Hojas Export Ltda.					10.0								10.0	1,000
	Jorge Gallardo Exports					34.0								34.0	1,960
	Metropolitana Comerc.				16.0									16.0	1,600
	Sun Belle Berries S.A.				19.1									19.1	1,911
Sun West S.A.						19.5							19.5	1,950	

## Latin American Importers By Exporter

Companies under 710 tons

Season 2008/2009 (Tons)

CONSIGNEE	EXPORTER	APPLE	GRAPE	KIWIS	ALMOND	WALNUT	PEAR	PLUM	PEACH	NECTARIN	AVOCADO	CHERRY	OTHERS	TONS	CASES
Best Importacao e Exportacao L	El Camino, Agric.Com. Inv.				199.0									199.0	19,900
	Jorge Gallardo Exports					20.0								20.0	800
	San Juan Ltda.				14.0									14.0	1,400
	Graneros Ltda, Com.				3.0	20.0								23.0	2,300
	Las 3 R, Agrocom					5.0								5.0	500
	Pacific Nut Company Chile					25.0								25.0	2,500
Compañía Frutícola Victoria S.A. de C.V.	Valbifrut S.A					20.0								20.0	800
	Verfrut S.A., Soc. Exp.								9.1	11.1				20.2	2,240
	Aconex, Aconcagua Exp.								21.6					21.6	2,400
	Dole Chile S.A.		55.7					32.4		10.8				98.9	11,598
Banamerica S.A.	Río Blanco Ltda, Exp.		141.9	22.4										164.3	19,550
	Rucaray S.A., Exp. y Serv.			304.0										304.0	28,840
Distribuidora Dos Robles S.A.	Dole Chile S.A.	122.9	16.8					2.2						141.8	8,466
	Polar Fruit International		32.9											32.9	3,425
	David del Curto S.A.	24.6												24.6	1,250
	Greenvic Comercial S.A.		18.5					1.2						19.7	1,707
	South Fruits Chile S.A.		17.7											17.7	2,160
Fruticola Carana	Unifrutti Traders Ltda.	63.2												63.2	3,311
	Comexport Ltda.	20.4	18.8											39.2	3,356
	Fruver Chile Ltda, Exp.	64.2												64.2	3,383
	La Esperanza, Agr. y Frut.		17.7											17.7	2,160
	Córpore Agrícola S.A.		53.3					3.2						56.5	6,858
	Nicofrut S.A.	20.4	35.2					10.7	6.0	4.0				76.4	7,728
Hortifrutti Honduras	Ruiz Tagle Humeres, S.	23.7												23.7	1,248
	Valdivinos y Araya Ltda.		20.8											20.8	1,300
	Polar Fruit International	61.0	85.7	5.6			0.9	12.0	6.4	5.5			1.8	178.9	17,247
Perboni Comercio e Imp.Ex.Alim	David del Curto S.A.	14.6					6.5						1.0	22.1	1,271
	San Clemente Ltda, Agríc.	95.3												95.3	5,019
	Scramble Ltda., As. e Inv.	42.8	98.8	134.1										275.7	27,808
De Los Rios S.A.	Unifrutti Traders Ltda.	3.7	14.7											18.4	1,984
	Copefrut S.A.	106.4		174.1										280.5	23,008
Difrimex S.A. de C.V.	Gedesa Exportaciones S.A		279.5											279.5	34,086
	Global Babega Ltda., Exp.	213.6		4.8			10.1	5.2						233.7	12,242
Nestle Venezuela	Mendoza Ytuza, Luis	40.1						3.1						43.2	2,316
	Metropolitana Comerc.				0.4									0.4	40
	Parmex S.A.				253.0									253.0	25,300
Florestal Import W Export Ltda	C y P S.A., Comercial				22.0									22.0	2,200
	Copefrut S.A.	42.6		39.7				67.2				12.3		161.8	15,568
	Prize Ltda., Exportadora			11.0										11.0	1,100
	Scramble Ltda., As. e Inv.		55.4											55.4	6,762
	Frutos del Sol S.A., Exp.		19.2							10.3				29.5	3,490
Irmaos Benassi Prod. Dist. Agric.	Río Blanco Ltda, Exp.		17.3											17.3	2,112
	Disa S.A, Exportadora		20.6											20.6	2,514
	Greenvic Comercial S.A.							22.9						22.9	2,288
Caxiense Frutti 'n Box Com.Imp. Ltda.	Meyer Ltda., Export.	35.8	97.6	20.4				31.8		10.1		20.2	10.8	226.7	26,098
	Frugal S.A., Exportadora	19.7		44.9										64.5	5,538
	Los Lirios S.A., Exp.	63.7		64.4				46.2						174.3	14,453
Interfresh Fruver Venezuela S.A.	Planet S.A, Exportadora		8.4						3.7	7.5				19.6	2,268
	Natural Fruit L	96.8					92.2	21.6						210.5	12,560
	Sergio Yanten Urbina	43.2												43.2	2,248
Frigoríficos de Rubio, SPR de RL FR CV	Frutamerica S.A, Exp.							7.6	34.6					42.1	4,680
	Polar Fruit International		73.5	24.0				12.0	7.3	22.2				138.9	15,991
	Atlas S.A., Exportadora		70.8											70.8	8,640



## Latin American Importers By Exporter

Companies under 710 tons

Season 2008/2009 (Tons)

CONSIGNEE	EXPORTER	APPLE	GRAPE	KIWIS	ALMOND	WALNUT	PEAR	PLUM	PEACH	NECTARIN	AVOCADO	CHERRY	OTHERS	TONS	CASES
Beta Trading S.A.	Jorge Gallardo Exports					24.8								24.8	990
	Anakena Ltda, Exp.					81.1								81.1	3,622
	Graneros Ltda, Com.					23.9								23.9	2,385
	Las 3 R, Agrocom					24.0								24.0	960
	Pacific Nut Company Chile				40.9	52.0								92.9	9,294
WMS Supermercado do Brasil S.A.	Aconex, Aconcagua Exp.							60.8	46.7	67.4		7.6	2.8	185.2	21,264
	Araucaria Export. S.A.							3.7	7.5	9.4				20.6	2,288
	Copefruit S.A.	21.3												21.3	1,120
	Graneros Ltda, Com.					17.5								17.5	1,150
Corporación Bebo	Subsole S.A., Exportadora		242.0											242.0	29,447
Neobrasil Comercio Exterior	Frutas Secas Ltda.					10.0								10.0	1,000
	Natural Nut S.A.					12.0								12.0	1,200
	Pacific Nut Company Chile					100.0								100.0	4,000
	Seeland Chile S.A.					10.0								10.0	1,000
	Sun Belle Berries S.A.				21.0									21.0	2,100
	Sun West S.A.					20.0								20.0	2,000
	El Raco Ltda., Agr.					25.0								25.0	1,000
	Exportadora Dryfruit. Ltda					19.0								19.0	1,900
	Hojas Export Ltda.					24.5								24.5	980
Cosecha Del Chef S.A.	Oppenheimer Chile Ltda.	71.4	35.4											106.8	8,064
	Permanz Frut Ltda., Exp.	37.3	18.6	1.1			4.6							61.6	4,589
	Agricom, Soc. Agric. Com.	49.9												49.9	2,496
	Patagonia Export S.A.	20.4												20.4	1,064
JP Comercial S.A.	Nexco Chile S.A.		36.5											36.5	4,446
	Copefruit S.A.	202.2												202.2	10,640
Nativa del Sur S.A.	Carlos Hasbun Exp.	235.0												235.0	11,182
Jorge M. Colque Perca	Jaime Cornejo B.	23.5												23.5	1,176
	Agroc. Gonzalez	117.6												117.6	5,880
	Doña Agustina Ltda, Exp.	87.1					5.8							92.9	4,676
Wal Mart Brasil S/A	Copefruit S.A.	147.8										19.4		167.2	11,600
	Graneros Ltda, Com.				1.6	40.6								42.2	2,896
	Aconex, Aconcagua Exp.							15.9	3.7	2.8				22.5	2,496
Boliviaria de Negocios	Frutasol Chile S.A., Exp.	142.7		3.4			23.0							169.1	9,032
	Terrafrut S.A	38.3	24.3											62.6	3,536
Irmacos Muffato & Cia.Ltda.	Aconex, Aconcagua Exp.						11.2							11.2	616
	Planet S.A, Exportadora							11.2		5.6		1.8	1.7	20.3	2,432
	San Clemente S.A., Exp.	10.2												10.2	539
	Gesex, Gest. Exp. Frut.									4.7				4.7	520
	Meyer Ltda., Export.	59.9	6.9	6.6				24.9	55.2	16.8		8.8	6.0	185.1	18,054
Cofruta Comercio Imp. e Export	Ben David S.A, Exp.			37.9										37.9	3,792
	Sofruileg Chile S.A.			82.2										82.2	8,216
	Southern Fruit, Exp.												21.7	21.7	1,430
	Terrafrut S.A		39.0	22.4										61.4	6,992
	Trinidad Exports S.A.			22.8										22.8	2,280
Nutritiva Import. E Com. Frutas	Río Blanco Ltda, Exp.		85.0	91.5										176.5	19,520
	San Clemente S.A., Exp.		20.1											20.1	2,448
	Comercial SM Plus Ltda.			23.9										23.9	2,392
Maria Rosario Impata	Cont. del Sur Ltda.	216.4											216.4	11,216	
Mimpex S.R.L.	Beatriz A. Aliaga Caceres	131.3		3.8			49.3	18.2		12.2			214.9	12,940	
El Escorpión de A.B.H.	El Escorpión de Chile Ltda.		207.3										207.3	23,270	
Flamencos	Nicofrut S.A.		17.7											17.7	2,160
	V&V Limitada	20.8												20.8	1,064
	Alim.Herbert E Philips F.	39.7												39.7	2,079
	AMS Family S.A., Com.	40.1												40.1	2,058
	El Almendro S.A	47.0												47.0	2,352
	Frucentro S.A.	21.2						4.2	10.4	4.9				40.7	3,323

## Latin American Importers By Exporter

Companies under 710 tons

Season 2008/2009 (Tons)

CONSIGNEE	EXPORTER	APPLE	GRAPE	KIWIS	ALMOND	WALNUT	PEAR	PLUM	PEACH	NECTARIN	AVOCADO	CHERRY	OTHERS	TONS	CASES
Corporac.De Compañias Agroind.	Polar Fruit International	20.4	111.5				3.6	5.4	1.1	1.1			1.0	144.0	15,827
	San Clemente Ltda, Agríc.	40.1												40.1	2,100
	San Clemente S.A., Exp.	19.1												19.1	980
Redigo y Cia. S.A.	A & B Ltda, Com. e Imp.												182.7	182.7	11,760
	Convallis S.A, Exportadora									20.2				20.2	2,240
Lodiser S.A.	Ballerina Ltda., Agric.				32.2	7.0								39.2	3,922
	Bravo B., Carlos				10.0									10.0	1,000
	Omni Nuts & Fruits S.A												0.6	0.6	40
	Pacific Nut Company Chile				135.0									135.0	13,500
Corp. Venek de Costa Rica	Parmex S.A.				17.7									17.7	1,771
	Exportadora Frutam Ltda.	63.4	72.7				8.4	14.5	12.2	24.8			1.8	197.8	18,487
Segundo Misael Viera Viera	Cerro Alegre Ltda.		34.9											34.9	4,260
	Igal Ltda., Exp.	48.4												48.4	2,200
	Frutamerica S.A, Exp.	24.2												24.2	1,100
Interfood International Trad	Igal Exportaciones Ltda	72.6	16.9											89.5	5,359
	Dole Chile S.A.	153.9	38.3					0.8	1.0	1.9				195.9	15,524
	Frutasol Chile S.A., Exp.	47.4												47.4	2,496
	Igal Exportaciones Ltda	39.5												39.5	2,058
Frutamérica	Igal Ltda., Exp.	23.7												23.7	1,248
	Surfrut Fresh S.A.	72.9												72.9	3,744
D Aleman Aparici	Golden Fruits Ltda. Exp.	169.1					11.6							180.8	9,416
	Trinidad Exports S.A.											11.0		11.0	2,199
Com. Mexico Americana S.A. de C.V.	Gesex, Gest. Exp. Frut.								40.0	21.6				61.6	6,840
	Rucaray S.A., Exp. y Serv.	105.1												105.1	5,472
	Frusan, Sn. Fdo Frutera											2.4		2.4	488
Bavosi S.A.	Agronut Ltda., Com.				7.0									7.0	700
	Frutas Secas Ltda.				16.0									16.0	1,656
	Graneros Ltda, Com.				48.8									48.8	4,875
	Metropolitana Comerc.				29.0									29.0	2,900
	El Camino, Agric.Com. Inv.				17.5									17.5	1,750
	Alnuez Ltda., Exp. y As.				14.8									14.8	1,481
	Ballerina Ltda., Agric.				29.2									29.2	2,918
	Condesa Chile				3.0									3.0	300
Martin S.R.L.	Huertos del Valle Ltda.				13.8									13.8	1,380
	Christian Beller			6.0				15.0						21.0	2,264
Hortifruti Nicaragua S.A.	Agroser Ltda.	112.4						20.6		20.6				153.6	10,407
	David del Curto S.A.	19.9												19.9	1,029
	Polar Fruit International	40.7	70.0	1.1						0.6				112.3	10,864
Com.Import.E Export.La Rioja	San Clemente S.A., Exp.	40.1												40.1	2,121
	El Camino, Agric.Com. Inv.				23.0									23.0	2,300
	Gana Flores, Rosa Irene					10.0								10.0	1,000
	Pacific Nut Company Chile				35.0	52.1								87.1	8,705
Importacion Americana Duzoglu	Lafrut Export. Agropec.		40.9											40.9	4,992
	Metropolitana Comerc.				10.0									10.0	1,000
Santos Villatoro	Del Monte Fresh Produce											23.0		23.0	4,608
	Pacific Nut Company Chile				115.0	30.0								145.0	14,500
	C y D Internacional S.A.	23.9												23.9	1,225
	Los Lirios S.A., Exp.	49.3												49.3	2,464
Vialo S.R.L.	Frusan, Sn. Fdo Frutera	19.6	36.3											55.8	5,451
	Aconex, Aconcagua Exp.	21.3	17.7											39.0	3,224
	Alfonso Eyzaguirre y Cia.								40.2	20.6				60.8	6,864
	Chilexpo Frut Ltda., Soc.	22.3												22.3	1,176
	J.C. Gajardo	22.6												22.6	1,176
Rio Duero S.A.	Mino U, Cecilia							22.0		19.8				41.8	4,576
								19.8						19.8	2,200

## Latin American Importers By Exporter

Companies under 710 tons

Season 2008/2009 (Tons)

CONSIGNEE	EXPORTER	APPLE	GRAPE	KIWIS	ALMOND	WALNUT	PEAR	PLUM	PEACH	NECTARIN	AVOCADO	CHERRY	OTHERS	TONS	CASES	
H.Tzanetatos, Inc.	Agrícola Gloria Chile		36.4				23.3					0.6		60.3	5,840	
	Golden Fruits Ltda. Exp.	82.1												82.1	4,312	
	Nexco Chile S.A.						23.0							23.0	1,280	
Grupo Ramos	Comexport Ltda.	136.9	19.2					4.5	1.3	1.3				163.4	10,706	
Frigorífico Pérez Hnos.	Frutexport S.A.		159.7					3.3						163.0	19,836	
Villares SRL	Agronut Ltda., Comercial					3.5								3.5	350	
	Condesa Chile				3.5									3.5	350	
	Frutas Secas Ltda.				19.8	6.8								26.6	2,661	
	H.L.Exportadora Agrícola					6.2								6.2	621	
	Las Mercedes Ltda., Agr.				6.3									6.3	632	
	Pacific Nut Company Chile				12.0									12.0	1,200	
	Sociedad Englander Nuss					4.0								4.0	400	
	El Camino, Agric.Com. Inv.				5.0									5.0	500	
	Agronut Ltda., Com.				16.0	11.0									27.0	2,700
	Hojas Export Ltda.				3.0										3.0	300
	Huertos del Valle Ltda.				23.7	6.0									29.7	2,968
Sun West S.A.				8.7	22.8									31.5	3,154	
Gliseria Jacobo Quicaña	Puelche S.A.	68.5					40.9	45.1		2.9				157.3	9,575	
Perman Bau Cia.Ltda.	Unifrutti Traders Ltda.	120.1	21.6				13.1							154.8	9,944	
Ricex Importacao E Exportacao	Hojas Export Ltda.					5.0								5.0	500	
	Pacific Nut Company Chile				64.0	84.0								148.0	10,960	
De Marchi Ind. e Com.De Frutas	Bauza Export Ltda.		108.3											108.3	13,212	
	Frucentro S.A.		22.3											22.3	1,607	
	Trinidad Exports S.A.		18.9											18.9	2,304	
Repres.s Jhonny Mederos	Jaime Soler S.A., Agroind.	100.6					40.3					6.7		147.6	8,880	
JCP Import. E Exp. De Alimentos	Araucaria Export. S.A.							2.8	15.0	2.8				20.6	2,288	
	Maria del Carmen	44.2												44.2	2,304	
	Carlos Hasbun Exp.	64.9												64.9	3,530	
	Moran Ltda.		17.7											17.7	2,160	
Borelli E. Rep. De Frutas Ltda.	Exportadora C Y C Ltda.	42.2												42.2	2,058	
	El Torreón Export Ltda.	42.2		62.4										104.6	8,355	
Lucacen S.R.L.	Pacific Nut Company Chile				67.0									67.0	6,700	
	Parmex S.A.				2.0									2.0	200	
	Southern Food Trad. Ltda.				17.5									17.5	1,752	
	Agrícola Marcela Zabala				7.5									7.5	750	
	Agronut Ltda., Com.				12.0									12.0	1,167	
	Ballerina Ltda., Agric.				13.0	4.5								17.5	1,754	
	Condesa Chile				10.0									10.0	1,000	
Metropolitana Comerc.				10.0									10.0	1,000		
Pingakol S.A.	Hortifrut Chile S.A.												0.4	0.4	238	
	Unifrutti Traders Ltda.	35.1	20.4	62.4				14.6		7.1		2.5		142.0	13,312	
Secchi Agrícola Imp. E. Exp. Ltd.	Disa S.A, Exportadora		21.5											21.5	2,616	
	Grow Logistic S.A.		21.4											21.4	2,610	
	Santa Elena S.A., Exp.		98.4											98.4	12,058	
Importaciones Niko	Agroc. Gonzalez	93.1					1.0							94.1	4,711	
	Isabel Valenzuela R.	46.1					1.0							47.1	2,359	
Modernland S.A. de C.V.	Greenvic Comercial S.A.			24.0										24.0	2,400	
	Trinidad Exports S.A.			44.8										44.8	4,480	
	Unifrutti Traders Ltda.			67.2										67.2	6,720	
Frutos Secos De Occidente S.A.	Graneros Ltda, Com.				23.0									23.0	2,300	
	Marcelino Zabala A.				15.0									15.0	1,500	
	Parmex S.A.				64.0									64.0	6,400	
	Ballerina Ltda., Agric.				16.0									16.0	1,600	
Sun West S.A.				15.6									15.6	1,560		
Imp. Exp. Trading Company	Los Lirios S.A., Exp.	68.9												68.9	3,483	
	Aconex, Aconcagua Exp.		19.2											19.2	1,200	
	Greenvic Comercial S.A.		20.8				24.5							45.3	2,660	

## Latin American Importers By Exporter

Companies under 710 tons

Season 2008/2009 (Tons)

CONSIGNEE	EXPORTER	APPLE	GRAPE	KIWIS	ALMOND	WALNUT	PEAR	PLUM	PEACH	NECTARIN	AVOCADO	CHERRY	OTHERS	TONS	CASES
Distribuidora Eureve C.A.	Frutexsa, Frutas de Export.				80.0	30.0								110.0	11,000
	Pacific Nut Company Chile				23.0									23.0	2,300
Alimentos lo C.A.	Frusan, Sn. Fdo Frutera	19.6					23.0							42.6	2,309
	Agricom, Soc. Agric. Com.	88.9												88.9	4,585
Antares Brasil Ind. e Com.	Hojas Export Ltda.					122.5								122.5	2,460
Frutin, C.A.	Lontue (Lonfrut), Dist. Frut.	43.8					23.0							66.8	3,617
	Star Fruit, Soc. Com. Ltda.		55.0											55.0	6,708
Proexur Srl.	Dole Chile S.A.	59.6		61.4										121.0	9,118
Leandro Machaca	El Bolder, Agrícola Ltda	120.6												120.6	5,040
Salinas Company Fruit S.A.	Del Monte Fresh Produce											15.6		15.6	3,126
	Río Blanco Ltda, Exp.		35.4											35.4	4,320
	Santa Cruz S.A., Exp.		13.3	6.0									24.0	43.3	3,820
	S y S Linafrut Ltda, Agric	24.3										1.3		25.6	1,504
Comercial La Vina S.de R.L.	Unifrutti Traders Ltda.	99.8	17.6				1.1							118.5	7,474
Frutiflife S.A.C.	Isabel Valenzuela R.	99.0					19.2							118.1	6,013
SC Brasil Importacao y Exportacao	Bellafrut S.A.					10.0								10.0	1,000
	Hojas Export Ltda.					23.0								23.0	2,300
	Superfruit Ltda.					40.0								40.0	1,600
	Asi Chile S.A.					23.0								23.0	920
	Graneros Ltda, Com.				13.5	8.0								21.5	2,150
Centrum Supermarkets	Propal S.A., Exportadora												24.8	24.8	1,440
	Unifrutti Traders Ltda.	57.0	29.0	1.1				2.2	1.0	1.0				91.3	7,114
Frutas y Hortalizas Ramirez	Polar Fruit International	23.7		7.0			12.7							43.3	2,660
	Río Blanco Ltda, Exp.		17.7											17.7	2,160
	Unifrutti Traders Ltda.	17.2	35.4	2.2										54.9	5,468
Alyser S.A.	Anakena Ltda, Exp.					5.0								5.0	417
	Pacific Nut Company Chile				12.0									12.0	1,200
	Sun West S.A.					14.6								14.6	1,455
	El Camino, Agric.Com. Inv.				80.0									80.0	8,000
Vanguard International, Inc	Sofruco Alimentos Ltda.	6.6					15.0							21.6	1,175
	Frucentro S.A.		26.6	1.1					1.9	1.1				30.7	3,684
	Trinidad Exports S.A.		55.9											55.9	6,817
Bompreco Bahia	Copefrut S.A.	106.4												106.4	5,376
Hetros Importacao e Exportacao Ltda.	Copefrut S.A.	42.6						22.4						65.0	4,480
	Frutos del Sol S.A., Exp.		40.1											40.1	4,896
Contratos Fruteros Ltda.	AMS Family S.A., Com.	24.3												24.3	1,248
	Cabo de Hornos S.A.		36.0											36.0	4,386
	Comexport Ltda.	20.4												20.4	1,064
	San Clemente Ltda, Agric.	23.5												23.5	1,176
Cofrutas S.A.	San Fco. Lo Garces, Soc.			21.0										21.0	2,100
	Sofruileg Chile S.A.			83.2										83.2	8,320
Via Importer Com.Exterior Ltda.	El Raco Ltda., Agr.					25.0								25.0	1,000
	Las 3 R, Agrocom					38.5								38.5	3,250
	Pumalal Comercial Ltda.				10.0	7.9								17.9	1,790
	Frutas Secas Ltda.				12.0	10.0								22.0	2,200
Antilles Fraisz I De Jarry	Agrícola Gloria Chile	21.4												21.4	1,176
	Golden Fruits Ltda. Exp.	21.4	37.4	4.6										63.4	6,912
	Monte Rosa S.A.		18.3											18.3	2,232
Fruta Fress Ltda.	Permanz Frut Ltda., Exp.	101.1												101.1	5,320
Frio Frut S.R.L.	Comercial SM Plus Ltda.	99.3												99.3	5,145
Alpa Import.S.A.	Copefrut S.A.	55.3					4.6	1.2						61.1	3,288
	Santa Cruz S.A., Exp.		17.7											17.7	2,160
C.H. Robinson Worldwide Inc.	Santa Maria S.A., Cia Frut.		17.7											17.7	2,160
	Scramble Ltda., As. e Inv.		74.8											74.8	8,640
Cocanmex S.A.	Unifrutti Traders Ltda.							10.1	5.0	6.0				21.2	2,240
	Catania Chile S.A.			67.2										67.2	6,720
	Prize Ltda., Exportadora			25.3										25.3	2,530

## Latin American Importers By Exporter

Companies under 710 tons

Season 2008/2009 (Tons)

CONSIGNEE	EXPORTER	APPLE	GRAPE	KIWIS	ALMOND	WALNUT	PEAR	PLUM	PEACH	NECTARIN	AVOCADO	CHERRY	OTHERS	TONS	CASES
José Alfonso Ruiz Alfaro	Río Blanco Ltda, Exp.		35.4											35.4	4,320
	V&V Limitada	20.6												20.6	1,064
	Alim.Herbert E Philips F.	20.4	15.4											35.8	2,936
Agroimport S.A.De C.V.	González y Montealegre	90.2												90.2	4,508
Sun Belle Mexico S.A. de C.V.	Agua Santa Exp.			22.4										22.4	2,240
	Sofruco Alimentos Ltda.			22.4										22.4	2,240
	Prize Ltda., Exportadora Sun Belle Berries S.A.			20.0									24.4	24.4	8,924
Corp. Venek de Costa Rica	Exportadora Frutam Ltda.	53.6					7.6	12.0	9.5		3.7	2.3	88.7	7,149	
Antúnez y Son Produce Inc.	Unifrutti Traders Ltda.	20.7	17.2											37.9	3,250
	Oppenheimer Chile Ltda.		27.5					6.9		3.5				37.8	4,500
	Scramble Ltda., As. e Inv. Alim.Herbert E Philips F.		10.6									1.3		11.9	1,552
Rally Ltda.	Copefrut S.A.			22.4									44.4	44.4	2,772
	Unifrutti Traders Ltda.	20.8												22.4	2,240
Distrib. de Frutas Nacionales Ltda	Atlas S.A., Exportadora	21.9												20.8	1,106
	Lafrut Export. Agropec.						65.2							21.9	1,152
Harold Felipe Palma	Convallis S.A, Exportadora	86.6												86.6	4,492
Puerto Nuevo Cold Storage Inc.	Scramble Ltda., As. e Inv.	9.2	27.5				10.4	13.1	3.0	3.0				66.1	6,556
	Unifrutti Traders Ltda.		11.3					7.8						19.1	2,162
Frutos y Especies	Prodalmen Ltda.				16.0									16.0	1,600
	Santis Fruit Ltda.				26.0	43.1								69.1	4,323
Garotto	Agronut Ltda., Com.					14.0								14.0	1,400
	C y P S.A., Comercial Parmex S.A.				46.8	24.0								46.8	4,680
Comercializadora Frusar	Aconex, Aconcagua Exp.		19.8					8.6	53.4					24.0	2,400
	Ruiz Tagle Humeres, S.	80.9												81.9	8,696
United Foods Peru S.A.C.														80.9	4,256
Mercatodo S.A.	Copefrut S.A.	76.9		1.1			2.3							80.4	4,328
Difar Com. Imp. & Exp. Ltda.	Lafrut Export. Agropec.		18.9				43.8							62.7	4,608
	Río Blanco Ltda, Exp.		17.3											62.7	4,608
Coto Cic S.A.	Graneros Ltda, Com.				2.3	39.3								17.3	2,112
	Pacific Nut Company Chile				13.6	4.0								41.6	1,801
	Ballerina Ltda., Agric.				11.3	8.9								17.6	1,039
Casa Santa Luzia Import.Ltda.	Jorge Gallardo Exports				5.0									20.3	1,491
	Valbifrut S.A					74.0								5.0	167
Centro Nacional Cuesta	Frucentro S.A.		21.2				4.8	6.5	1.0	3.2			0.6	74.0	4,640
	Polar Fruit International	39.1												37.2	4,304
Socoprim	Scramble Ltda., As. e Inv.	28.0	37.2				4.6	5.0						39.1	2,058
Polico Comercial de Alim.	Huertos del Valle Ltda.				18.0	53.0								74.9	7,116
Patricia Colque	Cruceros Ltda., Soc. Com.	23.5												71.0	5,780
	Doña Agustina Ltda, Exp.	22.5					1.0							23.5	1,176
	Agroc. Gonzalez	22.5					1.0							23.5	1,183
Abastos García	Agronut Ltda., Com.				67.7									23.5	1,183
Bahamas Food Services	Oppenheimer Chile Ltda.		67.2											67.7	5,645
San Thomas Com. de Gen.	Queulat Export S.A.			67.2										67.2	8,196
Rafelir S.A.	Alim.Herbert E Philips F.			20.8				14.6						67.2	6,720
	Phillips F., Herbert			9.8										35.4	3,536
	Copefrut S.A.			21.8										9.8	977
Transaymon Com. e Transp	Terrafrut S.A		15.1					50.1					21.8	2,184	
Casa De Frutas Caracas C.A.	Agro Prodex Internacional				25.0									65.2	7,408
	Pacific Nut Company Chile					40.0								25.0	2,500
RVC Exportaciones e IRL	San Ricardo Ltda	65.0												40.0	4,000
Productos 3A Ltda.	C y D Internacional S.A.				38.2									65.0	3,283
	Pacific Nut Company Chile				24.2									38.2	3,822
	Asi Chile S.A.					2.0								24.2	2,420
Jorge A. Pabon Gutierrez	Metropolitana Comerc.				16.0									2.0	200
	Pacific Nut Company Chile				48.0									16.0	1,600
														48.0	4,800

## Latin American Importers By Exporter

Companies under 710 tons

Season 2008/2009 (Tons)

CONSIGNEE	EXPORTER	APPLE	GRAPE	KIWIS	ALMOND	WALNUT	PEAR	PLUM	PEACH	NECTARIN	AVOCADO	CHERRY	OTHERS	TONS	CASES
El Paraiso Frutero Ltda.	Permanz Frut Ltda., Exp.	63.1												63.1	3,256
SIG Comercial Importacao	Rio Blanco Ltda, Exp.		14.2	48.9										63.1	6,608
Moño Azul	Sofruileg Chile S.A.			62.4										62.4	6,240
Bm Comercial Ltda.	Bellafrut S.A.				7.0	5.0								12.0	1,200
	Superfruit Ltda.				24.5	25.0								49.5	3,450
Rebela Comercial Exportadora	Hojas Export Ltda.					22.0								22.0	2,200
	Pacific Nut Company Chile				10.0	25.0								35.0	3,500
	Seeland Chile S.A.					4.0								4.0	400
Yara Hanna Com. e Ind.	Sofruileg Chile S.A.			58.5										58.5	5,845
Silcom S.A. - La Abundancia	GVF Ltda., Exp de Alim.				5.0									5.0	625
	Las 3 R, Agrocom					8.0								8.0	500
	Omni Nuts & Fruits S.A												0.5	0.5	50
	Sociedad Englander Nuss					22.0								22.0	1,900
	El Camino, Agric.Com. Inv.				15.5									15.5	1,550
	Graneros Ltda, Com.					5.0								5.0	200
Pandock C.A.	Frutexsa, Frutas de Export.					10.0								10.0	1,000
	Pacific Nut Company Chile					20.0								20.0	2,000
	Parmex S.A.				24.9									24.9	2,490
Berry Fresh Produce LLC	Agroberries Ltda.											54.8	54.8	16,440	
Ipanema Comercial Exp. e Imp.	Metropolitana Comerc.				22.0									22.0	2,200
	Pacific Nut Company Chile				16.0									16.0	1,600
	Ballerina Ltda., Agric.				16.0									16.0	1,600
Paramount Export	Frucentro S.A.	17.9	35.1										53.0	5,277	
Martinique Viandes	Dole Chile S.A.	24.4	22.3					2.9	1.1	1.8			52.5	5,442	
Afil Imp.Exportacao E Comercio	Gana Flores, Rosa Irene					6.0								6.0	600
	Hojas Export Ltda.				25.0	15.8								40.8	4,080
	Las 3 R, Agrocom					3.0								3.0	300
	San Juan Ltda.				2.0									2.0	200
Supermercado Zona Sul S.A.	Bellafrut S.A.					10.0								10.0	1,000
	Sun Belle Berries S.A.					3.0								3.0	300
	Ballerina Ltda., Agric.				16.0									16.0	1,600
	Graneros Ltda, Com.				4.0	6.0								10.0	1,000
	Huertos del Valle Ltda.				4.0	8.0								12.0	1,200
Uniagro	Frutexsa, Frutas de Export.					15.5								15.5	1,100
	Parmex S.A.				14.0									14.0	1,400
	Valbifrut S.A					20.8								20.8	1,550
GreenTropic C.I. S.A.	La Rosa Sofruco											49.0	49.0	2,880	
Sequest Trading Inc.	Unifrutti Traders Ltda.		43.3					2.2	1.0	2.0			48.5	5,837	
Agro Food Imp.E Exportacao Ltd	Las Mercedes Ltda., Agr.				12.0								12.0	1,200	
	Hojas Export Ltda.				14.5	22.0								36.5	3,650
Gilberto Benito Zoleta Ruiz	Mario Gutierrez	48.4												48.4	2,482
Severo Arnez Escobar	Isabel Valenzuela R.	48.4												48.4	2,016
Inv. Multiples Tranpiero	Isabel Valenzuela R.	45.1					2.0							47.1	2,366
Carulla Viveros S.A.	Golden Fruits Ltda. Exp.	20.4												20.4	1,064
	San Fco. Lo Garces, Soc.											1.3		1.3	256
	La Rosa Sofruco												24.5	24.5	1,440
Importaciones Y Exportaciones	González y Montealegre							3.6						3.6	240
	Imp.Y Exp.B & M Ltda.	21.3												21.3	1,120
	J.C. Gajardo	21.3												21.3	1,120
Alimentos Fragamar C.A.	Pacific Nut Company Chile				16.0	20.0								36.0	3,600
	Ballerina Ltda., Agric.					10.0								10.0	1,000
Chocolates Garoto S.A.	C y P S.A., Comercial				45.9									45.9	4,590
Marin S.R.L.	Agroser Ltda.	45.3												45.3	2,293
Comercial Agric. Ki-Frutt Ltda.	Greenvic Comercial S.A.							6.6	7.5	7.5			0.8	22.4	2,496
	David del Curto S.A.							6.6	7.5	7.5			0.8	22.4	2,496
Nelsimar S.A.	Chilexpo Frut Ltda., Soc.	44.7												44.7	2,352

## Latin American Importers By Exporter

Companies under 710 tons

Season 2008/2009 (Tons)

CONSIGNEE	EXPORTER	APPLE	GRAPE	KIWIS	ALMOND	WALNUT	PEAR	PLUM	PEACH	NECTARIN	AVOCADO	CHERRY	OTHERS	TONS	CASES
Wiracocha S.R.L.	C y D Internacional S.A.			21.8										21.8	2,184
	Rucaray S.A., Exp. y Serv.			22.4										22.4	2,240
Stone Fruit de Colombia	South Fruits Chile S.A.	19.4					24.5							43.8	2,368
Patifrut Com. de Frutas	Lafrut Export. Agropec.						43.8							43.8	2,304
Chinchurreta Bazetti Jose	Alim.Herbert E Philips F.	43.3												43.3	2,254
Import. Batista Garcia R.	Alim.Herbert E Philips F.	43.1												43.1	2,254
Maria Ester Medina A.	Conagro, Com.				8.5	33.5								42.0	4,201
Virtach S.R.L.	Sofruileg Chile S.A.			20.8										20.8	2,080
	Prize Ltda., Exportadora			21.0										21.0	2,100
Orlando Virgili Carballo	Scramble Ltda., As. e Inv.			20.8										20.8	2,080
	Sofruileg Chile S.A.			20.8										20.8	2,080
Cerealista Expoeste Ltda.	San Clemente Ltda, Agric.	41.4												41.4	2,156
Abastos Teleno S.A. de C.V.	El Camino, Agric.Com. Inv.				16.0									16.0	1,600
	Agronut Ltda., Comercial				25.0									25.0	1,000
Mesfruits	Andinexia S.A	40.8												40.8	2,242
GoldenFruit S.A.S.	Atlas S.A., Exportadora	40.5												40.5	2,128
Fruzamal Cia. Ltda.	Jaime Soler S.A., Agroind.						40.3							40.3	2,240
Cruz Roja Hondurena	Exportadora Frutam Ltda.	40.2												40.2	2,142
A.T.O.M.	Polar Fruit International	39.9												39.9	2,563
Carlos A. Leira Betancur	Continental Fruit Ltda.	39.2												39.2	2,064
Distribuidora de Productos S.A.	Magna Trading S.A., Exp.	20.4												20.4	1,064
	Río Blanco Ltda, Exp.		15.9	2.2										18.2	2,168
Bemosa	Nexco Chile S.A.	19.8	17.7											37.5	3,189
Tropic Fruits Bragelone	Copefrut S.A.	19.2												19.2	1,260
	Scramble Ltda., As. e Inv.		14.2					2.0	1.0	1.0				18.2	2,176
Corporacion De Compañias	San Clemente S.A., Exp.	18.6												18.6	977
	Terrafrut S.A		18.7											18.7	2,280
	Ases.Patron Ltd												17.6	17.6	6,126
Punto Austral S.A.de C.V.	Rucaray S.A., Exp. y Serv.											2.7		2.7	512
	Comercial SVS Ltda												16.8	16.8	4,954
Surtidora Abarrotera S.A.	Agronut Ltda., Com.				14.3									14.3	1,425
	Superfruit Ltda.				22.0									22.0	2,200
Comestibles Alfa Ltda.	Pacific Nut Company Chile				6.0	0.8								6.8	680
	Metropolitana Comerc.				28.0									28.0	2,800
Mercantil de Viveres	Agronut Ltda., Comercial				34.2									34.2	2,850
La Toja Imp. e Exp. Ltda.	Huertos del Valle Ltda.				2.0	9.0								11.0	1,100
	Asi Chile S.A.					23.0								23.0	920
Sertrading (Br) Ltda.	Planet S.A, Exportadora								9.4	9.4		14.0		32.7	4,530
Espicias Nat. de México	Pacific Nut Company Chile				32.0									32.0	3,200
Comercial Beirao Da Serra Ltda	Graneros Ltda, Com.					22.0								22.0	1,600
	Hojas Export Ltda.					10.0								10.0	400
	Graneros Ltda, Com.				3.0	2.0								5.0	380
	Hojas Export Ltda.					3.0								3.0	300
Pontyn S.A.	Metropolitana Comerc.				5.0									5.0	500
	Sun West S.A.					4.0								4.0	400
	Alnuez Ltda., Exp. y As.				5.0									5.0	500
	Superfruit Ltda.					6.1								6.1	605
	Valbifrut S.A					1.5								1.5	60
Regional Sur	Sun West S.A.				4.0									4.0	400
	Luis H.Arancibia Exp.Agr.					24.9								24.9	1,894
Com. de Frutas El Aguila	Jorge Gallardo Exports				19.6	9.0								28.6	2,857
Distribuidora Magif, C.A.	Frutexsa, Frutas de Export.				17.5	10.0								27.5	2,750
Digrans	Parmex S.A.				26.0									26.0	2,600
Import. de frutas y Verduras	Comexport Ltda.											1.3		1.3	256
	Natural Fruit L	24.3												24.3	1,264
Tradal Brazil Co. Imp. Exp. Ltda.	Las 3 R, Agrocom					11.5								11.5	1,150
	San Juan Ltda.				14.0									14.0	1,400

## Latin American Importers By Exporter

Companies under 710 tons

Season 2008/2009 (Tons)

CONSIGNEE	EXPORTER	APPLE	GRAPE	KIWIS	ALMOND	WALNUT	PEAR	PLUM	PEACH	NECTARIN	AVOCADO	CHERRY	OTHERS	TONS	CASES
Agro Industrial Perazzoli	Metropolitana Comerc.				25.0									25.0	2,500
Comercial Agric. Helena	Carlos Hasbun Exp.			25.0										25.0	2,496
Comcisur	Ben David S.A, Exp.	24.5												24.5	1,258
Martha Calle	Brigofrut Import. Export.	24.2												24.2	1,008
Dalfica del Centro	Parmex S.A.				14.0									14.0	1,400
	Alnuez Ltda., Exp. y A.s.					10.0								10.0	1,000
Wal Mart Mexico	Trinidad Exports S.A.			24.0										24.0	2,400
Molina y Cia S.A.	Parmex S.A.				24.0									24.0	2,400
Prospera Trading Imp.Exp.	Hojas Export Ltda.				8.0	16.0								24.0	2,400
Casa Nunes Martins S.A.	Graneros Ltda, Com.				2.0	12.0								14.0	1,400
	Huertos del Valle Ltda.				1.0	9.0								10.0	1,000
Alimenko Imp.E	Fruservices Ltda.				2.0									2.0	200
Exportadora	Huertos del Valle Ltda.				2.8	19.0								21.8	2,180
Retail S.A.	Perello y Cia. Ltda.						11.5	12.1						23.6	1,984
Agrimex	Global Babega Ltda., Exp.	23.5												23.5	1,176
	Anakena Ltda, Exp.					4.3								4.3	355
Nogal Dorado S.A.	Pacific Nut Company Chile				16.0									16.0	1,600
	El Camino, Agric.Com. Inv.				3.0									3.0	300
Ortiz y Jacome de Comercio Ltda.	Graneros Ltda, Com.				2.1	20.0								22.1	1,008
	Frutexsa, Frutas de Export.					1.0								1.0	100
Alcamp Comercial Ltda.	Huertos del Valle Ltda.					23.0								23.0	920
Frut. Sao Lorenzo Com.	Río Blanco Ltda, Exp.			22.9										22.9	2,288
Diar S.A.	Trinidad Exports S.A.			22.9										22.9	2,288
Guepardo Imp. e Exp. Ltda.	Planet S.A, Exportadora			22.9										22.9	2,288
Frutart Com. Prod. Agric.	New York Export. y Cia		22.6											22.6	2,750
David Oppenheimer, Inc.	Oppenheimer Chile Ltda.	22.5												22.5	1,127
Hortigil Hortifruit S.A.	Copefruit S.A.							22.4						22.4	2,240
Fruticola Saverio	Trinidad Exports S.A.			22.4										22.4	2,240
Pomagri Frutas, Ltda.	Greenvic Comercial S.A.			22.4										22.4	2,240
Arcor S.A.I.C.	Parmex S.A.				22.3									22.3	2,230
Kifrut	Maria del Carmen	22.1												22.1	1,152
M y F Marcelo Ltda.	Alim.Herbert E Philips F.	22.1												22.1	1,127
Chocolates La Casa Arg.	Pacific Nut Company Chile				22.0									22.0	2,200
Gamboy S.A.	Christian Beller			22.0										22.0	2,200
Importadora Emporio	Superfruit Ltda.				21.9									21.9	2,190
Comercial Jean Pierre	J.C. Gajardo	21.9												21.9	1,152
Agropecuaria El Ranquel	Exportadora Frucol Ltda.			21.8										21.8	2,184
	Condesa Chile				8.0									8.0	800
	Agricola Marcela Zabala				3.7									3.7	370
Blanca Nuez S.A.	Sun West S.A.					10.0								10.0	1,000
	Lafrut Export. Agropec.						21.7							21.7	1,152
Ednil Imp. e Exp. De Frutas	Copefruit S.A.	21.3												21.3	1,120
Alberto Silva Betancourt	Duraper Ltda.											21.0		21.0	1,400
Product. Exp. Uruguayos	Dole Chile S.A.			20.8										20.8	2,080
Estab. Agropec. Nelson A.	Agro Servicios Ltda.	20.7												20.7	1,078
Frucom Hamburg GmbH	Exportadora Frutam Ltda.	19.8	0.9											20.6	1,137
Nelson Maria Viera Viera	Rebeca Produce E.I.R.L.	20.5												20.5	1,078
Silvia Rosa Longo	Ruiz Tagle Humeres, S.	20.2												20.2	1,064
Mensageira Com. e Imp.	Río Blanco Ltda, Exp.		15.0	5.2										20.2	2,344
Frutam S.A.	Exportadora Frutam Ltda.	20.1												20.1	1,029
Imp. Exp. B & M S.A.C.	Comexport Ltda.	9.7					10.4							20.0	1,080
Distrib.Intermarche C.A.	Valbifrut S.A					20.0								20.0	1,040
	Las Mercedes Ltda., Agr.				4.0									4.0	400
Foca S.A.	Frutas Secas Ltda.				10.0									10.0	1,000
	Metropolitana Comerc.				6.0									6.0	600
Frutargen S.A.	Agronut Ltda., Comercial				5.0									5.0	500
	Agronut Ltda., Com.				15.0									15.0	1,500



## Latin American Importers By Exporter

Companies under 710 tons

Season 2008/2009 (Tons)

CONSIGNEE	EXPORTER	APPLE	GRAPE	KIWIS	ALMOND	WALNUT	PEAR	PLUM	PEACH	NECTARIN	AVOCADO	CHERRY	OTHERS	TONS	CASES
Disfruval Ltda.	Arcotrading Ltda									19.8				19.8	2,200
Exco C.I. Ltda.	Senel Vélez y Cía., Exp.	19.8												19.8	1,029
Stanley Orchards Sales	Rucaray S.A., Exp. y Serv.	19.6												19.6	1,176
Ana Dolores Reyes	Exportadora Frutam Ltda.		4.7					5.4	5.4	4.0				19.6	2,200
Citricola Salerno	Alim.Herbert E Philips F.	19.6												19.6	1,050
JTC Distribuidora Ltda.	Sun West S.A.					19.5								19.5	1,950
Norton Folgate Marketing	San Fco. Lo Garcés, Soc.											19.4		19.4	3,872
Nuevil S.R.L.	TyT Export S.A.	19.2												19.2	1,008
Binecel S.A.	TyT Export S.A.	19.2												19.2	1,008
Finosol S.A.	TyT Export S.A.	19.2												19.2	1,008
Global Trade S.R.L.	Unifrutti Traders Ltda.	9.5	8.5				1.1							19.1	1,177
Inmobiliaria Don Antonio	Frucentro S.A.		8.8					6.5	2.0	1.9				19.1	2,228
Frutas Finas del Noroeste	Polar Fruit International		18.7											18.7	2,280
Requena Comercializadora Impor	Gana Flores, Rosa Irene					3.0								3.0	300
	Las 3 R, Agrocom					5.0								5.0	500
	Graneros Ltda, Com.				10.0									10.0	1,000
Martinique Frais	Scramble Ltda., As. e Inv.		12.4					2.9	0.8	1.6				17.8	2,256
JR-Import	Nicofrut S.A.		17.7											17.7	2,160
KNC Fresh Fruits Inc.	Miemis Ltda, Comercial		17.7											17.7	2,160
Compania Goly S.A.	Agrex Ltda, Exportadora		17.7											17.7	2,160
Total Produce B.V.	Los Lirios S.A., Exp.											17.5		17.5	3,496
Ruben Polivio López T.	Agro Prodex Internacional				13.0									13.0	1,300
	Empac. de Pasas de Exp.				4.0									4.0	400
Soldo Hnos.	Frutexsa, Frutas de Export.				3.5	13.3								16.8	1,500
Viveres Abascal	El Camino, Agric.Com. Inv.				16.0									16.0	1,600
Grupo Nac. de Chocolates	Metropolitana Comerc.				16.0									16.0	1,600
Díaz Guerrero y Compania	Metropolitana Comerc.				16.0									16.0	1,600
Aconex RT USA	Aconex, Aconcagua Exp.		15.5											15.5	1,725
Almacenes Altamira	Agronut Ltda., Comercial				14.3									14.3	1,425
Comercializadora Suarez	Agronut Ltda., Com.				14.3									14.3	1,425
Pandurata Alimentos Ltda.	Agronut Ltda., Com.				14.0									14.0	1,400
Bompreço S.A.	Graneros Ltda, Com.				0.5	1.1								1.6	94
Supermercados	Pumalal Comercial Ltda.					12.3								12.3	1,230
Carlos Eduardo Correa Castro	Agro Prodex Internacional				2.5									2.5	250
Grandiet S.R.L.	Bellafruit S.A.				11.0	0.3								11.3	1,130
	Ballerina Ltda., Agric.				7.0									7.0	700
	Hojas Export Ltda.				4.0									4.0	400
Alimentos El Sabor Cia.Ltda.	Huertos del Valle Ltda.				2.5									2.5	250
	Agro Prodex Internacional				3.0	8.4								11.4	1,140
El Yaucha S.A.	Empac. de Pasas de Exp.				2.0									2.0	200
	Prodalmen Ltda.				12.4									12.4	1,236
Chiquita Frupac	Dole Chile S.A.		12.2											12.2	1,482
Nidera Uruguaya S.A.	Valbifrut S.A					12.0								12.0	480
Frutos Huanchi S.A.C.	Frutexsa, Frutas de Export.				5.0	7.0								12.0	900
Industrial Lingesa S.A.	Jorge Gallardo Exports				2.5	9.3								11.8	1,100
Importadora Americana	Del Monte Fresh Produce											11.5		11.5	2,304
Jorge Lazaro Zac.	Condesa Chile				3.0									3.0	300
	Sun West S.A.				5.0	3.0								8.0	800
Mundifrufr S.R.L.	Huertos del Valle Ltda.				10.7									10.7	1,068
Frigoríficos Rodríguez	Alnuez Ltda., Exp. y As.					10.0								10.0	1,000
Bagley S.A.	Parmex S.A.				10.0									10.0	1,000
Espabra Generos Alimen.	Mondial Exports S.A					10.0								10.0	1,000
Dulceria La Sevillana S.A.	Mercofrut S.A							10.0						10.0	1,000
Porto do Mar Comerc.	Sun Belle Berries S.A.					10.0								10.0	1,000
Dispronat Ltda.	Bellafruit S.A.				1.9									1.9	200
	Superfruit Ltda.				3.0									3.0	300
	Frutexsa, Frutas de Export.				4.0									4.0	400

## Latin American Importers By Exporter

Companies under 710 tons

Season 2008/2009 (Tons)

CONSIGNEE	EXPORTER	APPLE	GRAPE	KIWIS	ALMOND	WALNUT	PEAR	PLUM	PEACH	NECTARIN	AVOCADO	CHERRY	OTHERS	TONS	CASES
Carballo Faro e Cia. Ltda.	Graneros Ltda, Com.				2.0	6.5								8.5	696
Maria Isabel Garrido M.	Bellafrut S.A.				5.0	0.1								5.1	510
	Frutexsa, Frutas de Export.				3.0									3.0	300
Comercializadora Maria Jose Lt	Bellafrut S.A.				2.0									2.0	200
	San Juan Ltda.				6.0									6.0	600
Industria La Coruna	Frutexsa, Frutas de Export.				8.0									8.0	800
Puntarey S.A.	Sun West S.A.				3.0	5.0								8.0	800
Mad Product Distribuidora Ltda.	San Juan Ltda.				5.0									5.0	500
	Las 3 R, Agrocom					3.0								3.0	300
Establec. La Egipciana	Prodalmen Ltda.				8.0									8.0	800
Carlisa S.A.	Parmex S.A.				4.0									4.0	400
	C y P S.A., Comercial				3.5									3.5	350
Le Cultive Com. Alim. Ltda.	Atacama Ltda.				1.0	6.5								7.5	731
IDEAL S.R.L.	Jorge Gallardo Exports					7.3								7.3	730
Antonio Alberto Montaldi	Frutas Secas Ltda.				7.0									7.0	700
Carlos Gilberto Tapia B.	Agro Prodex Internacional				7.0									7.0	700
Dos Santos Pereira y Cia.	Frutas Secas Ltda.				4.0									4.0	400
	Sun West S.A.					3.0								3.0	300
HSA Velox Com. Imp. Exp.	Hortifrut Chile S.A.												6.7	6.7	4,065
Lheritier Argentina	Agronut Ltda., Com.				6.5									6.5	650
Alto Jahuel S.A.	Prodalmen Ltda.				6.0									6.0	600
Peralta Comercial e Imp.	Graneros Ltda, Com.				2.0	4.0								6.0	600
Sup. Disco del Uruguay	Frutexsa, Frutas de Export.				1.0	4.5								5.5	400
Lasa Hnos.S.A.C.	Sun West S.A.				5.5									5.5	550
Gabrielle S.R.Ltda.	Bellafrut S.A.				3.8	1.6								5.4	540
Los Lorenzos C.A.	El Olam Ltda., Imp. Exp.											5.0		5.0	1,600
Juan A. Cibert S.A.	Frutas Secas Ltda.				5.0									5.0	500
Raquel Irene Ferrando	Pacific Nut Company Chile				5.0									5.0	500
Georgalos Hnos.S.A.I.C.A.	Parmex S.A.				5.0									5.0	500
D.K.R. Imp. y Exp. de B.	Bravo B., Carlos				5.0									5.0	500
Inv. Representaciones Van	Jorge Gallardo Exports				4.6									4.6	464
Ecuatoriana de Neg. Ecune	Bellafrut S.A.				4.5									4.5	450
Corp. Delico Cia. Ltda.	Empac. de Pasas de Exp.				4.0									4.0	400
Agroindustrial y Comercial	Bellafrut S.A.				4.0									4.0	400
La Cabana De Mendoza	Sun West S.A.				4.0									4.0	400
Amandau S.A.	Condesa Chile				4.0									4.0	400
San Lucar Fruit S.A.	San Fco. Lo Garces, Soc.											4.0		4.0	792
Special Fruit Trading	San Fco. Lo Garces, Soc.											3.8		3.8	1,008
Frutas Finas ABH	Aconex, Aconcagua Exp.		3.7											3.7	510
La Fragata Norte Ltda.	Ecoaustral Ltda.											3.6		3.6	720
Import.Latin Venezuela	Golden Fruits Ltda. Exp.											3.1		3.1	600
Benjamin M. Falcon R.	Las 3 R, Agrocom				1.0	2.0								3.0	300
Melar S.A.	Huertos del Valle Ltda.				3.0									3.0	300
Caralb S.R.L.	Metropolitana Comerc.				3.0									3.0	300
Columbia Marketing Int.	Dole Chile S.A.	2.2												2.2	114
Prointal S.A.	Graneros Ltda, Com.				2.0									2.0	200
Zimpelmann Agentur	San Fco. Lo Garces, Soc.											1.8		1.8	352
Chingford Fruit	San Fco. Lo Garces, Soc.											1.8		1.8	352
O. Van Assche N.V.	San Fco. Lo Garces, Soc.											1.8		1.8	352
Utopia UK	San Fco. Lo Garces, Soc.											1.8		1.8	352
Nestle S.A.	Parmex S.A.				1.0									1.0	100
Paulista S.A.	Agricola Marcela Zabala				1.0									1.0	100
Nueces Industriales	Agro Prodex Internacional				1.0									1.0	100
Fon David Chong Ng	Dole Chile S.A.											0.6		0.6	128
Wagner Tabuso	Unifrutti Traders Ltda.											0.05		0.05	20

FAR EAST IMPORTERS

YEARBOOK CHILE 2009

# EXPORDATA



Expordata

THE OFFICIAL FIGURES



**VANGUARD**  
INTERNATIONAL

# Winners Wanted

Vanguard works with winners

Winners know the business

Winners know the market

Winners demand great quality

Winners make it happen

Winners work harder

Winners offer the brands you want

Winners work with the leading exporter of quality-assured fresh fruits and vegetables



**Focused on the right fruit to the right customer,  
flawlessly performed, guaranteed!**

**China**

Shanghai

Phone: +86-21-5830-4729

Fax: +86-21-5081-0547

**Headquarters**

Washington, U.S.A.

Phone: +1-425-557-8250

Fax: +1-425-557-8260

**Chile**

Santiago

Phone: +56-2-207-7085

Fax: +56-2-207-7111

**Indonesia**

Jakarta

Phone: +62-21-5596-0335

Fax: +62-21-5596-0330

**Thailand**

Phuket

Phone: +66-76-264-270

Fax: +66-76-264-270

**Australia**

Mildura

Phone: +613-5023-8711

Fax: +613-5023-8722

**Taiwan**

Taipei

Phone: +886-2-2939-7010

Fax: +886-2-8661-8862

**Italy**

Genova

Phone: +39-010-362-2525

Fax: +39-010-316-958

**South Africa**

Somerset West

Phone: +27-21-852-9740

Fax: +27-21-852-9560

**E-Mail: [Sales@VanguardTeam.com](mailto:Sales@VanguardTeam.com)**

To Order

## Main Species Detail

Season 2008/2009 (Tons)

EXPORTER		GRAPE	LEMON	APPLE	ORANGE	KIWIS	PLUM	NECTARIN	ALMOND	TOTAL TONS			TOTAL TH.CASES		
										2008-09	2007-08	2006-07	2008-09	2007-08	2006-07
										Pronal S.A., Exportadora			2,152.4		1,721.3
Santa Cruz S.A., Exportadora	17.7	1,087.3			48.0	144.0				1,297.0	377.9	2,092.4	83.0	24.3	138.2
Dole Chile S.A.	691.1			189.6			40.3			921.1	56.1	658.8	98.4	6.8	65.5
Subsole S.A., Exportadora	221.2					552.0				818.0	449.5	2,210.2	86.7	50.4	274.5
Cabifrut S.A.		688.6			73.1					761.6	592.6	371.5	44.3	37.1	21.6
Rio Blanco Ltda, Exportadora	283.4				115.2	179.2				577.8	722.3	240.9	59.7	83.1	24.7
Trinidad Exports S.A.	242.2			60.9		204.2				509.0	350.2	514.9	53.7	17.5	43.8
Unifrutti Traders Ltda.	155.3			202.8		112.0				473.3	76.3	140.3	41.2	6.6	14.3
Others	4,631.8	577.5	3,250.3	452.0	1,070.2	363.5	184.0	152.9		10,886	12,786	15,183	1,030.8	1,166.2	1,148.0
<b>TOTAL TONS</b>	2008-09	6,242.7	4,505.8	3,703.5	2,409.6	2,373.1	403.8	184.0	152.9	20,291					
<b>TOTAL TONS</b>	2007-08	6,066.5	4,548.5	4,782.7	820.9	1,530.4	346.9	151.2	49.0		18,659				
<b>TOTAL TONS</b>	2006-07	3,790.9	3,962.2	8,085.7	4,647.7	3,382.8	291.1	151.2				25,475			
<b>TOTAL TH.CASES</b>	2008-09	762.7	262.0	192.1	141.2	269.4	42.9	19.2	8.3				1,740.3		
<b>TOTAL TH.CASES</b>	2007-08	737.1	264.5	237.3	48.3	181.3	35.4	16.8	4.9					1,598.6	
<b>TOTAL TH.CASES</b>	2006-07	462.7	230.8	412.7	272.7	438.5	30.9	16.8							2,011.0

## Main Varieties Detail

Season 2008/2009 (Tons)

EXPORTER	LEMON	GRAPE	KIWIS	ORANGE	GRAPE	APPLE	APPLE	APPLE	APPLE	GRAPE	ORANGE	APPLE	ORANGE	APPLE
	GENOVA	R. GLOBE	HAYWARD	LANE LATE	CRIMSON	FUJI	RY. GALA	RICH. D.	RED CHIEF	AUT. RY.	NAVEL LT.	GRANNIES	FUKUMOTO	STARKING
Pronal S.A., Exportadora	2,152.4		111.6	1,150.0							66.4		188.8	
Santa Cruz S.A., Exportadora	1,087.3	17.7	98.4							48.0				
Dole Chile S.A.		312.2				349.6	59.3	19.8		10.6				
Subsole S.A., Exportadora		202.5	552.0			9.3								
Cabifrut S.A.	688.6			73.1										
Rio Blanco Ltda, Exportadora		209.9	179.2			17.7				17.7	115.2			
Trinidad Exports S.A.		148.6	204.2			56.1	18.7	40.4		19.6				
Others	2,262.3	3,880.4	2,187.8	374.9	1,520.6	1,027.3	765.5	722.9	490.9	426.2	288.2	190.3	0.7	176.5

12 th Fl. No 34, Sec 3. Chung Shan N. Rd.  
Taipei 104 R.O.C  
Taiwan

Kingo Fruits Co., Ltd.

Phone: 886 (2) 2598 1308

Fax: 886 (2) 25947199

e-mail: kingo@kingo.com.tw

Contact: Lisa Liu

## Main Species Detail

Season 2008/2009 (Tons)

EXPORTER		APPLE	GRAPE	CHERRY	PLUM	KIWIS	NECTARIN	PLUMCOT	BLUEB	TOTAL TONS			TOTAL TH.CASES		
										2008-09	2007-08	2006-07	2008-09	2007-08	2006-07
										Copefrut S.A.	1,506.4		360.0	330.0	22.4
Unifrutti Traders Ltda.	1,079.8	344.0	174.9							1,598.7	1,941.8	2,105.9	145.5	124.0	137.8
San Clemente S.A., Exp.	1,014.3	93.5	85.1							1,192.9					
Trinidad Exports S.A.	467.4	327.4	15.4		278.2					1,088.3	522.9	44.8	102.2	44.5	4.5
Gonzari S.A., Exportadora	893.8		50.0							943.8	931.1	640.8	54.7	46.7	32.1
Subsole S.A., Exportadora		847.8	45.0							892.8	653.0	591.1	113.5	81.2	72.1
San Fco. Lo Garces, Soc. Ltda.			352.5	20.5	24.0	341.4				738.3	582.3	689.5	114.8	101.3	97.3
AMS Familv S.A., Comercial	628.8		47.3	9.3			11.3	23.7		720.4	1,247.9	1,492.1	59.8	97.7	94.1
Others	2,514.0	2,584.8	202.9	274.0	248.0		21.6	0.2	5,845.5	4,630.9	6,218.8	584.4	453.6	584.7	
<b>TOTAL TONS</b>	2008-09	8,104.5	4,197.6	1,333.1	633.8	572.6	386.0	56.9	26.6	15,311					
<b>TOTAL TONS</b>	2007-08	7,813.8	3,213.5	1,283.1	630.9	298.8	173.5	44.2	23.0		13,483				
<b>TOTAL TONS</b>	2006-07	8,071.4	3,336.5	940.4	734.8	156.5	295.3	1.6				13,571			
<b>TOTAL TH.CASES</b>	2008-09	419.0	551.4	285.8	66.4	64.2	42.7	6.0	16.2				1,451.6		
<b>TOTAL TH.CASES</b>	2007-08	400.3	409.0	257.6	65.4	33.8	19.1	4.8	14.3					1,205.5	
<b>TOTAL TH.CASES</b>	2006-07	430.0	410.1	188.2	80.7	15.7	32.8	1.1							1,163.0

## Main Varieties Detail

Season 2008/2009 (Tons)

EXPORTER	APPLE	GRAPE	APPLE	APPLE	CHERRY	GRAPE	KIWIS	APPLE	PLUM	GRAPE	APPLE	NECTARIN	CHERRY	GRAPE	
	FUJI	R. GLOBE	FUJI RO.	RY. GALA	BING	CRIMSON	HAYWARD	NOT DEF	NOT DEF	AUT. RY.	GRANNIES	ART. SNOW	NOT DEF	NOT DEF	
Copefrut S.A.	267.6		800.2	165.4	222.4		22.4	232.8	330.0		40.4			137.6	
Unifrutti Traders Ltda.	942.9	141.7		136.9	141.4					126.8				15.6	
San Clemente S.A., Exp.	548.2	93.5	71.0	375.3	74.5						19.8				
Trinidad Exports S.A.	281.0	205.0	43.8		13.6	56.1	272.2	122.1		34.3	20.4				
Gonzari S.A., Exportadora	824.5		69.3		40.9										
Subsole S.A., Exportadora		709.2			2.5	10.2				18.7				42.5	109.7
San Fco. Lo Garces, Soc. Ltda.					311.6		24.0		20.5			229.5		16.5	
Others	3,780.8	2,950.3	1,091.5	1,198.1	764.4	613.9	521.8	161.3	20.5	315.4	211.0	229.5	72.6	142.2	

THE OFFICIAL FIGURES

483



# Vanguard Marketing Services LLC

Phone: 86 (21) 5093 9084  
 Fax: 86 (21) 5093 9085  
 e-mail: muzi.liu@vanguardteam.com  
 Contact: Muzi Liu

[www.vanguardteam.com](http://www.vanguardteam.com)

Dragon Pearl Complex, Rm. 1701 No. 2123 Pudong Ave.  
 Pudong New District Shanghai 200135  
 China



VANGUARD INTERNATIONAL

## Main Species Detail

Season 2008/2009 (Tons)

EXPORTER	ORANGE	APPLE	GRAPE	PLUM	LEMON	KIWIS	CHERRY	NECTARIN	TOTAL TONS			TOTAL TH.CASES		
									2008-09	2007-08	2006-07	2008-09	2007-08	2006-07
Propal S.A., Exportadora	2,667.7				788.9				3,598.6	4,181.3	6,166.3	225.8	277.9	430.6
Copefrut S.A.		383.0		712.8			132.4	44.6	1,351.7	2,390.0	3,231.6	129.6	214.9	278.6
San Clemente S.A., Exp.		997.1	206.1				20.0		1,223.3			80.6		
San Clemente Ltda. Agricola		688.2							688.2	1,398.1	1,833.6	37.5	79.6	124.7
Gestión de Export. Frut. S.A.(Gesex)			318.5	129.1				108.0	555.6	851.3	394.5	65.2	102.2	44.8
Soc. Agric. Comercial Ltda. (Agricom)			521.0						521.0	832.4	1,023.5	63.6	101.5	123.3
Cerro Campanario Ltda. Soc. Agric.			306.3						306.3	622.9		37.4	76.0	
APF Export S.A.		303.1							303.1			16.0		
Others	34.7	279.1	964.1	345.9	63.2	282.7	18.7	6.5	2,005.7	3,242.9	3,534.7	210.3	309.0	334.7
<b>TOTAL TONS</b>	2008-09	2,702.4	2,650.6	2,316.0	1,187.8	852.0	282.7	171.1	159.1	10,553				
<b>TOTAL TONS</b>	2007-08	1,365.5	3,303.6	3,566.9	1,105.1	2,741.2	603.9	326.1	158.7		13,519			
<b>TOTAL TONS</b>	2006-07	3,110.7	3,284.2	2,872.3	2,370.3	2,741.8	738.0	163.6	190.8			16,184		
<b>TOTAL TH.CASES</b>	2008-09	156.2	138.5	282.5	124.2	49.5	28.4	34.2	17.5			865.8		
<b>TOTAL TH.CASES</b>	2007-08	79.2	176.2	435.3	112.8	159.4	65.2	65.1	17.6				1,161.1	
<b>TOTAL TH.CASES</b>	2006-07	181.1	167.6	349.8	242.2	159.4	74.7	32.7	21.0					1,336.7

## Main Varieties Detail

Season 2008/2009 (Tons)

EXPORTER	ORANGE	GRAPE	APPLE	APPLE	LEMON	PLUM	GRAPE	KIWIS	ORANGE	ORANGE	GRAPE	AVOCADO	PLUM	APPLE
	LANE LATE	R. GLOBE	FUJI	FUJI RO.	GENOVA	NOT DEF	CRIMSON	HAYWARD	NAVEL LT.	AT. NAVEL	AUT. RY.	HASS	LARRY ANN	RY. GALA
Propal S.A., Exportadora	2,037.7				788.9				266.2	167.3		142.0		
Copefrut S.A.			63.8	255.4		712.8								
San Clemente S.A., Exp.		206.1	701.0	296.1										
San Clemente Ltda. Agricola			255.0	433.2										
Gestión de Export. Frut. S.A.(Gesex)		17.7				22.7	212.3							
Soc. Agric. Comercial Ltda. (Agricom)		286.6					77.6				128.8			
Cerro Campanario Ltda. Soc. Agric.		234.4												
Others	34.7	1,565.6	1,481.0	984.6	63.2	778.6	358.2	282.7			163.7		140.4	120.1

## Dor Lung Co. Ltd.

Phone: 85 (2) 27356788  
 Fax: 85 (2) 27357311  
 e-mail: [dorlung@netvigator.com](mailto:dorlung@netvigator.com)  
 Contact: Mr. K. C. Chan - Jessica Wong

Room 309, Lippo Sun Plaza  
 28 Canton Road, Tsim Sha Tsui, Kowloon  
 Hong Kong



## Main Species Detail

Season 2008/2009 (Tons)

EXPORTER	GRAPE	PLUMCOT	APPLE	NECTARIN	KIWIS	CHERRY	PLUM	MAND.	TOTAL TONS			TOTAL TH.CASES		
									2008-09	2007-08	2006-07	2008-09	2007-08	2006-07
C y D Internacional S.A.		1,172.2	142.1	824.0		45.0	198.2		2,395.3	1,455.8	821.5	268.7	154.7	91.3
Río Blanco Ltda. Exportadora	1,908.2				246.4	117.2			2,271.8	391.0	826.3	280.8	62.0	103.1
Unifrutti Traders Ltda.	1,049.2		673.4	40.3	44.8	172.8		155.2	2,135.7	1,814.7	955.9	223.0	198.7	114.6
Geofrut S.A.	544.7		160.5	59.4	89.5	31.9	47.7		933.7	1,056.7	1,087.0	102.7	113.1	108.3
Contador Frutos S.A.	751.4								751.4	481.1		93.4	59.3	
Gestión de Export. Frut. S.A.(Gesex)	62.0								62.0		21.6	7.6		2.4
Southern Fruit, Exportadora			20.4						20.4			1.1		
<b>TOTAL TONS</b>	2008-09	4,315.7	1,172.2	996.3	923.7	380.7	366.9	245.8	155.2	8,570.4				
<b>TOTAL TONS</b>	2007-08	2,291.8	664.1	804.6	561.9	67.2	402.3	267.3	156.8		5,236.2			
<b>TOTAL TONS</b>	2006-07	1,966.3	336.4	265.7	649.2		101.6	518.6				3,922.2		
<b>TOTAL TH.CASES</b>	2008-09	528.0	130.3	53.6	102.5	38.1	73.4	27.2	15.5			977.2		
<b>TOTAL TH.CASES</b>	2007-08	280.2	73.8	42.2	62.4	6.7	80.5	29.7	15.7				604.6	
<b>TOTAL TH.CASES</b>	2006-07	242.2	37.4	13.5	72.1		20.3	57.4						448.4

## Main Varieties Detail

Season 2008/2009 (Tons)

EXPORTER	GRAPE	PLUMCOT	APPLE	KIWIS	GRAPE	CHERRY	GRAPE	PLUMCOT	GRAPE	NECTARIN	GRAPE	MAND.	GRAPE	NECTARIN
	R. GLOBE	FLV. FALL	RY. GALA	HAYWARD	AUT. RY.	BING	CRIMSON	FLAV. GRA.	THOMPSON	ART. SNOW	REGAL	NOT DEF	NOT DEF	AR. MIST
C y D Internacional S.A.		877.5	82.8			12.1		196.1		110.3				152.1
Río Blanco Ltda. Exportadora	1,523.3			246.4	81.2	117.2	132.4		110.7					
Unifrutti Traders Ltda.	413.2		625.6	44.8	211.1	143.4	39.0		54.5		163.6	155.2	97.7	
Geofrut S.A.	501.9		71.3	89.5		31.9	5.6			57.2			37.2	
Contador Frutos S.A.	686.1						45.5						19.9	
Gestión de Export. Frut. S.A.(Gesex)					17.7				14.8					
Southern Fruit, Exportadora			20.4											

FAR EAST IMPORTERS



[www.pomina.com.tw](http://www.pomina.com.tw)  
11F, No.60, Min-Tu Road  
Pan Chiao City, Taipei  
Taiwan

Pomina Enterprise Co., Ltd.  
Phone: 886 (2) 29642700  
Fax: 886 (2) 29642657  
e-mail: [buyers@pomina.com.tw](mailto:buyers@pomina.com.tw)  
Contact: Ms. Carol Wu

## Main Species Detail

Season 2008/2009 (Tons)

EXPORTER		GRAPE	APPLE	CHERRY	PLUM	NECTARIN	KIWIS	BLUEB	PEACH	TOTAL TONS			TOTAL TH.CASES		
										2008-09	2007-08	2006-07	2008-09	2007-08	2006-07
										2008-09	2007-08	2006-07	2008-09	2007-08	2006-07
David del Curto S.A.		860.3	1,842.5	95.8	261.2	37.8	2.2		0.7	3,100.5	4,035.5	5,297.3	256.6	303.8	424.4
Geofrut S.A.		559.5	246.2	21.3	34.2	8.4				869.5	303.7		90.2	26.1	
Greenvic Comercial S.A.		158.5	189.9		55.2	108.1	96.0			607.7	611.4	480.5	56.6	37.0	31.7
Alouimia Fresh S.A.		403.0	116.9		64.8					584.7	235.6		62.4	27.7	
AMS Family S.A., Comercial			426.7	1.3	18.8					446.8	214.1	306.2	25.8	14.4	18.6
Inver.Agricola Buenos Aires S.A.			400.7							400.7	280.9	80.3	20.6	14.4	4.1
Exser Ltda.		322.6								322.6	53.1		39.3	6.5	
Río Duro S.A.		256.6								256.6			31.3		
Others		1,049.1	203.6	321.9		120.6	134.4	0.7		1,830.4	2,040.4	1,845.6	234.1	240.2	197.5
<b>TOTAL TONS</b>	2008-09	<b>3,609.7</b>	<b>3,426.5</b>	<b>440.3</b>	<b>434.3</b>	<b>274.9</b>	<b>232.6</b>	<b>0.7</b>	<b>0.7</b>	<b>8,419.6</b>					
<b>TOTAL TONS</b>	2007-08	<b>2,050.9</b>	<b>4,266.8</b>	<b>317.9</b>	<b>337.5</b>	<b>169.8</b>	<b>395.3</b>	<b>3.5</b>	<b>11.9</b>	<b>7,774.9</b>					
<b>TOTAL TONS</b>	2006-07	<b>1,656.1</b>	<b>4,418.8</b>	<b>307.2</b>	<b>887.9</b>	<b>154.4</b>	<b>287.4</b>	<b>1.1</b>	<b>11.6</b>		<b>8,009.8</b>				
<b>TOTAL TH.CASES</b>	2008-09	<b>441.3</b>	<b>181.1</b>	<b>92.0</b>	<b>48.0</b>	<b>30.5</b>	<b>23.3</b>	<b>0.5</b>	<b>0.2</b>				<b>816.8</b>		
<b>TOTAL TH.CASES</b>	2007-08	<b>246.8</b>	<b>224.8</b>	<b>65.1</b>	<b>37.1</b>	<b>18.9</b>	<b>50.5</b>	<b>2.3</b>	<b>3.0</b>					<b>670.1</b>	
<b>TOTAL TH.CASES</b>	2006-07	<b>202.2</b>	<b>241.9</b>	<b>61.6</b>	<b>98.0</b>	<b>17.2</b>	<b>32.3</b>	<b>0.7</b>	<b>2.9</b>						<b>676.3</b>

## Main Varieties Detail

Season 2008/2009 (Tons)

EXPORTER	GRAPE	APPLE	APPLE	APPLE	CHERRY	GRAPE	KIWIS	APPLE	PLUM	NECTARIN	PLUM	GRAPE	APPLE	APPLE
	R. GLOBE	FUJI RD.	FUJI	RY. GALA	BING	CRIMSON	HAYWARD	GRANNIES	LARRY ANN/ART. SNOW	BONIE	NOT DEF	NOT DEF	NOT DEF	FUJI PREM.
David del Curto S.A.	841.6	1,221.0	308.6	313.0	54.4				75.6		54.0			
Geofrut S.A.	522.0		150.4	30.9	21.3	18.8		19.2		5.1		18.7	32.7	
Greenvic Comercial S.A.	103.3		131.6				96.0		25.2	69.1				58.3
Alouimia Fresh S.A.	399.3			38.7				39.1			58.3		39.1	
AMS Family S.A., Comercial		231.1	10.7	86.4	1.3			98.4	18.8					
Inver.Agricola Buenos Aires S.A.		40.1	321.1					39.5						
Exser Ltda.	295.7					8.3								
Others	2,218.2	271.3	654.6	318.9	331.7	335.5	230.4	196.2	44.0	116.0	58.3	94.5	71.8	58.3



NO.37 North Zhongshan Road Hami  
Xinjiang, ZIP 839000  
China

Huitong Economic Trade  
Phone: 86 (902) 2232092  
Fax: 86 (902) 2232092  
e-mail: [xjhmht@ec.com.cn](mailto:xjhmht@ec.com.cn)  
Contact: Xu Qihui

## Main Species Detail

Season 2008/2009 (Tons)

EXPORTER		GRAPE	APPLE	PLUM	CHERRY	KIWIS	NECTARIN	TOTAL TONS			TOTAL TH.CASES		
								2008-09	2007-08	2006-07	2008-09	2007-08	2006-07
								2008-09	2007-08	2006-07	2008-09	2007-08	2006-07
Copefrut S.A.			1,021.3	1,104.0	570.0	22.4		2,717.7	2,792.7	89.6	282.6	208.8	9.0
Desarrollo Agrario S.A.		617.0						617.0	810.5		75.2	100.3	
Bauza Export Ltda.		504.6						504.6	187.0		61.5	22.8	
Lo Castillo Exportaciones Ltda.		427.3						427.3	426.9		53.4	52.8	
Terrafrut S.A.		317.8	60.6		44.8			423.3	112.1		46.4	13.6	
Exportadora San Andrés Ltda.			414.9					414.9			21.6		
Carvaial v Salina Ltda., S.A.C.		317.8						317.8	513.0		38.8	62.7	
Green Valley Ltda., Exportadora		280.4						280.4	154.1		34.2	24.2	
Others		1,299.3	458.8	155.2	106.8			2,020.2	2,639.0	1,778.0	223.3	319.4	210.6
<b>TOTAL TONS</b>	2008-09	<b>3,764.3</b>	<b>1,955.7</b>	<b>1,259.2</b>	<b>676.9</b>	<b>67.2</b>		<b>7,723.3</b>					
<b>TOTAL TONS</b>	2007-08	<b>4,056.4</b>	<b>1,881.7</b>	<b>1,135.3</b>	<b>270.4</b>	<b>291.5</b>		<b>7,635.3</b>					
<b>TOTAL TONS</b>	2006-07	<b>1,492.3</b>	<b>60.4</b>	<b>222.7</b>			92.2		<b>1,867.6</b>				
<b>TOTAL TH.CASES</b>	2008-09	<b>461.1</b>	<b>102.4</b>	<b>127.6</b>	<b>139.2</b>	<b>6.7</b>					<b>837.0</b>		
<b>TOTAL TH.CASES</b>	2007-08	<b>509.3</b>	<b>99.0</b>	<b>98.7</b>	<b>54.1</b>	<b>43.5</b>						<b>804.5</b>	
<b>TOTAL TH.CASES</b>	2006-07	<b>182.4</b>	<b>3.2</b>	<b>23.7</b>			10.2						<b>219.5</b>

## Main Varieties Detail

Season 2008/2009 (Tons)

EXPORTER	GRAPE	APPLE	PLUM	APPLE	GRAPE	CHERRY	CHERRY	APPLE	GRAPE	GRAPE	GRAPE	KIWIS	GRAPE	PLUM
	R. GLOBE	RY. GALA	NOT DEF	GRANNIES	CRIMSON	BING	NOT DEF	NOT DEF	NOT DEF	AUT. RY.	THOMPSON	HAYWARD	CALMERIA	BONIE
Copefrut S.A.		637.2	1,104.0	323.5		278.4	291.6	40.4				22.4		
Desarrollo Agrario S.A.	516.9				60.8				37.4		1.9			
Bauza Export Ltda.	504.6													
Lo Castillo Exportaciones Ltda.	392.6								34.7					
Terrafrut S.A.	289.8	60.6			28.0							44.8		
Exportadora San Andrés Ltda.		395.1						19.8						
Carvaial v Salina Ltda., S.A.C.	217.8				100.0									
Others	3,047.8	667.7		104.8	370.2	84.2	17.6	161.9	107.8	75.4	73.7	44.8	55.1	49.7



Fullbloom Int'l Limited  
 Phone: 886 (4) 25230071  
 Fax: 886 (4) 25242146  
 e-mail: richard@fullbloom.com.tw  
 Contact: Richard

[www.fullbloom.com.tw](http://www.fullbloom.com.tw)  
 6F, No. 543, Chung Cheng Road  
 Feng-Yuan, Taichung Hsien  
 Taiwan



### Main Species Detail

Season 2008/2009 (Tons)

EXPORTER		APPLE	GRAPE	NECTARIN	PLUM	CHERRY	PLUMCOT	KIWIS	PEACH	TOTAL TONS			TOTAL TH.CASES			
										2008-09	2007-08	2006-07	2008-09	2007-08	2006-07	
San Fernando S.A.. Frutera (Frusan)		1,949.2				153.3					2,102.5	785.4	893.1	130.6	55.5	59.3
C v D Internacional S.A.		775.6		598.0			68.0		13.8		1,458.1	1,157.9	1,145.9	116.5	82.7	84.1
David del Curto S.A.		689.6	149.6	21.6	41.3	13.6					915.6	844.9		65.3	47.9	
Terrafrut S.A		234.1	430.9	86.4	63.6			42.8			857.9	940.2	748.6	85.4	95.6	59.0
Conefrut S.A.		464.3			240.0	147.9					852.2	783.4	713.1	77.3	54.5	49.7
Frutasol Chile S.A.. Exportadora		452.5									452.5	618.7	806.0	23.4	29.8	41.1
Soc. Agric. Comercial Ltda. (Agricom)		320.0									320.0	560.3	504.7	16.7	29.1	26.3
Gestión de Export. Frut. S.A.(Gesex)			88.6		64.8						153.4	21.6	43.2	18.0	2.4	4.8
Others			302.5	60.5	67.7	24.1					454.8	634.1	615.4	55.7	63.3	69.9
<b>TOTAL TONS</b>	<b>2008-09</b>	<b>4,885.3</b>	<b>971.6</b>	<b>766.5</b>	<b>477.4</b>	<b>338.9</b>	<b>68.0</b>	<b>42.8</b>	<b>13.8</b>		<b>7,566.9</b>					
<b>TOTAL TONS</b>	<b>2007-08</b>	<b>4,582.7</b>	<b>750.5</b>	<b>348.0</b>	<b>310.6</b>	<b>231.0</b>	<b>68.0</b>	<b>38.1</b>	<b>17.2</b>		<b>6,346.4</b>					
<b>TOTAL TONS</b>	<b>2006-07</b>	<b>3,917.8</b>	<b>696.3</b>	<b>351.6</b>	<b>240.7</b>	<b>139.8</b>	<b>66.1</b>	<b>48.0</b>	<b>9.6</b>			<b>5,469.9</b>				
<b>TOTAL TH.CASES</b>	<b>2008-09</b>	<b>251.7</b>	<b>118.5</b>	<b>85.2</b>	<b>50.5</b>	<b>67.8</b>	<b>7.6</b>	<b>4.4</b>	<b>1.7</b>				<b>588.9</b>			
<b>TOTAL TH.CASES</b>	<b>2007-08</b>	<b>236.4</b>	<b>91.5</b>	<b>38.7</b>	<b>33.4</b>	<b>46.8</b>	<b>7.6</b>	<b>3.8</b>	<b>2.5</b>					<b>460.9</b>		
<b>TOTAL TH.CASES</b>	<b>2006-07</b>	<b>202.9</b>	<b>84.9</b>	<b>39.1</b>	<b>26.0</b>	<b>27.9</b>	<b>7.3</b>	<b>4.8</b>	<b>1.2</b>							<b>394.1</b>

### Main Varieties Detail

Season 2008/2009 (Tons)

EXPORTER	APPLE		GRAPE	PLUM	CHERRY	NECTARIN	NECTARIN	NECTARIN	APPLE	CHERRY	NECTARIN	APPLE	NECTARIN	NECTARIN
	FUJI	FUJI RO.												
San Fernando S.A.. Frutera (Frusan)	1,866.2	83.0			153.3									
C v D Internacional S.A.	673.5	102.1				83.3	93.3	89.9				78.0		68.0
David del Curto S.A.	80.3	531.9	132.7	21.6	5.1								77.4	
Terrafrut S.A	234.1		411.3	42.0		21.6								64.5
Conefrut S.A.	81.3	276.6		240.0	69.0				106.4	78.9				
Frutasol Chile S.A.. Exportadora	452.5													
Soc. Agric. Comercial Ltda. (Agricom)	320.0													
Others	1,841.6	910.7	898.7	314.5	95.5	125.1	113.5	110.0	106.4	78.9	78.0	77.4	68.0	64.5

Del Monte Fresh Produce (Korea) Ltd.

Phone: 82 (55) 263 5225  
 Fax: 82 (55) 263 6028  
 e-mail: nhur@freshdelmonte.co.kr  
 Contact: Suk - Ho Kong

[www.freshdelmonte.co.kr](http://www.freshdelmonte.co.kr)

574-2, Gw igok-dong, Changw on-si  
 Kyungsangnam-do, 641-420  
 South Korea



### Main Species Detail

Season 2008/2009 (Tons)

EXPORTER	GRAPE	CHERRY	LEMON	KIWIS	APPLE	PLUM	PEAR	PLUMCOT	TOTAL TONS			TOTAL TH.CASES		
									2008-09	2007-08	2006-07	2008-09	2007-08	2006-07
Del Monte Fresh Produce (Chile) S.A.	5,368.2	965.1	244.8	172.0	169.6	39.6	24.5	19.8	7,003.6	5,872.4	7,016.2	892.5	741.8	810.5
<b>TOTAL TONS</b>	<b>2008-09</b>	<b>5,368.2</b>	<b>965.1</b>	<b>244.8</b>	<b>172.0</b>	<b>169.6</b>	<b>39.6</b>	<b>24.5</b>	<b>7,003.6</b>					
<b>TOTAL TONS</b>	<b>2007-08</b>	<b>4,288.0</b>	<b>809.8</b>	<b>237.5</b>	<b>239.0</b>	<b>242.0</b>	<b>58.6</b>			<b>5,874.8</b>				
<b>TOTAL TONS</b>	<b>2006-07</b>	<b>4,666.3</b>	<b>546.9</b>	<b>439.3</b>	<b>546.4</b>	<b>511.0</b>	<b>64.5</b>	<b>0.1</b>	<b>43.2</b>		<b>7,060.4</b>			
<b>TOTAL TH.CASES</b>	<b>2008-09</b>	<b>649.8</b>	<b>193.0</b>	<b>14.4</b>	<b>17.9</b>	<b>9.4</b>	<b>4.4</b>	<b>2.2</b>				<b>892.5</b>		
<b>TOTAL TH.CASES</b>	<b>2007-08</b>	<b>522.9</b>	<b>162.0</b>	<b>14.0</b>	<b>24.8</b>	<b>12.1</b>	<b>6.5</b>						<b>742.3</b>	
<b>TOTAL TH.CASES</b>	<b>2006-07</b>	<b>569.2</b>	<b>109.4</b>	<b>25.8</b>	<b>55.9</b>	<b>25.3</b>	<b>7.2</b>	<b>0.008</b>	<b>4.8</b>					<b>812.8</b>

### Main Varieties Detail

Season 2008/2009 (Tons)

EXPORTER	GRAPE	CHERRY	GRAPE	GRAPE	LEMON	KIWIS	APPLE	APPLE	GRAPE	APPLE	PEAR	PLUM	PLUM	PLUMCOT
Del Monte Fresh Produce (Chile) S.A.	4,173.4	965.1	817.4	319.9	244.8	172.0	71.9	61.3	43.4	36.4	24.5	19.8	19.8	19.8





Room 803 8/F New Victory Hosheung Wan  
93-103 Wing Lok St.  
Hong Kong

Wellking Trading Ltd.

Phone: (852) 2838 8372

Fax: (852) 2815 7021

## Main Species Detail

Season 2008/2009 (Tons)

EXPORTER	PLUM	GRAPE	CHERRY	APPLE	NECTARIN	KIWIS	BLUEB	PLUMCOT	TOTAL TONS			TOTAL TH.CASES		
									2008-09	2007-08	2006-07	2008-09	2007-08	2006-07
Copefrut S.A.	1,390.8	20.2	721.9	994.5	142.0		24.2	22.4	3,316.1	1,979.8	83.6	339.0	163.9	5.6
Río Blanco Ltda. Exportadora		942.0	93.6			179.2			1,214.9			151.5		
San Fco. Lo Garces. Soc. Ltda.	93.3		275.5		20.5				389.3	574.5		68.7	81.4	
Geofrut S.A.	19.4	188.0	1.8		24.2				233.5	192.4		28.1	24.1	
Exser Ltda.		160.7							160.7	70.8		19.6	8.6	
Surfrut Fresh S.A.			24.4						24.4	27.6		3.1	5.5	
Valle del Maipo Chilean Fruit S.A.			21.9						21.9			4.4		
Dole Chile S.A.		18.7							18.7			2.3		
Others			37.1						37.1	615.1	470.4	7.4	77.2	47.0
<b>TOTAL TONS</b>	<b>2008-09</b>	<b>1,503.6</b>	<b>1,329.6</b>	<b>1,176.3</b>	<b>994.5</b>	<b>186.7</b>	<b>179.2</b>	<b>24.2</b>	<b>22.4</b>	<b>5,416.6</b>				
<b>TOTAL TONS</b>	<b>2007-08</b>	<b>620.0</b>	<b>640.8</b>	<b>836.1</b>	<b>869.9</b>	<b>22.3</b>	<b>471.1</b>				<b>3,460.2</b>			
<b>TOTAL TONS</b>	<b>2006-07</b>				<b>59.6</b>		<b>24.0</b>					<b>554.0</b>		
<b>TOTAL TH.CASES</b>	<b>2008-09</b>	<b>151.6</b>	<b>160.8</b>	<b>206.1</b>	<b>52.3</b>	<b>20.2</b>	<b>17.9</b>	<b>12.9</b>	<b>2.2</b>			<b>624.1</b>		
<b>TOTAL TH.CASES</b>	<b>2007-08</b>	<b>62.2</b>	<b>78.1</b>	<b>125.1</b>	<b>45.7</b>	<b>2.4</b>	<b>47.2</b>						<b>360.8</b>	
<b>TOTAL TH.CASES</b>	<b>2006-07</b>				<b>3.2</b>		<b>2.4</b>							<b>52.6</b>

## Main Varieties Detail

Season 2008/2009 (Tons)

EXPORTER	PLUM	GRAPE	CHERRY	APPLE	CHERRY	APPLE	KIWIS	NECTARIN	GRAPE	PLUM	GRAPE	GRAPE	APPLE	GRAPE
	NOT DEF	R. GLOBE	RING	RY. GALA	NOT DEF	GRANNIES	HAYWARD	NOT DEF	CRIMSON	ANGELINO	THOMPSON	AUT. RY.	NOT DEF	SUGRAONE
Copefrut S.A.	1,390.8		375.1	648.0	346.9	285.9		142.0					40.4	
Río Blanco Ltda. Exportadora		691.6	93.6				179.2		81.4		60.5	48.7		29.5
San Fco. Lo Garces. Soc. Ltda.	8.1		270.6					14.0		85.2				
Geofrut S.A.		188.0	1.8											
Exser Ltda.		149.9							10.7					
Surfrut Fresh S.A.			24.4											
Valle del Maipo Chilean Fruit S.A.			21.9											
Others	8.1	1,029.6	432.7		16.8		179.2	14.0	110.8	85.2	60.5	48.7		29.5



[www.yidu.com.cn](http://www.yidu.com.cn)

Room 1201 A, Gold Name Tower N°68 Renmin Rd.  
Zhongshan District. 116001, Dalian  
China

Dalian Yidu Group Co., Ltd

Phone: 86 (411) 87595788

Fax: 86 (411) 8759 5757

e-mail: [info@yidu.com.cn](mailto:info@yidu.com.cn)

Contact: Gloria Cao

## Main Species Detail

Season 2008/2009 (Tons)

EXPORTER	APPLE	GRAPE	CHERRY	KIWIS	PLUM	MAND.	TOTAL TONS			TOTAL TH.CASES		
							2008-09	2007-08	2006-07	2008-09	2007-08	2006-07
Copefrut S.A.	2,276.1		356.1	178.5	408.0		3,218.7	2,924.0	3,701.0	247.1	285.6	251.4
Unifrutti Traders Ltda.	312.8	398.9	192.0				903.7	500.6	684.3	103.5	69.5	79.1
Contador Frutos S.A.		471.3					471.3	478.3	669.6	58.8	59.3	83.6
Trinidad Exports S.A.				168.1			168.1			16.8		
Soc. Agric. Comercial Ltda. (Aoricom)		112.2					112.2			13.7		
Subsole S.A., Exportadora				72.0			72.0	120.0		7.2	12.0	
Euroamérica S.A., Frutera		56.1					56.1			6.8		
Fruta Austral Exp. Ltda		39.4					39.4			4.8		
Others	19.8	145.5	57.5				222.7	170.1	446.9	30.3	22.3	43.8
<b>TOTAL TONS</b>	<b>2008-09</b>	<b>2,608.7</b>	<b>1,223.4</b>	<b>605.6</b>	<b>418.6</b>	<b>408.0</b>	<b>5,264.2</b>					
<b>TOTAL TONS</b>	<b>2007-08</b>	<b>1,614.8</b>	<b>675.1</b>	<b>1,369.4</b>	<b>168.0</b>	<b>320.9</b>	<b>44.8</b>	<b>4,193.1</b>				
<b>TOTAL TONS</b>	<b>2006-07</b>	<b>2,810.5</b>	<b>1,145.0</b>	<b>1,152.2</b>	<b>93.8</b>	<b>1,337.4</b>			<b>5,501.8</b>			
<b>TOTAL TH.CASES</b>	<b>2008-09</b>	<b>137.4</b>	<b>150.5</b>	<b>117.7</b>	<b>42.6</b>	<b>40.8</b>				<b>489.0</b>		
<b>TOTAL TH.CASES</b>	<b>2007-08</b>	<b>84.8</b>	<b>83.3</b>	<b>227.2</b>	<b>16.8</b>	<b>32.1</b>	<b>4.5</b>				<b>448.6</b>	
<b>TOTAL TH.CASES</b>	<b>2006-07</b>	<b>147.4</b>	<b>141.6</b>	<b>23.0</b>	<b>9.6</b>	<b>136.4</b>						<b>458.0</b>

## Main Varieties Detail

Season 2008/2009 (Tons)

EXPORTER	APPLE	GRAPE	APPLE	PLUM	KIWIS	CHERRY	CHERRY	GRAPE	GRAPE	APPLE	GRAPE	APPLE	CHERRY	
	RY. GALA	R. GLOBE	GRANNIES	NOT DEF	HAYWARD	NOT DEF	BING	AUT. RY.	REGAL	RICH. D.	RED CHIEF	CRIMSON	NOT DEF	BING 44
Copefrut S.A.	1,577.9		464.1	408.0	156.1	319.7	36.4			89.4	72.4		60.6	
Unifrutti Traders Ltda.	312.8	212.5					136.3	93.5	92.9					55.7
Contador Frutos S.A.		422.2											48.4	
Trinidad Exports S.A.				168.1										
Soc. Agric. Comercial Ltda. (Aoricom)		74.8						37.4						
Subsole S.A., Exportadora				72.0										
Euroamérica S.A., Frutera		37.4											18.7	
Others	332.6	931.7			240.1	18.4	175.4	130.9	92.9				67.0	55.7

## Mitsubishi Corporation

Phone: 81 (3) 32102121

Fax: 81 (3) 32108935


e-mail: recruit@org.mitsubishicorp.com

[www.mitsubishi.co.jp](http://www.mitsubishi.co.jp)

3-1, Marunouchi 2-Chome

Chiyoda-Ku, Tokyo 100-8086

Japan



## Main Species Detail

Season 2008/2009 (Tons)

EXPORTER	LEMON	GRAPE	ORANGE	CLEMENT	BLUEB	TOTAL TONS			TOTAL TH.CASES		
						2008-09	2007-08	2006-07	2008-09	2007-08	2006-07
Soc. Agric. Comercial Ltda. (Agricom)	3,259.2	744.0	176.3	35.4		4,214.9	7,071.2	9,143.8	294.0	458.6	597.5
<b>TOTAL TONS</b>	<b>2008-09</b>	<b>3,259.2</b>	<b>744.0</b>	<b>176.3</b>	<b>35.4</b>	<b>4,214.9</b>					
<b>TOTAL TONS</b>	<b>2007-08</b>	<b>6,117.8</b>	<b>673.1</b>	<b>170.1</b>	<b>110.2</b>	<b>0.08</b>	<b>7,071.2</b>				
<b>TOTAL TONS</b>	<b>2006-07</b>	<b>7,233.8</b>	<b>921.4</b>	<b>830.8</b>	<b>157.9</b>			<b>9,143.8</b>			
<b>TOTAL TH.CASES</b>	<b>2008-09</b>	<b>189.4</b>	<b>90.7</b>	<b>10.4</b>	<b>3.5</b>				<b>294.0</b>		
<b>TOTAL TH.CASES</b>	<b>2007-08</b>	<b>355.7</b>	<b>82.1</b>	<b>10.0</b>	<b>10.8</b>	<b>0.01</b>				<b>458.6</b>	
<b>TOTAL TH.CASES</b>	<b>2006-07</b>	<b>420.7</b>	<b>112.4</b>	<b>48.7</b>	<b>15.8</b>						<b>597.5</b>

## Main Varieties Detail

Season 2008/2009 (Tons)

EXPORTER	GENOVA	R. GLOBE	LANE LATE	ORANGE	ORANGE	GRAPE	GRAPE	CLEMENT	GRAPE	GRAPE	ORANGE	BLUEB	LEMON	ORANGE	ORANGE
	NAVEL LT.	CRIMSON	NOT DEF	CLEMENUL	THOMPSON	AUT. RY.	FUKUMOTO	HIGHBUSH	NOT DEF	VALENCIA	NOT DEF				
Soc. Agric. Comercial Ltda. (Agricom)	3,259.2	624.4	117.4	58.9	40.7	35.5	35.4	33.7	9.7						

## Global Trading Co.,Ltd

Phone: 82 (2) 4080193

Fax: 82 (2) 4074275

Contact: Seung Ho Choi

2-18 Cehongkw a bldg.

128-01, Karakdong

South Korea



## Main Species Detail

Season 2008/2009 (Tons)

EXPORTER	GRAPE	KIWIS	ORANGE	LEMON	TOTAL TONS			TOTAL TH.CASES		
					2008-09	2007-08	2006-07	2008-09	2007-08	2006-07
Subsole S.A., Exportadora	1,341.1	238.8	157.3		1,737.2	1,202.6	1,029.0	197.1	137.1	110.3
Río Blanco Ltda. Exportadora	460.5	89.6			550.1	406.0	1,711.4	65.1	44.3	197.9
Frucentro S.A.	423.9				423.9	352.4	52.2	51.7	43.0	6.4
Soc. Agric. Comercial Ltda. (Agricom)	254.5				254.5	162.9	249.5	31.0	19.9	30.4
Gestión de Export. Frut. S.A.(Gesex)	196.1				196.1			24.0		
Canta Rana S.A. Agr. Forest.	177.1				177.1	106.3	53.1	21.6	13.0	6.5
Easter Island S.A	145.4				145.4	141.7	55.1	19.6	17.3	6.7
Euroamérica S.A.. Frutera	129.0				129.0	56.1	17.7	15.7	6.8	2.2
Others	258.1	136.7	24.0		418.8	527.1	913.0	47.0	62.3	105.5
<b>TOTAL TONS</b>	<b>2008-09</b>	<b>3,385.9</b>	<b>465.1</b>	<b>181.3</b>	<b>4,032.2</b>					
<b>TOTAL TONS</b>	<b>2007-08</b>	<b>2,518.6</b>	<b>251.7</b>	<b>184.7</b>		<b>2,955.0</b>				
<b>TOTAL TONS</b>	<b>2006-07</b>	<b>3,205.8</b>	<b>472.9</b>	<b>377.6</b>	<b>24.8</b>		<b>4,081.0</b>			
<b>TOTAL TH.CASES</b>	<b>2008-09</b>	<b>414.6</b>	<b>47.0</b>	<b>11.3</b>				<b>472.9</b>		
<b>TOTAL TH.CASES</b>	<b>2007-08</b>	<b>307.0</b>	<b>25.2</b>	<b>11.5</b>					<b>343.7</b>	
<b>TOTAL TH.CASES</b>	<b>2006-07</b>	<b>391.9</b>	<b>48.0</b>	<b>24.5</b>	<b>1.4</b>					<b>465.8</b>

## Main Varieties Detail

Season 2008/2009 (Tons)

EXPORTER	R. GLOBE	THOMPSON	CRIMSON	KIWIS	ORANGE	GRAPE	GRAPE	GRAPE	ORANGE	GRAPE
	NAVEL LT.	CALMERIA	NOT DEF	FLAME SDL	FUKUMOTO	Q. SDL				
Subsole S.A., Exportadora	771.4	366.8	189.8	238.8	157.3			13.1		
Río Blanco Ltda. Exportadora	460.5			89.6						
Frucentro S.A.	88.6	318.1	17.3							
Soc. Agric. Comercial Ltda. (Agricom)	138.9	33.2	80.6							1.9
Gestión de Export. Frut. S.A.(Gesex)	89.8	17.7					88.6			
Canta Rana S.A. Agr. Forest.	106.3		70.8							
Easter Island S.A						145.4				
Others	940.1	567.3	301.5	226.3	14.4	145.4	88.6		9.6	1.9



Flat D. 19/F, China Weal Center, 414-424 Jaffe Rd.  
Wan Chai  
Hong Kong

Long Oasis Limited  
Phone: (852) 2511 3533

### Main Species Detail

Season 2008/2009 (Tons)

EXPORTER	GRAPE	APPLE	PLUM	CHERRY	KIWIS	NECTARIN	BLUEB	PEACH	TOTAL TONS			TOTAL TH.CASES		
									2008-09	2007-08	2006-07	2008-09	2007-08	2006-07
San Fernando S.A.. Frutera (Frusan)	94.8	625.5	184.3	55.2	42.8				1,002.6	1,274.5	939.5	80.3	81.9	57.6
Alouimia Fresh S.A	288.0	253.2	143.6	19.8	112.0	24.8	4.8	1.5		847.7			86.3	
David del Curto S.A.	260.2	97.8	129.6	24.7		43.2			555.4			61.0		
San Fco. Lo Garces. Soc. Ltda.	37.9		137.2	165.9		63.8			404.8	36.8	35.5	62.1	7.4	4.3
Fruqal S.A., Exportadora		136.9	103.5						240.4	176.1	121.3	18.7	9.3	6.4
Subsole S.A., Exportadora	130.1								130.1	180.6		15.9	20.8	
Frucentro S.A.	88.6								88.6			10.8		
Green Valle Ltd.. Exportadora	74.8								74.8			9.1		
Others	198.9	59.7	21.5	72.6	106.5	21.6			480.8	397.7	227.7	61.0	43.0	19.5
<b>TOTAL TONS</b>	<b>2008-09</b>	<b>1,173.1</b>	<b>1,173.0</b>	<b>719.7</b>	<b>338.3</b>	<b>261.3</b>	<b>153.4</b>	<b>4.8</b>	<b>1.5</b>	<b>3,825.2</b>				
<b>TOTAL TONS</b>	<b>2007-08</b>	<b>348.0</b>	<b>1,403.3</b>	<b>115.2</b>	<b>109.6</b>	<b>89.5</b>				<b>2,065.6</b>				
<b>TOTAL TONS</b>	<b>2006-07</b>	<b>129.0</b>	<b>1,040.5</b>	<b>154.4</b>							<b>1,324.0</b>			
<b>TOTAL TH.CASES</b>	<b>2008-09</b>	<b>143.1</b>	<b>61.7</b>	<b>80.4</b>	<b>69.6</b>	<b>29.7</b>	<b>17.0</b>	<b>3.2</b>	<b>0.4</b>			<b>405.2</b>		
<b>TOTAL TH.CASES</b>	<b>2007-08</b>	<b>42.4</b>	<b>73.8</b>	<b>12.8</b>	<b>21.9</b>	<b>11.4</b>							<b>162.3</b>	
<b>TOTAL TH.CASES</b>	<b>2006-07</b>	<b>15.7</b>	<b>54.9</b>	<b>17.2</b>										<b>87.8</b>

### Main Varieties Detail

Season 2008/2009 (Tons)

EXPORTER	APPLE		GRAPE		CHERRY		KIWIS		GRAPE		APPLE		PLUM		PLUM		NECTARIN		PLUM		PLUM		PLUM		GRAPE	
	RY. GALA	R. GLOBE	BING	HAYWARD	AUT. RV.	GRANNIES	D'AGEN	LARRY ANN	ART. SNOW	LT. CATAL.	PK. DEL.	ANGELONO	NOT DEF	CRIMSON												
San Fernando S.A.. Frutera (Frusan)	547.4	46.3	55.2	42.8	48.4	58.7																				
Alouimia Fresh S.A	194.7	265.3	3.7	112.0		58.5	21.3					21.6	38.9		21.6									21.6		
David del Curto S.A.	97.8	191.9	13.3		28.0							43.2	43.2		35.6										34.6	
San Fco. Lo Garces. Soc. Ltda.			153.4									11.5	43.1		5.1	23.0	74.7								18.8	
Fruqal S.A., Exportadora	99.9						103.5																			
Subsole S.A., Exportadora		130.1																								
Frucentro S.A.		17.7			70.8																					
Others	411.9	795.4	243.0	218.5	98.9	78.2	124.8	54.6	107.9	82.1	5.1	80.3	74.7	72.1												



Sobang Kongje Bldg 5th Fl., 98-3  
Karakbon-Dong, Songpa-ku, Seoul 138-714  
South Korea

Fruteria, Inc.  
Phone: 82 (02) 4035260  
Fax: 82 (2) 4035262  
e-mail: fruteria@hanmail.net  
Contact: Mr. Kim, Won-Jung

### Main Species Detail

Season 2008/2009 (Tons)

EXPORTER	GRAPE	KIWIS	ORANGE	LEMON	TOTAL TONS			TOTAL TH.CASES		
					2008-09	2007-08	2006-07	2008-09	2007-08	2006-07
Subsole S.A., Exportadora	1,005.4	312.0			1,317.4	1,483.6	1,102.8	153.9	176.4	131.1
Santa Cruz S.A., Exportadora	194.8	360.0	146.8		701.7	290.8	48.0	69.3	33.4	4.8
David del Curto S.A.	389.7	48.0			437.7	1,579.1	624.6	52.3	193.4	75.7
Dole Chile S.A.	279.3				279.3	185.0	37.4	34.1	22.6	4.6
Alouimia Fresh S.A	201.8				201.8	226.1		24.6	27.6	
Frutexport S.A.	159.4				159.4	128.7		19.4	15.7	
Agrifrut Comercial Ltda.	111.2				111.2	88.6		13.6	10.8	
Soc. Agric. Comercial Ltda. (Aricom)	110.8				110.8			13.5		
Others	422.7	24.0			446.7	276.9	194.8	54.2	30.6	23.8
<b>TOTAL TONS</b>	<b>2008-09</b>	<b>2,875.1</b>	<b>744.0</b>	<b>146.8</b>	<b>3,765.9</b>					
<b>TOTAL TONS</b>	<b>2007-08</b>	<b>3,841.4</b>	<b>392.6</b>	<b>24.8</b>	<b>4,258.8</b>					
<b>TOTAL TONS</b>	<b>2006-07</b>	<b>1,782.1</b>	<b>225.6</b>			<b>2,007.7</b>				
<b>TOTAL TH.CASES</b>	<b>2008-09</b>	<b>351.0</b>	<b>74.4</b>	<b>9.5</b>				<b>434.9</b>		
<b>TOTAL TH.CASES</b>	<b>2007-08</b>	<b>468.2</b>	<b>40.8</b>	<b>1.4</b>				<b>510.4</b>		
<b>TOTAL TH.CASES</b>	<b>2006-07</b>	<b>217.4</b>	<b>22.6</b>					<b>239.9</b>		

### Main Varieties Detail

Season 2008/2009 (Tons)

EXPORTER	GRAPE		KIWIS		GRAPE		ORANGE		KIWIS		GRAPE		LEMON		GRAPE	
	R. GLOBE	THOMPSON	HAYWARD	CRIMSON	NAVEL LT.	NOT DEF	LANE LATE	NOT DEF	FLAME SDL	GENOVA	BLACK SDL					
Subsole S.A., Exportadora	716.1	207.1	312.0	63.5							18.7					
Santa Cruz S.A., Exportadora	101.0	56.7	312.0	37.2	83.2		63.6	48.0								
David del Curto S.A.	79.7	193.1	48.0	116.9												
Dole Chile S.A.	37.4	190.5		32.7							18.7					
Alouimia Fresh S.A	77.6	70.9		15.9		37.4										
Frutexport S.A.		159.4														
Agrifrut Comercial Ltda.		37.4		56.1		17.7										
Others	432.2	814.3	384.0	530.8	83.2	73.8	63.6	48.0	18.7							



## Woo Lee Fruit & Vegetables Co. Ltd.

Phone: 85 (2) 2547 0088

Fax: 85 (2) 2858 2646

e-mail: w.ingyip@woolee.com.hk

Contact: Wing Yip

Unit 2101, 21/F, Yat Chau Int'l Plaza, 118 Connaught Rd. West

Sheung Wan

Hong Kong



## Main Species Detail

Season 2008/2009 (Tons)

EXPORTER	PLUM	CHERRY	APPLE	GRAPE	PLUMCOT	NECTARIN	PEAR	KIWIS	TOTAL TONS			TOTAL TH.CASES		
									2008-09	2007-08	2006-07	2008-09	2007-08	2006-07
San Fco. Lo Garcas. Soc. Ltda.	473.0	486.3	39.4	93.4	73.4	118.1		47.8	1.331.3	1.006.4	729.7	193.1	161.2	105.0
Copefrut S.A.	384.0	260.5	378.0		47.7			24.0	1.097.0	2.377.2	4.432.4	120.2	206.3	298.2
Atacama Ltda. Fruticola v Export.				336.5					336.5	430.0	168.3	41.0	52.4	20.5
AMS Family S.A.. Comercial	9.9	40.1	245.3		10.8				329.4	284.4		37.4	15.9	
Chilfresh Ltda.. Servicios	115.2	65.9							181.1	298.0	41.4	26.1	45.0	8.3
Lafrut Export. Agropec. Ltda.				18.7			115.2	21.6	155.5	106.5	88.6	10.8	8.4	10.8
Desarrollo Agrario S.A.				74.8					74.8	317.6	588.9	9.1	38.7	73.8
Los Lirios S.A.. Exportadora			71.0						71.0			3.7		
Others				112.2					112.2	1.677.2	3.885.1	13.7	205.9	482.2
<b>TOTAL TONS</b>	2008-09	982.0	852.8	733.6	635.6	131.9	118.1	115.2	93.4	3.688.7				
<b>TOTAL TONS</b>	2007-08	649.2	992.3	1.664.0	2.709.3	24.0	79.5	92.2	283.6		6.497.2			
<b>TOTAL TONS</b>	2006-07	1.176.9	459.8	3.354.5	4.587.1	48.0	61.2		246.2			9.934.4		
<b>TOTAL TH.CASES</b>	2008-09	105.0	174.1	38.3	77.5	14.1	13.7	6.4	9.6				455.2	
<b>TOTAL TH.CASES</b>	2007-08	67.9	200.2	87.1	331.2	2.4	8.7	5.1	29.2					733.9
<b>TOTAL TH.CASES</b>	2006-07	122.8	92.4	176.6	569.8	4.8	6.9		25.3					998.9

## Main Varieties Detail

Season 2008/2009 (Tons)

EXPORTER	CHERRY	PLUM	APPLE	GRAPE	APPLE	GRAPE	GRAPE	PLUM	PEAR	CHERRY	PLUM	PLUMCOT	PLUM	NECTARIN
	BING	NOT DEF.	RY. GALA	R. GLOBE	GRANNIES	AUT. RY.	CRIMSON	D'AGEN	PACKHAMS	NOT DEF.	HP. GIANT	DAP.	DANDY	ANGELENO
San Fco. Lo Garcas. Soc. Ltda.	474.4	252.3		68.2	39.4		25.1				84.7	73.4	70.0	64.8
Copefrut S.A.	187.7	384.0	213.4		164.6					72.8				
Atacama Ltda. Fruticola v Export.				201.9		134.6								
AMS Family S.A.. Comercial	10.1		200.4		44.9					13.7				
Chilfresh Ltda.. Servicios	60.5							115.2						
Lafrut Export. Agropec. Ltda.				18.7					115.2					
Desarrollo Agrario S.A.				29.0			45.8							
Others	258.3	384.0	484.8	260.8	209.5	153.3	90.7	115.2	115.2	86.5				

## Shanghai New Long March Int'l Trade Co., Ltd.

Phone: (86) 52814777

Fax: (86) 52815623

e-mail: miltianlim@sh.163

Contact: Mr Cao Wei

2 Floor (E) No.1209 Meichuan Road

Shanghai 200122

China



## Main Species Detail

Season 2008/2009 (Tons)

EXPORTER	APPLE	GRAPE	CHERRY	PLUM	KIWIS	TOTAL TONS			TOTAL TH.CASES		
						2008-09	2007-08	2006-07	2008-09	2007-08	2006-07
San Clemente S.A.. Exp.	731.2	261.8	49.1			1,042.2					80.0
Copefrut S.A.	226.9		68.2	214.4		509.6	379.0	499.7	47.0	60.2	44.1
Montolin S.A.. Agrícola e Inmobiliaria		327.3				327.3	37.4		39.9	4.6	
David del Curto S.A.	136.9	130.7	20.0	21.6		309.1	19.6		29.5	1.0	
Unifrutti Traders Ltda.	117.3	66.6	58.7			242.6	93.5		30.5	11.8	
Compañía Frutera del Norte S.A (CFN)		224.4				224.4	166.3		27.4	20.3	
Soc. Agric. Comercial Ltda. (Agricom)	81.7	56.1				137.8	18.7		11.1	2.3	
San Fernando S.A.. Frutera (Frusan)	97.8		17.6			115.3	47.4	166.0	8.7	2.5	8.7
Others	118.4	442.7	181.1	21.5		763.6	1.170.6	1.037.1	103.5	132.3	120.5
<b>TOTAL TONS</b>	2008-09	1,510.2	1,509.4	394.7	257.5		3,671.8				
<b>TOTAL TONS</b>	2007-08	467.2	1,034.3	407.0	24.0		1,932.5				
<b>TOTAL TONS</b>	2006-07	490.7	591.8	332.5	287.9			1,702.8			
<b>TOTAL TH.CASES</b>	2008-09	79.1	184.0	88.2	26.2					377.5	
<b>TOTAL TH.CASES</b>	2007-08	24.4	126.1	82.0	2.4						234.9
<b>TOTAL TH.CASES</b>	2006-07	25.8	72.2		35.0	40.4					173.3

## Main Varieties Detail

Season 2008/2009 (Tons)

EXPORTER	APPLE	GRAPE	CHERRY	PLUM	GRAPE	GRAPE	GRAPE	APPLE	CHERRY	PLUM	PLUM	CHERRY	CHERRY	CHERRY
	RY. GALA	R. GLOBE	BING	NOT DEF.	NOT DEF.	AUT. RY.	CRIMSON	GRANNIES	NOT DEF.	LARRY ANN	ANGELENO	BING 44	SANTINA	KORDIA
San Clemente S.A.. Exp.	708.6	205.7	49.1		56.1			22.6						
Copefrut S.A.	166.3		13.0	214.4				60.6	55.2					
Montolin S.A.. Agrícola e Inmobiliaria		268.6			41.3	1.4	15.9							
David del Curto S.A.	136.9	121.3	6.0				9.3			21.6				8.0
Unifrutti Traders Ltda.	117.3	35.4	42.1		15.6	15.6						16.7		
Compañía Frutera del Norte S.A (CFN)		130.9					93.5							
Soc. Agric. Comercial Ltda. (Agricom)	81.7	42.1					14.0							
Others	697.9	921.2	248.1	214.4	95.5	124.5	106.5	81.1	55.2	21.6	21.5	16.7	11.4	8.2

FAR EAST IMPORTERS



Room 2310 Shangjian Building Wenjin  
Luohu, Shenzhen  
China

Shenzhen Xing Long da Import

## Main Species Detail

Season 2008/2009 (Tons)

EXPORTER	GRAPE	APPLE	TONS		TH.CAS	
			2008-09	2008-09	2008-09	2008-09
Copefrut S.A.		1,090.8	1,090.8	57.4		
Contador Frutos S.A.	711.8		711.8	88.2		
Carvaial y Salina Ltda., S.A.C.	429.8		429.8	52.4		
Bauza Export Ltda.	187.0		187.0	22.8		
Desarrollo Agrario S.A.	187.0		187.0	22.8		
Córoora Agrícola S.A.	92.1		92.1	11.2		
Aarífrut Comercial Ltda.	56.1		56.1	6.8		
Others	216.2	43.6	259.8	28.6		
<b>TOTAL TONS</b>	<b>2008-09</b>	<b>1,879.9</b>	<b>1,134.3</b>	<b>3,014.2</b>		
<b>TOTAL TH.CASES</b>	<b>2008-09</b>	<b>230.7</b>	<b>59.7</b>	<b>290.3</b>		

## Main Varieties Detail

Season 2008/2009 (Tons)

EXPORTER	GRAPE		APPLE		CALIFORNIA	THOMPSON	RED CHIEF	NOT DEF
	R. GLOBE	RY. GALA	CRINSON	GRANVIES				
Copefrut S.A.		787.5		283.0			20.2	
Contador Frutos S.A.	639.0		71.6					1.2
Carvaial y Salina Ltda., S.A.C.	123.4		306.4					
Bauza Export Ltda.	168.3							18.7
Desarrollo Agrario S.A.	132.7		54.2					
Córoora Agrícola S.A.					92.1			
Aarífrut Comercial Ltda.	37.4					18.7		
Others	1,262.9	43.6	450.9		92.1	54.1		19.9



1 F. No. 562 Fu Hsing Rd.  
Lukang Tow n, Changhua  
Taiwan

Crown Fruits Enterprise Co.

Phone: 886 (4) 7768519  
Fax: 886 (4) 7780190

## Main Species Detail

Season 2008/2009 (Tons)

EXPORTER	APPLE	GRAPE	NECTARIN	PLUM	KIWIS	CHERRY	PEACH	BLUEB	TOTAL TONS			TOTAL TH.CASES		
									2008-09	2007-08	2006-07	2008-09	2007-08	2006-07
Verfrut S.A., Sociedad Exportadora	1,374.9	310.0		64.8		16.9			1,766.6	647.3		119.4	45.9	
Gestión de Export. Frut. S.A.(Gesex)			86.4	127.9					214.3			23.8		
Southern Fruit, Exportadora	183.9					2.4			186.2	21.6		10.1	2.4	
Rucarav S.A., Exportadora y Servicios	119.3		21.6						140.9	333.5	229.2	9.1	40.4	23.0
Frutamerica S.A., Exp.		125.0							125.0	70.8		15.4	8.6	
Queulat Export S.A.	40.9		43.2						84.1	142.5		6.9	7.6	
Terrafrut S.A.		56.1	21.6						77.7	21.6	262.2	9.2	2.4	30.8
Orion Pacific Internacional, Inc.			69.1						69.1			7.7		
Others			61.6	42.9	48.0	6.4			159.0	1,603.3	2,180.5	17.7	137.6	189.3
<b>TOTAL TONS</b>	<b>2008-09</b>	<b>1,719.0</b>	<b>491.1</b>	<b>303.6</b>	<b>235.6</b>	<b>48.0</b>	<b>25.7</b>		<b>2,822.9</b>					
<b>TOTAL TONS</b>	<b>2007-08</b>	<b>1,788.2</b>	<b>288.5</b>	<b>249.6</b>	<b>202.3</b>		<b>306.3</b>	<b>5.5</b>		<b>2,840.7</b>				
<b>TOTAL TONS</b>	<b>2006-07</b>	<b>1,399.1</b>	<b>339.7</b>	<b>347.7</b>	<b>279.0</b>		<b>256.6</b>	<b>8.8</b>			<b>2,671.9</b>			
<b>TOTAL TH.CASES</b>	<b>2008-09</b>	<b>89.5</b>	<b>60.0</b>	<b>33.7</b>	<b>26.2</b>	<b>4.8</b>	<b>5.1</b>					<b>219.3</b>		
<b>TOTAL TH.CASES</b>	<b>2007-08</b>	<b>95.7</b>	<b>35.2</b>	<b>27.7</b>	<b>21.9</b>		<b>62.9</b>	<b>1.4</b>	<b>0.2</b>				<b>245.0</b>	
<b>TOTAL TH.CASES</b>	<b>2006-07</b>	<b>72.7</b>	<b>41.4</b>	<b>38.5</b>	<b>31.0</b>		<b>52.6</b>	<b>2.2</b>						<b>243.1</b>

## Main Varieties Detail

Season 2008/2009 (Tons)

EXPORTER	APPLE		GRAPE		NECTARIN		GRAPE		PLUM		KIWIS		NECTARIN		CHERRY		NECTARIN	
	FLJI	R. GLOBE	ART. SNOW	AUT. RY.	ANGELENO	B. DIAM.	THOMPSON	HAYWARD	AU. PEARL	CRIMSON	BR. PEARL	NOT DEF	BING	A. SNOW				
Verfrut S.A., Sociedad Exportadora	1,344.2	268.6			64.8		41.3									16.9		
Gestión de Export. Frut. S.A.(Gesex)			21.6			41.5			21.6									
Southern Fruit, Exportadora	183.9															2.4		
Rucarav S.A., Exportadora y Servicios	119.3		21.6															
Frutamerica S.A., Exp.				88.6						36.5								
Queulat Export S.A.	40.9		43.2															
Terrafrut S.A.		37.4	21.6				18.7											
Others	344.1	37.4	108.0	88.6		63.1	18.7	48.0	44.6	36.5	28.2	27.5	8.8	23.0				

## Sunharvest Limited

Phone: (852) 2736 0300  
 Fax: (852) 2375 6688  
 e-mail: sunhar@netvigator.com  
 Contact: Lonas Ng

Room  
 30 Canton Rd., Kow loon  
 Hong Kong



### Main Species Detail

Season 2008/2009 (Tons)

EXPORTER	GRAPE	APPLE	CHERRY	MAND.	PLUM	NECTARIN	BLUEB	PEAR	TOTAL TONS			TOTAL TH.CASES		
									2008-09	2007-08	2006-07	2008-09	2007-08	2006-07
Unifrutti Traders Ltda.	1,084.2	686.3	153.6	155.4		40.3			2,119.9	1,742.0	1,105.9	219.0	196.7	132.3
Dole Chile S.A.	92.9	257.7			100.8				451.4	411.0	151.7	35.9	35.2	14.4
Vital Berry Marketing S.A.			19.2				4.5		23.7	44.6	50.2	6.8	19.3	30.3
Subsole S.A., Exportadora			19.2						19.2			3.8		
<b>TOTAL TONS</b>	<b>2008-09</b>	<b>1,177.1</b>	<b>944.0</b>	<b>192.0</b>	<b>155.4</b>	<b>100.8</b>	<b>40.3</b>	<b>4.5</b>	<b>2,614.1</b>					
<b>TOTAL TONS</b>	<b>2007-08</b>	<b>1,243.5</b>	<b>556.7</b>	<b>177.1</b>	<b>156.8</b>		<b>40.3</b>	<b>23.3</b>		<b>2,197.6</b>				
<b>TOTAL TONS</b>	<b>2006-07</b>	<b>958.8</b>	<b>230.3</b>	<b>74.1</b>		<b>130.4</b>	<b>40.3</b>	<b>43.3</b>			<b>1,647.7</b>			
<b>TOTAL TH.CASES</b>	<b>2008-09</b>	<b>143.5</b>	<b>49.4</b>	<b>38.4</b>	<b>15.5</b>	<b>11.2</b>	<b>4.5</b>	<b>3.0</b>				<b>265.5</b>		
<b>TOTAL TH.CASES</b>	<b>2007-08</b>	<b>151.6</b>	<b>28.8</b>	<b>35.4</b>	<b>15.7</b>			<b>18.4</b>	<b>1.3</b>				<b>251.2</b>	
<b>TOTAL TH.CASES</b>	<b>2006-07</b>	<b>116.9</b>	<b>11.9</b>	<b>14.8</b>		<b>14.2</b>	<b>4.5</b>	<b>28.9</b>	<b>2.6</b>					<b>201.0</b>

### Main Varieties Detail


Season 2008/2009 (Tons)

EXPORTER	APPLE	GRAPE	GRAPE	GRAPE	MAND.	CHERRY	GRAPE	APPLE	PLUM	GRAPE	GRAPE	CHERRY	PLUM	NECTARIN
	RY. GALA	R. GLOBE	AUT. RY.	REGAL	NOT DEF	BING	SUGRATH	NOT DEF	LARRY ANN	THOMPSON	CRIMSON	BING 44	ANGELINO	VENUS
Unifrutti Traders Ltda.	625.6	455.6	232.9	202.5	155.4	111.5	77.9	41.2		53.7	39.0	42.1		40.3
Dole Chile S.A.	237.1	74.7	8.9					20.6	60.5		9.3		40.3	
Vital Berry Marketing S.A.						0.005								
Subsole S.A., Exportadora						19.2								

## KPC Inc.

Phone: 82 (2) 20433491  
 Fax: 82 (2) 20433492  
 e-mail: kpcfruit@hanmail.net  
 Contact: Youngsu Hong

1806 Jeil Officetel 99 -3. Karak- dong  
 Songpa - gu, Seoul  
 South Korea



### Main Species Detail

Season 2008/2009 (Tons)

EXPORTER	GRAPE	KIWIS	ORANGE	TOTAL TONS			TOTAL TH.CASES		
				2008-09	2007-08	2006-07	2008-09	2007-08	2006-07
Contador Frutos S.A.	949.8			949.8	677.4	901.9	116.5	84.0	111.7
Proexport Ltda. Exportadora	635.7			635.7	671.4	215.0	77.5	84.9	26.2
Córpore Agrícola S.A.	424.9			424.9	535.2	234.4	51.8	65.7	29.7
Chilifresh Ltda., Servicios		196.0		196.0	80.0	218.2	19.6	8.2	22.5
Carvaial v Salina Ltda., S.A.C.	130.9			130.9			16.0		
Frujal S.A., Exportadora		89.6		89.6	44.8		9.0	4.5	
Quintav S.A., Exportadora	54.1			54.1	54.1		6.6	6.6	
Others	127.9			127.9	197.5	799.6	15.6	21.5	89.8
<b>TOTAL TONS</b>	<b>2008-09</b>	<b>2,323.3</b>	<b>285.6</b>	<b>2,608.9</b>					
<b>TOTAL TONS</b>	<b>2007-08</b>	<b>2,077.2</b>	<b>158.4</b>	<b>2,260.4</b>					
<b>TOTAL TONS</b>	<b>2006-07</b>	<b>1,796.1</b>	<b>573.0</b>			<b>2,369.2</b>			
<b>TOTAL TH.CASES</b>	<b>2008-09</b>	<b>284.0</b>	<b>28.6</b>				<b>312.6</b>		
<b>TOTAL TH.CASES</b>	<b>2007-08</b>	<b>258.1</b>	<b>15.8</b>	<b>1.4</b>				<b>275.4</b>	
<b>TOTAL TH.CASES</b>	<b>2006-07</b>	<b>222.6</b>	<b>57.3</b>						<b>279.9</b>

### Main Varieties Detail

Season 2008/2009 (Tons)

EXPORTER	GRAPE	GRAPE	KIWIS	GRAPE	GRAPE	GRAPE	GRAPE
	CRIMSON	R. GLOBE	HAYWARD	THOMPSON	CALMERIA	NOT DEF	SUGRANE
Contador Frutos S.A.	878.8	52.8					18.2
Proexport Ltda. Exportadora	493.6	67.3				74.8	
Córpore Agrícola S.A.		229.0		102.7	93.3		
Chilifresh Ltda., Servicios			196.0				
Carvaial v Salina Ltda., S.A.C.	112.2	18.7					
Frujal S.A., Exportadora			89.6				
Quintav S.A., Exportadora				54.1			
Others	622.5	426.2	285.6	156.8	93.3	74.8	



Guanzhou City Aoben Trading Co.  
China

## Main Species Detail

Season 2008/2009 (Tons)

EXPORTER	GRAPE	PLUM	APPLE	CHERRY	NECTARIN	TOTAL TONS			TOTAL TH.CASES		
						2008-09	2007-08	2006-07	2008-09	2007-08	2006-07
Copefrut S.A.		504.0	334.7	184.0		1,022.7	179.2	109.6			17.9
Contador Frutos S.A.	614.8					614.8	55.9	760.0	75.9	6.8	95.5
Carvaial v Salina Ltda.. S.A.C.	242.9					242.9		17.2	29.6		2.1
Bauza Export Ltda.	168.3					168.3		18.7	20.5		2.3
Cerro Campanario Ltda. Soc. Agríc.	107.3					107.3		17.7	13.1		2.2
Desarrollo Agrario S.A.	93.5					93.5			11.4		
Santa Elena S.A., Exportadora	68.2					68.2			8.3		
Aorifrut Comercial Ltda.	56.1					56.1			6.8		
Others	74.8		24.3			99.1	20.7	551.6	10.4	2.5	53.4
<b>TOTAL TONS</b>	<b>2008-09</b>	<b>1,425.9</b>	<b>504.0</b>	<b>359.0</b>	<b>184.0</b>	<b>2,472.9</b>					
<b>TOTAL TONS</b>	<b>2007-08</b>	<b>76.5</b>					<b>76.5</b>				
<b>TOTAL TONS</b>	<b>2006-07</b>	<b>986.8</b>	<b>371.7</b>	<b>165.0</b>				<b>1,544.3</b>			
<b>TOTAL TH.CASES</b>	<b>2008-09</b>	<b>174.8</b>	<b>50.4</b>	<b>18.9</b>	<b>41.6</b>				<b>285.7</b>		
<b>TOTAL TH.CASES</b>	<b>2007-08</b>	<b>9.4</b>								<b>9.4</b>	
<b>TOTAL TH.CASES</b>	<b>2006-07</b>	<b>123.2</b>	<b>39.3</b>	<b>8.5</b>		<b>2.3</b>					<b>173.3</b>

## Main Varieties Detail

Season 2008/2009 (Tons)

EXPORTER	GRAPE	PLUM	GRAPE	APPLE	APPLE	CHERRY	CHERRY	GRAPE	GRAPE
	R. GLOBE	NOT DEF	CRIMSON	RY. GALA	GRANNIES	BING	NOT DEF	THOMPSON	NOT DEF
Copefrut S.A.		504.0		213.4	121.3	110.4	73.6		
Contador Frutos S.A.	527.9		86.9						
Carvaial v Salina Ltda.. S.A.C.	110.2		132.7						
Bauza Export Ltda.	168.3								
Cerro Campanario Ltda. Soc. Agríc.	53.9							53.4	
Desarrollo Agrario S.A.	74.8							18.7	
Santa Elena S.A., Exportadora	50.7								17.5
Others	1,098.0		238.3	24.3				72.1	17.5



B Rm., 9F, No.58, Ming Shan E Rd., Sec.1  
Taipei  
Taiwan

Royal Island Co., Ltd.

Phone: 886 (2) 25222155  
Fax: 886 (2) 25368795  
e-mail: rijc@ms23.hinet.net  
Contact: Ms. Tsai

## Main Species Detail

Season 2008/2009 (Tons)

EXPORTER	APPLE	NECTARIN	CHERRY	GRAPE	PLUM	TOTAL TONS			TOTAL TH.CASES		
						2008-09	2007-08	2006-07	2008-09	2007-08	2006-07
Exportadora San Andrés Ltda.	1,404.8		16.0			1,420.8	1,008.9		73.8	49.6	
San Fco. Lo Garces. Soc. Ltda.		262.4	145.4	18.5	5.7	431.9	270.2	3.4	61.1	41.4	0.7
Lafrut Export. Agropec. Ltda.	195.5			112.2		307.7			24.0		
Fruqal S.A., Exportadora			5.5		40.3	45.8	43.2		5.6	4.8	
Chilefarms S.A.				39.4		39.4			4.8		
Los Lirios S.A., Exportadora			34.0			34.0	58.4	100.2	6.8	11.7	5.1
Orion Pacific Internacional, Inc.		21.8				21.8			2.6		
Compañía Frutera del Norte S.A (CFN)				18.7		18.7	18.7		2.3	2.3	
Others			18.4	17.8		36.2	506.6	1,073.2	5.9	48.4	93.0
<b>TOTAL TONS</b>	<b>2008-09</b>	<b>1,600.3</b>	<b>284.2</b>	<b>219.3</b>	<b>206.5</b>	<b>46.0</b>	<b>2,356.3</b>				
<b>TOTAL TONS</b>	<b>2007-08</b>	<b>1,308.8</b>	<b>181.0</b>	<b>269.3</b>	<b>91.9</b>	<b>55.1</b>	<b>1,906.0</b>				
<b>TOTAL TONS</b>	<b>2006-07</b>	<b>780.2</b>		<b>125.4</b>	<b>271.1</b>			<b>1,176.7</b>			
<b>TOTAL TH.CASES</b>	<b>2008-09</b>	<b>80.9</b>	<b>31.7</b>	<b>43.9</b>	<b>25.2</b>	<b>5.1</b>			<b>186.8</b>		
<b>TOTAL TH.CASES</b>	<b>2007-08</b>	<b>65.2</b>	<b>20.1</b>	<b>55.5</b>	<b>11.2</b>	<b>6.1</b>				<b>158.2</b>	
<b>TOTAL TH.CASES</b>	<b>2006-07</b>	<b>40.6</b>		<b>25.1</b>	<b>33.1</b>						<b>98.8</b>

## Main Varieties Detail

Season 2008/2009 (Tons)

EXPORTER	APPLE	CHERRY	GRAPE	NECTARIN	NECTARIN	PLUM	NECTARIN	GRAPE	NECTARIN	NECTARIN	PLUM	PLUM	CHERRY	PLUM
	FLJI	BING	R. GLOBE	ART. SNOW	NOT DEF	D'AGEN	AU. PEARL	AUT. RY.	SNOW DIAM	BR. PEARL	LARRY ANN	AUT. FRIDE	RAINIER	NOT DEF
Exportadora San Andrés Ltda.	1,404.8	16.0												
San Fco. Lo Garces. Soc. Ltda.		143.9	18.5	175.4	39.3		35.2		8.6	3.9	3.4	2.3	1.5	0.04
Lafrut Export. Agropec. Ltda.	195.5		112.2											
Fruqal S.A., Exportadora		5.5				40.3								
Chilefarms S.A.			28.5					10.8						
Los Lirios S.A., Exportadora		34.0												
Orion Pacific Internacional, Inc.					21.8									
Others	195.5	201.8	177.9	175.4	61.1	40.3	35.2	28.6	8.6	3.9	3.4	2.3	1.5	0.04

THE OFFICIAL FIGURES

493

## Pacific Rim International Brokerage Inc.

Phone: 82 (2) 400 8147  
 Fax: 82 (2) 400 8149  
 e-mail: prib@prib.co.kr  
 Contact: Danny Lee

[www.prib.co.kr](http://www.prib.co.kr)

Cheongkw a BLDG 3F 98-1, 600, Garak-dong  
 138-701 Songpa-gu, Seoul  
 South Korea



### Main Species Detail

Season 2008/2009 (Tons)

EXPORTER	GRAPE	ORANGE	LEMON	KIWIS	RASPB	TOTAL TONS			TOTAL TH.CASES		
						2008-09	2007-08	2006-07	2008-09	2007-08	2006-07
Subsole S.A., Exportadora	1.159.0	66.4		24.2		1.249.6	674.8	35.4	147.9	81.2	4.3
Soc. Agric. Comercial Ltda. (Agricom)	18.7	167.6	154.8			341.1	283.0	49.4	21.9	19.0	2.9
Santa Cruz S.A., Exportadora		134.0		48.0		182.0	17.7		13.2	2.2	
Gestión de Export. Frut. S.A.(Gesex)	135.0					135.0	35.4		16.5	4.3	
Río Blanco Ltda, Exportadora	106.3					106.3	181.1		13.0	21.7	
Frucentro S.A.	88.6					88.6			10.8		
San Fco. Lo Garces, Soc. Ltda.	75.8					75.8			9.2		
Santa Maria S.A., Compañía Frutera	57.9					57.9			7.1		
Others	72.8		24.8	22.4		120.0	887.5	662.7	12.6	105.8	67.9
<b>TOTAL TONS</b>	<b>2008-09</b>	<b>1,713.9</b>	<b>368.1</b>	<b>179.6</b>	<b>94.6</b>	<b>2,356.1</b>					
<b>TOTAL TONS</b>	<b>2007-08</b>	<b>1,650.4</b>	<b>179.9</b>	<b>65.6</b>	<b>183.6</b>		<b>2,079.5</b>				
<b>TOTAL TONS</b>	<b>2006-07</b>	<b>336.5</b>	<b>170.8</b>		<b>240.0</b>	<b>0.2</b>		<b>747.5</b>			
<b>TOTAL TH.CASES</b>	<b>2008-09</b>	<b>209.0</b>	<b>23.1</b>	<b>10.4</b>	<b>9.5</b>				<b>252.0</b>		
<b>TOTAL TH.CASES</b>	<b>2007-08</b>	<b>201.3</b>	<b>10.6</b>	<b>3.8</b>	<b>18.4</b>					<b>234.1</b>	
<b>TOTAL TH.CASES</b>	<b>2006-07</b>	<b>41.0</b>	<b>9.9</b>		<b>24.0</b>	<b>0.1</b>					<b>75.1</b>

### Main Varieties Detail

Season 2008/2009 (Tons)

EXPORTER	GRAPE	GRAPE	GRAPE	ORANGE	LEMON	KIWIS	ORANGE	ORANGE	GRAPE	LEMON	KIWIS	GRAPE	GRAPE	ORANGE
	R. GLOBE	CRIMSON	THOMPSON	NAVEL LT.	GENOVA	HAYWARD	LANE LATE	FUKUMOTO	T.SOL	EUREKA	NOT DEF	NOT DEF	SUGARONE	NEW HALL
Subsole S.A., Exportadora	513.9	310.8	334.2	66.4		24.0								0.2
Soc. Agric. Comercial Ltda. (Agricom)	9.3		9.3	27.8	154.8		79.1	60.7						
Santa Cruz S.A., Exportadora				134.0		48.0								
Gestión de Export. Frut. S.A.(Gesex)	48.4	51.1	35.4											
Río Blanco Ltda, Exportadora	58.5		12.4						35.4					
Frucentro S.A.	35.4	53.1												
San Fco. Lo Garces, Soc. Ltda.		54.3	21.5											
Others	218.6	176.3	124.7	161.8	154.8	70.4	79.1	60.7	35.4	24.8				

### Mekan International, Inc.

Phone: 886 (7) 3119237  
 Fax: 886 (7) 3119263  
 Contact: J.I.Wang

4F.NO.23.Wen Shien Road, Kang Shan Chen  
 Kaohsiung Hsien  
 Taiwan



### Main Species Detail

Season 2008/2009 (Tons)

EXPORTER	APPLE	GRAPE	PLUM	NECTARIN	CHERRY	PEACH	TOTAL TONS			TOTAL TH.CASES		
							2008-09	2007-08	2006-07	2008-09	2007-08	2006-07
David del Curto S.A.	929.6	149.7	106.3		76.0		1,261.6	1,313.9	673.3	94.9	78.6	48.9
Fruaal S.A., Exportadora	220.7		40.3				261.1			15.8		
Exportadora San Andrés Ltda.	221.7						221.7			10.8		
Cofefrut S.A.	212.8						212.8			10.6		
Agrícola Los Mavos Ltda.			21.6	65.8			87.4			9.7		
Lafrut Export. Agropec. Ltda.		75.4					75.4			9.2		
Novafrix S.A.				46.1			46.1			5.1		
Atlas S.A., Exportadora	42.6						42.6			2.1		
Others			21.6	20.0			41.6	134.6	82.7	4.6	19.3	16.5
<b>TOTAL TONS</b>	<b>2008-09</b>	<b>1,627.4</b>	<b>225.1</b>	<b>189.8</b>	<b>131.9</b>	<b>76.0</b>	<b>2,250.3</b>					
<b>TOTAL TONS</b>	<b>2007-08</b>	<b>1,242.2</b>	<b>74.8</b>		<b>41.8</b>	<b>88.9</b>	<b>0.8</b>	<b>1,448.4</b>				
<b>TOTAL TONS</b>	<b>2006-07</b>	<b>563.0</b>	<b>18.7</b>	<b>21.6</b>	<b>21.6</b>	<b>131.2</b>			<b>756.1</b>			
<b>TOTAL TH.CASES</b>	<b>2008-09</b>	<b>84.4</b>	<b>27.5</b>	<b>21.3</b>	<b>14.7</b>	<b>15.2</b>				<b>162.9</b>		
<b>TOTAL TH.CASES</b>	<b>2007-08</b>	<b>66.5</b>	<b>9.1</b>		<b>4.6</b>	<b>17.4</b>	<b>0.2</b>				<b>97.8</b>	
<b>TOTAL TH.CASES</b>	<b>2006-07</b>	<b>32.1</b>	<b>2.3</b>	<b>2.4</b>	<b>2.4</b>	<b>26.2</b>						<b>65.5</b>

### Main Varieties Detail

Season 2008/2009 (Tons)

EXPORTER	APPLE	APPLE	GRAPE	NECTARIN	APPLE	APPLE	CHERRY	PLUM	PLUM	GRAPE	APPLE	NECTARIN	PLUM	PLUM
	FUJI RD.	FUJI	R. GLOBE	ART. SNOW	NOT DEF	RY. GALA	BING	FORTUNE	D'AGEN	AUT. RY.	SUN FUJI	RED SUN	NOT DEF	ANGELENO
David del Curto S.A.	730.5	140.5	114.1			58.7	45.1	21.6		35.5				21.6
Fruaal S.A., Exportadora	96.5	17.2			82.9				40.3		24.2			
Exportadora San Andrés Ltda.		221.7												
Cofefrut S.A.	21.3	170.2			21.3									
Agrícola Los Mavos Ltda.				42.1								23.7	21.6	
Lafrut Export. Agropec. Ltda.			75.4											
Novafrix S.A.				46.1										
Others	117.8	451.7	75.4	108.2	104.1			21.6	40.3		24.2	23.7	21.6	





Hong Tai Bldg.  
Tai Kok Tsui  
Hong Kong

Easy Full Resources Ltd.  
Phone: 852 23947676

### Main Species Detail

Season 2008/2009 (Tons)

EXPORTER	APPLE	GRAPE	KIWIS	PLUM	CHERRY	TOTAL TONS		TOTAL TH.CASES	
						2008-09	2007-08	2008-09	2007-08
Dole Chile S.A.	812.7	549.6	358.4	221.8	38.4	1,980.9	412.0	177.4	41.4
Quintav S.A., Exportadora		185.9				185.9		22.7	
TOTAL TONS	2008-09	812.7	735.5	358.4	221.8	38.4	2,166.7		
TOTAL TONS	2007-08	102.9	241.9	67.2			412.0		
TOTAL TH.CASES	2008-09	42.3	89.5	35.8	24.6	7.7		200.0	
TOTAL TH.CASES	2007-08	5.1	29.5	6.7					41.4

### Main Varieties Detail

Season 2008/2009 (Tons)

EXPORTER	APPLE	GRAPE	KIWIS	GRAPE	PLUM	PLUM	GRAPE	APPLE	GRAPE	CHERRY	GRAPE	KIWIS
	RY. GALA	R. GLOBE	HAYWARD	CRIMSON	LARRY ANN	ANGELENO	MN. BEAUTY	GRANNIES	NOT DEF	BING	AUT. RY.	NOT DEF
Dole Chile S.A.	753.5	317.8	358.4	133.4	121.0	100.8	70.8	59.3	18.7	38.4	8.9	
Quintav S.A., Exportadora		149.6							36.3			



<http://unifrutti.in/contactus.html>

Unitech Trade Centre Sector-43  
Gurgaon-122001  
India

Unifrutti India Pvt Ltd.

Phone: 91 (124) 4392800  
Fax: 91 (124) 4392888  
e-mail: info@unifrutti.in

### Main Species Detail

Season 2008/2009 (Tons)

EXPORTER	APPLE	GRAPE	PEAR	PLUM	KIWIS	TOTAL TONS		TOTAL TH.CASES	
						2008-09	2007-08	2008-09	2007-08
Unifrutti Traders Ltda.	1,711.2	88.6	88.2	46.4		1,934.3	3,358.6	109.5	183.7
TOTAL TONS	2008-09	1,711.2	88.6	88.2	46.4	1,934.3			
TOTAL TONS	2007-08	3,305.1	17.7		35.8		3,358.6		
TOTAL TH.CASES	2008-09	85.2	10.8	8.8	4.6			109.5	
TOTAL TH.CASES	2007-08	170.3	2.2		11.2				183.7

### Main Varieties Detail

Season 2008/2009 (Tons)

EXPORTER	APPLE	APPLE	APPLE	GRAPE	PLUM	APPLE	PEAR	PEAR	PEAR	APPLE	KIWIS
	RED CHIEF	RICH. D.	RY. GALA	R. GLOBE	ANGELENO	GRANNIES	NOT DEF	D'ANJOU	PACKHAMS	PINK L.	HAYWARD
Unifrutti Traders Ltda.	917.0	557.6	192.1	88.6	46.4	44.4	44.1	22.1	22.1		

### Jane Bros Enterprise Co., Ltd.

Phone: 886 (2) 29642700

Fax: 886 (2) 29642657

e-mail: carol\_wu@pomina.com.tw

Contact: Carol Wu

11 th Floor, N° 60, Min Tzu Rd.

Pan-chiao City. Taipei Hsien

Taiwan



### Main Species Detail

Season 2008/2009 (Tons)

EXPORTER	APPLE	GRAPE	NECTARIN	CHERRY	KIWIS	PLUM	TOTAL TONS			TOTAL TH.CASES		
							2008-09	2007-08	2006-07	2008-09	2007-08	2006-07
Dole Chile S.A.	830.2	112.2					942.4	1.501.7	1.074.1	56.9	75.6	57.1
Alouimia Fresh S.A	159.5	168.3					327.8			28.8		
Maona Tradino S.A.. Exoortadora	165.7	17.7					183.4			10.7		
San Esteban Ltda.. Exp.	143.0						143.0			7.4		
Rucarav S.A.. Exoortadora v Servicios	38.9		21.6				60.5	73.0	62.9	4.7	13.0	6.5
Scramble Ltda.. Ases. e Inv.		35.4					35.4			4.3		
Atlas S.A.. Exoortadora	21.3						21.3			1.1		
Surfrut Fresh S.A.		20.7					20.7	21.1	19.2	2.5	4.2	3.8
Others		37.4	20.2	3.2			60.8	994.0	1.184.7	7.4	113.6	126.6
<b>TOTAL TONS</b>	<b>2008-09</b>	<b>1,358.6</b>	<b>391.6</b>	<b>41.8</b>	<b>3.2</b>		<b>1,795.2</b>					
<b>TOTAL TONS</b>	<b>2007-08</b>	<b>1,982.4</b>	<b>94.5</b>	<b>86.2</b>	<b>382.5</b>	<b>44.2</b>		<b>2,589.8</b>				
<b>TOTAL TONS</b>	<b>2006-07</b>	<b>1,582.9</b>	<b>50.5</b>	<b>188.8</b>	<b>299.1</b>	<b>89.4</b>	<b>130.2</b>		<b>2,340.9</b>			
<b>TOTAL TH.CASES</b>	<b>2008-09</b>	<b>70.8</b>	<b>47.8</b>	<b>4.6</b>	<b>0.6</b>					<b>123.8</b>		
<b>TOTAL TH.CASES</b>	<b>2007-08</b>	<b>100.6</b>	<b>11.5</b>	<b>9.6</b>	<b>78.4</b>	<b>6.3</b>					<b>206.4</b>	
<b>TOTAL TH.CASES</b>	<b>2006-07</b>	<b>83.6</b>	<b>6.2</b>	<b>21.0</b>	<b>60.0</b>	<b>8.9</b>	<b>14.5</b>					<b>194.1</b>

### Main Varieties Detail

Season 2008/2009 (Tons)

EXPORTER	APPLE	GRAPE	GRAPE	APPLE	NECTARIN	APPLE	GRAPE	GRAPE	CHERRY
	FUJI	R. GLOBE	AUT. RY.	FUJI RO.	ART. SNOW	NOT DEF.	CRIMSON	NOT DEF.	BING
Dole Chile S.A.	810.0	112.2				20.2			
Alouimia Fresh S.A	99.3	74.8	93.5	60.2					
Maona Tradino S.A.. Exoortadora	165.7		17.7						
San Esteban Ltda.. Exp.	143.0								
Rucarav S.A.. Exoortadora v Servicios	38.9			21.6					
Scramble Ltda.. Ases. e Inv.		35.4							
Atlas S.A.. Exoortadora	21.3								
Others	468.2	130.9	111.2	60.2	41.8		18.7	18.7	3.2

### Demeter Fruit King Hk Ltd.

Phone: 852 (2) 23709539

Fax: 852 (2) 23709569

e-mail: nelse@demeter99.com.tw

Contact: Nelse

13 F.No. 1701, Sec.1, Zhonghua Dist.

Taipei City 108

Taiwan



### Main Species Detail

Season 2008/2009 (Tons)

EXPORTER	APPLE	GRAPE	CHERRY	PLUM	KIWIS	NECTARIN	PGRANAT.	BLUEB	TOTAL TONS			TOTAL TH.CASES		
									2008-09	2007-08	2006-07	2008-09	2007-08	2006-07
San Fernando S.A., Frutera (Frusan)	363.9	18.7	69.0						451.6	0.6		35.0	0.1	
San Luis de Yáquil S. A.(Johnsonfruit)		187.0	14.9						201.9			25.8		
Fresh Exoort Ltda.		10.0	23.6						175.5			21.7		
Aaricola Los Mavos Ltda.				96.1		45.7			132.0	64.8	21.6	14.7	7.2	
Dosal Hnos. v Cia. Ltda.	117.3								117.3			6.2		
Aconcaqua Ltda. Exp. (Aconex)				24.0		80.6			104.6			11.4		
Vap Exoort Chile Ltda			69.9						69.9			14.5		
Exoortadora Panaaro S.A.			65.2						65.2			13.0		
Others	20.2	165.7	29.2	20.2	191.9		12.4	3.4	443.0	196.6	344.8	53.9	23.1	
<b>TOTAL TONS</b>	<b>2008-09</b>	<b>501.4</b>	<b>381.3</b>	<b>271.9</b>	<b>232.6</b>	<b>191.9</b>	<b>166.0</b>	<b>12.4</b>	<b>3.4</b>	<b>1,761.0</b>				
<b>TOTAL TONS</b>	<b>2007-08</b>		<b>18.7</b>	<b>19.1</b>	<b>153.6</b>	<b>67.2</b>	<b>0.8</b>				<b>262.0</b>			
<b>TOTAL TONS</b>	<b>2006-07</b>	<b>103.6</b>	<b>37.4</b>	<b>24.3</b>	<b>141.1</b>	<b>44.8</b>	<b>11.5</b>					<b>366.4</b>		
<b>TOTAL TH.CASES</b>	<b>2008-09</b>	<b>26.1</b>	<b>46.5</b>	<b>54.9</b>	<b>25.6</b>	<b>19.2</b>	<b>18.4</b>	<b>3.1</b>	<b>2.3</b>			<b>196.1</b>		
<b>TOTAL TH.CASES</b>	<b>2007-08</b>		<b>2.3</b>	<b>3.8</b>	<b>16.8</b>	<b>6.7</b>	<b>0.1</b>						<b>30.4</b>	
<b>TOTAL TH.CASES</b>	<b>2006-07</b>	<b>5.3</b>	<b>4.6</b>	<b>4.8</b>	<b>15.7</b>	<b>4.5</b>	<b>1.3</b>						<b>37.0</b>	

### Main Varieties Detail

Season 2008/2009 (Tons)

EXPORTER	GRAPE	APPLE	CHERRY	KIWIS	APPLE	NECTARIN	PLUM	GRAPE	PLUM	APPLE	PLUM	CHERRY	PLUM
	R. GLOBE	RY. GALA	BING	HAYWARD	FUJI	ART. SNOW	ANGELENO	NOT DEF.	NOT DEF.	FUJI RO.	NECTARIN	RED SUN	AUT. FRIDE
San Fernando S.A., Frutera (Frusan)	18.7	156.4	60.5		166.0					41.5			
San Luis de Yáquil S. A.(Johnsonfruit)	125.3		14.9					37.4					
Fresh Exoort Ltda.			5.5			45.7	64.2					32.0	
Aaricola Los Mavos Ltda.									55.3		39.7		
Dosal Hnos. v Cia. Ltda.		117.3											
Aconcaqua Ltda. Exp. (Aconex)						80.2							
Vap Exoort Chile Ltda			50.2										
Others	272.2	117.3	138.3	191.9	20.2	125.9	64.2	56.1	55.3		39.7	32.0	25.6



[www.primorchards.com](http://www.primorchards.com)

Room 1-2, 15/F, Omega Plaza, 32-34A Dundas St.  
Kowloon  
Hong Kong

Prime Orchards Limited

Phone: (852) 2388 0871

Fax: (852) 2384 0932

e-mail: [info@primorchards.com](mailto:info@primorchards.com)

Contact: Maggie Leung

## Main Species Detail

Season 2008/2009 (Tons)

EXPORTER	GRAPE	APPLE	CHERRY	PLUM	KIWIS	NECTARIN	BLUEB	CURRANT	TOTAL TONS			TOTAL TH.CASES		
									2008-09	2007-08	2006-07	2008-09	2007-08	2006-07
Noble Fruit S.A.	231.7	58.1	1.3	21.1					312.2			33.9		
Gestión de Export. Frut. S.A.(Gesex)	249.4								249.4			30.4		
Frutamerica S.A., Exp.	229.4								229.4	286.0		28.0	34.9	
Comercial Prontoexport Ltda.	214.1								214.1	154.0		26.1	18.8	
Rucarav S.A., Exportadora v Servicios	169.7		2.5						172.2	100.8	61.4	21.2	16.4	10.0
Trinidad Exports S.A.	93.3								93.3			11.4		
Queulat Export S.A.	56.1			21.6					77.7	35.4		9.2	4.3	
Frutexport S.A.	74.8								74.8			9.1		
Others	162.4	40.9	62.0		22.4	20.2			307.8	314.1	283.2	38.8	40.4	32.6
<b>TOTAL TONS</b>	<b>2008-09</b>	<b>1,480.9</b>	<b>98.9</b>	<b>65.8</b>	<b>42.7</b>	<b>22.4</b>	<b>20.2</b>		<b>1,730.9</b>					
<b>TOTAL TONS</b>	<b>2007-08</b>	<b>594.0</b>	<b>21.6</b>	<b>88.3</b>		<b>179.2</b>		<b>7.1</b>		<b>890.3</b>				
<b>TOTAL TONS</b>	<b>2006-07</b>	<b>233.1</b>		<b>40.2</b>				<b>23.5</b>	<b>1.7</b>		<b>344.6</b>			
<b>TOTAL TH.CASES</b>	<b>2008-09</b>	<b>180.6</b>	<b>5.2</b>	<b>13.1</b>	<b>4.8</b>	<b>2.2</b>	<b>2.2</b>					<b>208.1</b>		
<b>TOTAL TH.CASES</b>	<b>2007-08</b>	<b>72.4</b>	<b>2.4</b>	<b>17.3</b>		<b>17.9</b>		<b>4.7</b>	<b>0.1</b>				<b>114.8</b>	
<b>TOTAL TH.CASES</b>	<b>2006-07</b>	<b>28.4</b>		<b>8.1</b>				<b>2.4</b>	<b>1.1</b>					<b>42.6</b>

## Main Varieties Detail

Season 2008/2009 (Tons)

EXPORTER	GRAPE	GRAPE	APPLE	CHERRY	PLUM	KIWIS	GRAPE	APPLE	NECTARIN	GRAPE	APPLE	BLUEB	CHERRY
	R. GLOBE	NOT DEF	RY. GALA	BING	ANGELENO	HAYWARD	AUT. RY.	GRANNIES	ART. SNOW	THOMPSON	CRIMSON	NOT DEF	HIGHBUSH
Noble Fruit S.A.	214.0	17.7	58.1	1.3	21.1								
Gestión de Export. Frut. S.A.(Gesex)	249.4												
Frutamerica S.A., Exp.	212.5						8.0			8.9			
Comercial Prontoexport Ltda.	196.3						12.5				5.3		
Rucarav S.A., Exportadora v Servicios	151.0	18.7		2.5									
Trinidad Exports S.A.	92.4						0.9						
Queulat Export S.A.	56.1				21.6								
Others	1,139.0	74.6	20.4	64.5	21.6	22.4	21.5	20.4	20.2	8.9	5.3		



[www.mgmarketing.co.nz](http://www.mgmarketing.co.nz)

801 to 803 Great South Road  
PO Box 123 70, Penrose - Auckland  
New Zealand

MG Marketing Ltd.

Phone: 64 (7) 849 2866

Fax: 64 (7) 849 2864

e-mail: [jprendergast@mgmarketing.co.nz](mailto:jprendergast@mgmarketing.co.nz)

Contact: Jerry Prendergast

## Main Species Detail

Season 2008/2009 (Tons)

EXPORTER	GRAPE	PLUM	TOTAL TONS			TOTAL TH.CASES		
			2008-09	2007-08	2006-07	2008-09	2007-08	2006-07
Dole Chile S.A.	1,605.4	43.2	1,648.6	1,792.2	1,637.4	200.2	218.9	199.2
Copefrut S.A.		72.0	72.0			89.6	7.2	9.0
<b>TOTAL TONS</b>	<b>2008-09</b>	<b>1,605.4</b>	<b>115.2</b>	<b>1,720.6</b>				
<b>TOTAL TONS</b>	<b>2007-08</b>	<b>1,914.2</b>	<b>63.4</b>		<b>1,977.6</b>			
<b>TOTAL TONS</b>	<b>2006-07</b>	<b>1,632.6</b>	<b>132.8</b>		<b>1,765.4</b>			
<b>TOTAL TH.CASES</b>	<b>2008-09</b>	<b>195.4</b>	<b>12.0</b>			<b>207.4</b>		
<b>TOTAL TH.CASES</b>	<b>2007-08</b>	<b>234.0</b>	<b>7.0</b>				<b>241.0</b>	
<b>TOTAL TH.CASES</b>	<b>2006-07</b>	<b>199.1</b>	<b>13.8</b>					<b>212.9</b>

## Main Varieties Detail

Season 2008/2009 (Tons)

EXPORTER	GRAPE	GRAPE	GRAPE	GRAPE	GRAPE	GRAPE	PLUM	PLUM	GRAPE	GRAPE	GRAPE	GRAPE	GRAPE	GRAPE
	R. GLOBE	THOMPSON	SUGRAONE	FLAME SDL	CRIMSON	AUT. RY.	NOT DEF	ANGELENO	CALMERIA	BLACK SDL	PRIN. SEED.	NOT DEF	ALMERIA	PRINCESS
Dole Chile S.A.	599.5	350.3	170.5	129.9	119.5	83.4			43.2	42.1	40.7	26.6	25.2	17.7
Copefrut S.A.							72.0							

**P & C Trading Company**  
 Phone: (852) 2559 3156  
 Fax: (852) 2559 2804  
 e-mail: leo.cheung@pctttd.com  
 Contact: Leo Cheung

**www.pctttd.com**  
 Room 1304 Hong Kong Plaza  
 186-191 Connaught Road West  
 Hong Kong



## Main Species Detail

Season 2008/2009 (Tons)

EXPORTER	GRAPE	PLUM	APPLE	KIWIS	CHERRY	BLUEB	PEAR	TOTAL TONS			TOTAL TH.CASES		
								2008-09	2007-08	2006-07	2008-09	2007-08	2006-07
Brown Ltda, Agrícola	909.5							909.5	597.3	355.2	110.9	72.8	43.3
Scramble Ltda., Ases. e Inv.	530.0							530.0			64.7		
San Fco. Lo Garces, Soc. Ltda.		44.6		34.8				79.4			15.8		
San Fernando S.A., Frutera (Frusan)	37.4		39.1					76.5		23.7	6.6		1.2
Disa S.A. Exportadora	61.9							61.9		53.1	7.6		6.5
Atacama Ltda. Fruticola v Export.	37.4							37.4		18.7	4.6		2.3
San Clemente S.A., Exp.					1.7			1.7			0.3		
<b>TOTAL TONS</b>	<b>2008-09</b>	<b>1,576.2</b>	<b>44.6</b>	<b>39.1</b>	<b>34.8</b>	<b>1.7</b>		<b>1,696.4</b>					
<b>TOTAL TONS</b>	<b>2007-08</b>	<b>704.9</b>		<b>162.4</b>	<b>111.4</b>	<b>42.6</b>	<b>5.6</b>		<b>1,026.9</b>				
<b>TOTAL TONS</b>	<b>2006-07</b>	<b>521.7</b>	<b>76.7</b>	<b>123.1</b>	<b>118.3</b>	<b>31.7</b>	<b>23.3</b>			<b>894.7</b>			
<b>TOTAL TH.CASES</b>	<b>2008-09</b>	<b>192.3</b>	<b>5.0</b>	<b>2.1</b>	<b>10.9</b>	<b>0.3</b>					<b>210.5</b>		
<b>TOTAL TH.CASES</b>	<b>2007-08</b>	<b>86.0</b>		<b>8.5</b>	<b>22.6</b>	<b>8.2</b>	<b>3.8</b>					<b>129.0</b>	
<b>TOTAL TH.CASES</b>	<b>2006-07</b>	<b>63.6</b>	<b>8.5</b>	<b>6.5</b>	<b>37.0</b>	<b>6.3</b>	<b>1.3</b>						<b>123.2</b>

## Main Varieties Detail

Season 2008/2009 (Tons)

EXPORTER	GRAPE	APPLE	KIWIS	PLUM	PLUM	GRAPE	CHERRY
	R. GLOBE	RY. GALA	HAYWARD	NOT DEF	ANGELENO	THOMPSON	BING
Brown Ltda, Agrícola	909.5						
Scramble Ltda., Ases. e Inv.	512.3					17.7	
San Fco. Lo Garces, Soc. Ltda.			34.8	23.0	21.6		
San Fernando S.A., Frutera (Frusan)	37.4	39.1					
Disa S.A. Exportadora	61.9						
Atacama Ltda. Fruticola v Export.	37.4						
San Clemente S.A., Exp.							1.7

## Wing Mau Trading Co., Ltd.

Phone: 852 (2) 687 0383  
 Fax: 852 (2) 687 0686  
 e-mail: sales@wingmau.com.hk  
 Contact: Chung Chun

**www.wingmau.com.hk**

Room 3-5, 17 th Floor, Wah Wai Centre  
 38-40 Au Pui Wan St., Fo Tan, Shatin  
 Hong Kong



## Main Species Detail

Season 2008/2009 (Tons)

EXPORTER	GRAPE	APPLE	KIWIS	CHERRY	TOTAL TONS			TOTAL TH.CASES		
					2008-09	2007-08	2006-07	2008-09	2007-08	2006-07
Fruit Grower Chile S.A. Exportadora		288.2		19.2	307.4			18.9		
Atacama Ltda. Fruticola v Export.	224.4				224.4	95.3		27.4	11.4	
Comexport Ltda.	78.7	40.4		5.7	124.9			12.8		
Trinidad Exports S.A.	74.8		48.0		122.8	140.0	67.2	13.9	20.1	6.7
Grow Southwest S.A.	117.1				117.1			14.3		
Cerro Campanario Ltda. Soc. Agric.	112.3				112.3	142.7		13.7	17.4	
Green Valley Ltda., Exportadora	112.2				112.2			13.7		
El Almendro S.A		98.8			98.8	98.8		5.1	5.1	
Others	357.3	19.6	22.4	1.3	400.5	113.3		47.1	12.4	
<b>TOTAL TONS</b>	<b>2008-09</b>	<b>1,076.7</b>	<b>447.0</b>	<b>70.4</b>	<b>26.2</b>	<b>1,620.3</b>				
<b>TOTAL TONS</b>	<b>2007-08</b>	<b>429.0</b>	<b>138.8</b>	<b>22.4</b>		<b>590.1</b>				
<b>TOTAL TONS</b>	<b>2006-07</b>			<b>67.2</b>			<b>67.2</b>			
<b>TOTAL TH.CASES</b>	<b>2008-09</b>	<b>131.3</b>	<b>23.4</b>	<b>7.0</b>	<b>5.2</b>			<b>166.9</b>		
<b>TOTAL TH.CASES</b>	<b>2007-08</b>	<b>57.0</b>	<b>7.2</b>	<b>2.2</b>					<b>66.5</b>	
<b>TOTAL TH.CASES</b>	<b>2006-07</b>			<b>6.7</b>						<b>6.7</b>

## Main Varieties Detail

Season 2008/2009 (Tons)

EXPORTER	GRAPE	APPLE	GRAPE	KIWIS	GRAPE	GRAPE	CHERRY	GRAPE	GRAPE	APPLE
	R. GLOBE	RY. GALA	CRIMSON	HAYWARD	T.SOL	THOMPSON	BING	WIN. BEAUTY	NOT DEF	RICH. D.
Fruit Grower Chile S.A. Exportadora		288.2					19.2			
Atacama Ltda. Fruticola v Export.	224.4									
Comexport Ltda.		40.4	39.4		39.4		5.7			
Trinidad Exports S.A.	18.7		56.1	48.0						
Grow Southwest S.A.	59.0		58.1							
Cerro Campanario Ltda. Soc. Agric.	57.2		17.7			37.4				
Green Valley Ltda., Exportadora	74.8		37.4							
Others	701.3	158.8	277.0	70.4	39.4	37.4	7.0	19.6	2.0	

### Main Species Detail

Season 2008/2009 (Tons)

EXPORTER		GRAPE	LEMON	ORANGE	AVOCADO	BLUEB	CURRANT	B. KIWI	RASPB	TOTAL TONS			TOTAL TH.CASES		
										2008-09	2007-08	2006-07	2008-09	2007-08	2006-07
Río Blanco Ltda. Exportadora		690.8								690.8	761.6	1,002.6	84.2	92.9	119.5
Rosales Hnos v Cia Ltda Sc. Aa.			615.5							615.5	718.0	297.2	35.8	41.8	17.3
Propal S.A., Exportadora				213.0	38.5					251.5	24.8	49.5	19.2	1.4	2.9
Vital Berry Marketing S.A.						11.4				11.4		3.5	7.6		2.4
Pataonia Food S.A						2.6				2.6			1.7		
<b>TOTAL TONS</b>	<b>2008-09</b>	<b>690.8</b>	<b>615.5</b>	<b>213.0</b>	<b>38.5</b>	<b>14.0</b>				<b>1,571.8</b>					
<b>TOTAL TONS</b>	<b>2007-08</b>	<b>761.6</b>	<b>955.8</b>		<b>40.3</b>	<b>19.7</b>	<b>0.1</b>	<b>0.08</b>	<b>0.03</b>	<b>1,777.7</b>					
<b>TOTAL TONS</b>	<b>2006-07</b>	<b>956.5</b>	<b>346.8</b>	<b>46.1</b>	<b>121.0</b>	<b>19.6</b>	<b>0.2</b>	<b>0.2</b>	<b>0.4</b>		<b>1,490.6</b>				
<b>TOTAL TH.CASES</b>	<b>2008-09</b>	<b>84.2</b>	<b>35.8</b>	<b>12.3</b>	<b>6.9</b>	<b>9.3</b>							<b>148.5</b>		
<b>TOTAL TH.CASES</b>	<b>2007-08</b>	<b>92.9</b>	<b>55.6</b>		<b>6.7</b>	<b>13.2</b>	<b>0.08</b>	<b>0.05</b>	<b>0.02</b>					<b>168.5</b>	
<b>TOTAL TH.CASES</b>	<b>2006-07</b>	<b>116.6</b>	<b>20.2</b>	<b>2.9</b>	<b>20.2</b>	<b>11.4</b>	<b>0.1</b>	<b>0.1</b>	<b>0.2</b>						<b>171.7</b>

### Main Varieties Detail

Season 2008/2009 (Tons)

EXPORTER		GRAPE	LEMON	ORANGE	ORANGE	AVOCADO	ORANGE	GRAPE	LEMON	ORANGE	BLUEB	BLUEB	ORANGE	ORANGE	LEMON
		R. GLOBE	EUREKA	LANE LATE	FUKUMOTO	HASS	NAVEL LT.	THOMPSON	NOT DEF	NOT DEF	HIGHBUSH	NOT DEF	AT. NAVAL	FISHER	GENOVA
Río Blanco Ltda. Exportadora		664.2						26.6							
Rosales Hnos v Cia Ltda Sc. Aa.			592.0						23.5						
Propal S.A., Exportadora				87.6	66.6	38.5	26.9			23.3			4.6	4.0	
Vital Berry Marketing S.A.											4.7	6.6			
Pataonia Food S.A											2.6				



### Lee Man Trading Company

Room 20, 3/F, Metro Centre 2, 21 Lam Hing Street  
Kowloon Bay, Kowloon  
Hong Kong  
Phone: 852 27576866  
Fax: 852 27577328  
e-mail: manleetrading@yahoo.com.hk

### Main Species Detail

Season 2008/2009 (Tons)

EXPORTER		GRAPE	APPLE	CHERRY	PLUM	NECTARIN	KIWIS	PEAR	BLUEB	TOTAL TONS			TOTAL TH.CASES		
										2008-09	2007-08	2006-07	2008-09	2007-08	2006-07
Soc. Agric. Comercial Ltda. (Aaricom)			429.0							429.0	367.7	40.9	22.3	19.2	2.1
Rucarav S.A., Exportadora v Servicios		162.9	61.3	7.1	21.6			23.0		275.9	35.9	1.3	28.1	7.0	0.3
Fresh Land Chile S.A.		272.8								272.8	17.7	70.8	33.2	2.2	8.6
Triofrut Ltda., Exportadora						43.2	73.7			116.9	56.9	22.4	12.5	5.9	2.2
Chilefarms S.A.		97.6								97.6	157.4		11.9	19.2	
Euroamérica S.A., Frutera		37.4		43.1						80.5			13.2		
Aarobox Ltda.		74.8								74.8			9.1		
Ecoaustral Ltda.					63.9					63.9			7.1		
Others		37.4		66.5		40.3				144.2	673.1	395.5	22.2	65.1	37.2
<b>TOTAL TONS</b>	<b>2008-09</b>	<b>682.8</b>	<b>490.3</b>	<b>116.7</b>	<b>85.5</b>	<b>83.5</b>	<b>73.7</b>	<b>23.0</b>		<b>1,555.7</b>					
<b>TOTAL TONS</b>	<b>2007-08</b>	<b>440.6</b>	<b>651.4</b>	<b>71.4</b>		<b>43.2</b>	<b>101.7</b>		<b>0.4</b>	<b>1,308.8</b>					
<b>TOTAL TONS</b>	<b>2006-07</b>	<b>218.3</b>	<b>190.2</b>	<b>12.8</b>	<b>20.7</b>	<b>21.6</b>	<b>67.2</b>					<b>530.8</b>			
<b>TOTAL TH.CASES</b>	<b>2008-09</b>	<b>83.2</b>	<b>25.5</b>	<b>23.2</b>	<b>9.5</b>	<b>9.3</b>	<b>7.7</b>	<b>1.3</b>					<b>159.7</b>		
<b>TOTAL TH.CASES</b>	<b>2007-08</b>	<b>53.7</b>	<b>35.3</b>	<b>14.1</b>		<b>4.8</b>	<b>10.4</b>		<b>0.3</b>					<b>118.5</b>	
<b>TOTAL TH.CASES</b>	<b>2006-07</b>	<b>26.6</b>	<b>9.9</b>	<b>2.6</b>	<b>2.3</b>	<b>2.4</b>	<b>6.7</b>								<b>50.5</b>

### Main Varieties Detail

Season 2008/2009 (Tons)

EXPORTER		APPLE	GRAPE	GRAPE	CHERRY	GRAPE	NECTARIN	KIWIS	PLUM	PEAR	APPLE	GRAPE	PLUM	PLUM	CHERRY
		RY. GALA	R. GLOBE	NOT DEF	BING	CRIMSON	ART. SNOW	HAYWARD	D'AGEN	PACKHAMS	GRANNIES	SUGARONE	LARRY ANN	LAETT.	LAPINS
Soc. Agric. Comercial Ltda. (Aaricom)		408.6									20.4				
Rucarav S.A., Exportadora v Servicios		61.3	125.5	37.4	7.1					23.0			10.8	7.6	
Fresh Land Chile S.A.			137.1	33.6		84.9						15.5			
Triofrut Ltda., Exportadora							43.2	73.7							
Chilefarms S.A.			77.9	19.7											
Euroamérica S.A., Frutera			37.4		43.1										
Aarobox Ltda.			37.4	37.4											
Others		61.3	445.2	128.1	110.6	92.4	83.5	73.7	63.9	23.0		15.5	10.8	7.6	6.1

Wing Fung Kok Laan  
Hong Kong



### Main Species Detail

Season 2008/2009 (Tons)

EXPORTER	APPLE	PLUM	GRAPE	KIWIS	CHERRY	TOTAL TONS			TOTAL TH.CASES		
						2008-09	2007-08	2006-07	2008-09	2007-08	2006-07
San Fernando S.A., Frutera (Frusan)	1,077.7	207.4	137.7	67.2	58.5	1,548.5	584.2	766.7	115.3	43.0	54.0
TOTAL TONS	2008-09	1,077.7	207.4	137.7	67.2	58.5	1,548.5				
TOTAL TONS	2007-08	403.7	161.3			19.2	584.2				
TOTAL TONS	2006-07	557.4	379.6	35.4		16.6		989.1			
TOTAL TH.CASES	2008-09	57.0	23.0	16.8	6.7	11.7			115.3		
TOTAL TH.CASES	2007-08	21.2	17.9			3.8				43.0	
TOTAL TH.CASES	2006-07	29.3	41.9	4.3		3.3					78.8

### Main Varieties Detail

Season 2008/2009 (Tons)

EXPORTER	APPLE	PLUM	APPLE	APPLE	GRAPE	CHERRY	GRAPE	PLUM	KIWIS	PLUM	KIWIS	APPLE	CHERRY	PLUM
	RY. GALA	LARRY ANN	C. PINK	GRANNIES	R. GLOBE	BING	AUT. RY.	FORTUNE	HAYWARD	PK. DEL.	NOT DEF	NOT DEF	KORDIA	ANGELENO
San Fernando S.A., Frutera (Frusan)	845.0	118.7	117.2	97.8	89.7	52.2	48.0	46.1	44.8	42.6	22.4	17.7	6.3	

### LS Networks Corporation Ltd.


Phone: 82 (2) 7997114

Fax: 82 (2) 7989465

360-1 Ahn-Dong, Kimhae

Gyeongsangnam-Do, 621-200

South Korea



### Main Species Detail

Season 2008/2009 (Tons)

EXPORTER	GRAPE	KIWIS	TOTAL TONS		TOTAL TH.CASES	
			2008-09	2007-08	2008-09	2007-08
Scramble Ltda., Ases. e Inv.	510.5	134.4	644.9		75.7	
Río Blanco Ltda. Exportadora	558.6		558.6	1,239.5	68.1	151.2
David del Curto S.A.	177.1		177.1		21.6	
Quintav S.A., Exportadora	54.2		54.2		6.6	
Santa Maria S.A., Compañía Frutera	35.4		35.4		4.3	
Jaime Prohens V. v Cia.Ltda.	18.7		18.7		2.3	
El Parque Ltda. Exportadora v Servicios	17.7		17.7		2.2	
TOTAL TONS	2008-09	1,372.3	1,344	1,506.7		
TOTAL TONS	2007-08	1,239.5		1,239.5		
TOTAL TH.CASES	2008-09	167.4	13.4		180.8	
TOTAL TH.CASES	2007-08	151.2			151.2	

### Main Varieties Detail

Season 2008/2009 (Tons)

EXPORTER	GRAPE	GRAPE	KIWIS	GRAPE	GRAPE	GRAPE
	R. GLOBE	THOMPSON	HAYWARD	CRIMSON	T.SOL	NOT DEF
Scramble Ltda., Ases. e Inv.	378.2	61.5	134.4	70.8		
Río Blanco Ltda. Exportadora	523.2	17.7			17.7	
David del Curto S.A.	93.0	62.9		3.5		17.7
Quintav S.A., Exportadora	36.5	15.9		1.9		
Santa Maria S.A., Compañía Frutera		35.4				
Jaime Prohens V. v Cia.Ltda.		18.7				
El Parque Ltda. Exportadora v Servicios		17.7				



310 F, 150 Chiu Ru 2nd Road  
Kaohs  
Taiwan

Ten International, Inc.  
Phone: 886 (7) 3119237  
Fax: 886 (7) 3119263  
Contact: S L Tsai Wang

### Main Species Detail

Season 2008/2009 (Tons)

EXPORTER		APPLE	GRAPE	CHERRY	NECTARIN	PLUM	PEACH	TOTAL TONS			TOTAL TH.CASES			
								2008-09	2007-08	2006-07	2008-09	2007-08	2006-07	
Verfrut S.A.. Sociedad Exportadora		228.2	186.0	4.6				418.8	410.2		35.3	30.5		
Terrafrut S.A		191.5	149.6		43.2			384.3	238.1		32.6	21.3		
Fruaal S.A.. Exportadora		180.6						180.6			9.3			
Maana Trading S.A.. Exportadora		103.1		41.0				144.1	143.0		13.5	7.4		
Alquimia Fresh S.A		60.2	18.7			21.6	0.5	101.0	81.3		7.9	4.1		
Rucarav S.A.. Exportadora y Servicios		39.6	18.7	20.3	21.6			100.2	178.7	204.5	11.0	16.1	10.9	
Gestión de Export. Frut. S.A.(Gesex)			35.1		21.6	21.6		78.3			9.1			
Rancaqua, Cía. Exp. Ltda.				72.7				72.7			14.5			
<b>TOTAL TONS</b>	2008-09	803.2	408.1	138.6	86.4	43.2	0.5	1,480.0						
<b>TOTAL TONS</b>	2007-08	782.9	283.6	43.5					1,110.1					
<b>TOTAL TONS</b>	2006-07	506.8	54.1	1.3						562.2				
<b>TOTAL TH.CASES</b>	2008-09	41.2	49.8	27.7	9.6	4.8	0.1				133.2			
<b>TOTAL TH.CASES</b>	2007-08	40.7	34.6	8.5								83.7		
<b>TOTAL TH.CASES</b>	2006-07	26.6	6.6	0.3										33.5

### Main Varieties Detail

Season 2008/2009 (Tons)

EXPORTER	APPLE	GRAPE	CHERRY	GRAPE	NECTARIN	APPLE	PLUM	NECTARIN	NECTARIN	CHERRY	PLUM	PLUM	APPLE	GRAPE
	FUJI	R. GLOBE	BING	AUT. RY.	ART. SNOW	FUJI RO.	FLV. RICH	F. PEARL	NOT DEF	NOT DEF	AUT. FRIDE	BONIE	NOT DEF	CRIMSON
Verfrut S.A.. Sociedad Exportadora	228.2	186.0	4.6											
Terrafrut S.A	191.5	145.8				21.6			21.6					3.7
Fruaal S.A.. Exportadora	173.0												7.6	
Maana Trading S.A.. Exportadora	103.1		41.0											
Alquimia Fresh S.A	20.1			18.7		40.1					13.0	8.6		
Rucarav S.A.. Exportadora y Servicios	39.6	18.7	20.3						21.6					
Gestión de Export. Frut. S.A.(Gesex)				35.1	21.6		21.6							
Rancaqua, Cía. Exp. Ltda.			57.0							15.7				



Fruitech Co., Ltd.  
Taiwan

### Main Species Detail

Season 2008/2009 (Tons)

EXPORTER		GRAPE	APPLE	NECTARIN	CHERRY	PLUM	BLUEB	KIWIS	PEACH	TOTAL TONS			TOTAL TH.CASES		
										2008-09	2007-08	2006-07	2008-09	2007-08	2006-07
Terrafrut S.A		187.0	41.8	108.0		21.6				358.4	452.5		39.3	44.1	
Chilfresh Ltda., Servicios				131.8	73.9	49.1				254.8			36.4		
Chicureo Ltda.		130.8								130.8			16.0		
Maana Trading S.A.. Exportadora			82.7		37.4					120.1	102.1		11.7	5.3	
Aorofruta Ltda.			86.0							86.0			4.4		
Gedesa Exportaciones S.A		56.1			13.5					69.6			9.5		
Rucarav S.A.. Exportadora y Servicios					38.7	21.6				60.3	19.7		9.9	1.2	
Fruaal S.A.. Exportadora			9.6		7.6	40.3				57.4	43.2		6.5	4.8	
Others		74.8	97.2	73.6	46.9	30.8	0.7			323.9	494.6	187.1	36.3	32.7	
<b>TOTAL TONS</b>	2008-09	448.6	317.2	313.4	217.9	163.4	0.7			1,461.3					
<b>TOTAL TONS</b>	2007-08	299.5	700.2	21.6	25.2	43.2		22.4			1,112.1				
<b>TOTAL TONS</b>	2006-07		81.0	23.0	36.9	21.6		22.4	2.2			187.1			
<b>TOTAL TH.CASES</b>	2008-09	54.7	16.3	35.1	45.1	18.3	0.5						170.0		
<b>TOTAL TH.CASES</b>	2007-08	36.5	36.6	2.4	5.6	4.8		2.2						88.2	
<b>TOTAL TH.CASES</b>	2006-07		4.2	2.6	7.4	2.4		2.2	0.5					19.3	

### Main Varieties Detail

Season 2008/2009 (Tons)

EXPORTER	GRAPE	APPLE	CHERRY	NECTARIN	NECTARIN	GRAPE	APPLE	PLUM	PLUM	NECTARIN	CHERRY	PLUM	NECTARIN	
	R. GLOBE	FUJI	BING	ART. SNOW	ART. ROSE	NOT DEF	FUJI RO.	PR. QUEEN	D'AGEN	HON. BLAZE	ANGELENO	NOT DEF	NOT DEF	K. PEARL
Terrafrut S.A	168.3	41.8		21.6	80.4							21.6		
Chilfresh Ltda., Servicios			60.7	51.2				42.6		40.3				20.2
Chicureo Ltda.	130.8													
Maana Trading S.A.. Exportadora		82.7	37.4											
Aorofruta Ltda.		39.2					46.8							
Gedesa Exportaciones S.A	18.7		13.5			37.4								
Rucarav S.A.. Exportadora y Servicios			38.7											
Others	192.5	225.6	182.5	95.8		56.1	49.8	42.6	40.3	40.3	10.4	21.9	20.4	20.2

**NGK Trading Co.**

Phone: 91 (11) 27248277  
 Fax: 91 (11) 27413105  
 e-mail: narco@del12.vsnl.net.in  
 Contact: Gagan K. Khosla

A-340, New Subzi Mandi Azadpur  
 Delhi, 110033  
 India


**Main Species Detail**

Season 2008/2009 (Tons)

EXPORTER	APPLE	GRAPE	PLUM	KIWIS	CHERRY	NECTARIN	TOTAL TONS			TOTAL TH.CASES		
							2008-09	2007-08	2006-07	2008-09	2007-08	2006-07
Copefrut S.A.	1,343.6		24.0				1,367.6	1,891.2	1,744.0	69.3	107.7	90.8
Dole Chile S.A.	41.2						41.2			2.1		
Desarrollo Agrario S.A.		18.7					18.7			2.3		
Agrifruta Comercial Ltda.		18.7					18.7			2.3		
<b>TOTAL TONS</b>	<b>2008-09</b>	<b>1,384.8</b>	<b>37.4</b>	<b>24.0</b>			<b>1,446.2</b>					
<b>TOTAL TONS</b>	<b>2007-08</b>	<b>1,807.8</b>	<b>35.8</b>	<b>24.0</b>	<b>57.3</b>	<b>2.0</b>		<b>1,927.0</b>				
<b>TOTAL TONS</b>	<b>2006-07</b>	<b>1,856.2</b>	<b>37.4</b>	<b>60.5</b>			<b>6.3</b>		<b>1,960.3</b>			
<b>TOTAL TH.CASES</b>	<b>2008-09</b>	<b>69.0</b>	<b>4.6</b>	<b>2.4</b>						<b>75.9</b>		
<b>TOTAL TH.CASES</b>	<b>2007-08</b>	<b>90.7</b>	<b>4.4</b>	<b>2.4</b>	<b>14.1</b>	<b>0.4</b>					<b>112.0</b>	
<b>TOTAL TH.CASES</b>	<b>2006-07</b>	<b>93.2</b>	<b>4.6</b>	<b>6.0</b>			<b>0.7</b>					<b>104.5</b>

**Main Varieties Detail**

Season 2008/2009 (Tons)

EXPORTER	APPLE	APPLE	APPLE	APPLE	GRAPE	PLUM
	RED CHIEF	RICH. D.	NOT DEF	R. STARK.	R. GLOBE	NOT DEF
Copefrut S.A.	664.5	405.9	273.2			24.0
Dole Chile S.A.				41.2		
Desarrollo Agrario S.A.					18.7	
Agrifruta Comercial Ltda.					18.7	

**Jinwon Trading Co., Ltd.**

Phone: 82 (2) 7150711  
 Fax: 82 (2) 7150712  
 e-mail: jw@jinwon.kr  
 Contact: Oh, Chang Hw a

[www.jinwon.kr](http://www.jinwon.kr)

RM617, SMA&MP Crop. B/D  
 427 Oebalsan-Dong, Gangseo-Gu, Seoul  
 South Korea


**Main Species Detail**

Season 2008/2009 (Tons)

EXPORTER	GRAPE	KIWIS	ORANGE	TOTAL TONS			TOTAL TH.CASES		
				2008-09	2007-08	2006-07	2008-09	2007-08	2006-07
Dole Chile S.A.	277.5	179.2		456.7	18.7		51.8	2.3	
Alquimia Fresh S.A.	333.6			333.6	93.8		40.7	11.4	
La Primavera S.A. Sociedad Agrícola	106.3			106.3	57.1		13.0	7.0	
Comercial Prontoexport Ltda.	102.3			102.3			12.5		
Aconcaqua Ltda. Exp. (Aconex)	88.6			88.6			10.8		
Trinidad Exports S.A.	37.4	24.0		61.4	18.7	22.7	7.0	2.3	2.5
Novafrix S.A.	37.4			37.4			4.6		
Others	179.2	45.4		224.6	794.8	812.7	26.6	91.4	92.7
<b>TOTAL TONS</b>	<b>2008-09</b>	<b>1,162.3</b>	<b>248.6</b>	<b>1,410.9</b>					
<b>TOTAL TONS</b>	<b>2007-08</b>	<b>784.1</b>	<b>155.7</b>	<b>43.2</b>	<b>983.0</b>				
<b>TOTAL TONS</b>	<b>2006-07</b>	<b>484.8</b>	<b>350.7</b>			<b>835.4</b>			
<b>TOTAL TH.CASES</b>	<b>2008-09</b>	<b>141.7</b>	<b>25.1</b>				<b>166.8</b>		
<b>TOTAL TH.CASES</b>	<b>2007-08</b>	<b>95.6</b>	<b>15.8</b>	<b>2.9</b>				<b>114.3</b>	
<b>TOTAL TH.CASES</b>	<b>2006-07</b>	<b>59.1</b>	<b>36.1</b>						<b>95.2</b>

**Main Varieties Detail**

Season 2008/2009 (Tons)

EXPORTER	GRAPE	GRAPE	KIWIS	GRAPE	GRAPE
	R. GLOBE	THOMPSON	HAYWARD	CRIMSON	NOT DEF
Dole Chile S.A.	224.4	53.1	179.2		
Alquimia Fresh S.A.	117.8	124.3		18.7	72.8
La Primavera S.A. Sociedad Agrícola				106.3	
Comercial Prontoexport Ltda.	70.8	15.7		15.7	
Aconcaqua Ltda. Exp. (Aconex)	17.7	53.1			17.7
Trinidad Exports S.A.		37.4	24.0		
Novafrix S.A.	37.4				
Others	331.5	283.7	69.4	161.3	108.2





Noble Freight Int L  
Hong Kong

### Main Species Detail


Season 2008/2009 (Tons)

EXPORTER	GRAPE	APPLE	KIWIS	PLUM	CHERRY	NECTARIN	TOTAL TONS		TOTAL TH.CASES	
							2008-09	2007-08	2008-09	2007-08
Brown Ltda. Agrícola	495.4						495.4		60.4	
Fresh Land Chile S.A.	153.3						153.3		18.7	
Prize Ltda., Exportadora		20.4	52.4	21.6	17.6	21.6	133.7		14.5	
Cerro Campanario Ltda. Soc. Agríc.	130.9						130.9		16.0	
Scramble Ltda., Ases. e Inv.		113.8					113.8		6.0	
Quintav S.A., Exportadora	73.8						73.8		9.0	
Aaricola Los Mavos Ltda.				45.6			45.6		5.1	
MoreFruits Ltda., Exp. v Com.		42.6					42.6		2.2	
Others	19.7	140.8	24.0		5.6		190.1	57.4	13.3	7.7
<b>TOTAL TONS</b>	<b>2008-09</b>	<b>873.0</b>	<b>317.7</b>	<b>76.4</b>	<b>67.2</b>	<b>23.2</b>	<b>21.6</b>	<b>1,379.2</b>		
<b>TOTAL TONS</b>	<b>2007-08</b>		<b>39.1</b>	<b>18.3</b>					<b>57.4</b>	
<b>TOTAL TH.CASES</b>	<b>2008-09</b>	<b>106.5</b>	<b>16.7</b>	<b>7.5</b>	<b>7.5</b>	<b>4.6</b>	<b>2.4</b>		<b>145.1</b>	
<b>TOTAL TH.CASES</b>	<b>2007-08</b>		<b>2.1</b>	<b>5.6</b>						<b>7.7</b>

### Main Varieties Detail

Season 2008/2009 (Tons)

EXPORTER	GRAPE	APPLE	APPLE	KIWIS	APPLE	CHERRY	PLUM	PLUM	NECTARIN	GRAPE	KIWIS	PLUM	GRAPE	PLUM
	R. GLOBE	RY. GALA	NOT DEF	HAYWARD	GRANNIES	BING	MID RED	FORTUNE	ART. SNOW	B. DIAM.	NOT DEF	PK. DEL.	CRIMSON	BL. GIANT
Brown Ltda. Agrícola	476.7									18.7				
Fresh Land Chile S.A.	142.5												10.8	
Prize Ltda., Exportadora		20.4		35.2		17.6		21.6	20.0		17.2			
Cerro Campanario Ltda. Soc. Agríc.	130.9													
Scramble Ltda., Ases. e Inv.		37.2	76.6											
Quintav S.A., Exportadora	73.8													
Aaricola Los Mavos Ltda.							22.9					11.5		6.0
Others	366.8	199.3	76.6	59.2	41.8	23.2	22.9	21.6	20.0		17.2	11.5	10.8	6.0



Onetrade

7F Unit A Capital Commercial Building  
Hong Kong

### Main Species Detail

Season 2008/2009 (Tons)

EXPORTER	GRAPE	TOTAL TONS			TOTAL TH.CASES		
		2008-09	2007-08	2006-07	2008-09	2007-08	2006-07
Río Blanco Ltda. Exportadora	336.5	336.5			41.0		
Frumel Ltda.	236.2	236.2	82.2		28.8	10.0	
Nutrafrut S.A.	235.0	235.0	418.7	185.2	28.7	51.0	22.6
Tresette Importadora Ltda.	203.7	203.7			24.8		
Soc.Comercial Star Fruit Ltda.	92.5	92.5			11.3		
Cerro Campanario Ltda. Soc. Agríc.	61.0	61.0	17.7		7.4	2.2	
Jaime Prohens V. v Cia.Ltda.	56.1	56.1			6.8		
Others	75.8	75.8	839.7	982.2	9.2	102.4	119.5
<b>TOTAL TONS</b>	<b>2008-09</b>	<b>1,296.9</b>	<b>1,296.9</b>				
<b>TOTAL TONS</b>	<b>2007-08</b>	<b>1,358.4</b>	<b>1,358.4</b>				
<b>TOTAL TONS</b>	<b>2006-07</b>	<b>1,167.4</b>		<b>1,167.4</b>			
<b>TOTAL TH.CASES</b>	<b>2008-09</b>	<b>158.2</b>			<b>158.2</b>		
<b>TOTAL TH.CASES</b>	<b>2007-08</b>	<b>165.6</b>				<b>165.6</b>	
<b>TOTAL TH.CASES</b>	<b>2006-07</b>	<b>142.1</b>					<b>142.1</b>

### Main Varieties Detail

Season 2008/2009 (Tons)

EXPORTER	GRAPE	GRAPE	GRAPE	GRAPE	GRAPE	GRAPE
	R. GLOBE	CRIMSON	AUT. RY.	NOT DEF	THOMPSON	PRV. SEED.
Río Blanco Ltda. Exportadora	335.6			0.9		
Frumel Ltda.	202.1	13.4	20.7			
Nutrafrut S.A.	205.8	23.9	5.3			
Tresette Importadora Ltda.	85.0	56.1	62.6			
Soc.Comercial Star Fruit Ltda.	92.5					
Cerro Campanario Ltda. Soc. Agríc.	8.4	52.7				
Others	707.9	146.1	88.6	17.7		

## IG International

Phone: 91 (22) 27849084/184  
 Fax: 91 (22) 27840684  
 e-mail: sanjeevgul@gmail.com  
 Contact: Sanjeev Gulati

[www.iginternational.net](http://www.iginternational.net)

F-85/86, APMC Fruit Market, Sector 19  
 Maharashtra  
 India



## Main Species Detail

Season 2008/2009 (Tons)

EXPORTER	APPLE	PLUM	GRAPE	TOTAL TONS			TOTAL TH.CASES		
				2008-09	2007-08	2006-07	2008-09	2007-08	2006-07
Dole Chile S.A.	1,249.6	20.2		1,269.8	1,161.1	1,191.8	64.7	62.0	62.3
TOTAL TONS 2008-09	1,249.6	20.2		1,269.8					
TOTAL TONS 2007-08	1,189.7	20.2	37.4		1,247.3				
TOTAL TONS 2006-07	1,154.0	3.2	34.6			1,191.8			
TOTAL TH.CASES 2008-09	62.5	2.2					64.7		
TOTAL TH.CASES 2007-08	59.4	2.2	4.6					66.2	
TOTAL TH.CASES 2006-07	57.7	0.4	4.2						62.3

## Main Varieties Detail

Season 2008/2009 (Tons)

EXPORTER	APPLE	APPLE	PLUM	GRAPE
	R. STARK	RICH. D.	ANGELINO	R. GLOBE
Dole Chile S.A.	1,152.0	97.7	20.2	

## Silver Chian Trading

The Philippines



## Main Species Detail

Season 2008/2009 (Tons)

EXPORTER	GRAPE	TONS	TH.CAS
		2008-09	2008-09
Compañía Frutera del Norte S.A (CFN)	373.9	373.9	45.6
Aronenocios Valles del Norte Ltda	330.6	330.6	40.3
Pocuro Ltda.	224.3	224.3	27.3
Jaime Prohens V. v Cia.Ltda.	93.5	93.5	11.4
Tresette Importadora Ltda.	56.1	56.1	6.8
Pocuro Ltda., Soc. Agrac.	40.8	40.8	5.0
Nutrafrut S.A.	39.4	39.4	4.8
TOTAL TONS 2008-09	1,158.5	1,158.5	
TOTAL TH.CASES 2008-09	141.3		141.3

## Main Varieties Detail

Season 2008/2009 (Tons)

EXPORTER	GRAPE	GRAPE	GRAPE	GRAPE	GRAPE	GRAPE
	CRIMSON	R. GLOBE	FLAME SDL	NOT DEF	AUT. RY.	BLACK SDL
Compañía Frutera del Norte S.A (CFN)	355.2		18.7			
Aronenocios Valles del Norte Ltda	194.2	119.0			16.4	0.9
Pocuro Ltda.	224.3					
Jaime Prohens V. v Cia.Ltda.		74.8		18.7		
Tresette Importadora Ltda.	56.1					
Pocuro Ltda., Soc. Agrac.	40.8					
Nutrafrut S.A.		39.4				



[www.sooilltd.com](http://www.sooilltd.com)

6th Floor Sooil Bldg. 124-11 Ka Rak Dong  
138-807 Song Pa Ku, Seoul  
South Korea

Sooil Commerce & Transport, Inc

Phone: 82 (2) 409 8967  
Fax: 82 (2) 409 8593  
e-mail: [sooil@sooilltd.com](mailto:sooil@sooilltd.com)  
Contact: Suk Soo Kyung

## Main Species Detail

Season 2008/2009 (Tons)

EXPORTER	GRAPE	ORANGE	TOTAL TONS			TOTAL TH.CASES		
			2008-09	2007-08	2006-07	2008-09	2007-08	2006-07
Noble Fruit S.A.	354.2		354.2			43.2		
Scramble Ltda., Ases. e Inv.	158.4		158.4			19.3		
Unifrutti Traders Ltda.	123.0		123.0	357.8	836.2	15.0	44.9	103.3
Pocuro Ltda.	93.5		93.5			11.4		
Quintav S.A., Exportadora	73.8		73.8	127.0		9.0	15.5	
Euroamérica S.A., Frutera	70.8		70.8			8.6		
El Parque Ltda. Exportadora v Servicios	57.5		57.5	267.6		7.0	32.6	
Others	198.5		198.5	981.1	932.5	24.2	119.7	112.5
<b>TOTAL TONS</b>	<b>2008-09</b>	<b>1,129.8</b>	<b>1,129.8</b>					
<b>TOTAL TONS</b>	<b>2007-08</b>	<b>1,733.6</b>		<b>1,733.6</b>				
<b>TOTAL TONS</b>	<b>2006-07</b>	<b>1,747.2</b>	<b>21.6</b>		<b>1,768.8</b>			
<b>TOTAL TH.CASES</b>	<b>2008-09</b>	<b>137.8</b>				<b>137.8</b>		
<b>TOTAL TH.CASES</b>	<b>2007-08</b>	<b>212.6</b>					<b>212.6</b>	
<b>TOTAL TH.CASES</b>	<b>2006-07</b>	<b>214.4</b>	<b>1.4</b>					<b>215.8</b>

## Main Varieties Detail

Season 2008/2009 (Tons)

EXPORTER	GRAPE	GRAPE	GRAPE	GRAPE	GRAPE	GRAPE	ORANGE	GRAPE
	R. GLOBE	THOMPSON	CRIMSON	NOT DEF	REGAL	SUGRADNE	NAVEL LT.	PRINCESS
Noble Fruit S.A.	336.5	17.7						
Scramble Ltda., Ases. e Inv.	47.8	75.2	35.4					
Unifrutti Traders Ltda.	116.0	3.1			3.9			
Pocuro Ltda.	93.5							
Quintav S.A., Exportadora	73.8							
Euroamérica S.A., Frutera	53.1		17.7					
El Parque Ltda. Exportadora v Servicios	20.7	36.8						
Others	529.8	133.8	88.6	19.5	3.9			



[www.zhxing.net](http://www.zhxing.net)

D5, JiangNan Fruits&Vegetable Wholesale Market  
No.926, ZengCha Road, Guangzhou  
China

Zhxing Runfeng Food Co., Ltd.

Phone: 86 (20) 81991198  
Fax: 86 (20) 81981622  
e-mail: [chris@zhxing.net](mailto:chris@zhxing.net)  
Contact: Chris Wu

## Main Species Detail

Season 2008/2009 (Tons)

EXPORTER	GRAPE	APPLE	CHERRY	KIWIS	PLUM	NECTARIN	TOTAL TONS			TOTAL TH.CASES		
							2008-09	2007-08	2006-07	2008-09	2007-08	2006-07
Trinidad Exports S.A.	241.8	40.6	1.8	24.0			308.2	443.4	65.0	34.4	36.6	5.5
Pataoia Export S.A.	187.0						187.0	92.2		22.8	11.2	
Frio Tocornal Ltda. (Agro. Tocornal)	154.6						154.6			18.9		
Santa Maria S.A., Compañía Frutera	78.7						78.7			9.6		
Pocuro Ltda.	71.8						71.8			8.8		
Frucentro S.A.	70.8						70.8			8.6		
Desarrollo Agrario S.A.	56.1						56.1			6.8		
Catania Chile S.A.	39.4						39.4	42.2		4.8	3.3	
Others	55.1	20.2	35.5		22.6		133.5	693.0	413.7	17.4	85.4	38.0
<b>TOTAL TONS</b>	<b>2008-09</b>	<b>955.3</b>	<b>60.9</b>	<b>37.3</b>	<b>24.0</b>	<b>22.6</b>	<b>1,100.0</b>					
<b>TOTAL TONS</b>	<b>2007-08</b>	<b>740.9</b>	<b>303.0</b>	<b>71.6</b>	<b>112.0</b>	<b>43.2</b>	<b>1,270.7</b>					
<b>TOTAL TONS</b>	<b>2006-07</b>	<b>162.4</b>	<b>182.7</b>	<b>0.6</b>	<b>68.2</b>	<b>43.2</b>	<b>21.6</b>		<b>478.7</b>			
<b>TOTAL TH.CASES</b>	<b>2008-09</b>	<b>116.6</b>	<b>3.2</b>	<b>7.5</b>	<b>2.4</b>	<b>2.5</b>				<b>132.1</b>		
<b>TOTAL TH.CASES</b>	<b>2007-08</b>	<b>90.3</b>	<b>15.9</b>	<b>14.3</b>	<b>11.2</b>	<b>4.8</b>					<b>136.6</b>	
<b>TOTAL TH.CASES</b>	<b>2006-07</b>	<b>19.8</b>	<b>9.6</b>	<b>0.1</b>	<b>6.9</b>	<b>4.8</b>	<b>2.4</b>					<b>43.6</b>

## Main Varieties Detail

Season 2008/2009 (Tons)

EXPORTER	GRAPE	GRAPE	GRAPE	APPLE	KIWIS	GRAPE	APPLE	CHERRY	CHERRY	PLUM	PLUM	NECTARIN	PLUM	PLUM
	R. GLOBE	CRIMSON	THOMPSON	NOT DEF	HAYWARD	AUT. RY.	RY. GALA	BING	NOT DEF	NOT DEF	PK. DEL.	ART. SNOW	RED HEART	BL. GUSTO
Trinidad Exports S.A.	156.2	61.7		40.6	24.0	23.8		1.8						
Pataoia Export S.A.	148.3	18.7	20.0											
Frio Tocornal Ltda. (Agro. Tocornal)	112.2	5.9	36.5											
Santa Maria S.A., Compañía Frutera	78.7													
Pocuro Ltda.	56.1		15.7											
Frucentro S.A.	70.8													
Desarrollo Agrario S.A.	46.7	9.3												
Others	607.3	33.9	72.2				20.2	17.1	18.4	14.7	7.9			

## Yupaa International

Phone: 91 (22) 24933637  
Fax: 91 (22) 24964214  
Contact: Mr. Amrish Karvat

26, Madhu Estate P.B. Marg, Worli  
Mumbai, 400013, Maharashtra  
India



## Main Species Detail

Season 2008/2009 (Tons)

EXPORTER	APPLE	TOTAL TONS			TOTAL TH.CASES		
		2008-09	2007-08	2006-07	2008-09	2007-08	2006-07
Scramble Ltda., Ases. e Inv.	397.4	397.4			19.8		
Verfrut S.A., Sociedad Exportadora	249.0	249.0			12.1		
Southern Fruit, Exportadora	227.3	227.3	1,228.3		11.3	61.0	
Comercial SM Plus Ltda.	124.8	124.8			6.2		
Queulat Export S.A.	100.8	100.8	479.0		5.0	23.7	
<b>TOTAL TONS</b>	<b>2008-09</b>	<b>1,099.2</b>	<b>1,099.2</b>				
<b>TOTAL TONS</b>	<b>2007-08</b>	<b>2,234.9</b>	<b>2,234.9</b>				
<b>TOTAL TONS</b>	<b>2006-07</b>	<b>2,348.5</b>		<b>2,348.5</b>			
<b>TOTAL TH.CASES</b>	<b>2008-09</b>	<b>54.5</b>			<b>54.5</b>		
<b>TOTAL TH.CASES</b>	<b>2007-08</b>	<b>111.1</b>				<b>111.1</b>	
<b>TOTAL TH.CASES</b>	<b>2006-07</b>	<b>116.5</b>					<b>116.5</b>

## Main Varieties Detail

Season 2008/2009 (Tons)

EXPORTER	APPLE	APPLE	APPLE	APPLE	APPLE
	RED CHIEF	RICH. D.	STARKING	R. STARK.	NOT DEF
Scramble Ltda., Ases. e Inv.	397.4				
Verfrut S.A., Sociedad Exportadora	247.0	2.0			
Southern Fruit, Exportadora		151.3		76.0	
Comercial SM Plus Ltda.		124.8			
Queulat Export S.A.	1.0		99.9		

## Evergalan Enterprise Co., Ltd.

Phone: 886 (2) 29642700  
Fax: 886 (2) 29642657

1F, No.14, Lane 47, Sec.2, Shuang- Shih Road  
Panchiao City, Taipei Hsien  
Taiwan



## Main Species Detail

Season 2008/2009 (Tons)

EXPORTER	CHERRY	NECTARIN	APPLE	PLUM	KIWIS	BLUEB	PEACH	GRAPE	TOTAL TONS			TOTAL TH.CASES		
									2008-09	2007-08	2006-07	2008-09	2007-08	2006-07
San Fco. Lo Garces, Soc. Ltda.	122.7	290.1		22.2	24.0				459.0			61.7		
AMS Family S.A., Comercial	50.1		256.2			4.3			310.5	843.4	921.1	28.2	57.3	58.0
Aluimnia Fresh S.A.		12.2	20.1	121.3			2.3		155.9	889.6		16.6	64.6	
Maqna Trading S.A., Exportadora	77.9								77.9			15.6		
Vital Berry Marketing S.A.	40.1					1.4			41.5	28.5		8.9	8.8	
Rucarav S.A., Exportadora v Servicios	20.0								20.0			3.9		
Surfrut Fresh S.A.	18.4								18.4			3.7		
MoreFruits Ltda., Exp. v Com.	3.3								3.3			0.7		
<b>TOTAL TONS</b>	<b>2008-09</b>	<b>332.5</b>	<b>302.3</b>	<b>276.3</b>	<b>143.5</b>	<b>24.0</b>	<b>5.6</b>	<b>2.3</b>	<b>1,086.5</b>					
<b>TOTAL TONS</b>	<b>2007-08</b>	<b>214.6</b>	<b>43.2</b>	<b>1,365.9</b>	<b>84.0</b>		<b>7.3</b>		<b>1,889.9</b>					
<b>TOTAL TONS</b>	<b>2006-07</b>	<b>56.9</b>		<b>1,320.1</b>	<b>28.9</b>		<b>0.9</b>				<b>1,406.9</b>			
<b>TOTAL TH.CASES</b>	<b>2008-09</b>	<b>66.4</b>	<b>33.6</b>	<b>16.7</b>	<b>16.1</b>	<b>2.4</b>	<b>3.5</b>	<b>0.6</b>				<b>139.3</b>		
<b>TOTAL TH.CASES</b>	<b>2007-08</b>	<b>44.6</b>	<b>4.8</b>	<b>70.8</b>	<b>9.3</b>		<b>4.7</b>		<b>21.2</b>				<b>156.0</b>	
<b>TOTAL TH.CASES</b>	<b>2006-07</b>	<b>11.3</b>		<b>73.9</b>	<b>3.1</b>		<b>0.6</b>							<b>88.9</b>

## Main Varieties Detail

Season 2008/2009 (Tons)

EXPORTER	CHERRY	NECTARIN	APPLE	APPLE	NECTARIN	CHERRY	PLUM	APPLE	PLUM	KIWIS	PLUM	PLUM	NECTARIN	CHERRY
	BING	ART. SNOW	FUJI RO.	FUJI	AU. PEARL	KORDIA	D'AGEN	NOT DEF	LT. CATAL	HAYWARD	ANGELNO	BONIE	NOT DEF	NOT DEF
San Fco. Lo Garces, Soc. Ltda.	120.2	178.6			80.2					24.0	22.2		5.6	
AMS Family S.A., Comercial	11.8		137.0	81.0		20.6		38.2						17.8
Aluimnia Fresh S.A.				20.1			42.6		37.8			21.6	12.2	
Maqna Trading S.A., Exportadora	77.9													
Vital Berry Marketing S.A.	1.7					32.4								
Rucarav S.A., Exportadora v Servicios	18.7													
Surfrut Fresh S.A.	18.4													
MoreFruits Ltda., Exp. v Com.	3.3													



1F, N° 420, Cheng Gung E. Road  
Yuan Lin Jen, Chang Hua  
Taiwan

PYH Perng Trading Co., Ltd.

Phone: 886 (4) 8357605

Fax: 886 (4) 8314195

## Main Species Detail

Season 2008/2009 (Tons)

EXPORTER	APPLE	NECTARIN	CHERRY	GRAPE	PLUM	PLUMCOT	TOTAL TONS			TOTAL TH.CASES		
							2008-09	2007-08	2006-07	2008-09	2007-08	2006-07
Dole Chile S.A.	177.8						177.8	452.6	942.7	9.3	22.9	51.5
Soc. Agric. Comercial Ltda. (Agricom)	139.6						139.6	355.5	383.4	7.3	18.5	20.0
Proexport Ltda. Exportadora				130.9			130.9			16.0		
Polar Fruit International S.A.	105.5						105.5			5.1		
Chilfresh Ltda., Servicios		20.2	38.7		42.6		101.5			14.7		
Copefruit S.A.	42.6		55.2				97.8			13.2		
Delifruit S.A.		83.7					83.7			9.3		
Soc. Agrícola Y Com. Greenagro		37.0	34.6				71.5			11.5		
Others	41.5	36.2	22.6	18.7	20.2		139.2	811.8	295.2	15.2	56.2	23.9
<b>TOTAL TONS</b>	<b>2008-09</b>	<b>507.0</b>	<b>177.0</b>	<b>151.1</b>	<b>149.6</b>	<b>62.8</b>	<b>1,047.5</b>					
<b>TOTAL TONS</b>	<b>2007-08</b>	<b>1,424.4</b>	<b>50.8</b>	<b>35.2</b>	<b>52.6</b>	<b>43.2</b>	<b>13.7</b>	<b>1,619.8</b>				
<b>TOTAL TONS</b>	<b>2006-07</b>	<b>1,528.7</b>	<b>18.7</b>	<b>34.1</b>	<b>19.7</b>	<b>20.2</b>			<b>1,621.3</b>			
<b>TOTAL TH.CASES</b>	<b>2008-09</b>	<b>25.9</b>	<b>20.2</b>	<b>30.2</b>	<b>18.2</b>	<b>7.0</b>				<b>101.6</b>		
<b>TOTAL TH.CASES</b>	<b>2007-08</b>	<b>72.2</b>	<b>5.6</b>	<b>7.0</b>	<b>6.4</b>	<b>4.8</b>	<b>1.5</b>				<b>97.6</b>	
<b>TOTAL TH.CASES</b>	<b>2006-07</b>	<b>81.9</b>	<b>2.1</b>	<b>6.8</b>	<b>2.4</b>	<b>2.2</b>						<b>95.5</b>

## Main Varieties Detail

Season 2008/2009 (Tons)

EXPORTER	APPLE	GRAPE	CHERRY	NECTARIN	NECTARIN	PLUM	APPLE	NECTARIN	CHERRY	CHERRY	PLUM	GRAPE	NECTARIN	NECTARIN
	FUJI	R. GLOBE	BING	ART. SNOW	BR. PEARL	PR. QUEEN	FUJI RO.	HON. BLAZE	NOT DEF	SW. HEART	D'AGEN	AUT. RY.	F. PEARL	JULY PEARL
Dole Chile S.A.	177.8													
Soc. Agric. Comercial Ltda. (Agricom)	139.6													
Proexport Ltda. Exportadora		129.9										0.9		
Polar Fruit International S.A.	105.5													
Chilfresh Ltda., Servicios			38.3			42.6		20.2						
Copefruit S.A.			18.4				42.6		36.8					
Delifruit S.A.				21.6	29.5								19.2	6.7
Others	286.6	129.9	91.3	58.6	45.5	42.6	42.6	40.3	36.8	22.6	20.2	19.6	19.2	6.7



3 Lane 8 Linyi, Street Taipei  
Psa. Vista. 117612  
Taiwan

Covering Industrial Corp.

Phone: 886 (2) 23569311

Fax: 886 (2) 23949707

e-mail: covering@ms15.hinet.net

Contact: Norman Tarng

## Main Species Detail

Season 2008/2009 (Tons)

EXPORTER	GRAPE	CHERRY	NECTARIN	KIWIS	APPLE	PLUM	TOTAL TONS			TOTAL TH.CASES		
							2008-09	2007-08	2006-07	2008-09	2007-08	2006-07
Del Monte Fresh Produce (Chile) S.A.		160.0	43.2				203.2	390.6	136.6	36.8	40.4	17.5
Frucentro S.A.		23.4	116.2			50.7	190.3	13.8		23.2	2.8	
Aqua Santa. Exportadora (Greentree)	177.1	3.8					181.0		110.2	22.4		13.4
Catania Chile S.A.				134.4			134.4		182.0	13.4		12.9
Oppenheimer Chile Ltda. Serv. Agric.	113.0						113.0			13.7		
Trinidad Exports S.A.					101.1		101.1			5.3		
San Fernando S.A., Frutera (Frusan)		36.8					36.8			7.4		
Frutexport S.A.			21.8				21.8		43.7	2.4		4.8
Others	35.4						35.4	110.2	706.2	4.3	7.1	50.4
<b>TOTAL TONS</b>	<b>2008-09</b>	<b>325.5</b>	<b>224.0</b>	<b>181.2</b>	<b>134.4</b>	<b>101.1</b>	<b>50.7</b>	<b>1,017.0</b>				
<b>TOTAL TONS</b>	<b>2007-08</b>	<b>124.0</b>	<b>83.5</b>	<b>43.2</b>	<b>0.2</b>	<b>263.8</b>			<b>514.6</b>			
<b>TOTAL TONS</b>	<b>2006-07</b>	<b>235.2</b>	<b>54.9</b>	<b>189.3</b>	<b>44.8</b>	<b>654.6</b>				<b>1,178.8</b>		
<b>TOTAL TH.CASES</b>	<b>2008-09</b>	<b>39.6</b>	<b>44.8</b>	<b>20.1</b>	<b>13.4</b>	<b>5.3</b>	<b>5.6</b>				<b>128.9</b>	
<b>TOTAL TH.CASES</b>	<b>2007-08</b>	<b>15.1</b>	<b>16.7</b>	<b>4.8</b>	<b>0.02</b>	<b>13.7</b>					<b>50.3</b>	
<b>TOTAL TH.CASES</b>	<b>2006-07</b>	<b>28.7</b>	<b>11.0</b>	<b>21.0</b>	<b>4.5</b>	<b>33.9</b>						<b>99.1</b>

## Main Varieties Detail

Season 2008/2009 (Tons)

EXPORTER	GRAPE	CHERRY	NECTARIN	KIWIS	APPLE	PLUM	GRAPE	NECTARIN	CHERRY	CHERRY	PLUM	CHERRY	CHERRY
	R. GLOBE	BING	ART. SNOW	HAYWARD	FUJI	HP. GIANT	THOMPSON	E. PEARL	SW. HEART	LAPINS	ANGELENO	VAN	KORDIA
Del Monte Fresh Produce (Chile) S.A.		160.0	43.2										
Frucentro S.A.		5.9	99.7			43.2		16.5	9.7	7.7	7.5	0.03	0.02
Aqua Santa. Exportadora (Greentree)	177.1	3.8											
Catania Chile S.A.				134.4									
Oppenheimer Chile Ltda. Serv. Agric.	113.0												
Trinidad Exports S.A.					101.1								
San Fernando S.A., Frutera (Frusan)		36.8											
Others	290.1	46.6	121.6	134.4	101.1	43.2	35.4	16.5	9.7	7.7	7.5	0.03	0.02



Shinsegae Food Co.  
Phone: 82 (02) 3397 6000  
Fax: (82) (02) 3397 6198

[www.shinsegaefood.com](http://www.shinsegaefood.com)  
197-12 Guro-Dong Guro-Gu  
Seoul  
South Korea



## Main Species Detail

Season 2008/2009 (Tons)

EXPORTER	GRAPE	TOTAL TONS		TOTAL TH.CASES	
		2008-09	2007-08	2008-09	2007-08
David del Curto S.A.	939.0	939.0	803.6	114.5	97.2
TOTAL TONS	2008-09	939.0	939.0		
TOTAL TONS	2007-08	833.9	833.9		
TOTAL TH.CASES	2008-09	114.5		114.5	
TOTAL TH.CASES	2007-08	101.0			101.0

## Main Varieties Detail

Season 2008/2009 (Tons)

EXPORTER	GRAPE	GRAPE	GRAPE	GRAPE	GRAPE
	R. GLOBE	CRIMSON	THOMPSON	LADY ROS.	OU. RED
David del Curto S.A.	370.2	355.4	213.4		

## Aqv Fresh Imports Snd Bhd

Malaysia



## Main Species Detail

Season 2008/2009 (Tons)

EXPORTER	GRAPE	PEAR	PLUM	APPLE	CHERRY	NECTARIN	KIWIS	PLUMCOT	TOTAL TONS			TOTAL TH.CASES		
									2008-09	2007-08	2006-07	2008-09	2007-08	2006-07
Dole Chile S.A.	617.7	115.3	60.5	20.6	1.9				816.0	695.6	795.3	89.8	67.5	81.5
Aronenocios Valles del Norte Ltda	38.5								38.5	20.7		4.7	2.5	
San Fco. Lo Garces. Soc. Ltda.			19.1			2.2			21.2	86.8	133.5	2.4	9.6	14.4
Subsole S.A., Exportadora					0.6				0.6			0.1		
TOTAL TONS	2008-09	656.2	115.3	79.6	20.6	2.6	2.2		876.4					
TOTAL TONS	2007-08	509.0	262.1	84.7		3.5	2.2	22.4	21.6	905.4				
TOTAL TONS	2006-07	560.6	233.0	129.4	124.9	3.2	4.2				1,055.3			
TOTAL TH.CASES	2008-09	80.0	6.3	8.8	1.0	0.5	0.2					97.0		
TOTAL TH.CASES	2007-08	62.1	14.4	9.4		0.7	0.2	2.2	2.4				91.5	
TOTAL TH.CASES	2006-07	68.4	12.8	14.0	6.3	0.6	0.5							102.6

## Main Varieties Detail

Season 2008/2009 (Tons)

EXPORTER	GRAPE	PEAR	PLUM	PLUM	APPLE	CHERRY	NECTARIN
	R. GLOBE	PACKHAMS	ANGELNO	NOT DEF	R. STARK.	BING	AU. PEARL
Dole Chile S.A.	617.7	115.3	40.3	20.2	20.6	1.9	
Aronenocios Valles del Norte Ltda	38.5						
San Fco. Lo Garces. Soc. Ltda.				19.1			2.2
Subsole S.A., Exportadora						0.6	



[www.goldspan.co.jp/index.html](http://www.goldspan.co.jp/index.html)

Shoheikan Bldg., 4, Honshio-cho, Shinjuku-ku  
Tokyo 160-0003  
Japan

Goldspan Ltd.

Phone: 81 (3) 33587641

Fax: 81 (3) 32269477

e-mail: goldspan1@goldspan.co.jp

## Main Species Detail

Season 2008/2009 (Tons)

EXPORTER	LEMON	GRAPE	ORANGE	KIWIS	TOTAL TONS			TOTAL TH.CASES		
					2008-09	2007-08	2006-07	2008-09	2007-08	2006-07
Santa Cruz S.A.. Exportadora	117.6		95.5		213.1	277.3		12.5	18.3	
Petorca Valley S.A.. Exportadora	188.2				188.2	258.8		10.9	15.0	
Aconcaqua Ltda. Exp. (Aconex)	44.0	88.6			132.6	170.8		13.4	17.8	
Serv. Integral de Transporte S.A	96.9				96.9			5.6		
Safex Ltda.. Exportadora	69.1				69.1	162.9	74.0	4.3	10.1	4.3
Pacific S.A.. Exportadora	48.2				48.2			2.8		
Aroind. Pinochet Fuenzalida				48.0	48.0	44.8	44.8	4.8	4.5	4.5
Euroamérica S.A.. Frutera		35.4			35.4			4.3		
Citripal Ltda.. Agrícola	24.8				24.8			1.4		
<b>TOTAL TONS</b>	<b>2008-09</b>	<b>588.8</b>	<b>124.0</b>	<b>95.5</b>	<b>48.0</b>	<b>856.3</b>				
<b>TOTAL TONS</b>	<b>2007-08</b>	<b>727.0</b>	<b>195.8</b>			<b>990.7</b>				
<b>TOTAL TONS</b>	<b>2006-07</b>	<b>74.0</b>	<b>379.2</b>			<b>44.8</b>	<b>498.1</b>			
<b>TOTAL TH.CASES</b>	<b>2008-09</b>	<b>34.5</b>	<b>15.1</b>	<b>5.6</b>	<b>4.8</b>			<b>60.1</b>		
<b>TOTAL TH.CASES</b>	<b>2007-08</b>	<b>42.9</b>	<b>23.9</b>		<b>6.9</b>				<b>73.6</b>	
<b>TOTAL TH.CASES</b>	<b>2006-07</b>	<b>4.3</b>	<b>46.2</b>		<b>4.5</b>					<b>55.0</b>

## Main Varieties Detail

Season 2008/2009 (Tons)

EXPORTER	LEMON	GRAPE	ORANGE	LEMON	KIWIS	GRAPE	GRAPE
	GENOVA	R. GLOBE	NAVEL LT.	EUREKA	HAYWARD	THOMPSON	FLAVIE SDI.
Santa Cruz S.A.. Exportadora	117.6		95.5				
Petorca Valley S.A.. Exportadora	188.2						
Aconcaqua Ltda. Exp. (Aconex)	44.0	84.1				4.4	
Serv. Integral de Transporte S.A	96.9						
Safex Ltda.. Exportadora				69.1			
Pacific S.A.. Exportadora	48.2						
Aroind. Pinochet Fuenzalida					48.0		
Others	402.1	119.6		69.1	48.0	4.4	



Golden Wheel Internatioanal Co., Ltd.

Nº.21 Lane 518 Sec 2 Chang Shuid.  
Chang Hua  
Taiw an

## Main Species Detail

Season 2008/2009 (Tons)

EXPORTER	CHERRY	GRAPE	KIWIS	PLUM	APPLE	NECTARIN	APRICOT	TOTAL TONS			TOTAL TH.CASES		
								2008-09	2007-08	2006-07	2008-09	2007-08	2006-07
Rancaqua. Cía. Exp. Ltda.	179.3							179.3	70.4		36.1	14.1	
Terrafrut S.A		18.7	44.8	21.6	20.2	43.2		148.5	17.7		15.0	2.2	
San Fernando S.A.. Frutera (Frusan)		93.5			43.3			136.7	2.0		13.7	0.4	
San Fco. Lo Garces. Soc. Ltda.			120.0					120.0	3.1		12.0	1.0	
Aconcaqua Ltda. Exp. (Aconex)				70.8				70.8			7.2		
Copefrut S.A.	31.6			24.0				55.6	65.9		8.7	13.2	
San Clemente S.A.. Exp.	46.4							46.4			9.3		
Sofruco Alimentos Ltda.		37.4						37.4			4.6		
Others	6.3	54.6						60.9	42.8	62.8	7.9	5.8	4.4
<b>TOTAL TONS</b>	<b>2008-09</b>	<b>263.6</b>	<b>204.2</b>	<b>164.8</b>	<b>116.4</b>	<b>63.5</b>	<b>43.2</b>	<b>855.7</b>					
<b>TOTAL TONS</b>	<b>2007-08</b>	<b>147.3</b>	<b>53.1</b>						<b>201.9</b>				
<b>TOTAL TONS</b>	<b>2006-07</b>			<b>22.4</b>	<b>40.4</b>					<b>62.8</b>			
<b>TOTAL TH.CASES</b>	<b>2008-09</b>	<b>53.0</b>	<b>24.9</b>	<b>16.5</b>	<b>12.0</b>	<b>3.3</b>	<b>4.8</b>				<b>114.5</b>		
<b>TOTAL TH.CASES</b>	<b>2007-08</b>	<b>29.8</b>	<b>6.5</b>									<b>36.6</b>	
<b>TOTAL TH.CASES</b>	<b>2006-07</b>			<b>2.2</b>	<b>2.1</b>								<b>4.4</b>

## Main Varieties Detail

Season 2008/2009 (Tons)

EXPORTER	CHERRY	GRAPE	KIWIS	PLUM	APPLE	PLUM	NECTARIN	NECTARIN	PLUM	APPLE	GRAPE	CHERRY	CHERRY	CHERRY
	BING	R. GLOBE	HAYWARD	CONTANZA	RY. GALA	NOT DEF	BR. PEARL	ART. SNOW	ANGELENO	NOT DEF	NOT DEF	REGINA	SW. HEART	SANTINA
Rancaqua. Cía. Exp. Ltda.	130.0											18.0	12.1	10.6
Terrafrut S.A		18.7	44.8				21.6	21.6	21.6	20.2				
San Fernando S.A.. Frutera (Frusan)		74.8			43.3						18.7			
San Fco. Lo Garces. Soc. Ltda.			120.0											
Aconcaqua Ltda. Exp. (Aconex)				70.8										
Copefrut S.A.	31.6					24.0								
San Clemente S.A.. Exp.	46.4													
Others	82.4	185.5	164.8	70.8	43.3	24.0	21.6	21.6	21.6	20.2	18.7			



## Fruit Well Trading Co., Ltd.

Phone: 886 (2) 25630678  
 Fax: 886 (2) 25362402  
 e-mail: oversea.fruits@msa.hinet.net  
 Contact: Mrs. Julia Chiang

2F, No. 79, Chung Shan North Road, Section 2  
 Taipei  
 Taiwan



## Main Species Detail

Season 2008/2009 (Tons)

EXPORTER	APPLE	TOTAL TONS			TOTAL TH.CASES		
		2008-09	2007-08	2006-07	2008-09	2007-08	2006-07
C v D Internacional S.A.	674.2	674.2	732.1	725.9	34.0	37.5	38.2
Pataonia Export S.A.	143.0	143.0	40.9	81.7	7.4	2.1	4.3
Alquimia Fresh S.A.	19.6	19.6	121.7		1.0	6.2	
<b>TOTAL TONS</b>	<b>2008-09</b>	<b>836.7</b>	<b>836.7</b>				
<b>TOTAL TONS</b>	<b>2007-08</b>	<b>976.3</b>	<b>976.3</b>				
<b>TOTAL TONS</b>	<b>2006-07</b>	<b>1,072.4</b>		<b>1,072.4</b>			
<b>TOTAL TH.CASES</b>	<b>2008-09</b>	<b>42.4</b>			<b>42.4</b>		
<b>TOTAL TH.CASES</b>	<b>2007-08</b>	<b>50.1</b>			<b>50.1</b>		
<b>TOTAL TH.CASES</b>	<b>2006-07</b>	<b>56.3</b>				<b>56.3</b>	

## Main Varieties Detail

Season 2008/2009 (Tons)

EXPORTER	APPLE		
	FUJI	FUJI RO.	NOT DEF
C v D Internacional S.A.	633.8	40.4	
Pataonia Export S.A.	143.0		
Alquimia Fresh S.A.	19.6		

## Dole Korea Ltd.

Phone: 82 (2) 20403888  
 Fax: 82 (2) 34120131  
 e-mail: ellenkim@doleasia.com  
 Contact: Kim, Young Ja (Ellen)

<http://www.doleasia.com/Korea.htm>

6/F/ SH Kongsu Bldg  
 14-5 Kaepo-Dong, Kangnam-Ku, Seoul  
 South Korea



## Main Species Detail

Season 2008/2009 (Tons)

EXPORTER	GRAPE	ORANGE	KIWIS	TOTAL TONS			TOTAL TH.CASES		
				2008-09	2007-08	2006-07	2008-09	2007-08	2006-07
Dole Chile S.A.	830.5			830.5	534.4	570.9	101.3	65.2	68.0
<b>TOTAL TONS</b>	<b>2008-09</b>	<b>830.5</b>		<b>830.5</b>					
<b>TOTAL TONS</b>	<b>2007-08</b>	<b>628.5</b>	<b>49.5</b>		<b>678.1</b>				
<b>TOTAL TONS</b>	<b>2006-07</b>	<b>498.9</b>	<b>72.0</b>			<b>570.9</b>			
<b>TOTAL TH.CASES</b>	<b>2008-09</b>	<b>101.3</b>					<b>101.3</b>		
<b>TOTAL TH.CASES</b>	<b>2007-08</b>	<b>76.7</b>	<b>2.9</b>					<b>79.5</b>	
<b>TOTAL TH.CASES</b>	<b>2006-07</b>	<b>60.8</b>	<b>7.2</b>						<b>68.0</b>

## Main Varieties Detail

Season 2008/2009 (Tons)

EXPORTER	GRAPE		ORANGE	KIWIS		
	R. GLOBE	THOMPSON		CRIMSON	LANE LATE	PRINCESS
Dole Chile S.A.	458.1	198.8	173.7			





5 th Floor, 405 Hsin Yi Road, Sec 4  
Taipei R.O.C. Taiwan  
Taiwan

Brimland Enterprises Corp.

Phone: 886 (2) 27203476

Fax: 886 (2) 27297005

Contact: Lester Wang

## Main Species Detail

Season 2008/2009 (Tons)

EXPORTER	GRAPE	NECTARIN	APPLE	CHERRY	KIWIS	PEACH	TOTAL TONS			TOTAL TH.CASES		
							2008-09	2007-08	2006-07	2008-09	2007-08	2006-07
Chilfresh Ltda., Servicios		160.9		28.3			189.2	53.2	84.7	24.7	8.7	6.6
Proexport Ltda. Exportadora	167.6						167.6	131.1	37.4	20.4	16.0	4.6
Chicureo Ltda.	93.5						93.5			11.4		
Quintav S.A., Exportadora	71.9						71.9	142.0		8.8	15.8	
Fruqal S.A., Exportadora			60.2	4.2			64.4	174.7	10.4	3.9	14.0	2.1
Polar Fruit International S.A.			63.3				63.3			3.1		
Chilexpo Frut Ltda., Soc. Agr.			59.4				59.4	7.0	59.1	3.1	1.4	3.1
Delifruit S.A		43.2					43.2	21.6		4.8	2.4	
Others		22.5		39.1	10.4		72.1	460.3	580.0	11.4	34.4	55.1
<b>TOTAL TONS</b>	<b>2008-09</b>	<b>333.0</b>	<b>226.6</b>	<b>182.9</b>	<b>71.6</b>	<b>10.4</b>	<b>824.6</b>					
<b>TOTAL TONS</b>	<b>2007-08</b>	<b>204.9</b>	<b>185.7</b>	<b>481.4</b>	<b>94.0</b>	<b>24.0</b>		<b>989.9</b>				
<b>TOTAL TONS</b>	<b>2006-07</b>	<b>138.7</b>	<b>161.3</b>	<b>378.0</b>	<b>65.3</b>	<b>22.4</b>	<b>5.8</b>		<b>771.5</b>			
<b>TOTAL TH.CASES</b>	<b>2008-09</b>	<b>40.6</b>	<b>25.4</b>	<b>9.3</b>	<b>15.3</b>	<b>1.0</b>				<b>91.6</b>		
<b>TOTAL TH.CASES</b>	<b>2007-08</b>	<b>25.0</b>	<b>20.6</b>	<b>24.9</b>	<b>19.9</b>	<b>2.4</b>					<b>92.8</b>	
<b>TOTAL TH.CASES</b>	<b>2006-07</b>	<b>16.9</b>	<b>17.9</b>	<b>19.7</b>	<b>13.3</b>	<b>2.2</b>	<b>1.4</b>					<b>71.5</b>

## Main Varieties Detail

Season 2008/2009 (Tons)

EXPORTER	GRAPE	APPLE	GRAPE	NECTARIN	APPLE	CHERRY	NECTARIN	NECTARIN	NECTARIN	NECTARIN	NECTARIN	GRAPE	KIWIS	CHERRY
	R. GLOBE	NOT DEF	AUT. RV.	ART. SNOW	FUJI	BING	NOT DEF	HON. ROYAL	BR. PEARL	HON. BLAZE	K. PEARL	BLACK SOL	NOT DEF	STELLA
Chilfresh Ltda., Servicios				42.2		24.1	20.2	30.1	28.7	20.2	19.6			2.1
Proexport Ltda. Exportadora	130.9		18.7									18.1		
Chicureo Ltda.	93.5													
Quintav S.A., Exportadora			71.9											
Fruqal S.A., Exportadora		60.2				4.2								
Polar Fruit International S.A.					63.3									
Chilexpo Frut Ltda., Soc. Agr.		39.1			20.3									
Others	224.4	99.3	90.6	44.1	83.6	43.3	21.6					18.1	10.4	

**IPM 西本株式会社**

IPM Nishimoto Co., Ltd.

[www.ipm.co.jp](http://www.ipm.co.jp)

Shiba 2-chome Building 9th & 10th Flr.

105-0013 Minato -Ku, Tokyo

Japan

IPM Nishimoto Co., Ltd.

Phone: 81 (3) 5427 8860

Fax: 81 (3) 5427 8870

e-mail: [ntcinfo@ntcltd.com](mailto:ntcinfo@ntcltd.com)

## Main Species Detail

Season 2008/2009 (Tons)

EXPORTER	GRAPE	KIWIS	AVOCADO	BLUEB	CHERRY	B. KIWI	ORANGE	RASPB	TOTAL TONS			TOTAL TH.CASES		
									2008-09	2007-08	2006-07	2008-09	2007-08	2006-07
Atacama Ltda. Fruticola v Export.	169.3								169.3	168.3		20.5	20.5	
Belco Ltda.	124.3								124.3			15.2		
Subsole S.A., Exportadora	92.9	24.0							116.9		0.7	13.7		0.09
Propal S.A., Exportadora		68.1	41.3						109.4			14.6		
Aconcaagua Ltda. Exp. (Aconex)	106.3								106.3	88.6	301.1	13.0	10.8	36.7
Andina Exportadora S.A.	88.6								88.6	194.8	196.6	10.8	23.8	23.8
Compañía Frutera del Norte S.A (CFN)	71.8								71.8	35.4	35.4	8.8	4.3	4.3
Patagonia Food S.A				2.2					2.2			1.4		
San Fernando S.A., Frutera (Frusan)					1.0				1.0			0.2		
<b>TOTAL TONS</b>	<b>2008-09</b>	<b>653.1</b>	<b>92.1</b>	<b>41.3</b>	<b>2.2</b>	<b>1.0</b>			<b>789.7</b>					
<b>TOTAL TONS</b>	<b>2007-08</b>	<b>487.1</b>	<b>23.0</b>		<b>2.5</b>		<b>0.6</b>			<b>513.3</b>				
<b>TOTAL TONS</b>	<b>2006-07</b>	<b>600.5</b>	<b>185.3</b>	<b>61.8</b>	<b>7.7</b>		<b>0.3</b>	<b>23.0</b>	<b>0.2</b>		<b>878.8</b>			
<b>TOTAL TH.CASES</b>	<b>2008-09</b>	<b>79.5</b>	<b>9.6</b>	<b>7.4</b>	<b>1.4</b>	<b>0.2</b>						<b>98.1</b>		
<b>TOTAL TH.CASES</b>	<b>2007-08</b>	<b>59.4</b>	<b>2.4</b>		<b>1.7</b>		<b>0.4</b>						<b>63.9</b>	
<b>TOTAL TH.CASES</b>	<b>2006-07</b>	<b>73.2</b>	<b>19.2</b>	<b>11.0</b>	<b>5.1</b>		<b>0.2</b>	<b>1.4</b>	<b>0.1</b>					<b>110.3</b>

## Main Varieties Detail

Season 2008/2009 (Tons)

EXPORTER	GRAPE	KIWIS	AVOCADO	GRAPE	GRAPE	GRAPE	BLUEB	CHERRY	AVOCADO	GRAPE
	R. GLOBE	HAYWARD	HASS	THOMPSON	CRIMSON	FLAME SOL	HIGHBUSH	BING	NOT DEF	NOT DEF
Atacama Ltda. Fruticola v Export.	169.3									
Belco Ltda.	106.3			10.9		7.1				
Subsole S.A., Exportadora	92.9	24.0								0.02
Propal S.A., Exportadora		68.1	41.2						0.03	
Aconcaagua Ltda. Exp. (Aconex)	102.7			3.5						
Andina Exportadora S.A.	78.8			9.7						0.02
Compañía Frutera del Norte S.A (CFN)	51.4			1.8	18.7					
Others	432.1	92.1	41.2	26.0	18.7	7.1	2.2	1.0	0.03	0.03

THE OFFICIAL FIGURES

511

**Reliance Comercial Ent. (HK)**

Phone: 852 25252236-8 / 25253827  
 Fax: 852 28104955  
 e-mail: honrece@recoen.com  
 Contact: John T. Huang

[www.recoen.com](http://www.recoen.com)

Room 1805, 18/FI. Office Tower  
 Convention Plaza, N° 1, Harbour Road  
 Hong Kong


**Main Species Detail**

Season 2008/2009 (Tons)

EXPORTER	GRAPE	PLUM	CHERRY	ORANGE	TOTAL TONS			TOTAL TH.CASES		
					2008-09	2007-08	2006-07	2008-09	2007-08	2006-07
Compañía Frutera del Norte S.A (CFN)	691.8	64.8	15.7		772.2	89.9	340.0	94.7	12.1	40.9
TOTAL TONS 2008-09	691.8	64.8	15.7		772.2					
TOTAL TONS 2007-08		74.8	15.1			89.9				
TOTAL TONS 2006-07		224.4	107.7	9.2	67.0		408.3			
TOTAL TH.CASES 2008-09	84.4	7.2	3.1					94.7		
TOTAL TH.CASES 2007-08		9.1	3.0						12.1	
TOTAL TH.CASES 2006-07		27.4	12.0	1.8	3.9					45.1

**Costco Korea Ltd.**

Phone: 82 (2) 2679 1234  
 e-mail: kw lee@costcokr.com  
 Contact: Kyung Jea Lee

[www.costco.co.kr](http://www.costco.co.kr)

65, 3-ka Yangpyung-dong  
 Youngdeungpo-gu, Seoul  
 South Korea


**Main Species Detail**

Season 2008/2009 (Tons)

EXPORTER	GRAPE	ORANGE	NECTARIN	PLUM	BLUEB	TOTAL TONS			TOTAL TH.CASES		
						2008-09	2007-08	2006-07	2008-09	2007-08	2006-07
Aconcaqua Ltda. Exd. (Aconex)	574.8	162.9	19.1	8.8		765.7	624.9	746.6	97.7	77.8	103.2
TOTAL TONS 2008-09	574.8	162.9	19.1	8.8		765.7					
TOTAL TONS 2007-08		624.9			0.5		625.3				
TOTAL TONS 2006-07		662.6	84.0					746.6			
TOTAL TH.CASES 2008-09	72.1	23.0	1.7	0.8					97.7		
TOTAL TH.CASES 2007-08		77.8			0.1					77.9	
TOTAL TH.CASES 2006-07		86.4	16.8								103.2

**Wellcome Co.Ltd.**

Phone: (852) 22993838  
 Fax: (852) 22994808  
 e-mail: eliu@wellcome.com.hk

<http://shop.wellcome.com.hk>

5th Floor, Devon House 979 King'S Road  
 Taikoo Place Quarry Bay  
 Hong Kong


**Main Species Detail**

Season 2008/2009 (Tons)

EXPORTER	GRAPE	CHERRY	BLUEB	TOTAL TONS			TOTAL TH.CASES		
				2008-09	2007-08	2006-07	2008-09	2007-08	2006-07
Brown Ltda. Agrícola	300.4			300.4	110.7	112.2	36.4	13.5	13.7
Quintav S.A., Exportadora	220.8			220.8	303.3	140.8	26.9	37.2	17.2
Scramble Ltda., Ases. e Inv.	140.7	18.4		159.1			20.8		
Agromecocios Valles del Norte Ltda	38.6			38.6			4.7		
El Parque Ltda. Exportadora v Servicios	35.7			35.7			4.4		
TOTAL TONS 2008-09	736.2	18.4		754.6					
TOTAL TONS 2007-08	414.1	55.2	19.7		489.0				
TOTAL TONS 2006-07		271.7				271.7			
TOTAL TH.CASES 2008-09	89.5	3.7					93.2		
TOTAL TH.CASES 2007-08		50.7	11.0	13.1				74.8	
TOTAL TH.CASES 2006-07		33.1							33.1



4F-5, No.125 Sung Lung Road  
Taipei  
Taiwan

Whole Green Trading Co., Ltd.

Phone: 886 (2) 25713215  
Fax: 886 (2) 25362402  
e-mail: wankuo@ms23.hinet.net  
Contact: Chen, Yueh Feng

## Main Species Detail

Season 2008/2009 (Tons)

EXPORTER	NECTARIN	PLUMCOT	GRAPE	CHERRY	PEACH	KIWIS	TOTAL TONS			TOTAL TH.CASES		
							2008-09	2007-08	2006-07	2008-09	2007-08	2006-07
C v D Internacional S.A.	622.3	68.0			2.1		692.4	385.0	187.3	76.9	43.0	20.9
El Parque Ltda. Exportadora v Servicios			40.3				40.3	59.0	35.4	4.9	7.2	4.3
Rancaqua, Cia. Exp. Ltda.				17.6			17.6	17.6	8.8	3.5	3.5	1.8
<b>TOTAL TONS</b>	2008-09	622.3	68.0	40.3	17.6	2.1	750.3					
<b>TOTAL TONS</b>	2007-08	366.4	22.7	171.2	59.8	17.5	637.7					
<b>TOTAL TONS</b>	2006-07	135.7	44.7	106.3	8.8	6.8		22.9	325.2			
<b>TOTAL TH.CASES</b>	2008-09	69.1	7.6	4.9	3.5	0.3				85.3		
<b>TOTAL TH.CASES</b>	2007-08	40.7	2.5	20.9	11.2	2.2					77.5	
<b>TOTAL TH.CASES</b>	2006-07	15.1	5.0	13.0	1.8	0.9	2.5					38.2



Unified Foods

The Philippines

## Main Species Detail

Season 2008/2009 (Tons)

EXPORTER	GRAPE	TONS		TH.CAS	
		2008-09	2008-09	2008-09	2008-09
Dole Chile S.A.	727.2	727.2	88.7		
<b>TOTAL TONS</b>	2008-09	727.2	727.2		
<b>TOTAL TH.CASES</b>	2008-09	88.7	88.7		



[www.tongguan.com.my](http://www.tongguan.com.my)

805, Lorong Perindustrian Bukit Minyak 11,  
14000 B Metajan, Penang  
Malaysia

Chop Tong Guan Sdn Bhd

Phone: 60 (4) 5085044  
Fax: 60 (4) 5080890  
e-mail: sw\_eeaik@ctg.com.my  
Contact: Koay Sw ee Aik

## Main Species Detail

Season 2008/2009 (Tons)

EXPORTER	GRAPE	APPLE	PLUM	CHERRY	KIWIS	TOTAL TONS			TOTAL TH.CASES		
						2008-09	2007-08	2006-07	2008-09	2007-08	2006-07
Pocuro Ltda.	228.8					228.8			14.3		
Frutamerica S.A. Exp.	171.8					171.8			20.9		
Comexport Ltda.	56.7	40.6				97.3	103.6	107.5	9.0	8.2	5.6
Verfrut S.A., Sociedad Exportadora	40.9		43.2			84.1			9.8		
Fresh Land Chile S.A.	17.7	20.6				38.3			3.2		
Others	90.5			1.4		91.9	62.4		11.3	6.9	
<b>TOTAL TONS</b>	2008-09	606.4	61.2	43.2	1.4	712.2					
<b>TOTAL TONS</b>	2007-08	77.1	64.3		1.9	166.1					
<b>TOTAL TONS</b>	2006-07		107.5		22.8		107.5				
<b>TOTAL TH.CASES</b>	2008-09	60.3	3.2	4.8	0.3				68.6		
<b>TOTAL TH.CASES</b>	2007-08	9.1	3.4		0.4	2.2				15.1	
<b>TOTAL TH.CASES</b>	2006-07		5.6								5.6



### Main Species Detail

Season 2008/2009 (Tons)

EXPORTER	GRAPE	PLUM	KIWIS	CHERRY	APPLE	TOTAL TONS			TOTAL TH.CASES		
						2008-09	2007-08	2006-07	2008-09	2007-08	2006-07
Verfrut S.A., Sociedad Exportadora	347.7	21.6		6.4		375.7	128.3		46.1	9.3	
Rio Blanco Ltda. Exportadora	159.4			1.3		160.7	35.4	106.3	19.7	4.3	13.0
Triofrut Ltda., Exportadora			89.6			89.6		44.8	9.0		4.5
Southern Fruit, Exportadora		61.6				61.6			6.8		
Southern Fruit S.A.		21.2				21.2			2.4		
Noble Fruit S.A.				1.7		1.7			0.3		
<b>TOTAL TONS</b> 2008-09	<b>507.2</b>	<b>104.4</b>	<b>89.6</b>	<b>9.3</b>		<b>710.5</b>					
<b>TOTAL TONS</b> 2007-08	<b>35.4</b>	<b>43.2</b>			<b>104.5</b>		<b>183.1</b>				
<b>TOTAL TONS</b> 2006-07	<b>106.3</b>		<b>44.8</b>	<b>32.8</b>	<b>19.7</b>			<b>203.5</b>			
<b>TOTAL TH.CASES</b> 2008-09	<b>61.8</b>	<b>11.6</b>	<b>9.0</b>	<b>1.9</b>					<b>84.3</b>		
<b>TOTAL TH.CASES</b> 2007-08	<b>4.3</b>	<b>4.8</b>			<b>5.5</b>					<b>14.6</b>	
<b>TOTAL TH.CASES</b> 2006-07	<b>13.0</b>		<b>4.5</b>	<b>6.6</b>	<b>1.0</b>						<b>25.0</b>

### Prizako Agency Sdn.

Phone: (60) 4 264 1641  
Fax: (60) 4 508 0890

153 Lebuah Pantai  
10300 Pulau Pinang , Georgetown  
Malaysia



### Main Species Detail

Season 2008/2009 (Tons)

EXPORTER	GRAPE	PLUM	PEAR	KIWIS	APPLE	GRAPEFR.	TOTAL TONS			TOTAL TH.CASES		
							2008-09	2007-08	2006-07	2008-09	2007-08	2006-07
Chilefarms S.A.	192.9						192.9	174.5		23.5	21.3	
Aqua Santa, Exportadora (Greentree)	124.0	64.5					188.5	228.4	145.6	22.3	26.9	17.5
Catania Chile S.A.	159.2						159.2	116.5		19.4	12.2	
Subsole S.A., Exportadora	37.4						37.4			4.6		
Pataonia Export S.A.	37.4						37.4			4.6		
Others	90.0						90.0	371.4	283.9	11.0	32.7	24.2
<b>TOTAL TONS</b> 2008-09	<b>640.8</b>	<b>64.5</b>					<b>705.3</b>					
<b>TOTAL TONS</b> 2007-08	<b>758.4</b>	<b>86.7</b>	<b>23.3</b>	<b>22.4</b>				<b>890.8</b>				
<b>TOTAL TONS</b> 2006-07	<b>340.0</b>	<b>21.6</b>	<b>24.5</b>			<b>23.3</b>	<b>20.2</b>		<b>429.5</b>			
<b>TOTAL TH.CASES</b> 2008-09	<b>78.1</b>	<b>7.2</b>								<b>85.3</b>		
<b>TOTAL TH.CASES</b> 2007-08	<b>79.9</b>	<b>9.6</b>	<b>1.3</b>	<b>2.2</b>							<b>93.1</b>	
<b>TOTAL TH.CASES</b> 2006-07	<b>35.3</b>	<b>2.4</b>	<b>1.4</b>			<b>1.2</b>	<b>1.4</b>					<b>41.7</b>

### Khaishen Trading Sdn Bhd

Phone: 60 (3) 61206171  
Fax: 60 (3) 6137 7348

PT 31116, Jalan Rawang, Taman Selayang Baru  
68100, Batu Caves, Selangor  
Malaysia



### Main Species Detail

Season 2008/2009 (Tons)

EXPORTER	GRAPE	PLUMCOT	PLUM	APPLE	CHERRY	KIWIS	TOTAL TONS			TOTAL TH.CASES		
							2008-09	2007-08	2006-07	2008-09	2007-08	2006-07
Contador Frutos S.A.	186.9						186.9		18.4	22.8		2.2
Cerro Campanario Ltda. Soc. Agric.	144.7						144.7	37.3		15.7	4.5	
Arofruta Ltda.		45.6	48.0				93.6			9.6		
Proexport Ltda. Exportadora	56.1						56.1	202.9		6.8	24.8	
Novafrix S.A.	1.9	46.1					48.0			5.3		
Others	125.0		22.6	23.7	4.3		175.6	595.7	523.4	19.9	64.0	58.9
<b>TOTAL TONS</b> 2008-09	<b>514.6</b>	<b>91.7</b>	<b>70.6</b>	<b>23.7</b>	<b>4.3</b>		<b>704.9</b>					
<b>TOTAL TONS</b> 2007-08	<b>527.0</b>	<b>118.1</b>	<b>72.0</b>	<b>67.9</b>	<b>3.2</b>	<b>47.7</b>		<b>835.9</b>				
<b>TOTAL TONS</b> 2006-07	<b>352.7</b>		<b>142.0</b>	<b>43.4</b>	<b>3.8</b>				<b>541.8</b>			
<b>TOTAL TH.CASES</b> 2008-09	<b>60.8</b>	<b>9.9</b>	<b>7.3</b>	<b>1.2</b>	<b>0.9</b>					<b>80.2</b>		
<b>TOTAL TH.CASES</b> 2007-08	<b>64.3</b>	<b>12.3</b>	<b>7.7</b>	<b>3.5</b>	<b>0.6</b>	<b>4.8</b>					<b>93.3</b>	
<b>TOTAL TH.CASES</b> 2006-07	<b>43.0</b>		<b>15.1</b>	<b>2.3</b>	<b>0.8</b>							<b>61.2</b>



137-9 Kw angan2-dong Suyong-ku  
Busan  
South Korea

Korea Marketing Co., Ltd.

Phone: 82 (51) 759 9575

Fax: 82 (51) 759 9574


e-mail: komaco@kotis.net

Contact: Lee, Myoung-Hyo

## Main Species Detail

Season 2008/2009 (Tons)

EXPORTER	KIWIS	GRAPE	ORANGE	TOTAL TONS			TOTAL TH.CASES		
				2008-09	2007-08	2006-07	2008-09	2007-08	2006-07
Unifrutti Traders Ltda.	436.8	263.8		700.6	811.0	1,002.5	75.8	91.6	109.9
TOTAL TONS 2008-09	436.8	263.8		700.6					
TOTAL TONS 2007-08	355.2	644.2	43.2		1,042.6				
TOTAL TONS 2006-07	561.4	441.1				1,002.5			
TOTAL TH.CASES 2008-09	43.7	32.2					75.8		
TOTAL TH.CASES 2007-08	35.5	78.6	2.9					117.0	
TOTAL TH.CASES 2006-07	56.1	53.8							109.9



Concordia Plaza  
Tsim Sha Tsui East  
Hong Kong

Tung Shing Fresh Fruit Co., Ltd.

Phone: 852 ( ) 26250633

Fax: 852 ( ) 26250602

## Main Species Detail

Season 2008/2009 (Tons)

EXPORTER	GRAPE	APPLE	CHERRY	PLUM	KIWIS	PLUMCOT	TOTAL TONS			TOTAL TH.CASES		
							2008-09	2007-08	2006-07	2008-09	2007-08	2006-07
Atacama Ltda. Fruticola v Export.	149.6						149.6			18.2		
Trinidad Exports S.A.	37.4	93.7	1.3				132.4	97.1	20.2	9.7	14.1	1.1
Soc. Agric. Comercial Ltda. (Aoricom)	130.8						130.8			15.9		
Fruta Austral Exp. Ltda	78.7						78.7			9.6		
Río Blanco Ltda, Exportadora	70.8		1.3				72.1			8.9		
Others	17.2	21.2	58.3	21.6			118.2	102.9	338.7	17.3	12.2	39.0
TOTAL TONS 2008-09	484.5	114.9	60.8	21.6			681.7					
TOTAL TONS 2007-08	90.1		4.2	21.6	84.1			200.0				
TOTAL TONS 2006-07	141.7	20.2		186.0		11.0			358.9			
TOTAL TH.CASES 2008-09	59.1	6.1	12.2	2.4						79.7		
TOTAL TH.CASES 2007-08	11.0		0.8	2.4	12.0						26.2	
TOTAL TH.CASES 2006-07	17.3	1.1		20.5		1.2						40.1



8th Floor- 39 Sec 1 Min Shan East Road  
Taipei  
Taiwan

Rekan Trading Co., Ltd.

Phone: 886 (2) 5624181

Fax: 886 (2) 5230277


e-mail: rekan@ms19.hinet.net

Contact: Ms. Helena Cheng

## Main Species Detail

Season 2008/2009 (Tons)

EXPORTER	APPLE	GRAPE	PLUM	NECTARIN	CHERRY	KIWIS	TOTAL TONS			TOTAL TH.CASES		
							2008-09	2007-08	2006-07	2008-09	2007-08	2006-07
San Fernando S.A., Frutera (Frusan)	498.0						498.0	662.4	650.4	25.5	34.0	40.2
Fruit Grower Chile S.A, Exportadora		35.4			38.4		73.8	66.5		12.0	4.3	
Terrafrut S.A		18.7		43.2			61.9	260.5	389.1	7.1	30.4	37.1
Orion Pacific Internacional, Inc.			43.2				43.2	21.6		4.8	2.4	
TOTAL TONS 2008-09	498.0	54.1	43.2	43.2	38.4		676.9					
TOTAL TONS 2007-08	723.3	130.9	108.0	43.2	40.8	44.0		1,090.2				
TOTAL TONS 2006-07	729.4	170.7	109.4	86.4	48.7				1,144.6			
TOTAL TH.CASES 2008-09	25.5	6.6	4.8	4.8	7.7					49.4		
TOTAL TH.CASES 2007-08	37.2	16.0	12.0	4.8	8.2	4.4					82.5	
TOTAL TH.CASES 2006-07	37.2	20.8	12.2	9.6	9.4							89.2



## Main Species Detail

Season 2008/2009 (Tons)

EXPORTER	GRAPE	KIWIS	TONS		TH.CASES	
			2008-09	2008-09	2008-09	2008-09
Río Blanco Ltda. Exportadora	88.6	134.4	223.0		24.2	
Quintav S.A., Exportadora	203.1		203.1		24.8	
Scramble Ltda., Ases. e Inv.	106.1	44.8	150.9		17.4	
El Parque Ltda, Exportadora y Servicios	39.4		39.4		4.8	
Others	35.4	22.4	57.8		6.6	
<b>TOTAL TONS</b>	<b>2008-09</b>	<b>472.5</b>	<b>201.6</b>	<b>674.1</b>		
<b>TOTAL TH.CASES</b>	<b>2008-09</b>	<b>57.6</b>	<b>20.2</b>		<b>77.8</b>	

## Chiao Chern Enterprise Corp.

Phone: 886 (4) 25819962

Fax: 886 (4) 25819861

1 F, n° 42 Ho Shun Lane. Feng Shin Rd

Shin Kang Hsiang. Taichung Hsien,

Taiwan



## Main Species Detail

Season 2008/2009 (Tons)

EXPORTER	GRAPE	APPLE	CHERRY	NECTARIN	TOTAL TONS			TOTAL TH.CASES		
					2008-09	2007-08	2006-07	2008-09	2007-08	2006-07
Rucarav S.A., Exportadora v Servicios	10.3	168.6	53.5	43.2	275.6	420.4	378.2	26.0	37.6	31.9
Brown Ltda, Agrícola	107.5				107.5	36.2		13.1	4.4	
Scramble Ltda., Ases. e Inv.	86.8				86.8			10.6		
Quintav S.A., Exportadora	56.1				56.1			6.8		
Verfrut S.A., Sociedad Exportadora		39.9			39.9			2.1		
Others	58.1		18.9	21.6	98.6	709.5	373.1	12.9	49.0	23.6
<b>TOTAL TONS</b>	<b>2008-09</b>	<b>318.8</b>	<b>208.5</b>	<b>72.4</b>	<b>64.8</b>	<b>664.5</b>				
<b>TOTAL TONS</b>	<b>2007-08</b>	<b>203.5</b>	<b>849.4</b>	<b>113.2</b>		<b>1,166.2</b>				
<b>TOTAL TONS</b>	<b>2006-07</b>	<b>70.8</b>	<b>591.5</b>	<b>67.4</b>	<b>21.6</b>		<b>751.3</b>			
<b>TOTAL TH.CASES</b>	<b>2008-09</b>	<b>38.9</b>	<b>11.4</b>	<b>14.0</b>	<b>7.2</b>			<b>71.5</b>		
<b>TOTAL TH.CASES</b>	<b>2007-08</b>	<b>24.8</b>	<b>44.0</b>	<b>22.1</b>					<b>91.0</b>	
<b>TOTAL TH.CASES</b>	<b>2006-07</b>	<b>8.6</b>	<b>31.0</b>	<b>13.5</b>	<b>2.4</b>					<b>55.5</b>

## Won Jun Produce

South Korea



## Main Species Detail

Season 2008/2009 (Tons)

EXPORTER	GRAPE	KIWIS	ORANGE	TOTAL TONS			TOTAL TH.CASES		
				2008-09	2007-08	2006-07	2008-09	2007-08	2006-07
Compañía Frutera del Norte S.A (CFN)	93.5			93.5	17.7		11.4	2.2	
Aconcaqua Ltda, Exp. (Aconex)	18.1		64.8	82.9			6.5		
Euroamérica S.A., Frutera	74.8			74.8	18.7	112.0	9.1	2.3	13.2
David del Curto S.A.	53.1			53.1	18.7		6.5	2.3	
Others	257.0	69.3		326.3	36.4	49.5	38.3	4.4	2.9
<b>TOTAL TONS</b>	<b>2008-09</b>	<b>496.4</b>	<b>69.3</b>	<b>64.8</b>	<b>630.5</b>				
<b>TOTAL TONS</b>	<b>2007-08</b>	<b>91.5</b>			<b>91.5</b>				
<b>TOTAL TONS</b>	<b>2006-07</b>	<b>89.6</b>	<b>22.4</b>	<b>49.5</b>		<b>161.5</b>			
<b>TOTAL TH.CASES</b>	<b>2008-09</b>	<b>60.5</b>	<b>6.9</b>	<b>4.3</b>			<b>71.8</b>		
<b>TOTAL TH.CASES</b>	<b>2007-08</b>	<b>11.2</b>						<b>11.2</b>	
<b>TOTAL TH.CASES</b>	<b>2006-07</b>	<b>10.9</b>	<b>2.2</b>	<b>2.9</b>					<b>16.0</b>



1040/2-3 Sukhumvit Rd, Near Soi 44 Klongtoey  
10110 Bangkok  
Thailand

Ek Chai Distribution Co.Ltd.


Phone: 66 (2) 391 2781

Fax: 66 (2) 3913533

## Main Species Detail

Season 2008/2009 (Tons)

EXPORTER	GRAPE	APPLE	TOTAL TONS			TOTAL TH.CASES		
			2008-09	2007-08	2006-07	2008-09	2007-08	2006-07
Gestión de Export. Frut. S.A.(Gesex)	407.1		407.1	177.1		49.6	21.6	
Subsole S.A., Exportadora	186.5		186.5	333.6	211.7	22.7	40.7	25.8
Santa Cruz S.A., Exportadora	35.4		35.4	35.4		4.3	4.3	
<b>TOTAL TONS</b>	<b>2008-09</b>	<b>629.0</b>	<b>629.0</b>					
<b>TOTAL TONS</b>	<b>2007-08</b>	<b>566.8</b>		<b>566.8</b>				
<b>TOTAL TONS</b>	<b>2006-07</b>	<b>211.7</b>			<b>231.7</b>			
<b>TOTAL TH.CASES</b>	<b>2008-09</b>	<b>76.7</b>				<b>76.7</b>		
<b>TOTAL TH.CASES</b>	<b>2007-08</b>	<b>69.1</b>					<b>69.1</b>	
<b>TOTAL TH.CASES</b>	<b>2006-07</b>	<b>25.8</b>	<b>1.1</b>					<b>26.9</b>



20 Waterloo Road - Room 7/8  
Kam Fal Bldg. - Kowloon  
Hong Kong

Joyful Fairy Fruits Ltd.

Phone: 852 23854199

Fax: 852 23854567

## Main Species Detail

Season 2008/2009 (Tons)

EXPORTER	GRAPE	KIWIS	APPLE	CHERRY	PLUM	TOTAL TONS			TOTAL TH.CASES		
						2008-09	2007-08	2006-07	2008-09	2007-08	2006-07
Río Blanco Ltda. Exportadora	124.0	179.2		20.5		323.7	285.9	272.6	37.1	34.4	28.8
Convallis S.A. Exportadora	183.0		23.7			206.7			23.6		
Hars & Hagebauer Ltda. (Chile)	55.1	22.3				77.4			9.0		
Catania Chile S.A.	19.1					19.1			2.3		
<b>TOTAL TONS</b>	<b>2008-09</b>	<b>381.3</b>	<b>201.5</b>	<b>23.7</b>	<b>20.5</b>	<b>626.9</b>					
<b>TOTAL TONS</b>	<b>2007-08</b>	<b>195.8</b>	<b>161.6</b>		<b>19.2</b>		<b>376.6</b>				
<b>TOTAL TONS</b>	<b>2006-07</b>	<b>71.0</b>	<b>201.6</b>			<b>21.6</b>		<b>294.2</b>			
<b>TOTAL TH.CASES</b>	<b>2008-09</b>	<b>46.5</b>	<b>20.2</b>	<b>1.2</b>	<b>4.1</b>				<b>72.0</b>		
<b>TOTAL TH.CASES</b>	<b>2007-08</b>	<b>23.9</b>	<b>16.2</b>		<b>3.8</b>					<b>43.9</b>	
<b>TOTAL TH.CASES</b>	<b>2006-07</b>	<b>8.7</b>	<b>20.2</b>			<b>2.4</b>					<b>31.2</b>



KNC Fresh Fruits Inc.

South Korea

## Main Species Detail

Season 2008/2009 (Tons)

EXPORTER	GRAPE	TOTAL TONS			TOTAL TH.CASES		
		2008-09	2007-08	2006-07	2008-09	2007-08	2006-07
Euroamérica S.A., Frutera	304.1	304.1	124.6	142.6	37.1	15.2	17.3
Agrícola y Frutícola La Esperanza S.A	141.3	141.3			17.3		
Megafrut Ltda.	71.8	71.8			8.8		
Convallis S.A. Exportadora	53.1	53.1			6.5		
Others	52.1	52.1	323.2	339.3	6.5	39.5	41.4
<b>TOTAL TONS</b>	<b>2008-09</b>	<b>622.4</b>	<b>622.4</b>				
<b>TOTAL TONS</b>	<b>2007-08</b>	<b>447.9</b>		<b>447.9</b>			
<b>TOTAL TONS</b>	<b>2006-07</b>	<b>481.9</b>			<b>481.9</b>		
<b>TOTAL TH.CASES</b>	<b>2008-09</b>	<b>76.1</b>			<b>76.1</b>		
<b>TOTAL TH.CASES</b>	<b>2007-08</b>	<b>54.7</b>				<b>54.7</b>	
<b>TOTAL TH.CASES</b>	<b>2006-07</b>	<b>58.7</b>					<b>58.7</b>

Kobe Yoko Ltd.  
Phone: 81 (78) 2323621  
Fax: 81 (78) 2323723  
e-mail: dept1@kobeyoko.co.jp  
Contact: Masahiro Sumiya

[www.kobeyoko.co.jp](http://www.kobeyoko.co.jp)  
4-2-8, Isobe-Dori  
Chuo-Ku, Kobe 651- 0084  
Japan



## Main Species Detail

Season 2008/2009 (Tons)

EXPORTER	LEMON	KIWIS	ORANGE	GRAPE	BLUEB	GRAPEFR.	CLEMENT	TOTAL TONS			TOTAL TH.CASES			
								2008-09	2007-08	2006-07	2008-09	2007-08	2006-07	
San Fco. Lo Garces, Soc. Ltda.	286.9	24.0	25.5					336.4				20.8		
Pacific S.A., Exportadora	156.2	24.0	24.1					204.3	964.9	1.828.8		12.9	57.1	119.5
Euroamérica S.A., Frutera				35.4				35.4				4.3		
Los Lirios S.A., Exportadora		22.5						22.5				2.2		
Trinidad Exports S.A.		22.4						22.4				2.2		
Driscoll 's de Chile S.A.					0.4			0.4				0.2		
<b>TOTAL TONS</b>	<b>2008-09</b>	<b>443.1</b>	<b>92.9</b>	<b>49.6</b>	<b>35.4</b>	<b>0.4</b>		<b>621.3</b>						
<b>TOTAL TONS</b>	<b>2007-08</b>	<b>878.9</b>	<b>46.4</b>	<b>85.5</b>	<b>53.1</b>				<b>1.064.0</b>					
<b>TOTAL TONS</b>	<b>2006-07</b>	<b>1.163.7</b>	<b>254.8</b>	<b>482.4</b>	<b>35.4</b>	<b>2.0</b>	<b>119.2</b>	<b>22.4</b>		<b>2.079.8</b>				
<b>TOTAL TH.CASES</b>	<b>2008-09</b>	<b>25.8</b>	<b>9.3</b>	<b>3.1</b>	<b>4.3</b>	<b>0.2</b>					<b>42.7</b>			
<b>TOTAL TH.CASES</b>	<b>2007-08</b>	<b>51.1</b>	<b>4.6</b>	<b>5.0</b>	<b>6.5</b>							<b>67.2</b>		
<b>TOTAL TH.CASES</b>	<b>2006-07</b>	<b>67.7</b>	<b>26.2</b>	<b>28.2</b>	<b>4.3</b>	<b>1.3</b>	<b>8.1</b>	<b>2.2</b>						<b>138.0</b>

## Aayush Impex

Phone: 91 (22) 278 01350  
Fax: 91 (22) 276 68679  
e-mail: aayushimpex@vsnl.net  
Contact: Mr. Sunil Sachdev

Plot No. 361, Near Red Factory, Nari Road  
Kumbharwada, Navi Mumbai  
India



## Main Species Detail

Season 2008/2009 (Tons)

EXPORTER	APPLE	GRAPE	KIWIS	TOTAL TONS			TOTAL TH.CASES		
				2008-09	2007-08	2006-07	2008-09	2007-08	2006-07
David del Curto S.A.	553.1	37.4		590.5	1.000.4	453.5	32.2	51.5	23.2
Aaricola Gloria Chile	20.5			20.5			1.1		
<b>TOTAL TONS</b>	<b>2008-09</b>	<b>573.6</b>	<b>37.4</b>	<b>610.9</b>					
<b>TOTAL TONS</b>	<b>2007-08</b>	<b>1.003.8</b>	<b>18.7</b>	<b>16.9</b>	<b>1.039.4</b>				
<b>TOTAL TONS</b>	<b>2006-07</b>	<b>477.4</b>	<b>16.9</b>		<b>494.3</b>				
<b>TOTAL TH.CASES</b>	<b>2008-09</b>	<b>28.7</b>	<b>4.6</b>				<b>33.3</b>		
<b>TOTAL TH.CASES</b>	<b>2007-08</b>	<b>50.3</b>	<b>2.3</b>	<b>5.3</b>				<b>57.9</b>	
<b>TOTAL TH.CASES</b>	<b>2006-07</b>	<b>24.5</b>	<b>5.3</b>						<b>29.8</b>

## Samjoo Marketing

Phone: 82 (2) 5229311  
Fax: 82 (2) 5229905  
e-mail: samjoomktg@netsgo.com  
Contact: Shim, Jae-Bum

5F Daejoo Building, 952-3 Pangbae-dong  
Socho-gu, Seoul  
South Korea



## Main Species Detail

Season 2008/2009 (Tons)

EXPORTER	GRAPE	TOTAL TONS			TOTAL TH.CASES		
		2008-09	2007-08	2006-07	2008-09	2007-08	2006-07
Norbar Chile S.A	394.0	394.0	310.0	205.7	48.0	37.8	25.1
Canta Rana S.A. Agr. Forest.	194.8	194.8	159.4	70.8	23.8	19.4	8.6
Frutexport S.A.	17.7	17.7			2.2		
<b>TOTAL TONS</b>	<b>2008-09</b>	<b>606.5</b>	<b>606.5</b>				
<b>TOTAL TONS</b>	<b>2007-08</b>	<b>596.3</b>		<b>596.3</b>			
<b>TOTAL TONS</b>	<b>2006-07</b>	<b>471.3</b>		<b>471.3</b>			
<b>TOTAL TH.CASES</b>	<b>2008-09</b>	<b>74.0</b>			<b>74.0</b>		
<b>TOTAL TH.CASES</b>	<b>2007-08</b>	<b>72.7</b>				<b>72.7</b>	
<b>TOTAL TH.CASES</b>	<b>2006-07</b>	<b>57.5</b>					<b>57.5</b>





**greatfruiharvest.com**  
No.170, 3188 Longw u Road  
Shanghai  
China

Shanghai Great Harvest Int. Co. Ltd.  
Phone: 86 (21) 64346071  
Fax: 86 (21) 64346073  
e-mail: Han.Cindy@lantao.us

## Main Species Detail

Season 2008/2009 (Tons)

EXPORTER	APPLE	GRAPE	KIWIS	TONS		TH.CASES	
				2008-09	2008-09	2008-09	2008-09
David del Curto S.A.	234.6	184.3	170.2	589.1	51.9		
<b>TOTAL TONS</b>	2008-09	234.6	184.3	170.2	<b>589.1</b>		
<b>TOTAL TH.CASES</b>	2008-09	12.3	22.5	17.0		<b>51.9</b>	



**www.costco.com.tw**  
656, Chung Hua 5th Rd  
Kaohsiung  
Taiwan

Costco President Taiwan Inc.  
Phone: 886 (7) 338 0006  
Fax: 886 (7) 338 2303

## Main Species Detail

Season 2008/2009 (Tons)

EXPORTER	GRAPE	CLEMENT	ORANGE	BLUEB	CHERRY	PEACH	NECTARIN	PLUM	TOTAL TONS			TOTAL TH.CASES		
									2008-09	2007-08	2006-07	2008-09	2007-08	2006-07
Aconcaqua Ltda. Exp. (Aconex)	311.9	92.0	89.7			6.8			500.5	351.6	408.6	95.8	61.9	69.8
Hortifrut Chile S.A.				41.4					41.4	0.5		10.3	0.1	
San Fernando S.A., Frutera (Frusan)					24.4				24.4	30.0	21.6	4.5	5.5	4.0
Fresh Export Ltda.						0.7			0.7			0.07		
<b>TOTAL TONS</b>	2008-09	311.9	92.0	89.7	41.4	24.4	7.5		<b>567.0</b>					
<b>TOTAL TONS</b>	2007-08	256.7	55.1		29.5	30.0	10.3	23.1	4.1	411.6				
<b>TOTAL TONS</b>	2006-07	222.3	36.8	108.0	17.2	21.6	13.8	23.1	4.6		447.4			
<b>TOTAL TH.CASES</b>	2008-09	40.8	40.0	14.4	10.3	4.5	0.7					110.7		
<b>TOTAL TH.CASES</b>	2007-08	34.2	24.0		7.2	5.5	0.9	2.1	0.4				74.7	
<b>TOTAL TH.CASES</b>	2006-07	28.5	16.0	21.6	4.3	4.0	1.3	2.0	0.4					78.1



**www.doleasia.com/China.htm**  
1105 Haixu Road, Gaodong Industrial Zone  
New Areas, Shanghai  
China

Dole Shanghai Fruits And Veget  
Phone: 86 (21) 584 85411  
e-mail: tchan@dolechina.com  
Contact: Terry Chan

## Main Species Detail

Season 2008/2009 (Tons)

EXPORTER	GRAPE	APPLE	PLUM	TOTAL TONS			TOTAL TH.CASES		
				2008-09	2007-08	2006-07	2008-09	2007-08	2006-07
Dole Chile S.A.	280.4	197.6		478.0	986.0	37.4	44.5	111.1	4.6
Rio Rapel S.A., Exportadora	56.1			56.1			6.8		
Cerro Campanario Ltda. Soc. Agric.	17.7			17.7			2.2		
<b>TOTAL TONS</b>	2008-09	354.2	197.6		<b>551.8</b>				
<b>TOTAL TONS</b>	2007-08	822.6	123.0	40.3		986.0			
<b>TOTAL TONS</b>	2006-07	37.4					37.4		
<b>TOTAL TH.CASES</b>	2008-09	43.2	10.3				53.5		
<b>TOTAL TH.CASES</b>	2007-08	100.3	6.3	4.5				111.1	
<b>TOTAL TH.CASES</b>	2006-07	4.6							4.6

Asia Produce Partners Limited

Phone: 852 90110648

Fax: 852 30115776

[www.app-lo-com](http://www.app-lo-com)

1/F. Lot 21 Shek Lung St.

YauMatei, KL HL

Hong Kong




## Main Species Detail

Season 2008/2009 (Tons)

EXPORTER	GRAPE	TONS		TH.CAS	
		2008-09	2008-09	2008-09	2008-09
Nutrafrut S.A.	212.7	212.7	26.0		
Tresette Importadora Ltda.	74.5	74.5	9.1		
Jaime Prohens V. v Cia.Ltda.	56.1	56.1	6.8		
Cerro Campanario Ltda. Soc. Agric.	54.0	54.0	6.6		
Others	113.7	113.7	13.9		
<b>TOTAL TONS</b>	<b>2008-09</b>	<b>511.0</b>	<b>511.0</b>		
<b>TOTAL TH.CASES</b>	<b>2008-09</b>	<b>62.3</b>	<b>62.3</b>		

Regal Farm Co.

Japan



## Main Species Detail

Season 2008/2009 (Tons)

EXPORTER	LEMON	ORANGE	GRAPEFR.	CLEMENT	TOTAL TONS			TOTAL TH.CASES		
					2008-09	2007-08	2006-07	2008-09	2007-08	2006-07
Serv. Integral de Transporte S.A	508.6				508.6	808.5	680.2	29.6	47.0	40.3
<b>TOTAL TONS</b>	<b>2008-09</b>	<b>508.6</b>			<b>508.6</b>					
<b>TOTAL TONS</b>	<b>2007-08</b>	<b>906.2</b>				<b>906.2</b>				
<b>TOTAL TONS</b>	<b>2006-07</b>	<b>749.9</b>	<b>701.3</b>	<b>28.2</b>	<b>1.1</b>		<b>1,480.6</b>			
<b>TOTAL TH.CASES</b>	<b>2008-09</b>	<b>29.6</b>						<b>29.6</b>		
<b>TOTAL TH.CASES</b>	<b>2007-08</b>	<b>52.8</b>							<b>52.8</b>	
<b>TOTAL TH.CASES</b>	<b>2006-07</b>	<b>43.8</b>	<b>42.0</b>	<b>2.0</b>	<b>0.1</b>					<b>87.9</b>

Cheung Kee Transportation Ltd.

Phone: 852 26692963

Rm 1002 floor 10 , Wai Ching Commercial Building 77

Wai Ching Street, Jordan

Hong Kong



## Main Species Detail

Season 2008/2009 (Tons)

EXPORTER	GRAPE	APPLE	NECTARIN	PLUM	CHERRY	TONS		TH.CAS	
						2008-09	2008-09	2008-09	2008-09
Merex Chile Ltda., Agrícola	114.5					114.5	13.7		
David del Curto S.A.	19.3	19.6	21.6	21.6	4.5	86.6	9.1		
Terrafrut S.A			43.2			43.2	4.8		
Verfrut S.A., Sociedad Exportadora		40.9				40.9	2.1		
Others	114.1	59.5		21.6	24.1	219.3	24.2		
<b>TOTAL TONS</b>	<b>2008-09</b>	<b>247.9</b>	<b>119.9</b>	<b>64.8</b>	<b>43.2</b>	<b>28.6</b>	<b>504.4</b>		
<b>TOTAL TH.CASES</b>	<b>2008-09</b>	<b>30.0</b>	<b>6.3</b>	<b>7.2</b>	<b>4.8</b>	<b>5.7</b>	<b>53.9</b>		



<http://fruit.walker-taiwan.com>

10F, 26 Hsin Yi Rd.  
Sec. 4, Taipei  
Taiwan

Walker Grow-Rite Int'l Co., Ltd.

Phone: 886 (2) 27552477  
Fax: 886 (2) 27009246  
e-mail: walker@walker.taiwan.com  
Contact: Patricia SU

### Main Species Detail

Season 2008/2009 (Tons)

EXPORTER	APPLE	GRAPE	BLUEB	CHERRY	NECTARIN	PLUM	PEACH	TOTAL TONS		TOTAL TH.CASES	
								2008-09	2007-08	2008-09	2007-08
Euroamérica S.A., Frutera	61.7	113.2		45.5				220.4	213.4	25.9	30.9
Hortifrut Chile S.A.			95.9					95.9		64.0	
El Escudo Ltda. Agrícola Forestal	61.8							61.8		3.2	
Scramble Ltda., Ases. e Inv.		17.7		9.2	10.1			37.0		5.1	
Chilfresh Ltda., Servicios					21.2			21.2		2.4	
Others	39.5							39.5	522.4	2.1	50.3
<b>TOTAL TONS</b>	<b>2008-09</b>	<b>163.0</b>	<b>130.9</b>	<b>95.9</b>	<b>54.7</b>	<b>31.2</b>		<b>475.8</b>			
<b>TOTAL TONS</b>	<b>2007-08</b>	<b>363.3</b>	<b>55.9</b>		<b>233.4</b>	<b>60.5</b>	<b>21.3</b>		<b>735.8</b>		
<b>TOTAL TH.CASES</b>	<b>2008-09</b>	<b>8.3</b>	<b>15.8</b>	<b>64.0</b>	<b>10.9</b>	<b>3.5</b>				<b>102.5</b>	
<b>TOTAL TH.CASES</b>	<b>2007-08</b>	<b>18.6</b>	<b>6.8</b>		<b>46.3</b>	<b>6.7</b>	<b>2.4</b>	<b>0.3</b>			<b>81.2</b>



BFC Enterprises

India

### Main Species Detail

Season 2008/2009 (Tons)

EXPORTER	APPLE	TOTAL TONS			TOTAL TH.CASES		
		2008-09	2007-08	2006-07	2008-09	2007-08	2006-07
Dole Chile S.A.	447.6	447.6	144.1		22.4	7.2	
Aconcaqua Ltda. Exp. (Aconex)	22.6	22.6			1.1		
<b>TOTAL TONS</b>	<b>2008-09</b>	<b>470.2</b>					
<b>TOTAL TONS</b>	<b>2007-08</b>	<b>299.7</b>	<b>299.7</b>				
<b>TOTAL TONS</b>	<b>2006-07</b>			<b>353.9</b>			
<b>TOTAL TH.CASES</b>	<b>2008-09</b>	<b>23.5</b>			<b>23.5</b>		
<b>TOTAL TH.CASES</b>	<b>2007-08</b>	<b>15.0</b>				<b>15.0</b>	
<b>TOTAL TH.CASES</b>	<b>2006-07</b>	<b>17.7</b>					<b>17.7</b>



Rm D 16f Lushan Bldg Chunfeng Rd.  
Luohu Shenzhen  
China

Shenzhen Harvest Time Imp. And Exp.

Phone: 86 (755) 82335886  
Fax: 86 (755) 82335886

### Main Species Detail

Season 2008/2009 (Tons)

EXPORTER	GRAPE	TONS		TH.CAS	
		2008-09	2008-09	2008-09	2008-09
Contador Frutos S.A.	220.3	220.3		27.1	
Desarrollo Agrario S.A.	130.9	130.9		16.0	
Carvajal y Salina Ltda., S.A.C.	93.2	93.2		11.4	
Córoora Agrícola S.A.	18.7	18.7		2.3	
<b>TOTAL TONS</b>	<b>2008-09</b>	<b>463.1</b>	<b>463.1</b>		
<b>TOTAL TH.CASES</b>	<b>2008-09</b>	<b>56.7</b>		<b>56.7</b>	

Fresh Joy Co. Ltd.

Phone: 886 (4) 2523 0071

Fax: 886 (4) 25242146

556 Huantung Rd. Fengyuan

Taichung

Taiwan



## Main Species Detail

Season 2008/2009 (Tons)

EXPORTER	PLUM	APPLE	CHERRY	GRAPE	NECTARIN	TONS		TH.CASES	
						2008-09	2008-09	2008-09	2008-09
David del Curto S.A.	108.0	118.4	80.7	37.4	21.6	366.1		41.5	
Alquimia Fresh S.A	21.6		19.2	37.4	2.8	81.0		11.1	
<b>TOTAL TONS</b>	<b>2008-09</b>	<b>129.6</b>	<b>118.4</b>	<b>99.9</b>	<b>74.8</b>	<b>24.4</b>	<b>447.1</b>		
<b>TOTAL TH.CASES</b>	<b>2008-09</b>	<b>14.4</b>	<b>6.3</b>	<b>20.1</b>	<b>9.1</b>	<b>2.7</b>		<b>52.6</b>	

Calfruits Co.Ltda.

Phone: (852) 2620 8966

Fax: (852) 23688222

Contact: Ms. Sharon Kw an

703,7/E,Harbour Crystal Centre,No.100 Granville

T. S. T. , Kow loon

Hong Kong



## Main Species Detail

Season 2008/2009 (Tons)

EXPORTER	BLUEB	CURRANT	B. KIWI	RASPB	TOTAL TONS		TOTAL TH.CASES	
					2008-09	2007-08	2008-09	2007-08
Hortifrut Chile S.A.	444.1	0.08			444.2	358.9	293.1	239.3
<b>TOTAL TONS</b>	<b>2008-09</b>	<b>444.1</b>	<b>0.08</b>		<b>444.2</b>			
<b>TOTAL TONS</b>	<b>2007-08</b>	<b>358.4</b>		<b>0.4</b>	<b>0.1</b>	<b>358.9</b>		
<b>TOTAL TH.CASES</b>	<b>2008-09</b>	<b>293.1</b>	<b>0.05</b>				<b>293.1</b>	
<b>TOTAL TH.CASES</b>	<b>2007-08</b>	<b>239.0</b>		<b>0.3</b>	<b>0.05</b>			<b>239.3</b>

Yunyu Shokuhin Co. Ltd.

Phone: 81 (78) 5772205

Fax: 81 (78) 5772219

Dankai Bldg. 10F, 2-3-22 Dankai-Don

Hyogo-Ku, Kobe City

Japan



## Main Species Detail

Season 2008/2009 (Tons)

EXPORTER	LEMON	ORANGE	TOTAL TONS			TOTAL TH.CASES		
			2008-09	2007-08	2006-07	2008-09	2007-08	2006-07
San Fco. Lo Garcas. Soc. Ltda.	170.8	69.8	240.5			14.0		
Pacific S.A.. Exportadora	84.6	105.9	190.5	96.1	237.1	11.1	5.6	13.9
<b>TOTAL TONS</b>	<b>2008-09</b>	<b>255.4</b>	<b>175.7</b>					
<b>TOTAL TONS</b>	<b>2007-08</b>	<b>72.9</b>	<b>23.2</b>	<b>96.1</b>				
<b>TOTAL TONS</b>	<b>2006-07</b>	<b>154.8</b>	<b>82.3</b>		<b>237.1</b>			
<b>TOTAL TH.CASES</b>	<b>2008-09</b>	<b>14.8</b>	<b>10.2</b>			<b>25.1</b>		
<b>TOTAL TH.CASES</b>	<b>2007-08</b>	<b>4.2</b>	<b>1.4</b>				<b>5.6</b>	
<b>TOTAL TH.CASES</b>	<b>2006-07</b>	<b>9.0</b>	<b>4.9</b>					<b>13.9</b>



**www.costco.co.jp**  
3-6-1 Oyamagaoka, Machida City  
194-0215 Tokyo  
Japan

Costco Wholesale Japan Ltd.  
Phone: 81 (42) 798 6001  
e-mail: info@costco.co.jp

### Main Species Detail

Season 2008/2009 (Tons)

EXPORTER	GRAPE	ORANGE	BLUEB	CHERRY	B. KIWI	CLEMENT	TOTAL TONS			TOTAL TH.CASES		
							2008-09	2007-08	2006-07	2008-09	2007-08	2006-07
Aconcaqua Ltda, Exp. (Aconex)	302.4	94.7					397.1	267.1	321.3	54.0	33.9	64.5
Hortifrut Chile S.A.			23.0				23.0	13.5		5.6	3.4	
San Fernando S.A., Frutera (Frusan)				5.1			5.1	4.9	1.9	0.7	0.7	0.3
Vital Berry Marketing S.A.					2.0		2.0		17.4	0.5		4.4
<b>TOTAL TONS</b>	<b>2008-09</b>	<b>302.4</b>	<b>94.7</b>	<b>23.0</b>	<b>5.1</b>	<b>2.0</b>	<b>427.1</b>					
<b>TOTAL TONS</b>	<b>2007-08</b>	<b>267.1</b>		<b>13.5</b>	<b>4.9</b>			<b>285.4</b>				
<b>TOTAL TONS</b>	<b>2006-07</b>	<b>194.1</b>	<b>72.0</b>	<b>17.4</b>	<b>1.9</b>		<b>55.2</b>		<b>340.6</b>			
<b>TOTAL TH.CASES</b>	<b>2008-09</b>	<b>39.1</b>	<b>15.0</b>	<b>5.6</b>	<b>0.7</b>	<b>0.5</b>				<b>60.8</b>		
<b>TOTAL TH.CASES</b>	<b>2007-08</b>	<b>33.9</b>		<b>3.4</b>	<b>0.7</b>						<b>38.0</b>	
<b>TOTAL TH.CASES</b>	<b>2006-07</b>	<b>26.1</b>	<b>14.4</b>	<b>4.4</b>	<b>0.3</b>		<b>24.0</b>					<b>69.2</b>



**www.beneluxproduce.com**  
No. 245 Pandan Loop  
C.P. 110007  
Singapore

Benelux Flower & Food  
Phone: 65 67796890  
Fax: 65 6779 7203  
e-mail: davidkong@beneluxproduce.com  
Contact: David Kong

### Main Species Detail

Season 2008/2009 (Tons)

EXPORTER	LEMON	KIWIS	GRAPE	PLUM	PLUMCOT	APPLE	CHERRY	ORANGE	TOTAL TONS			TOTAL TH.CASES			
									2008-09	2007-08	2006-07	2008-09	2007-08	2006-07	
Greenpoint S.A. Exportadora	123.8								123.8				7.2		
Sofruilea Chile S.A.		78.3							78.3				8.6		
San Fco. Lo Garcés, Soc. Ltda.				67.3					67.3			87.1	7.3		9.4
Dísa S.A. Exportadora			56.5						56.5				6.9		
Propal S.A., Exportadora	18.6							6.2	24.8	24.2			1.4	2.5	
Others		18.7			21.6	20.2	15.7		76.2	681.5	530.7		8.9	67.7	54.0
<b>TOTAL TONS</b>	<b>2008-09</b>	<b>142.4</b>	<b>78.3</b>	<b>75.2</b>	<b>67.3</b>	<b>21.6</b>	<b>20.2</b>	<b>15.7</b>	<b>6.2</b>	<b>426.9</b>					
<b>TOTAL TONS</b>	<b>2007-08</b>		<b>69.0</b>	<b>275.2</b>	<b>111.8</b>		<b>217.4</b>	<b>32.3</b>			<b>705.7</b>				
<b>TOTAL TONS</b>	<b>2006-07</b>		<b>253.6</b>	<b>135.8</b>	<b>147.9</b>		<b>66.0</b>	<b>14.5</b>				<b>617.7</b>			
<b>TOTAL TH.CASES</b>	<b>2008-09</b>	<b>8.3</b>	<b>8.6</b>	<b>9.2</b>	<b>7.3</b>	<b>2.4</b>	<b>1.1</b>	<b>3.1</b>	<b>0.4</b>				<b>40.3</b>		
<b>TOTAL TH.CASES</b>	<b>2007-08</b>		<b>7.0</b>	<b>33.7</b>	<b>11.6</b>		<b>11.4</b>	<b>6.5</b>						<b>70.3</b>	
<b>TOTAL TH.CASES</b>	<b>2006-07</b>		<b>25.4</b>	<b>17.0</b>	<b>14.8</b>		<b>3.3</b>	<b>2.9</b>							<b>63.4</b>



Pacific & Co. Ltd.  
South Korea

### Main Species Detail

Season 2008/2009 (Tons)

EXPORTER	GRAPE	ORANGE	KIWIS	TOTAL TONS			TOTAL TH.CASES		
				2008-09	2007-08	2006-07	2008-09	2007-08	2006-07
San Fco. Lo Garcés, Soc. Ltda.	57.3	72.0	48.0	177.3	60.9		16.6	7.4	
Santa María S.A., Compañía Frutera	98.4			98.4			12.0		
Pacific S.A., Exportadora		67.1		67.1	94.5	419.0	3.9	10.0	35.5
Chilefarms S.A.	59.0			59.0	78.7		7.2	9.6	
Arofruta Ltda.	17.7			17.7			2.2		
<b>TOTAL TONS</b>	<b>2008-09</b>	<b>232.5</b>	<b>139.1</b>	<b>48.0</b>	<b>419.6</b>				
<b>TOTAL TONS</b>	<b>2007-08</b>	<b>247.9</b>	<b>23.7</b>			<b>271.5</b>			
<b>TOTAL TONS</b>	<b>2006-07</b>	<b>17.7</b>	<b>155.0</b>	<b>264.0</b>			<b>436.7</b>		
<b>TOTAL TH.CASES</b>	<b>2008-09</b>	<b>28.4</b>	<b>8.7</b>	<b>4.8</b>			<b>41.9</b>		
<b>TOTAL TH.CASES</b>	<b>2007-08</b>	<b>30.2</b>	<b>1.4</b>					<b>31.6</b>	
<b>TOTAL TH.CASES</b>	<b>2006-07</b>	<b>2.2</b>	<b>9.1</b>	<b>26.4</b>					<b>37.7</b>

D J Exports Pvt.Limited

Phone: 91 (11) 27121531

Fax: 91 (11) 27213074

C-33, New Fruit Market, Azadpur

Delhi, 110033

India



## Main Species Detail

Season 2008/2009 (Tons)

EXPORTER	APPLE	GRAPE	PLUM	TOTAL TONS			TOTAL TH.CASES		
				2008-09	2007-08	2006-07	2008-09	2007-08	2006-07
Atlas S.A., Exportadora	370.7	37.4		408.1	1.304.7	530.8	23.4	76.0	26.7
TOTAL TONS 2008-09	370.7	37.4		408.1					
TOTAL TONS 2007-08	1.214.6	91.5	64.8		1.370.9				
TOTAL TONS 2006-07	530.8					530.8			
TOTAL TH.CASES 2008-09	18.9	4.6					23.4		
TOTAL TH.CASES 2007-08	60.9	11.2	7.2					79.2	
TOTAL TH.CASES 2006-07	26.7								26.7

World Fruits Co., Ltd.

Phone: 81 (78) 6511677

Fax: 81 (78) 6511246

1-1-29 Goshio-Dori

Hyogo-Ku, Kobe City

Japan



## Main Species Detail

Season 2008/2009 (Tons)

EXPORTER	ORANGE	LEMON	GRAPE	TOTAL TONS			TOTAL TH.CASES		
				2008-09	2007-08	2006-07	2008-09	2007-08	2006-07
Pacific S.A., Exportadora	166.8	48.2		215.0	140.4	191.3	12.5	8.2	11.2
San Fco. Lo Garcés. Soc. Ltda.	42.0	150.7		192.6	18.6		11.2	2.3	
TOTAL TONS 2008-09	208.8	198.8		407.6					
TOTAL TONS 2007-08	67.4	72.9	36.3		176.7				
TOTAL TONS 2006-07	51.4	139.9				191.3			
TOTAL TH.CASES 2008-09	12.1	11.6					23.7		
TOTAL TH.CASES 2007-08	3.9	4.2	4.4					12.6	
TOTAL TH.CASES 2006-07	3.1	8.1							11.2

Harvest Agriculture Corp.

Taiwan



## Main Species Detail

Season 2008/2009 (Tons)

EXPORTER	APPLE	CHERRY	GRAPE	TOTAL TONS			TOTAL TH.CASES		
				2008-09	2007-08	2006-07	2008-09	2007-08	2006-07
San Fernando S.A., Frutera (Frusan)	373.5			373.5	228.2	228.2	19.2	11.7	11.7
MoreFruits Ltda., Exp. v Com.		18.0		18.0			3.5		
TOTAL TONS 2008-09	373.5	18.0		391.4					
TOTAL TONS 2007-08	228.2				228.2				
TOTAL TONS 2006-07	248.4		15.7			264.2			
TOTAL TH.CASES 2008-09	19.2	3.5					22.7		
TOTAL TH.CASES 2007-08	11.7							11.7	
TOTAL TH.CASES 2006-07	12.8		1.9						14.7



Jumbo Fresh Fruits Inc.  
Room 1012 Geobooki Bldg 98 7 Karak-dong  
Songpa Gu, Seoul  
South Korea

### Main Species Detail

Season 2008/2009 (Tons)

EXPORTER	GRAPE	ORANGE	KIWIS	TOTAL TONS			TOTAL TH.CASES		
				2008-09	2007-08	2006-07	2008-09	2007-08	2006-07
Gestión de Exprt. Frut. S.A.(Gesex)	328.3			328.3	210.5	48.6	40.0	25.7	5.9
Aconcaqua Ltda. Exp. (Aconex)		43.2		43.2			2.9		
Soc. Agric. Comercial Ltda. (Aaricom)	18.7			18.7			2.3		
<b>TOTAL TONS</b> 2008-09	<b>347.0</b>	<b>43.2</b>		<b>390.2</b>					
<b>TOTAL TONS</b> 2007-08	<b>265.6</b>		<b>22.4</b>		<b>288.0</b>				
<b>TOTAL TONS</b> 2006-07	<b>66.3</b>		<b>67.2</b>			<b>133.5</b>			
<b>TOTAL TH.CASES</b> 2008-09	<b>42.3</b>	<b>2.9</b>					<b>45.2</b>		
<b>TOTAL TH.CASES</b> 2007-08	<b>32.4</b>		<b>2.2</b>					<b>34.6</b>	
<b>TOTAL TH.CASES</b> 2006-07	<b>8.1</b>		<b>6.7</b>						<b>14.8</b>



Horizon International  
India

### Main Species Detail

Season 2008/2009 (Tons)

EXPORTER	APPLE	TOTAL TONS		TOTAL TH.CASES	
		2008-09	2007-08	2008-09	2007-08
Del Monte Fresh Produce (Chile) S.A.	390.1	390.1	139.6	19.1	6.8
<b>TOTAL TONS</b> 2008-09	<b>390.1</b>	<b>390.1</b>			
<b>TOTAL TONS</b> 2007-08			<b>359.9</b>		
<b>TOTAL TH.CASES</b> 2008-09	<b>19.1</b>			<b>19.1</b>	
<b>TOTAL TH.CASES</b> 2007-08	<b>17.8</b>				<b>17.8</b>



F.V.C. International Ltd.  
Japan

### Main Species Detail

Season 2008/2009 (Tons)

EXPORTER	LEMON	ORANGE	KIWIS	GRAPFR.	CHERYM	TOTAL TONS			TOTAL TH.CASES		
						2008-09	2007-08	2006-07	2008-09	2007-08	2006-07
Petorca Valley S.A., Exportadora	211.8					211.8	282.4	73.7	12.3	16.4	4.3
Santa Cruz S.A., Exportadora	23.5	96.3				119.8		24.8	7.9		1.4
Rosales Hnos v Cia Ltda Sc. Aq.	49.5					49.5	49.5	99.1	2.9	2.9	5.8
<b>TOTAL TONS</b> 2008-09	<b>284.8</b>	<b>96.3</b>				<b>381.1</b>					
<b>TOTAL TONS</b> 2007-08	<b>428.9</b>	<b>22.4</b>					<b>451.3</b>				
<b>TOTAL TONS</b> 2006-07	<b>371.5</b>	<b>109.3</b>	<b>21.5</b>	<b>10.1</b>	<b>0.01</b>			<b>512.5</b>			
<b>TOTAL TH.CASES</b> 2008-09	<b>16.6</b>	<b>6.5</b>							<b>23.1</b>		
<b>TOTAL TH.CASES</b> 2007-08	<b>24.9</b>	<b>1.3</b>								<b>26.2</b>	
<b>TOTAL TH.CASES</b> 2006-07	<b>21.6</b>	<b>6.5</b>	<b>2.2</b>	<b>0.7</b>	<b>0.003</b>						<b>31.0</b>

Kingo Korea Co., Ltd.  
South Korea



### Main Species Detail

Season 2008/2009 (Tons)

EXPORTER	GRAPE	TONS		TH.CASES	
		2008-09	2008-09	2008-09	2008-09
Green Valley Ltda., Exportadora	96.1	96.1	12.8		
Rosario Ltda., Agrícola	78.8	78.8	10.1		
Lo Castillo Exportaciones Ltda.	62.4	62.4	7.7		
Agrifrut Comercial Ltda.	39.0	39.0	4.8		
Others	87.7	87.7	11.5		
<b>TOTAL TONS</b>	<b>2008-09</b>	<b>364.1</b>	<b>364.1</b>		
<b>TOTAL TH.CASES</b>	<b>2008-09</b>	<b>46.9</b>	<b>46.9</b>		

Verisource International LLC

South Korea



### Main Species Detail

Season 2008/2009 (Tons)

EXPORTER	ORANGE	GRAPE	LEMON	KIWIS	TOTAL TONS			TOTAL TH.CASES		
					2008-09	2007-08	2006-07	2008-09	2007-08	2006-07
Pacific S.A., Exportadora	162.8				162.8	42.7	111.6	9.5	2.5	6.6
Cienago Ltda.		56.1			56.1			6.8		
Frumel Ltda.		41.3			41.3			5.0		
Los Lirios S.A., Exportadora		35.4			35.4	74.8	131.6	4.3	9.1	15.1
Soc. Agric. Comercial Ltda. (Agricom)			24.8		24.8	24.8	49.2	1.4	1.4	2.9
Others		18.7	24.8		43.5	252.3	713.5	3.7	30.3	85.0
<b>TOTAL TONS</b>	<b>2008-09</b>	<b>162.8</b>	<b>151.5</b>	<b>49.5</b>	<b>363.9</b>					
<b>TOTAL TONS</b>	<b>2007-08</b>	<b>42.7</b>	<b>305.0</b>	<b>24.8</b>	<b>22.0</b>	<b>394.5</b>				
<b>TOTAL TONS</b>	<b>2006-07</b>	<b>111.3</b>	<b>710.6</b>	<b>49.5</b>	<b>134.4</b>		<b>1,005.9</b>			
<b>TOTAL TH.CASES</b>	<b>2008-09</b>	<b>9.5</b>	<b>18.5</b>	<b>2.9</b>				<b>30.8</b>		
<b>TOTAL TH.CASES</b>	<b>2007-08</b>	<b>2.5</b>	<b>37.2</b>	<b>1.4</b>	<b>2.2</b>				<b>43.3</b>	
<b>TOTAL TH.CASES</b>	<b>2006-07</b>	<b>6.6</b>	<b>86.7</b>	<b>2.9</b>	<b>13.4</b>					<b>109.6</b>

Turners & Growers International

Phone: 64 (9) 5738700

Fax: 64 (9) 5738799

e-mail: kevin.wong@turnersandgrowers.com

Contact: Kevin Wong

[www.turnersandgrowers.com](http://www.turnersandgrowers.com)

8 Monahan Road, Mt Wellington

PO Box 56, Auckland

New Zealand



### Main Species Detail

Season 2008/2009 (Tons)

EXPORTER	GRAPE	PLUM	TOTAL TONS			TOTAL TH.CASES		
			2008-09	2007-08	2006-07	2008-09	2007-08	2006-07
Frutamerica S.A. Exp.	153.3		153.3	125.4		18.7	15.3	
Noble Fruit S.A.	106.3	40.3	146.6			17.4		
San Clemente S.A., Exp.	19.4		19.4			2.4		
Trinidad Exports S.A.	18.7		18.7	17.7		2.3	2.2	
Zebra Ltda. Fruticola	17.7		17.7			2.2		
<b>TOTAL TONS</b>	<b>2008-09</b>	<b>315.4</b>	<b>40.3</b>	<b>355.7</b>				
<b>TOTAL TONS</b>	<b>2007-08</b>	<b>322.8</b>	<b>46.2</b>	<b>369.0</b>				
<b>TOTAL TONS</b>	<b>2006-07</b>	<b>282.1</b>	<b>215.9</b>		<b>498.0</b>			
<b>TOTAL TH.CASES</b>	<b>2008-09</b>	<b>38.5</b>	<b>4.5</b>			<b>42.9</b>		
<b>TOTAL TH.CASES</b>	<b>2007-08</b>	<b>40.0</b>	<b>5.1</b>				<b>45.1</b>	
<b>TOTAL TH.CASES</b>	<b>2006-07</b>	<b>34.4</b>	<b>24.0</b>					<b>58.4</b>





samhsu@ms95.url.com.tw

No. 5 Industrial 2nd Rd., Industrial Zone  
Taichung  
Taiwan

Top Fruit Enterprise Co. Ltd.

Phone: 886 (4) 25392225  
Fax: 886 (4) 23594606  
e-mail: top.fruit@msa.hinet.net  
Contact: Sam Hsu

### Main Species Detail

Season 2008/2009 (Tons)

EXPORTER	APPLE	GRAPE	PLUM	CHERRY	NECTARIN	TOTAL TONS			TOTAL TH.CASES		
						2008-09	2007-08	2006-07	2008-09	2007-08	2006-07
Soc. Agric. Comercial Ltda. (Agricom)	159.4					159.4	338.2	59.8	8.3	17.5	3.1
Rucarav S.A., Exportadora y Servicios	39.9		21.6			61.5	21.6	99.7	4.6	2.4	6.6
Chilefarms S.A.		59.0				59.0	59.0		7.2	7.2	
Fresh Export Ltda.			21.2			21.2		21.6	2.4		2.4
Magna Trading S.A., Exportadora		17.7				17.7			2.2		
San Sebastian Ltda., Exp.				11.5		11.5			2.3		
<b>TOTAL TONS</b>	2008-09	199.3	76.8	42.8	11.5	330.3					
<b>TOTAL TONS</b>	2007-08	379.1	95.7		5.7	21.6	502.1				
<b>TOTAL TONS</b>	2006-07	199.5	93.8			21.6		314.9			
<b>TOTAL TH.CASES</b>	2008-09	10.5	9.4	4.8	2.3				26.9		
<b>TOTAL TH.CASES</b>	2007-08	19.6	11.7		1.1	2.4				34.8	
<b>TOTAL TH.CASES</b>	2006-07	10.6	11.4			2.4					24.4



11F, 60, Min Tzu Rd  
22065 Panchiao City, Taipei  
Taiwan

Glitter Gem Enterprise Co., Ltd.

Phone: 886 (2) 29642700  
Fax: 886 (2) 29642657  
Contact: Carol Wu

### Main Species Detail

Season 2008/2009 (Tons)

EXPORTER	NECTARIN	CHERRY	GRAPE	APPLE	PLUM	TOTAL TONS			TOTAL TH.CASES		
						2008-09	2007-08	2006-07	2008-09	2007-08	2006-07
Delifruit S.A	168.5	2.7	37.4			208.5	246.2	239.8	23.8	27.8	28.8
Mever Ltda., Exportaciones		52.8				52.8	79.3		14.8	17.6	
Euroamérica S.A., Frutera			37.4			37.4			4.6		
Cont. del Sur Ltda., Exp.		17.6				17.6			3.5		
Sevio Troncoso		7.1				7.1			1.4		
<b>TOTAL TONS</b>	2008-09	168.5	80.1	74.8		323.4					
<b>TOTAL TONS</b>	2007-08	216.0	260.0	46.8	1,290.9		1,813.6				
<b>TOTAL TONS</b>	2006-07	388.8	93.2	88.6	842.6	63.9		1,477.1			
<b>TOTAL TH.CASES</b>	2008-09	18.7	20.2	9.1					48.1		
<b>TOTAL TH.CASES</b>	2007-08	24.0	53.7	5.7	65.4					148.9	
<b>TOTAL TH.CASES</b>	2006-07	43.2	18.6	10.8	42.9	7.1					122.6



Park in Shop

Hong Kong

### Main Species Detail

Season 2008/2009 (Tons)

EXPORTER	GRAPE	APPLE	CHERRY	PLUM	KIWIS	NECTARIN	PEACH	BLUEB	TOTAL TONS			TOTAL TH.CASES		
									2008-09	2007-08	2006-07	2008-09	2007-08	2006-07
Frutamerica S.A., Exp.	109.1								109.1	89.5		13.3	10.9	
Noble Fruit S.A.		37.8	1.2		22.4				61.4			4.5		
David del Curto S.A.			40.0	2.2		3.2	1.6		46.9			8.9		
Southern Fruit, Exportadora		21.3		20.2					41.5			3.3		
San Fco. Lo Garcés, Soc. Ltda.				15.0		7.5			22.4			2.5		
Others			17.8	20.2				0.3	38.2	101.6	95.3	6.0	8.0	10.2
<b>TOTAL TONS</b>	2008-09	109.1	59.1	59.0	57.5	22.4	10.6	1.6	0.3	319.6				
<b>TOTAL TONS</b>	2007-08	110.1	59.5		21.6					191.2				
<b>TOTAL TONS</b>	2006-07	36.5	20.9	0.3	36.4				1.2		95.3			
<b>TOTAL TH.CASES</b>	2008-09	13.3	3.1	11.8	6.4	2.2	1.2	0.2	0.2			38.4		
<b>TOTAL TH.CASES</b>	2007-08	13.4	3.1		2.4								18.9	
<b>TOTAL TH.CASES</b>	2006-07	4.4	1.1	0.06	3.8				0.8					10.2

**United Fruit Ltd.**

Phone: 852 25417200

Fax: 852 25414304

19/ F Hollyw ood Centre

233, Hollyw ood Road

Hong Kong


**Main Species Detail**

Season 2008/2009 (Tons)

EXPORTER	GRAPE	PLUM	CHERRY	TOTAL TONS			TOTAL TH.CASES		
				2008-09	2007-08	2006-07	2008-09	2007-08	2006-07
Montolin S.A., Agrícola e Inmobiliaria	303.9			303.9	37.4		37.1	4.6	
TOTAL TONS 2008-09	303.9			303.9					
TOTAL TONS 2007-08	129.9	41.5	3.8		175.2				
TOTAL TONS 2006-07	90.5	108.0				198.5			
TOTAL TH.CASES 2008-09	37.1						37.1		
TOTAL TH.CASES 2007-08	15.8	4.6	0.8					21.2	
TOTAL TH.CASES 2006-07	11.0	12.0							23.0

**Chinafaith Worldwide Limited**


Phone: 852 35832133

Fax: 852 35832117

Rm 2205, 22/F, Hip Kw an Commercial Bldg

38 Pitt Street, Yaumatei, Kow loon

Hong Kong


**Main Species Detail**

Season 2008/2009 (Tons)

EXPORTER	GRAPE	APPLE	PLUM	CHERRY	TOTAL TONS			TOTAL TH.CASES		
					2008-09	2007-08	2006-07	2008-09	2007-08	2006-07
Verfrut S.A., Sociedad Exportadora	62.0	40.9			102.9			9.7		
Aeronegocios Valles del Norte Ltda	74.8				74.8			9.1		
Quintav S.A., Exportadora	56.1			1.7	57.8			7.2		
Agrícola Los Mayos Ltda.			22.0		22.0			2.4		
Gestión de Export. Frut. S.A.(Gesex)			21.6		21.6			2.4		
Others		20.4		2.4	22.8	4.2	53.1	1.5	0.8	6.5
TOTAL TONS 2008-09	192.9	61.3	43.6	4.1	301.9					
TOTAL TONS 2007-08				4.2		4.2				
TOTAL TONS 2006-07	53.1						53.1			
TOTAL TH.CASES 2008-09	23.5	3.2	4.8	0.8				32.4		
TOTAL TH.CASES 2007-08				0.8					0.8	
TOTAL TH.CASES 2006-07	6.5									6.5

**Progressive Enterprises Limited**

Phone: 64 (9) 255 3082

Fax: 64 (9) 573 6514

e-mail: stuart.johnston@progressive.co.nz

Contact: Stuart Johnston

[www.progressive.co.nz](http://www.progressive.co.nz)

80 Favona Rd.

Mangere, Auckland

New Zealand


**PROGRESSIVE  
ENTERPRISES  
LIMITED**
**Main Species Detail**

Season 2008/2009 (Tons)

EXPORTER	GRAPE	TOTAL TONS			TOTAL TH.CASES		
		2008-09	2007-08	2006-07	2008-09	2007-08	2006-07
Disa S.A. Exportadora	87.8	87.8	56.1	205.2	10.8	6.8	25.6
Grow Logistic S.A.	54.3	54.3	56.1		6.6	6.8	
Grow Southwest S.A.	37.4	37.4	18.4		4.6	2.3	
Quintav S.A., Exportadora	35.4	35.4	46.9	42.5	4.3	5.7	5.2
Others	70.8	70.8	220.0	682.5	8.6	26.8	83.2
TOTAL TONS 2008-09	285.7	285.7					
TOTAL TONS 2007-08	397.5		397.5				
TOTAL TONS 2006-07	930.2			930.2			
TOTAL TH.CASES 2008-09	34.9				34.9		
TOTAL TH.CASES 2007-08	48.5					48.5	
TOTAL TH.CASES 2006-07	114.0						114.0



Globewide Trading  
The Philippines

### Main Species Detail

Season 2008/2009 (Tons)

EXPORTER	GRAPE	KIWIS	TOTAL TONS			TOTAL TH.CASES		
			2008-09	2007-08	2006-07	2008-09	2007-08	2006-07
Desarrollo Agrario S.A.	93.5		93.5			11.4		
Green Valley Ltda., Exportadora	37.4		37.4	56.1		4.6	6.8	
Tresette Importadora Ltda.	37.2		37.2	94.4	19.0	4.5	11.5	2.3
Montolin S.A., Agrícola e Inmobiliaria	20.7		20.7			2.5		
Others	94.5		94.5	147.3	37.6	11.5	18.0	4.3
<b>TOTAL TONS</b>	<b>2008-09</b>	<b>283.2</b>						
<b>TOTAL TONS</b>	<b>2007-08</b>	<b>297.8</b>		<b>297.8</b>				
<b>TOTAL TONS</b>	<b>2006-07</b>	<b>41.5</b>	<b>15.1</b>		<b>56.6</b>			
<b>TOTAL TH.CASES</b>	<b>2008-09</b>	<b>34.5</b>				<b>34.5</b>		
<b>TOTAL TH.CASES</b>	<b>2007-08</b>	<b>36.3</b>					<b>36.3</b>	
<b>TOTAL TH.CASES</b>	<b>2006-07</b>	<b>5.1</b>	<b>1.6</b>					<b>6.6</b>



Dae Wang G & T  
South Korea

### Main Species Detail

Season 2008/2009 (Tons)

EXPORTER	GRAPE	TOTAL TONS			TOTAL TH.CASES		
		2008-09	2007-08	2006-07	2008-09	2007-08	2006-07
Alquimia Fresh S.A	93.5	93.5			11.4		
David del Curto S.A.	53.1	53.1	17.7		6.5	2.2	
El Parque Ltda. Exportadora v Servicios	38.9	38.9	121.3		4.7	14.8	
Río Blanco Ltda. Exportadora	35.4	35.4			4.3		
Others	55.2	55.2	56.1	182.6	6.7	6.8	22.3
<b>TOTAL TONS</b>	<b>2008-09</b>	<b>276.1</b>					
<b>TOTAL TONS</b>	<b>2007-08</b>	<b>195.1</b>		<b>195.1</b>			
<b>TOTAL TONS</b>	<b>2006-07</b>	<b>182.6</b>		<b>182.6</b>			
<b>TOTAL TH.CASES</b>	<b>2008-09</b>	<b>33.7</b>			<b>33.7</b>		
<b>TOTAL TH.CASES</b>	<b>2007-08</b>	<b>23.8</b>				<b>23.8</b>	
<b>TOTAL TH.CASES</b>	<b>2006-07</b>	<b>22.3</b>					<b>22.3</b>



No. 25, Lane 700, Cheu Kuang Road  
Pusin Tow nship, Changhua County  
Taiwan

Jih Hao Trading Co., Ltd.  
Phone: 886 (4) 8329689  
Fax: 886 (4) 8538260  
e-mail: jj163983@ms37.hinet.net

### Main Species Detail

Season 2008/2009 (Tons)

EXPORTER	APPLE	NECTARIN	PLUM	GRAPE	TOTAL TONS			TOTAL TH.CASES		
					2008-09	2007-08	2006-07	2008-09	2007-08	2006-07
Copefrut S.A.	85.1				85.1			4.3		
Gestión de Export. Frut. S.A.(Gesex)		43.2	21.6	15.2	80.0	43.2	43.2	9.1	4.8	4.8
Orion Pacific Internacional, Inc.		69.1			69.1			7.7		
Jaime Soler S.A., Agroindustrial	40.4				40.4			2.1		
<b>TOTAL TONS</b>	<b>2008-09</b>	<b>125.6</b>	<b>112.3</b>	<b>21.6</b>	<b>15.2</b>	<b>274.7</b>				
<b>TOTAL TONS</b>	<b>2007-08</b>		<b>21.6</b>	<b>21.6</b>			<b>43.2</b>			
<b>TOTAL TONS</b>	<b>2006-07</b>		<b>108.0</b>	<b>43.2</b>				<b>151.2</b>		
<b>TOTAL TH.CASES</b>	<b>2008-09</b>	<b>6.4</b>	<b>12.5</b>	<b>2.4</b>	<b>1.9</b>			<b>23.1</b>		
<b>TOTAL TH.CASES</b>	<b>2007-08</b>		<b>2.4</b>	<b>2.4</b>					<b>4.8</b>	
<b>TOTAL TH.CASES</b>	<b>2006-07</b>		<b>12.0</b>	<b>4.8</b>						<b>16.8</b>

Amanda & Vincent Resources Co.

Phone: 886 (4) 22349500

Fax: 886 (4) 22366134

e-mail: mmnav@ms7.hinet.net

Contact: Vincent Tseng

[www.appletotaiwan.tidi.tw](http://www.appletotaiwan.tidi.tw)

No.140, Tien-Hsians St.

Taichung, 40436

Taiwan



## Main Species Detail

Season 2008/2009 (Tons)

EXPORTER	APPLE	CHERRY	PLUM	GRAPE	NECTARIN	TOTAL TONS			TOTAL TH.CASES		
						2008-09	2007-08	2006-07	2008-09	2007-08	2006-07
Southern Fruit, Exportadora	61.3		20.2	19.7		101.1	42.6		7.8	4.7	
Jaime Soler S.A., Agroindustrial		42.9	7.1		13.1	63.1	187.7	67.6	10.8	23.1	4.5
Soc. Agric. Comercial Ltda. (Aricom)	59.3					59.3	120.6		3.1	6.3	
Southern Fruit S.A.			20.2			20.2			2.2		
Rucarav S.A., Exportadora v Servicios	19.8					19.8		144.2	1.1		7.5
Others		8.3				8.3	327.3	569.3	1.7	27.6	31.3
<b>TOTAL TONS</b>	<b>2008-09</b>	<b>140.3</b>	<b>51.2</b>	<b>47.4</b>	<b>19.7</b>	<b>13.1</b>	<b>271.7</b>				
<b>TOTAL TONS</b>	<b>2007-08</b>	<b>378.8</b>	<b>83.5</b>	<b>42.6</b>	<b>110.8</b>	<b>62.4</b>	<b>678.1</b>				
<b>TOTAL TONS</b>	<b>2006-07</b>	<b>761.2</b>	<b>19.9</b>					<b>781.1</b>			
<b>TOTAL TH.CASES</b>	<b>2008-09</b>	<b>7.4</b>	<b>10.2</b>	<b>5.3</b>	<b>2.4</b>	<b>1.5</b>			<b>26.8</b>		
<b>TOTAL TH.CASES</b>	<b>2007-08</b>	<b>19.8</b>	<b>16.8</b>	<b>4.7</b>	<b>13.5</b>	<b>6.9</b>			<b>61.8</b>		
<b>TOTAL TH.CASES</b>	<b>2006-07</b>	<b>39.2</b>	<b>4.0</b>								<b>43.2</b>

E. Durasaimy & Bros

India



## Main Species Detail

Season 2008/2009 (Tons)

EXPORTER	APPLE	TOTAL TONS			TOTAL TH.CASES		
		2008-09	2007-08	2006-07	2008-09	2007-08	2006-07
Verfrut S.A., Sociedad Exportadora	203.5	203.5			9.9		
Aconcaqua Ltda, Exp. (Aconex)	45.2	45.2			2.2		
C v D Internacional S.A.	22.3	22.3			1.1		
<b>TOTAL TONS</b>	<b>2008-09</b>	<b>271.1</b>	<b>271.1</b>				
<b>TOTAL TONS</b>	<b>2007-08</b>	<b>549.8</b>	<b>549.8</b>				
<b>TOTAL TONS</b>	<b>2006-07</b>	<b>512.3</b>		<b>512.3</b>			
<b>TOTAL TH.CASES</b>	<b>2008-09</b>	<b>13.3</b>			<b>13.3</b>		
<b>TOTAL TH.CASES</b>	<b>2007-08</b>	<b>27.1</b>				<b>27.1</b>	
<b>TOTAL TH.CASES</b>	<b>2006-07</b>	<b>25.6</b>					<b>25.6</b>

PT Indofresh Indonesia

Phone: 62 (21) 6280333

Fax: 62 (21) 6398890

Contact: Andri Hendrarsin

Jalan Parang Tritis Raya No.3, Ancol Barat

Jakarta, Jakarta Raya

Indonesia



## Main Species Detail

Season 2008/2009 (Tons)

EXPORTER	GRAPE	APPLE	KIWIS	TOTAL TONS			TOTAL TH.CASES		
				2008-09	2007-08	2006-07	2008-09	2007-08	2006-07
Chilefarms S.A.	155.0			155.0			18.9		
Unifrutti Traders Ltda.	52.6			52.6	177.9	43.6	6.4	20.2	3.4
Raimapu S.A.	37.1			37.1			4.5		
Jaime Prohens V. v Cia.Ltda.	18.7			18.7			2.3		
<b>TOTAL TONS</b>	<b>2008-09</b>	<b>263.4</b>		<b>263.4</b>					
<b>TOTAL TONS</b>	<b>2007-08</b>	<b>232.1</b>	<b>44.9</b>		<b>277.0</b>				
<b>TOTAL TONS</b>	<b>2006-07</b>	<b>21.2</b>	<b>22.4</b>			<b>43.6</b>			
<b>TOTAL TH.CASES</b>	<b>2008-09</b>	<b>32.1</b>					<b>32.1</b>		
<b>TOTAL TH.CASES</b>	<b>2007-08</b>	<b>28.3</b>	<b>2.3</b>					<b>30.6</b>	
<b>TOTAL TH.CASES</b>	<b>2006-07</b>	<b>1.2</b>	<b>2.2</b>						<b>3.4</b>



Lee Tak Company  
Hong Kong

### Main Species Detail

Season 2008/2009 (Tons)

EXPORTER	GRAPE	APPLE	BLUEB	PLUM	TOTAL TONS			TOTAL TH.CASES		
					2008-09	2007-08	2006-07	2008-09	2007-08	2006-07
El Almendro S.A		98.8			98.8			5.1		
Easter Island S.A	56.0				56.0			6.8		
Río Blanco Ltda. Exportadora	35.4				35.4			4.3		
Fresh Land Chile S.A.	35.3				35.3	35.4		4.3	4.3	
Vao Exoort Chile Ltda		19.6			19.6			1.0		
El Paroué Ltda. Exportadora v Servicios	17.7				17.7			2.2		
<b>TOTAL TONS</b>	<b>2008-09</b>	<b>144.4</b>	<b>118.3</b>		<b>262.8</b>					
<b>TOTAL TONS</b>	<b>2007-08</b>	<b>207.1</b>		<b>1.4</b>		<b>208.4</b>				
<b>TOTAL TONS</b>	<b>2006-07</b>	<b>17.7</b>		<b>22.4</b>			<b>40.1</b>			
<b>TOTAL TH.CASES</b>	<b>2008-09</b>	<b>17.6</b>	<b>6.2</b>					<b>23.8</b>		
<b>TOTAL TH.CASES</b>	<b>2007-08</b>	<b>28.0</b>		<b>0.9</b>					<b>28.9</b>	
<b>TOTAL TH.CASES</b>	<b>2006-07</b>	<b>2.2</b>		<b>2.2</b>						<b>4.4</b>



[www.taebongfresh.com](http://www.taebongfresh.com)

111-6, WOOSIN-RI, Seonghw an-eup  
Cheonan-si, Chungnam 330-808  
South Korea

Tae Bong Int'l Co., Ltd

Phone: 82 (41) 5811981  
Fax: 82 (41) 5811986  
e-mail: taebong@taebongfresh.com  
Contact: Jae Woo Shim

### Main Species Detail

Season 2008/2009 (Tons)

EXPORTER	GRAPE	KIWIS	TOTAL TONS			TOTAL TH.CASES		
			2008-09	2007-08	2006-07	2008-09	2007-08	2006-07
Terrafrut S.A	130.9		130.9	79.4	19.7	16.0	9.2	2.4
Cienago Ltda.	74.8		74.8			9.1		
Jaime Prohens V. v Cia.Ltda.	56.1		56.1			6.8		
<b>TOTAL TONS</b>	<b>2008-09</b>	<b>261.7</b>	<b>261.7</b>					
<b>TOTAL TONS</b>	<b>2007-08</b>	<b>669.1</b>	<b>70.4</b>		<b>739.5</b>			
<b>TOTAL TONS</b>	<b>2006-07</b>	<b>249.9</b>	<b>44.8</b>		<b>294.7</b>			
<b>TOTAL TH.CASES</b>	<b>2008-09</b>	<b>31.9</b>				<b>31.9</b>		
<b>TOTAL TH.CASES</b>	<b>2007-08</b>	<b>81.6</b>	<b>7.0</b>				<b>88.6</b>	
<b>TOTAL TH.CASES</b>	<b>2006-07</b>	<b>30.5</b>	<b>4.5</b>					<b>35.0</b>



218 Pandan Loop  
Singapore 128408  
Singapore

Freshmart Singapore Pte. Ltd.

Phone: 65 67797111  
Fax: 65 67796237  
e-mail: contactus@fmart.com.sg  
Contact: Peter Koh

### Main Species Detail

Season 2008/2009 (Tons)

EXPORTER	PLUM	CHERRY	BLUEB	GRAPE	PEAR	TOTAL TONS			TOTAL TH.CASES		
						2008-09	2007-08	2006-07	2008-09	2007-08	2006-07
Agricola Los Mavos Ltda.	88.7					88.7		43.2	9.9		4.8
Copefrut S.A.	72.0					72.0			7.2		
San Fco. Lo Garces. Soc. Ltda.	43.9	1.3				45.2		24.2	4.8		2.5
Frucentro S.A.	43.2					43.2			3.5	4.8	0.7
Los Lirios S.A. Exportadora		4.2				4.2	1.0	0.6	0.8	0.2	0.1
Others		1.6	0.3			2.0	112.7	24.4	0.6	14.8	1.6
<b>TOTAL TONS</b>	<b>2008-09</b>	<b>247.8</b>	<b>7.1</b>	<b>0.3</b>		<b>255.3</b>					
<b>TOTAL TONS</b>	<b>2007-08</b>	<b>40.3</b>	<b>19.9</b>		<b>53.5</b>		<b>113.7</b>				
<b>TOTAL TONS</b>	<b>2006-07</b>	<b>66.7</b>	<b>6.2</b>			<b>23.0</b>		<b>95.9</b>			
<b>TOTAL TH.CASES</b>	<b>2008-09</b>	<b>26.4</b>	<b>1.4</b>	<b>0.2</b>					<b>28.1</b>		
<b>TOTAL TH.CASES</b>	<b>2007-08</b>	<b>4.5</b>	<b>4.0</b>		<b>6.5</b>					<b>15.0</b>	
<b>TOTAL TH.CASES</b>	<b>2006-07</b>	<b>7.2</b>	<b>1.2</b>			<b>1.3</b>					<b>9.7</b>

Global Fruits Pte. Ltd.  
India



## Main Species Detail

Season 2008/2009 (Tons)

EXPORTER	GRAPE	APPLE	TOTAL TONS			TOTAL TH.CASES		
			2008-09	2007-08	2006-07	2008-09	2007-08	2006-07
San Clemente S.A., Exp.		100.4	100.4			5.2		
Brown Ltda. Agrícola	91.5		91.5	70.8		11.2	8.6	
Pocuro Ltda.	37.4		37.4			4.6		
Scramble Ltda., Ases. e Inv.	17.7		17.7			2.2		
<b>TOTAL TONS</b> 2008-09	146.6	100.4	247.0					
<b>TOTAL TONS</b> 2007-08	144.6			144.6				
<b>TOTAL TONS</b> 2006-07	72.4	23.8			96.2			
<b>TOTAL TH.CASES</b> 2008-09	17.9	5.2				23.0		
<b>TOTAL TH.CASES</b> 2007-08	17.6						17.6	
<b>TOTAL TH.CASES</b> 2006-07	8.8	1.2						10.0

United Produce Company LTS

Taiwan



## Main Species Detail

Season 2008/2009 (Tons)

EXPORTER	APPLE	GRAPE	KIWIS	TONS		TH.CAS	
				2008-09	2008-09	2008-09	2008-09
MoreFruits Ltda., Exp. v Com.	80.6			80.6	4.0		
Brown Ltda. Agrícola		73.8		73.8	9.0		
Prize Ltda., Exportadora			52.8	52.8	5.3		
Agrisouth Estates Chile S.A.	19.8			19.8	1.0		
Magna Trading S.A., Exportadora		16.7		16.7	2.0		
<b>TOTAL TONS</b> 2008-09	100.4	90.5	52.8	243.7			
<b>TOTAL TH.CASES</b> 2008-09	5.1	11.0	5.3		21.4		

Maru Marco Enterprise Co.

Phone: 886 (4) 22349500

Fax: 886 (4) 22366134

e-mail: mnav@ms7.hinet.net

Contact: Vincent Tseng

[www.appletotaiwan.tidi.tw](http://www.appletotaiwan.tidi.tw)

No. 140, Tien - Hsiang St.

Taichung, 40436

Taiwan



## Main Species Detail

Season 2008/2009 (Tons)

EXPORTER	APPLE	GRAPE	NECTARIN	PLUM	TOTAL TONS		TOTAL TH.CASES	
					2008-09	2006-07	2008-09	2006-07
Jaime Soler S.A., Agroindustrial	141.5				141.5		7.4	
MoreFruits Ltda., Exp. v Com.	101.7				101.7		5.1	
<b>TOTAL TONS</b> 2008-09	243.2				243.2			
<b>TOTAL TONS</b> 2006-07	21.3	225.0	64.8	21.2		332.4		
<b>TOTAL TH.CASES</b> 2008-09	12.5						12.5	
<b>TOTAL TH.CASES</b> 2006-07	1.1	27.4	7.2	2.4				38.1



Room 11, 7/F, 121 Chung Ching Road  
Section 1. Taipei  
Taiwan

Unigreen Fruits Co.  
Phone: 886 (2) 23713251  
Fax: 886 (2) 23312140

### Main Species Detail

Season 2008/2009 (Tons)

EXPORTER	APPLE	GRAPE	CHERRY	NECTARIN	PLUM	TOTAL TONS			TOTAL TH.CASES		
						2008-09	2007-08	2006-07	2008-09	2007-08	2006-07
San Fernando S.A., Frutera (Frusan)	186.5	37.4	18.4			242.3	223.3	81.8	17.8	15.5	4.2
<b>TOTAL TONS</b>	2008-09	186.5	37.4	18.4		242.3					
<b>TOTAL TONS</b>	2007-08	186.2	18.7	18.4			223.3				
<b>TOTAL TONS</b>	2006-07	81.8		21.0	86.9	43.2		232.9			
<b>TOTAL TH.CASES</b>	2008-09	9.6	4.6	3.7					17.8		
<b>TOTAL TH.CASES</b>	2007-08	9.6	2.3	3.7						15.5	
<b>TOTAL TH.CASES</b>	2006-07	4.2		4.2	9.6	4.8					22.8



Nº 23, Lane 167. Ching-An Rd.  
Chung-Ho City, Taipei  
Taiwan

La Fruition Co., Ltda.  
Phone: 886 (2) 29425808  
Fax: 886 (2) 29400543  
e-mail: darryl1706@hotmail.com  
Contact: Darryl Lin

### Main Species Detail

Season 2008/2009 (Tons)

EXPORTER	GRAPE	NECTARIN	CHERRY	PLUM	APPLE	TOTAL TONS			TOTAL TH.CASES		
						2008-09	2007-08	2006-07	2008-09	2007-08	2006-07
Córoora Agrícola S.A.	86.2					86.2			10.4		
Fresh Export Ltda.			19.5	21.2		40.7	38.0		6.3	5.7	
Chilifresh Ltda., Servicios		20.1	3.7			23.8	1.0		3.0	0.1	
Aconcaqua Ltda. Exp. (Aconex)		20.2				20.2			2.2		
Soc.Agrícola Y Com.Greenagro		19.2				19.2			2.4		
Others	51.0		1.1			52.1	161.6	132.5	6.7	19.0	13.1
<b>TOTAL TONS</b>	2008-09	137.2	59.4	24.3	21.2	242.2					
<b>TOTAL TONS</b>	2007-08	70.8	66.5	20.6	42.6		200.6				
<b>TOTAL TONS</b>	2006-07	70.8	20.0		0.8	40.9		132.5			
<b>TOTAL TH.CASES</b>	2008-09	16.8	6.9	4.9	2.4				30.9		
<b>TOTAL TH.CASES</b>	2007-08	8.6	7.4	4.1	4.7					24.9	
<b>TOTAL TH.CASES</b>	2006-07	8.6	2.2		0.09	2.1					13.1



Condao Sea P.T.  
Vietnam

### Main Species Detail

Season 2008/2009 (Tons)

EXPORTER	APPLE	GRAPE	TOTAL TONS			TOTAL TH.CASES		
			2008-09	2007-08	2006-07	2008-09	2007-08	2006-07
Copefruit S.A.	118.6		118.6	40.4		6.2	2.1	
Fruit Grower Chile S.A. Exportadora	57.5		57.5			3.0		
Fruval S.A., Exportadora	19.6		19.6			1.0		
Euroamérica S.A., Frutera		18.7	18.7			2.3		
Contador Frutos S.A.		18.4	18.4	37.4	36.0	2.2	4.6	4.6
<b>TOTAL TONS</b>	2008-09	195.6	37.1	232.7				
<b>TOTAL TONS</b>	2007-08	79.5	73.9	153.4				
<b>TOTAL TONS</b>	2006-07	99.8		191.9				
<b>TOTAL TH.CASES</b>	2008-09	10.3	4.5			14.8		
<b>TOTAL TH.CASES</b>	2007-08	4.2	9.0				13.2	
<b>TOTAL TH.CASES</b>	2006-07	5.1	11.4					16.5

Tesco Thailand  
Thailand



### Main Species Detail

Season 2008/2009 (Tons)

EXPORTER	GRAPE	TONS		TH.CAS	
		2008-09	2008-09	2008-09	2008-09
Gestión de Export. Frut. S.A.(Gesex)	230.3	230.3	28.1		
<b>TOTAL TONS</b>	<b>2008-09</b>	<b>230.3</b>	<b>230.3</b>		
<b>TOTAL TH.CASES</b>	<b>2008-09</b>	<b>28.1</b>		<b>28.1</b>	

Issha Import Sdn Bhd

Malaysia



### Main Species Detail

Season 2008/2009 (Tons)

EXPORTER	PLUM	GRAPE	NECTARIN	TONS		TH.CAS	
				2008-09	2008-09	2008-09	2008-09
Copefrut S.A.	72.0			72.0	7.2		
Jaime Prohens V. v Cia.Ltda.		56.1		56.1	6.8		
San Fco. Lo Garces. Soc. Ltda.	41.4		4.3	45.7	5.1		
Brown Ltda. Agrícola		35.4		35.4	4.3		
Cerro Campanario Ltda. Soc. Agríc.		20.1		20.1	2.5		
<b>TOTAL TONS</b>	<b>2008-09</b>	<b>113.4</b>	<b>111.6</b>	<b>4.3</b>	<b>229.4</b>		
<b>TOTAL TH.CASES</b>	<b>2008-09</b>	<b>11.8</b>	<b>13.6</b>	<b>0.5</b>	<b>25.9</b>		

Chiao Yaow Trading Co., Ltd.

Phone: 886 (4) 2355 0603

Fax: 886 (4) 2355 0591

e-mail: 11213489@ms74.hinet.net

Contact: Frank Liu

1F., 52, Lane 43, Ta Hsin Rd., Tan-Tzu Hsiang

42741 Taichung Hsien

Taiwan



### Main Species Detail

Season 2008/2009 (Tons)

EXPORTER	GRAPE	NECTARIN	APPLE	CHERRY	TOTAL TONS			TOTAL TH.CASES		
					2008-09	2007-08	2006-07	2008-09	2007-08	2006-07
Frucentro S.A.	70.8				70.8	38.4		8.6	7.7	
Fresh Land Chile S.A.			41.2		41.2	104.0		2.1	5.2	
Trinidad Exports S.A.	35.3				35.3	59.5		4.6	4.4	
Orion Pacific Internacional. Inc.		23.0			23.0	26.2		2.6	3.3	
Delifruit S.A		21.6			21.6			2.4		
Others	17.7			18.8	36.5	271.0	105.0	5.9	24.8	11.1
<b>TOTAL TONS</b>	<b>2008-09</b>	<b>123.9</b>	<b>44.6</b>	<b>41.2</b>	<b>18.8</b>	<b>228.5</b>				
<b>TOTAL TONS</b>	<b>2007-08</b>	<b>110.2</b>	<b>43.2</b>	<b>282.5</b>	<b>63.2</b>		<b>499.1</b>			
<b>TOTAL TONS</b>	<b>2006-07</b>	<b>37.4</b>	<b>43.2</b>	<b>21.1</b>	<b>3.3</b>			<b>105.0</b>		
<b>TOTAL TH.CASES</b>	<b>2008-09</b>	<b>15.4</b>	<b>5.0</b>	<b>2.1</b>	<b>3.8</b>			<b>26.1</b>		
<b>TOTAL TH.CASES</b>	<b>2007-08</b>	<b>13.4</b>	<b>4.8</b>	<b>14.5</b>	<b>12.6</b>				<b>45.3</b>	
<b>TOTAL TH.CASES</b>	<b>2006-07</b>	<b>4.6</b>	<b>4.8</b>	<b>1.1</b>	<b>0.7</b>					<b>11.1</b>





ROC International LLC  
Hong Kong

### Main Species Detail

Season 2008/2009 (Tons)

EXPORTER	APPLE	TOTAL TONS		TOTAL TH.CASES	
		2008-09	2006-07	2008-09	2006-07
Frutasol Chile S.A., Exportadora	226.5	226.5		11.7	
TOTAL TONS	2008-09	226.5			
TOTAL TONS	2006-07		40.9		
TOTAL TH.CASES	2008-09	11.7		11.7	
TOTAL TH.CASES	2006-07	2.1			2.1



1-13-13 Tsukiji  
Chuo-Ku, Tokyo  
Japan

Fuji Corporation, Tsjiki  
Phone: 81 (3) 35420242

### Main Species Detail

Season 2008/2009 (Tons)

EXPORTER	KIWIS	LEMON	GRAPE	CHERRY	ORANGE	CLEMINT	TOTAL TONS			TOTAL TH.CASES		
							2008-09	2007-08	2006-07	2008-09	2007-08	2006-07
Aqua Santa, Exportadora (Greentree)	112.0						112.0			11.2		
San Fco. Lo Garces, Soc. Ltda.		48.2					48.2	24.0		2.8	2.4	
Rio Tinto S.A.		24.8					24.8			1.4		
Scramble Ltda., Ases. e Inv.			18.7				18.7			2.3		
Euroamérica S.A., Frutera			17.7				17.7			2.2		
Others				2.5			2.5	65.9	1.752.5	0.5	6.9	118.0
TOTAL TONS	2008-09	112.0	72.9	36.4	2.5		223.9					
TOTAL TONS	2007-08	24.0	24.8	35.4	5.7			89.9				
TOTAL TONS	2006-07	69.1	642.7	54.1	8.1	786.9	191.4		1.752.5			
TOTAL TH.CASES	2008-09	11.2	4.2	4.4	0.5					20.4		
TOTAL TH.CASES	2007-08	2.4	1.4	4.3	1.1						9.3	
TOTAL TH.CASES	2006-07	7.2	37.4	6.6	1.6	46.1	19.1					118.0



Goldboy Development Ltd.  
Hong Kong

### Main Species Detail

Season 2008/2009 (Tons)

EXPORTER	GRAPE	KIWIS	APPLE	PLUM	CHERRY	NECTARIN	PLUMCOT	TOTAL TONS			TOTAL TH.CASES		
								2008-09	2007-08	2006-07	2008-09	2007-08	2006-07
Santa Maria S.A., Compañía Frutera	156.2	67.2						223.4	250.1	253.5	25.8	28.6	29.6
TOTAL TONS	2008-09	156.2	67.2					223.4					
TOTAL TONS	2007-08	206.3	22.4	21.4					250.1				
TOTAL TONS	2006-07	208.7	44.8		145.4	100.7	20.5	4.3		524.5			
TOTAL TH.CASES	2008-09	19.1	6.7								25.8		
TOTAL TH.CASES	2007-08	25.2	2.2	1.2								28.6	
TOTAL TH.CASES	2006-07	25.1	4.5		16.2	20.1	2.3	0.5					68.6



Newcore Co., Ltd.  
South Korea



### Main Species Detail

Season 2008/2009 (Tons)

EXPORTER	GRAPE	TONS		TH.CASES	
		2008-09	2008-09	2008-09	2008-09
Dole Chile S.A.	130.9	130.9	16.0		
Los Lirios S.A.. Exportadora	70.8	70.8	8.6		
Compañía Frutera del Norte S.A (CFN)	18.7	18.7	2.3		
<b>TOTAL TONS</b> 2008-09	<b>220.4</b>	<b>220.4</b>			
<b>TOTAL TH.CASES</b> 2008-09	<b>26.9</b>		<b>26.9</b>		

Umina Brothers, Inc.

Phone: 1 (805) 4886658  
Fax: 1 (805) 4880976  
e-mail: umina@umina.com  
Contact: Mark Golden

[www.umina.com](http://www.umina.com)

1601 East Olympic Blvd. Suite 405  
Los Angeles, CA 90021  
U.S.A.



### Main Species Detail

Season 2008/2009 (Tons)

EXPORTER	ORANGE	GRAPE	KIWIS	LEMON	TOTAL TONS			TOTAL TH.CASES		
					2008-09	2007-08	2006-07	2008-09	2007-08	2006-07
Santa Luisa Ltda., Exportadora	97.9				97.9	24.8		5.8	1.4	
Santa Maria S.A.. Compañía Frutera		58.6			58.6			7.2		
Aqua Santa, Exportadora (Greentree)			22.4		22.4			2.2		
Atacama Ltda. Fruticola v Export.		18.7			18.7			2.3		
Frucentro S.A.		17.7			17.7			2.2		
<b>TOTAL TONS</b> 2008-09	<b>97.9</b>	<b>95.1</b>	<b>22.4</b>		<b>215.4</b>					
<b>TOTAL TONS</b> 2007-08				24.8		24.8				
<b>TOTAL TONS</b> 2006-07			45.5	49.5			95.0			
<b>TOTAL TH.CASES</b> 2008-09	<b>5.8</b>	<b>11.6</b>	<b>2.2</b>					<b>19.6</b>		
<b>TOTAL TH.CASES</b> 2007-08				1.4					1.4	
<b>TOTAL TH.CASES</b> 2006-07			4.6	2.9						7.5

China Smart Fruit

Hong Kong



### Main Species Detail

Season 2008/2009 (Tons)

EXPORTER	GRAPE	CHERRY	PLUMCOT	PLUM	TOTAL TONS			TOTAL TH.CASES		
					2008-09	2007-08	2006-07	2008-09	2007-08	2006-07
Santa Maria S.A.. Compañía Frutera	117.6				117.6			14.3		
Noble Fruit S.A.	56.1				56.1			6.8		
Cerro Campanario Ltda. Soc. Agric.	40.3				40.3			4.9		
<b>TOTAL TONS</b> 2008-09	<b>214.1</b>				<b>214.1</b>					
<b>TOTAL TONS</b> 2007-08		1.3				1.3				
<b>TOTAL TONS</b> 2006-07	35.4	4.6	25.9	17.3			83.3			
<b>TOTAL TH.CASES</b> 2008-09	<b>26.1</b>							<b>26.1</b>		
<b>TOTAL TH.CASES</b> 2007-08		0.3							0.3	
<b>TOTAL TH.CASES</b> 2006-07	4.3	0.9	2.9	1.9						10.0



Suri Agro Fresh Pvt.Ltda.  
India

## Main Species Detail

Season 2008/2009 (Tons)

EXPORTER	APPLE	TOTAL TONS			TOTAL TH.CASES		
		2008-09	2007-08	2006-07	2008-09	2007-08	2006-07
Polar Fruit International S.A.	213.7	213.7	475.0	22.7	11.0	18.7	1.1
TOTAL TONS	2008-09	213.7	213.7				
TOTAL TONS	2007-08	475.0		475.0			
TOTAL TONS	2006-07	22.7		22.7			
TOTAL TH.CASES	2008-09	11.0			11.0		
TOTAL TH.CASES	2007-08	18.7				18.7	
TOTAL TH.CASES	2006-07	1.1					1.1



[www.e-nif.co.jp/trade](http://www.e-nif.co.jp/trade)

Akasaka 2-14 Plaza bldg. 2-14-32  
Akasaka, Minato-ku, Tokyo 107-0052  
Japan

Sojitz Foods Corporation

Phone: 81 (3) 62294050  
Fax: 81 (3) 66973080

## Main Species Detail

Season 2008/2009 (Tons)

EXPORTER	KIWIS	AVOCADO	TOTAL TONS			TOTAL TH.CASES		
			2008-09	2007-08	2006-07	2008-09	2007-08	2006-07
Comercial Fruticola S.A.	200.6		200.6	84.1	241.5	20.1	8.4	23.4
Agricola Dalbosco Hnos.v Cia Ltda.		0.05	0.05			0.01		
TOTAL TONS	2008-09	200.6	200.6					
TOTAL TONS	2007-08	84.1		84.1				
TOTAL TONS	2006-07	241.5			241.5			
TOTAL TH.CASES	2008-09	20.1	0.01			20.1		
TOTAL TH.CASES	2007-08	8.4					8.4	
TOTAL TH.CASES	2006-07	23.4						23.4



National Agricultural Cooperativa  
South Korea

## Main Species Detail

Season 2008/2009 (Tons)

EXPORTER	GRAPE	KIWIS	TOTAL TONS			TOTAL TH.CASES		
			2008-09	2007-08	2006-07	2008-09	2007-08	2006-07
Gestión de Export. Frut. S.A.(Gesex)	194.8		194.8	407.3	355.7	23.8	49.7	43.4
TOTAL TONS	2008-09	194.8	194.8					
TOTAL TONS	2007-08	426.0	22.4	448.4				
TOTAL TONS	2006-07	409.1	116.8		525.9			
TOTAL TH.CASES	2008-09	23.8				23.8		
TOTAL TH.CASES	2007-08	51.9	2.2				54.2	
TOTAL TH.CASES	2006-07	49.9	11.7					61.6

Pt.Mulia Raya Agrijaya  
Indonesia



## Main Species Detail

Season 2008/2009 (Tons)

EXPORTER	GRAPE	APPLE	CHERRY	TOTAL TONS			TOTAL TH.CASES		
				2008-09	2007-08	2006-07	2008-09	2007-08	2006-07
Green Valle Lda., Exportadora	74.8			74.8			9.1		
Copefrut S.A.		40.4		40.4			2.1		
Proexport Ltda. Exportadora	37.4			37.4	126.9		4.6	15.5	
Chicureo Ltda.	18.7			18.7			2.3		
Aguas Blancas Ltda, Frutera	18.7			18.7			2.3		
<b>TOTAL TONS</b>	<b>2008-09</b>	<b>149.6</b>	<b>40.4</b>	<b>190.0</b>					
<b>TOTAL TONS</b>	<b>2007-08</b>	<b>202.7</b>		<b>1.3</b>	<b>204.0</b>				
<b>TOTAL TONS</b>	<b>2006-07</b>	<b>35.4</b>		<b>1.0</b>		<b>36.4</b>			
<b>TOTAL TH.CASES</b>	<b>2008-09</b>	<b>18.2</b>	<b>2.1</b>				<b>20.4</b>		
<b>TOTAL TH.CASES</b>	<b>2007-08</b>	<b>24.7</b>		<b>0.3</b>				<b>25.0</b>	
<b>TOTAL TH.CASES</b>	<b>2006-07</b>	<b>4.3</b>		<b>0.2</b>					<b>4.5</b>

Pacific Trading Co. Ltd.

Phone: 81(3) 5847 0581

Fax: 81 (3) 5847 0591

e-mail: yakimoto@ptc.co.jp


Contact: Kazuo Yoshihashi

[www.ptc.co.jp](http://www.ptc.co.jp)

Nihonbashi SOYIC Bldg.,3-11

Nihonbashi Koamicho Chuo-ku Tokyo

Japan



## Main Species Detail

Season 2008/2009 (Tons)

EXPORTER	GRAPE	KIWIS	LEMON	ORANGE	AVOCADO	TOTAL TONS			TOTAL TH.CASES		
						2008-09	2007-08	2006-07	2008-09	2007-08	2006-07
Río Blanco Ltda. Exportadora	100.1					100.1	35.4	85.4	12.2	4.3	10.4
Subsole S.A., Exportadora		48.0				48.0		208.9	4.8		26.8
Copefrut S.A.		21.3				21.3		43.0	2.4		4.5
Santa Cruz S.A., Exportadora	17.7					17.7	42.2	139.1	2.2	3.6	11.3
<b>TOTAL TONS</b>	<b>2008-09</b>	<b>117.8</b>	<b>69.3</b>			<b>187.1</b>					
<b>TOTAL TONS</b>	<b>2007-08</b>	<b>139.6</b>		<b>24.8</b>	<b>24.5</b>		<b>188.9</b>				
<b>TOTAL TONS</b>	<b>2006-07</b>	<b>486.6</b>	<b>90.0</b>	<b>74.3</b>		<b>20.3</b>		<b>671.2</b>			
<b>TOTAL TH.CASES</b>	<b>2008-09</b>	<b>14.4</b>	<b>7.2</b>						<b>21.6</b>		
<b>TOTAL TH.CASES</b>	<b>2007-08</b>	<b>17.0</b>		<b>1.4</b>	<b>1.4</b>					<b>19.9</b>	
<b>TOTAL TH.CASES</b>	<b>2006-07</b>	<b>59.6</b>	<b>9.3</b>	<b>4.3</b>		<b>3.5</b>					<b>76.7</b>

Widson Sound Trading Co., Ltd.

Taiwan



## Main Species Detail

Season 2008/2009 (Tons)

EXPORTER	GRAPE	NECTARIN	PLUM	APPLE	CHERRY	TOTAL TONS			TOTAL TH.CASES		
						2008-09	2007-08	2006-07	2008-09	2007-08	2006-07
Compañía Frutera del Norte S.A (CFN)	74.8					74.8	37.4	224.4	9.1	4.6	27.4
Aconcaqua Ltda. Exp. (Aconex)		61.2				61.2	20.2		6.8	2.2	
Agrícola Los Mavos Ltda.			21.6			21.6	64.8	86.4	2.4	7.2	9.6
Frutexport S.A.	17.7					17.7		37.4	2.2		4.6
<b>TOTAL TONS</b>	<b>2008-09</b>	<b>92.5</b>	<b>61.2</b>	<b>21.6</b>		<b>175.3</b>					
<b>TOTAL TONS</b>	<b>2007-08</b>	<b>73.8</b>	<b>76.3</b>	<b>8.6</b>	<b>39.1</b>		<b>197.9</b>				
<b>TOTAL TONS</b>	<b>2006-07</b>	<b>261.7</b>	<b>64.8</b>	<b>43.2</b>	<b>58.7</b>	<b>6.2</b>		<b>434.5</b>			
<b>TOTAL TH.CASES</b>	<b>2008-09</b>	<b>11.3</b>	<b>6.8</b>	<b>2.4</b>					<b>20.5</b>		
<b>TOTAL TH.CASES</b>	<b>2007-08</b>	<b>9.0</b>	<b>8.5</b>	<b>1.0</b>	<b>2.1</b>					<b>20.5</b>	
<b>TOTAL TH.CASES</b>	<b>2006-07</b>	<b>31.9</b>	<b>7.2</b>	<b>4.8</b>	<b>3.1</b>	<b>1.2</b>					<b>48.2</b>

## Far East Importers By Exporter

Companies under 171.0 tons

Season 2008/2009 (Tons)

CONSIGNEE	EXPORTER	GRAPE	APPLE	KIWIS	PLUM	CHERRY	BLUEB	LEMON	ORANGE	PEAR	NECTARIN	AVOCADO	OTHERS	TONS	CASES
PT Jaka Marintama	Atacama Ltda. Frut. y Exp.	18.7												18.7	2,280
	Cerro Campanario Ltda.	37.4												37.4	4,560
	Fresh Export Ltda.	11.8												11.8	1,440
	Chilefarms S.A.	19.7												19.7	2,400
	Dole Chile S.A.	37.4												37.4	4,560
	San Luis de Yáquil S. A.	26.2												26.2	3,192
	Trinidad Exports S.A.	18.7												18.7	2,280
Shine Food Corporation	El Parque, Exp. y Serv.	39.4												39.4	4,800
	Quintay S.A., Exp.	18.7												18.7	2,280
	San Clemente S.A., Exp.		40.1											40.1	2,058
	San Esteban, Soc Exp.	17.7												17.7	2,160
	Scramble, Ases. e Inv.	53.1												53.1	6,480
Fuh Uei Trading Co.Ltd.	Delifruit S.A										20.2			20.2	2,240
	El Parque, Exp. y Serv.	19.0												19.0	2,322
	Gesex, Gest. Exp. Frut.				63.7						21.6			85.3	9,480
	Agricom, Soc. Agric. Com.	37.4												37.4	4,560
	Greenagro, Soc. Agric.						2.9							2.9	571
Hong Kong Kuen Fung Co.Ltd.	Fruit Grower Chile, Exp.		39.0											39.0	2,051
	Propal S.A., Exportadora								123.8					123.8	7,200
The Fresh Connection	Aconex, Aconcagua Exp.			24.0										24.0	2,400
	Gesex, Gest. Exp. Frut.	138.7												138.7	16,915
Accountee Wool Marine Co., Ltd.	Exser Ltda.	107.8												107.8	13,152
	Santa Cruz S.A., Exp.								48.0					48.0	3,200
S.A. International Inc.	Terramater S.A.		40.4											40.4	2,128
	Trinidad Exports S.A.	37.4		71.4										108.8	11,704
D Fresh Sdn Bhd	Agrícola La Cantera	35.5												35.5	4,332
	Sicor S.A., Agrícola	111.2												111.2	13,560
Day Spring Co. Ltd	Fresh Land Chile S.A.		41.2											41.2	2,058
	Gesex, Gest. Exp. Frut.									43.2				43.2	4,800
	More Fruits Ltda.		40.3											40.3	2,016
	Trinidad Exports S.A.	18.7												18.7	2,280
Lotte Trading Co. Ltd.	Cabo de Hornos S.A.	17.7												17.7	2,160
	La Primavera, Soc. Agríc.	17.7												17.7	2,160
	Aconex, Aconcagua Exp.	35.4												35.4	4,320
	Prontoexport Ltda., Com.	34.4												34.4	4,194
	Dole Chile S.A.	17.7												17.7	2,160
	San Fco. Lo Garces, Soc.	18.9												18.9	2,304
Harvest Fair Holdings Ltd.	Frugal S.A., Exportadora		136.9										136.9	7,203	
Paramount Export	Frucentro S.A.					37.5								37.5	7,497
	Trinidad Exports S.A.	37.4	61.3											98.7	7,752
Artexport Branch	Agrifrut Comercial Ltda.	18.7												18.7	2,280
	Desarrollo Agrario S.A.	112.2												112.2	13,680
C V Kuda Mas	Green Valley Ltda., Exp.	18.7												18.7	2,280
	Proexport Ltda, Exp.	18.7												18.7	2,280
	Cerro Campanario Ltda.	38.1												38.1	4,644
	Rosario Ltda., Agrícola	37.4												37.4	4,560
	Tresette Importadora Ltda.	18.0												18.0	2,196
Nam Chan Co.Ltd.	Euroamérica S.A., Frutera	18.7												18.7	2,280
	Atacama Ltda. Frut. y Exp.	93.5												93.5	11,400
	Contador Frutos S.A.	17.8												17.8	2,280
Indomarco Pismatama	David del Curto S.A.	129.9											129.9	16,068	
UBM Corporation	Copefruit S.A.		20.2											20.2	1,064
	Miemis Ltda, Comercial	35.4												35.4	4,320
	Proexport Ltda, Exp.	35.5												35.5	4,332
	Quintay S.A., Exportadora	8.0												8.0	972
	Agua Blancas Ltda, Frut.	10.3												10.3	1,254
	San Luis de Yáquil S. A.	15.0												15.0	1,824

## Far East Importers By Exporter

Companies under 171 tons

Season 2008/2009 (Tons)

CONSIGNEE	EXPORTER	GRAPE	APPLE	KIWIS	PLUM	CHERRY	BLUEB	LEMON	ORANGE	PEAR	NECTARIN	AVOCADO	OTHERS	TONS	CASES
P. Master International Trading Ltd.	Aconex, Aconcagua Exp.	17.7												17.7	2,160
	Dole Chile S.A.	56.1												56.1	6,840
	Trinidad Exports S.A.			48.0										48.0	4,800
Issue Fruit Trading Co. Ltd.	Terrafrut S.A.	56.1			43.2						21.6			120.9	14,040
Wing Kee Produce Ltda.	Hortifrut Chile S.A.						2.5							2.5	1,680
	Propal S.A., Exportadora			57.0								60.0		117.1	27,008
Cencar Ltd.	Novafrox S.A.	18.3												18.3	1,254
	Proexport Ltda, Exp.	27.1												27.1	3,306
	Frutamerica S.A, Exp.	35.9												35.9	4,374
	Lafrut Export. Agropec.	19.0												19.0	2,322
	Subsole S.A., Exportadora	18.7												18.7	2,280
Hing Lee & Co.	Frucentro S.A.				21.5									21.5	2,394
	Los Lirios S.A., Exp.					1.8								1.8	360
	Río Blanco Ltda, Exp.	93.0				2.5								95.5	11,846
Cedis Papeete	Gesex, Gest. Exp. Frut.	50.4												50.4	6,154
	Río Ltda., Exportadora	2.7								64.2				66.8	1,860
Wang Fat Hong	Gesex, Gest. Exp. Frut.	35.4			43.2									78.6	9,120
	San Luis de Yáquil S. A.	37.4												37.4	4,560
	South Fruits Chile S.A.					1.2								1.2	240
Ifc Trading Company	Aconex, Aconcagua Exp.		22.6											22.6	1,120
	Verfrut S.A., Soc. Exp.		92.6											92.6	4,517
Fast Line Trading	Hortifrut Chile S.A.						0.4							0.4	240
	Brown Ltda, Agrícola	112.5												112.5	13,680
Farm Glory Co., Ltd.	Alquimia Fresh S.A	18.7												18.7	2,280
	Green Valley Ltda., Exp.	93.5												93.5	11,406
Phobus Produce Sales	Agua Santa Exp.			44.8										44.8	4,480
	Catania Chile S.A.			67.2										67.2	6,720
PT. Multi Graha Perdana	Agrifrut Comercial Ltda.	18.7												18.7	2,280
	Catania Chile S.A.	18.7												18.7	2,280
	Green Valley Ltda., Exp.	37.4												37.4	4,560
	Rauco Ltda.	17.7												17.7	2,160
	Tresette Importadora Ltda.	18.6												18.6	2,274
Guangzhou Sanyu Trade	Cerro Campanario Ltda.	106.3												106.3	12,960
	Comercial Fruticola S.A.												2.2	2.2	1,469
Golden Alpha Corporation	Hortifrut Chile S.A.						96.0						1.8	97.8	65,201
	Sun Belle Berries S.A.												0.5	0.5	360
Wing Cheong Laan	Propal S.A., Exportadora							99.1						99.1	5,760
Pacific Wave Enterprises	Cerro Campanario Ltda.	80.1												80.1	9,774
	Tresette Importadora Ltda.	18.7												18.7	2,280
Sin Lee Resources Sdn Bhd	Quintay S.A., Exportadora	18.7												18.7	2,280
	Cerro Campanario Ltda.	60.8												60.8	7,416
	Green Valley Ltda., Exp.	18.7												18.7	2,280
Lee S Marketing Inc.	Green Valley Ltda., Exp.	18.7												18.7	2,280
	Río Blanco Ltda, Exp.	53.1												53.1	6,480
Shintoa Corporation	San Fco. Lo Garces, Soc.			24.0										24.0	2,400
	Cabilfrut S.A.							94.1						94.1	5,472
Seohyun Trading	La Esperanza, Agr. y Frut.	8.9												8.9	1,080
	Alfonso Eyzaguirre y Cia.	17.7												17.7	2,160
	Helifrut Ltda.			22.4										22.4	2,240
	Megafrut Ltda.	8.9												8.9	1,080
	Miemis Ltda, Comercial	35.4												35.4	4,320
Yiannis International Corporation	Frusan, Sn. Fdo Frutera		62.2											62.2	3,192
	San Sebastian Ltda., Exp.					19.1								19.1	3,824
	Surfrut Fresh S.A.					10.5								10.5	2,096

## Far East Importers By Exporter

Companies under 171 tons

Season 2008/2009 (Tons)

CONSIGNEE	EXPORTER	GRAPE	APPLE	KIWIS	PLUM	CHERRY	BLUER	LEMON	ORANGE	PEAR	NECTARIN	AVOCADO	OTHERS	TONS	CASES
Global Fruit Co. Ltda.	Hortifrut Chile S.A.						16.2							16.2	10,776
	Río Blanco Ltda, Exp.	23.9												23.9	2,916
	Trinidad Exports S.A.			47.8										47.8	4,784
	Driscoll 's de Chile S.A.						1.7							1.7	1,056
	Fruix Ltda, Exportadora						0.4							0.4	240
Pacific S.A., Exportadora						0.6							0.6	128	
J & D International Co.Ltd.	Agua Santa Exp.			89.6										89.6	8,960
Bobae Industrial Cp.Ltd.	Río Blanco Ltda, Exp.	88.6												88.6	10,800
Chan Seng Heng	Del Monte Fresh Produce	17.7												17.7	2,160
	Dole Chile S.A.									69.9				69.9	3,840
Minko Trading Co., Ltd	Del Monte Fresh Produce		61.3											61.3	3,192
	Río Blanco Ltda, Exp.					0.6								0.6	128
	Frusan, Sn. Fdo Frutera		20.7											20.7	1,064
Ten Lee King	Rucaray S.A., Exportadora		81.1											81.1	4,382
Orient Commercial	Helix Terra y Cia. Ltda.		80.9											80.9	4,256
Gertran Marketing	Sicor S.A., Agrícola	80.8												80.8	9,852
T P Lighting Ltd.	San Clemente S.A., Exp.		78.0			1.9								79.9	4,500
Monco Marketing Y Development	Exser Ltda.	55.2												55.2	6,726
	Sicor S.A., Agrícola	20.6												20.6	2,508
PT Laris Manis Utama	Cerro Campanario Ltda.	18.7												18.7	2,280
	AMS Family S.A., Com.		19.6											19.6	1,029
	Atacama Ltda. Frut. y Exp.	18.7												18.7	2,280
	Chilefarms S.A.	18.7												18.7	2,280
Universal Fidelity Ltd.	Agrícola La Cantera	56.1												56.1	6,840
	Sicor S.A., Agrícola	18.8												18.8	2,292
Kingsway Company	Novafrox S.A.				21.6									21.6	2,400
	Río Blanco Ltda, Exp.	53.1												53.1	6,480
Win Rinch Transportation Ltd.	Frugal S.A., Exportadora					5.5								5.5	1,104
	San Fco. Lo Garces, Soc.					43.8								43.8	8,768
	Trinidad Exports S.A.					1.3								1.3	256
	Comexport Ltda.					13.9								13.9	2,764
	Convallis S.A, Exportadora					1.3								1.3	256
	Gesex, Gest. Exp. Frut.					1.2								1.2	340
	Jaime Soler S.A., Agroind.					5.1								5.1	1,012
Frusan, Sn. Fdo Frutera					2.6								2.6	512	
All Fresh International Co.	Surfrut Fresh S.A.	20.7				26.3								47.0	8,036
	Chilfresh Ltda., Servicios				21.3									21.3	2,368
Watari Co., Ltd.	Comercial Fruticola S.A.						5.7						3.6	9.4	6,234
	Driscoll 's de Chile S.A.						3.1							3.1	1,912
	Frusan, Sn. Fdo Frutera						1.3							1.3	256
	Vital Berry Marketing S.A.						36.6						0.4	37.0	24,676
	Hortifrut Chile S.A.						7.7						0.9	8.6	5,754
	Pacific S.A., Exportadora						3.7							3.7	744
Sun Belle Berries S.A.						1.1						1.2	2.3	1,530	
Fresh Produce Ltd.	Fresh Export Ltda.	7.9			13.0									20.9	2,408
	Frusan, Sn. Fdo Frutera		43.3											43.3	2,277
Vertumnus Hk. Co., Ltd.	Exportadora Panagro S.A.					2.5								2.5	496
	Dosal Hnos. y Cia. Ltda.		58.7											58.7	3,087
Hoi Sang Loong Fat Kee	Trinidad Exports S.A.	17.7				17.6								35.3	5,680
	Agrícola Los Mayos Ltda.				21.6	3.8								25.4	3,160
Rich Going Int'l. Corp.	North Andes Chile, Exp.		60.6											60.6	3,192
Singapore Fruits Imp. Export	Hortifrut Chile S.A.						20.6							20.6	13,710
	Catania Chile S.A.			22.2										22.2	2,216
	Miems Ltda, Comercial	17.7												17.7	2,160

## Far East Importers By Exporter

Companies under 171 tons

Season 2008/2009 (Tons)

CONSIGNEE	EXPORTER	GRAPE	APPLE	KIWIS	PLUM	CHERRY	BLUEB	LEMON	ORANGE	PEAR	NECTARIN	AVOCADO	OTHERS	TONS	CASES
Thongchai International	Frugal S.A., Exportadora					1.2								1.2	240
	Lafrut Export. Agropec.	17.7												17.7	2,160
	Los Lirios S.A., Exp.					0.6								0.6	120
	San Fco. Lo Garces, Soc.					40.7								40.7	8,152
Cititex International Co.Ltd.	Chilefarms S.A.	19.7												19.7	2,400
	Rauco Ltda.	17.7												17.7	2,160
	San Fco. Lo Garces, Soc.					2.5								2.5	512
	Rancagua, Cia. Exp. Ltda.					0.6								0.6	120
Orion Pacific Traders	Rosario Ltda., Agrícola	18.7												18.7	2,280
	Agricom, Soc. Agric. Com.	37.4												37.4	4,560
	Trinidad Exports S.A.		20.4											20.4	1,064
Fresh Pacific Fruit & Veg.	Agricom, Soc. Agric. Com.	56.1											56.1	6,840	
Vachamon Food Limited	Lafrut Export. Agropec.	18.7												18.7	2,280
	San Clemente S.A., Exp.	37.4												37.4	4,560
Pt Carrefour Indonesia	Subsole S.A., Exportadora	56.0												56.0	6,828
Presicare Corporation	Lafrut Export. Agropec.	38.1												38.1	4,644
	Noble Fruit S.A.	17.7												17.7	2,160
Hupco Pte. Ltd.	Chilfresh Ltda., Servicios					8.0								8.0	1,608
	Fresh Export Ltda.				44.6									44.6	4,960
	Gedesa Exportaciones S.A					2.4								2.4	480
Mega Fruit Enterprises	Río Blanco Ltda, Exp.	53.1												53.1	6,480
	Euroamérica S.A., Frutera	8.7												8.7	2,280
Lee Foods Distribution Ltd.	Fruit Grower Chile, Exp.					4.5								4.5	896
	Chicureo Ltda.	37.4												37.4	4,560
	Chilfresh Ltda., Servicios					0.8								0.8	168
Japan Fraise Co., Ltd.	Hortifrut Chile S.A.						2.0							2.0	240
	Vital Berry Marketing S.A.						46.6						0.5	47.1	29,408
H & T Co., Ltd.	San Fco. Lo Garces, Soc.								48.2					48.2	2,800
Ban Choon Marketing Pte Ltd.	Verfrut S.A., Soc. Exp.					1.2								1.2	240
	Hortifrut Chile S.A.						0.3						0.006	0.4	234
	San Fco. Lo Garces, Soc.			45.8										45.8	5,136
	Sudamericana Ltda, Hort.												0.03	0.03	25
Smile Corporation	Paine Com. Ltda.	15.8												15.8	2,162
	Río Blanco Ltda, Exp.	15.8												15.8	2,162
	Subsole S.A., Exportadora	15.8												15.8	2,160
Yih Guo Industries Co. Ltd.	Copefrut S.A.				46.8								46.8	4,800	
Nissho Co.Ltd.	Alquimia Fresh S.A	17.7												17.7	2,160
	Vital Berry Marketing S.A.						24.7						4.2	28.9	19,274
Lst Fresh Fruit Sdn Bhd	Comercial SM Plus Ltda.		24.3											24.3	1,248
	Orion Pacific Internacional				21.6									21.6	2,400
Pornvichai Ltd. PT.	Alquimia Fresh S.A		19.6			0.6								20.2	1,149
	David del Curto S.A.					7.6								7.6	1,536
	San Clemente S.A., Exp.					16.7								16.7	3,772
Kinsway	Agrícola Los Mayos Ltda.				43.6								43.6	4,848	
Tradelinks International	Aconex, Aconcagua Exp.		43.3										43.3	2,144	
Dalian Grassland Imp.	Dosal Hnos. y Cia. Ltda.		43.3										43.3	2,277	
Syarikat Soon Huat Rading	Fresh Export Ltda.				21.2									21.2	2,352
	Rucaray S.A., Exportadora				21.6									21.6	2,400
Perniagan Seng Sdn Bhd	Frusan, Sn. Fdo Frutera	18.7	23.7											42.4	3,528
	Southern Fruit, Exp.		21.4											21.4	1,064
Carrefour	Verfrut S.A., Soc. Exp.	20.7												20.7	2,520
	Fiesta Fruit Inc.	Greenic Comercial S.A.	41.3											41.3	5,040
Wing Hong Woo Co.	El Almendro S.A		39.5										39.5	2,058	
A Y V Resources Co., Ltd.	Agrisouth Estates Chile		39.5											39.5	2,058
Fresh Partners	Del Monte Fresh Produce	17.7			21.6									39.3	4,560
Agroquivir	Cerro Campanario Ltda.	39.3												39.3	4,794
Hellmann Perishable Logist.	Subsole S.A., Exportadora	37.4												37.4	4,560



## Far East Importers By Exporter

Companies under 171 tons

Season 2008/2009 (Tons)

CONSIGNEE	EXPORTER	GRAPE	APPLE	KIWIS	PLUM	CHERRY	BLUEB	LEMON	ORANGE	PEAR	NECT ARIN	AVOCADO	OTHERS	TONS	CASES
PT Maju Abadi Asri	Chilefarms S.A.	37.4												37.4	4,560
West Coast Citrus	Trinidad Exports S.A.	37.4												37.4	4,560
Khaisen Trad G Sd	Contador Frutos S.A.	37.4												37.4	4,560
Buah Bestari	Frutamerica S.A., Exp.	18.6												18.6	2,268
	Megafruit Ltda.	18.7												18.7	2,280
Bae Yhi Trading Co.Ltda.	El Parque Ltda, Exp. y Serv.	36.4												36.4	4,440
Scie Centrale Fruits Et	Unifrutti Traders Ltda.	6.8	11.2											17.9	1,413
Legume	Río Blanco Ltda, Exp.	18.1												18.1	2,208
Tung Feng Farming Co.	Frucentro S.A.	35.7												35.7	4,320
Fresh Zone Inc.	Rucaray S.A., Exportadora	35.5												35.5	4,332
Triple A Fruit Ltd.	Río Blanco Ltda, Exp.	17.7												17.7	2,160
	Polar Fruit International	17.7												17.7	2,160
Wing Kee Guangzhou	Cerro Campanario Ltda.	35.4												35.4	4,320
Ocean Pacific Market	David del Curto S.A.	35.4												35.4	4,320
Siam Marko Public Co., Ltd.	Lafrut Export. Agropec.	17.7												17.7	2,160
	Santa Cruz S.A., Exp.	17.7												17.7	2,160
Pt Multi Perdana	Unifrutti Traders Ltda.	35.3												35.3	4,307
Tocontap Hanoi	Río Blanco Ltda, Exp.	34.2												34.2	4,170
Saftco Of America Llc.	Río Blanco Ltda, Exp.					28.0								28.0	5,600
	Comexport Ltda.					2.5								2.5	480
Navatan World Fruit Co.Ltd.	Los Lirios S.A. , Exp.					3.6								3.6	720
	San Clemente S.A., Exp.					1.3								1.3	256
	San Fco. Lo Garces, Soc.					17.8								17.8	3,576
	Trinidad Exports S.A.					2.6								2.6	528
Minami Kyushu Shizai Co.	Petorca Valley S.A., Exp.						24.8						24.8	1,440	
Tokyo Seika Trading	Comercial Fruticola S.A.						1.6						1.5	3.1	2,070
	Hortifrut Chile S.A.						20.9						0.6	21.5	14,328
Dayka Osaka Seika Co.	Cabilfrut S.A.							23.5					23.5	1,368	
Taka Trading Co.	Propal S.A., Exportadora			22.9										22.9	2,496
NPK Fruits	San Clemente S.A., Exp.		22.7											22.7	1,176
Kogen Trading	Frusan, Sn. Fdo Frutera			22.4										22.4	2,240
Max Food Products Int. Co.	Catania Chile S.A.			22.4										22.4	2,240
Sun Yuan Harn Fresh Prod.	Sofruileg Chile S.A.			22.4										22.4	2,240
Kinki Tsusho Co. Ltd.	Agua Santa Exp.			22.4										22.4	2,240
Klass Fruit L.L.C.	Comexport Ltda.					0.6								0.6	114
	San Andrés, Exp.		21.4											21.4	1,176
Kwek Sum Chuan F.	Orion Pacific Internacional				21.6									21.6	2,400
Agrimax International	Novafrix S.A.				21.6									21.6	2,400
United Merchant Corp.	Prize Ltda., Exportadora									21.6				21.6	2,400
Dovex Fruit Company	Greenvic Comercial S.A.		21.4											21.4	1,176
Disfruits Pacific S.A.	Patagonia Trading S.A.	3.9			3.0	6.1	0.008			0.9	3.2		3.9	21.0	3,958
	Los Lirios S.A. , Exp.					0.6								0.6	120
	Río Blanco Ltda, Exp.					1.3								1.3	256
	Segio Troncoso					1.2								1.2	240
Very Fresh, Inc.	Zebra Ltda, Fruticola	17.7											17.7	2,160	
Fresh Land Chile S.A.			20.6										20.6	1,029	
Berry Republic Co.,Ltd.	Comercial Fruticola S.A.						19.9					0.6	20.5	13,560	
Shung Feng Trading	Frusan, Sn. Fdo Frutera		19.6											19.6	1,029
Sch Group of Company	Valles del Norte Ltda.	19.2												19.2	2,340
Global Fruit Marketing Inc.	Agricom, Soc. Agric. Com.	18.7												18.7	2,280
Pt Mustika Jaya Sampurna	Tresette Importadora Ltda.	18.7												18.7	2,280
NKG Trading	Desarrollo Agrario S.A.	18.7												18.7	2,280
Issara Import & Export.Co.	Brown Ltda, Agrícola	18.7												18.7	2,280
Fresh Pacific	Trinidad Exports S.A.	18.7												18.7	2,280
Giang Ha Co., Ltd.	San Luis de Yáquil S. A.	18.7												18.7	2,280
Buah Buahlan Ltd.	Exser Ltda.	18.7												18.7	2,280
Sunbreeze Trading	Frusan, Sn. Fdo Frutera	18.7												18.7	2,280

## Far East Importers By Exporter

Companies under 171 tons

Season 2008/2009 (Tons)

CONSIGNEE	EXPORTER	GRAPE	APPLE	KIWIS	PLUM	CHERRY	BLUEB	LEMON	ORANGE	PEAR	NECTARIN	AVOCADO	OTHERS	TONS	CASES
Pt Sumber Pangan Utama	Atacama Ltda. Frut. y Exp.	18.7												18.7	2,280
China Hiutong Corporation	Contador Frutos S.A.	18.6												18.6	2,274
Orient Foremost Co., Ltd.	De Miguel E.I.R.L.		18.6											18.6	980
Sim Sum Marketing	Raimapu S.A.	18.5												18.5	2,250
HMC Group Marketing	Gesex, Gest. Exp. Frut.	18.4												18.4	2,240
Fruit Bank Co., Ltd.	David del Curto S.A.	17.7												17.7	2,160
KYC Fresh Fruits Ltd.	Noble Fruit S.A.	17.7												17.7	2,160
SFV Trading Sdn	Río Blanco Ltda, Exp.	17.7												17.7	2,160
Citimex Trading Limited	Brown Ltda, Agrícola	17.7												17.7	2,160
Everfresh Group AB	Rancagua, Cia. Exp. Ltda.					17.6								17.6	3,520
Shenzhen Yuanxing Fruit Co	Dole Chile S.A.					17.6								17.6	3,520
Apple Way Pascal Daries	Unifrutti Traders Ltda.	9.9	7.4											17.3	1,597
Soyus	Unifrutti Traders Ltda.	17.0												17.0	2,069
Primex International Trad.	Condesa Chile												16.0	16.0	1,600
Triex Trading Co., Ltd.	Hortifrut Chile S.A.						10.0							10.0	6,683
	Comercial Fruticola S.A.						3.0							3.0	1,983
	Sun Belle Berries S.A.												0.3	0.3	180
M.V.M. Shoji Co. Ltd.	Hortifrut Chile S.A.						3.6						0.03	3.6	2,420
	Frusan, Sn. Fdo Frutera					8.1								8.1	1,621
	Frux Ltda, Exportadora						0.7							0.7	480
Beijing Yidu Yongyu Fruits	Fruta Austral Exp. Ltda	10.8												10.8	1,320
Nihon Ryutsu Sangyo Co.	Propal S.A., Exportadora												8.7	8.7	840
Walter Grow	Euroamérica S.A., Frutera					3.2								3.2	640
	Hortifrut Chile S.A.						5.3							5.3	3,120
Best & Fresh Int. Mkt.	Proexport Ltda, Exp.	7.5												7.5	912
Nippi Trading Co., Ltd.	Frusan, Sn. Fdo Frutera					3.0								3.0	602
	Vital Berry Marketing S.A.												2.0	2.0	440
	Hortifrut Chile S.A.												0.7	0.7	440
	Subsole S.A., Exportadora												1.6	1.6	410
Agro World	San Fco. Lo Garces, Soc.					4.2								4.2	1,680
	Comexport Ltda.					1.9								1.9	640
Chan Man Chau Fruit Co.	Hortifrut Chile S.A.						6.1							6.1	4,080
Super Quick Fresh Fruit Co.	Corfrut, Corp. Frut. Chilena					3.2							2.5	5.7	1,048
Evenfresh Ltd.	Rancagua, Cia. Exp. Ltda.					5.4								5.4	1,200
Able Freight Services	Chilfresh Ltda., Servicios					5.0								5.0	1,008
Royal Company Ltda.	Los Lirios S.A., Exp.					1.2								1.2	240
	Frusan, Sn. Fdo Frutera					3.7								3.7	739
Britannica Ltd.	Polar Fruit International		4.7											4.7	245
	Comercial Fruticola S.A.												0.3	0.3	210
Funasho Shouji Co., Ltd.	Pacific S.A., Exportadora					1.9								1.9	384
	Subsole S.A., Exportadora												1.2	1.2	300
Sun Eight Trading Co.	Anakena Ltda, Exp.												3.4	3.4	350
Kim Enterprises Ltd.	Comercial Fruticola S.A.						3.4							3.4	2,249
Fruits Zone	Copefrut S.A.					3.3								3.3	984
Wal-Mart Stores, Inc.	David del Curto S.A.					1.3								1.3	256
	San Fco. Lo Garces, Soc.					1.3								1.3	256
Pornvechai Ltd.	San Clemente S.A., Exp.					2.6								2.6	512
South Pacific Ocean Trad	Frusan, Sn. Fdo Frutera					2.6								2.6	512
Globus Trading	David del Curto S.A.		2.4											2.4	126
Jau Neg Agric. Marone	Hortifrut Chile S.A.						2.4							2.4	1,573
Japan Agripromotes Inc.	Comercial Fruticola S.A.												2.1	2.1	1,412
All Fresh Produce	San Fco. Lo Garces, Soc.					2.0								2.0	398
Bear Much Fruit Int. Trade	Euroamérica S.A., Frutera					1.7								1.7	333
Comtoir Commercial Cecile	Andina Exportadora S.A.					0.5				0.4			0.5	1.4	220
Fruit Co Ltd.	Fruit Grower Chile, Exp.					1.3								1.3	256
Shunfeng	Convallis S.A, Exportadora					1.3								1.3	256
Pacific Organic Produce	David del Curto S.A.					1.3								1.3	256

## Far East Importers By Exporter


Companies under 171 tons

Season 2008/2009 (Tons)

CONSIGNEE	EXPORTER	GRAPE	APPLE	KIWIS	PLUM	CHERRY	BLUER	LEMON	ORANGE	PEAR	NECTARIN	AVOCADO	OTHERS	TONS	CASES
Northridge Int'l Sdn.	San Fco. Lo Garces, Soc.					1.2								1.2	248
Kingdom Green	Gesex, Gest. Exp. Frut.					1.1								1.1	220
Good View Fruits	Comercial Fruticola S.A.						1.0							1.0	675
Ric International Corp.	Vital Berry Marketing S.A.						1.0							1.0	675
Euro Atlantic	Frusan, Sn. Fdo Frutera					1.0								1.0	200
Go Chiu Container Transp.	South Fruits Chile S.A.					1.0								1.0	197
Canaan Horticulture Eng.	Vital Berry Marketing S.A.						0.7						0.06	0.7	340
Alliance Produce Agencies	Valle Maule S.A.						0.7							0.7	450
A.M.S. European	San Clemente S.A., Exp.					0.6								0.6	128
Japan Produce	Vital Berry Marketing S.A.						0.5							0.5	60
Import.Export. Hnos. Gago	Unifrutti Traders Ltda.					0.5								0.5	96
Koay Swee Aikchop	La Sara Ltda.						0.5							0.5	311
Mack Multiple	C y D Internacional S.A.						0.4							0.4	240
Ding Nong Enterprise Co.	Hortifrut Chile S.A.						0.4							0.4	240
Shinka Kobe Seika	Valle Maule S.A.						0.3							0.3	225
Inabata & Co. Ltd.	Comercial Fruticola S.A.						0.006							0.006	4



# Prime of the Nature, Taste of the World



Modernized Ecological Agriculture

Cold Chain Logistics

Fruit-vegetable Export and Import Trade

**DALIAN YIDU GROUP CO.,LTD.**

Address: No.A025,Bonded Logistics Zone,Dalian,China Zip code: 116600

Tel: 86 411 8759 5788/8759 5753 Fax: 86 411 8759 5757

<http://www.yidu.com.cn> E-mail: [info@yidu.com.cn](mailto:info@yidu.com.cn)

www.fruitonline.com

## **ARE YOU IN THE FRUIT IMPORT BUSINESS?**

Then, don't begin your next fruit season without calling us first !!!



An Integrated Quality Control and Fruit Management Service Dedicated to Protecting your Business Interests

We will control your fruit upon arrival and help you load your trucks based on R.F.R.C. (Right Fruit to the Right Customer)

**OBJECTIVE:** Inventory Control and Reduce or Eliminate Rejections

**INSPECTIONS :** Displayed on a Specialized Website

for you and your shippers

Great Coverage All Over Europe and the USA

Totally Independent Service

### Also Available

- \* Inspections at Origin
- \* Full Cargo Reports



Chile - Holand - USA - United Kingdom - Mexico - Spain - Italy - Rusia - France - Asia

MIDDLE EAST IMPORTERS

YEARBOOK CHILE 2009

# EXPORDATA



ExporData

THE OFFICIAL FIGURES



# UPDATING NEXT EDITION!!

To update your details in the next  
Expordata Yearbook please send  
the following information to:

[expordata@fruitonline.com](mailto:expordata@fruitonline.com)



Company Name  
Contact  
Address  
Phone Number  
Fax Number  
e-mail  
Web Page

...and don't forget to attach your logo

**Expordata Yearbook is released every year by  
the beginning of September**

New information will be updated if it arrives before July 31st







## Fresh Fruits Company Ltd.

Phone: 971 (4) 3200001  
 Fax: 971 (4) 3200011  
 e-mail: ffcDubai@emirates.net.ae  
 Contact: Abdul Redha Mansouri

[www.freshfruitscompany.com](http://www.freshfruitscompany.com)

Shop No.25A, Building No.2, Dubai Fruits and Vegetables Market  
 P.O Box 29 4040. Al-Aw eer, Dubai  
 United Arab Emirates



### Main Species Detail

Season 2008/2009 (Tons)

EXPORTER		APPLE	PEAR	PLUM	GRAPE	KIWIS	TOTAL TONS			TOTAL TH.CASES		
							2008-09	2007-08	2006-07	2008-09	2007-08	2006-07
David del Curto S.A.		6,649.9	769.6	376.0	375.5	250.9	8,421.9	6,511.4	6,649.7	625.0	464.4	487.4
Unifrutti Traders Ltda.		748.0	20.16		48.0	17.9	834.1			58.8		
Copefrut S.A.		198.7		18.56			217.2			12.7		
Alquimia Fresh S.A		59.4		20.6	57.8		137.8			18.2		
Scramble Ltda., Ases. e Inv.		107.0					107.0			5.9		
Exportadora San Andrés Ltda.		69.3					69.3			3.7		
Fruit Grower Chile S.A. Exportadora		62.3					62.3			3.3		
San Fernando S.A., Frutera (Frusan)		47,424					47.4			2.5		
Others		66.5	85.3		18,696		170.5	101.9	124.0	13.4	6.8	13.3
<b>TOTAL TONS</b>	<b>2008-09</b>	<b>8,008.5</b>	<b>875.1</b>	<b>500.0</b>	<b>415.2</b>	<b>268.8</b>	<b>10,068</b>					
<b>TOTAL TONS</b>	<b>2007-08</b>	<b>5,443.6</b>	<b>530.6</b>	<b>301.4</b>	<b>143.9</b>	<b>193.8</b>		<b>6,613.3</b>				
<b>TOTAL TONS</b>	<b>2006-07</b>	<b>5,678.1</b>	<b>389.6</b>	<b>359.6</b>	<b>122.4</b>	<b>224.0</b>			<b>6,773.7</b>			
<b>TOTAL TH.CASES</b>	<b>2008-09</b>	<b>422.9</b>	<b>87.8</b>	<b>100.1</b>	<b>48.5</b>	<b>84.0</b>				<b>743.3</b>		
<b>TOTAL TH.CASES</b>	<b>2007-08</b>	<b>287.5</b>	<b>52.4</b>	<b>54.0</b>	<b>16.8</b>	<b>60.6</b>					<b>471.1</b>	
<b>TOTAL TH.CASES</b>	<b>2006-07</b>	<b>314.1</b>	<b>39.8</b>	<b>71.9</b>	<b>14.4</b>	<b>60.5</b>						<b>500.7</b>

### Main Varieties Detail

Season 2008/2009 (Tons)

EXPORTER	APPLE		APPLE	APPLE	APPLE	PEAR	APPLE	PLUM	GRAPE	KIWIS	GRAPE	PEAR	PEAR	APPLE	APPLE
	RY. GALA	RICH. D.													
David del Curto S.A.	2,883.9	1,806.0	861.8	575.0	568.9	519.3	376.0	188.1	250.9	171.4	98.2	102.5			
Unifrutti Traders Ltda.	334.1	216.92	174.6					38.4	17.9	9.6		20.16			22.33
Copefrut S.A.		135.2		63.5											
Alquimia Fresh S.A	59.4						20.6	38.25		19.6					
Scramble Ltda., Ases. e Inv.	17.3		21.4	42.8										25.5	
Exportadora San Andrés Ltda.		47.9	21.4												
Fruit Grower Chile S.A. Exportadora	24.0		38.3												
Others	47.4	23.7	21.4		40.3			16.8		1.9	45				

## Del Monte Foods UAE

Phone: 971 (4) 333 3801  
 Fax: 971 (4) 333 3197

[www.delmonteworld.com](http://www.delmonteworld.com)

Al Aw ir Free Zone, Po Box 294484  
 Dubai  
 United Arab Emirates



### Main Species Detail

Season 2008/2009 (Tons)

EXPORTER		APPLE	GRAPE	PEAR	PLUM	KIWIS	NECTARIN	TOTAL TONS		TOTAL TH.CASES	
								2008-09	2007-08	2008-09	2007-08
Del Monte Fresh Produce (Chile) S.A.		5,585.5	483.5	285.9	200.8	128.8	7.2	6,691.7	7,097.4	485.2	550.1
<b>TOTAL TONS</b>	<b>2008-09</b>	<b>5,585.5</b>	<b>483.5</b>	<b>285.9</b>	<b>200.8</b>	<b>128.8</b>	<b>7.2</b>	<b>6,691.7</b>	<b>7,097.4</b>		
<b>TOTAL TONS</b>	<b>2007-08</b>	<b>5,553.3</b>	<b>839.9</b>	<b>205.0</b>	<b>426.9</b>	<b>46.4</b>	<b>26.0</b>		<b>7,097.4</b>		
<b>TOTAL TH.CASES</b>	<b>2008-09</b>	<b>289.4</b>	<b>107.4</b>	<b>38.6</b>	<b>22.9</b>	<b>25.9</b>	<b>0.9</b>			<b>485.2</b>	
<b>TOTAL TH.CASES</b>	<b>2007-08</b>	<b>288.4</b>	<b>186.6</b>	<b>19.7</b>	<b>47.4</b>	<b>4.6</b>	<b>3.2</b>				<b>550.1</b>

### Main Varieties Detail

Season 2008/2009 (Tons)

EXPORTER	APPLE		APPLE	GRAPE	PEAR	PLUM	KIWIS	GRAPE	GRAPE	PEAR	GRAPE	NECTARIN	PEAR	PEAR
	RICH. D.	RY. GALA												
Del Monte Fresh Produce (Chile) S.A.	2,990.1	1,596.0	999.4	283.3	253.6	200.8	128.8	106.6	72.0	32.2	21.6	7.2		

## Main Species Detail

Season 2008/2009 (Tons)

EXPORTER	APPLE	KIWIS	PEAR	CLEMINT	CHERRY	GRAPE	PLUM	NECTARIN	TOTAL TONS			TOTAL TH.CASES		
									2008-09	2007-08	2006-07	2008-09	2007-08	2006-07
TvT Export S.A.	5,768.4	104.8	43.2		12.0				5,928.4	6,324.7		455.8	534.4	
Río Blanco Ltda. Exportadora		37.1		19.6					56.7	1,672.2		10.7	252.9	
Fruit Grower Chile S.A. Exportadora	41.7								41.7			2.2		
<b>TOTAL TONS</b>	<b>5,810.2</b>	<b>141.9</b>	<b>43.2</b>	<b>19.6</b>	<b>12.0</b>				<b>6,026.8</b>					
<b>TOTAL TONS</b>	<b>2007-08</b>	<b>19,884</b>	<b>1,155.6</b>	<b>489.2</b>	<b>19.6</b>	<b>36.0</b>	<b>2,374.0</b>	<b>901.9</b>	<b>274.2</b>	<b>25,201</b>				
<b>TOTAL TONS</b>	<b>2006-07</b>	<b>21,564</b>	<b>581.5</b>	<b>1,597.4</b>		<b>38.4</b>	<b>1,270.4</b>	<b>789.9</b>	<b>71.0</b>		<b>25,943</b>			
<b>TOTAL TH.CASES</b>	<b>2008-09</b>	<b>420.7</b>	<b>37.7</b>	<b>4.8</b>	<b>2.0</b>	<b>3.6</b>							<b>468.7</b>	
<b>TOTAL TH.CASES</b>	<b>2007-08</b>	<b>1,250.0</b>	<b>183.2</b>	<b>37.7</b>	<b>2.0</b>	<b>7.2</b>	<b>406.3</b>	<b>127.1</b>	<b>32.9</b>				<b>2,058.1</b>	
<b>TOTAL TH.CASES</b>	<b>2006-07</b>	<b>1,592.3</b>	<b>116.0</b>	<b>166.9</b>		<b>7.7</b>	<b>228.6</b>	<b>84.8</b>	<b>26.8</b>					<b>2,230.9</b>

## Main Varieties Detail

Season 2008/2009 (Tons)

EXPORTER	APPLE	APPLE	APPLE	APPLE	APPLE	APPLE	APPLE	KIWIS	PEAR	APPLE	CLEMINT	CHERRY	GRAPE	GRAPE
	RY. GALA	RICH. D.	R. STARK	GRANNIES	NOT DEF	RED CHIEF	G. SMOOTH	HAYWARD	COSCIA	BROOKFLD	CLEMENUL	BING	R. GLOBE	THOMPSON
TvT Export S.A.	3,444.1	973.9	354.4	317.5	278.9	201.6	171.3	104.8	43.2	26.6		12.0		
Río Blanco Ltda. Exportadora								37.1			19.6			
Fruit Grower Chile S.A. Exportadora	41.7													



Miveh Jahani Pars

Iran

## Main Species Detail

Season 2008/2009 (Tons)

EXPORTER	APPLE	GRAPE	PLUM	PEAR	NASHI	NECTARIN	TOTAL TONS			TOTAL TH.CASES		
							2008-09	2007-08	2006-07	2008-09	2007-08	2006-07
Unifrutti Traders Ltda.	2,063.4	577.9	130.0		10.2	16.2	2,797.7	2,505.3	2,977.5	249.6	198.9	235.1
Copefrut S.A.	650.2		99.8	50.0			800.0	1,038.7	661.9	50.0	59.4	40.9
David del Curto S.A.	561.2			50.0	10.2		621.4	1,072.3	646.0	38.2	82.0	42.5
Greenvic Comercial S.A.	181.9			50.0			231.9	224.4	44.6	15.0	23.2	2.5
<b>TOTAL TONS</b>	<b>3,456.7</b>	<b>577.9</b>	<b>229.8</b>	<b>149.9</b>	<b>20.5</b>	<b>16.2</b>	<b>4,451.1</b>					
<b>TOTAL TONS</b>	<b>2007-08</b>	<b>3,819.2</b>	<b>776.5</b>	<b>440.3</b>	<b>12.2</b>			<b>5,048.2</b>				
<b>TOTAL TONS</b>	<b>2006-07</b>	<b>3,666.1</b>	<b>448.0</b>	<b>182.0</b>	<b>33.9</b>				<b>4,330.0</b>			
<b>TOTAL TH.CASES</b>	<b>2008-09</b>	<b>188.1</b>	<b>115.6</b>	<b>23.0</b>	<b>15.0</b>	<b>5.1</b>	<b>6.0</b>			<b>352.8</b>		
<b>TOTAL TH.CASES</b>	<b>2007-08</b>	<b>201.0</b>	<b>155.2</b>	<b>45.3</b>	<b>3.0</b>						<b>404.5</b>	
<b>TOTAL TH.CASES</b>	<b>2006-07</b>	<b>203.6</b>	<b>89.6</b>	<b>19.2</b>	<b>8.5</b>							<b>320.9</b>

## Main Varieties Detail

Season 2008/2009 (Tons)

EXPORTER	APPLE	APPLE	GRAPE	APPLE	PLUM	PEAR	PLUM	APPLE	APPLE	PEAR	NECTARIN	NASHI	NASHI	NASHI
	RY. GALA	GRANNIES	R. GLOBE	RICH. D.	ANGELENO	D'AN JOU	NOT DEF	G. SMOOTH	RED CHIEF	NOT DEF	AUG. RED	NOT DEF	SHINSEKI	NIJISSEKI
Unifrutti Traders Ltda.	1,406.1	214.3	577.9	303.5	130.0			85.5	54.0		16.2	10.2		
Copefrut S.A.	380.3	269.9					99.8			50.0				
David del Curto S.A.	198.7	362.5				50.0							5.8	4.5
Greenvic Comercial S.A.		181.9				50.0								

## Farzana General Trading Co.

Phone: 971 (4) 2727075

Fax: 971 (4) 2731761

e-mail: farzana@emirate.net.ae

Contact: Mr. Moh'd Hassan Ali Al Sharif

Hamriyah Fruit & Veg. Wholesale Market. Shop 89-90

P.O.Box 5188, Dubai

United Arab Emirates



### Main Species Detail

Season 2008/2009 (Tons)

EXPORTER	APPLE	KIWIS	GRAPE	PEAR	ORANGE	PLUM	NECTARIN	TOTAL TONS			TOTAL TH.CASES		
								2008-09	2007-08	2006-07	2008-09	2007-08	2006-07
Unifrutti Traders Ltda.	2,158.5	191.7	232.3	80.6				2,663.2	1,564.8	1,244.5	230.9	116.4	110.8
Everfresh S.A., Exportadora	838.1	74.8						912.8	250.8	299.5	69.3	22.7	23.2
Conefrut S.A.	260.8	17.9				4.1		282.8	719.7	352.7	19.8	52.3	36.2
David del Curto S.A.	89.8			42.6				132.5	690.8	506.1	9.1	38.9	28.6
Propal S.A., Exportadora					24.2			24.2				1.6	
Southern Fruit, Exportadora	24.0							24.0				1.2	
Exportadora San Andrés Ltda.	21.4							21.4				1.2	
Fruit Grower Chile S.A., Exportadora	19.3							19.3				1.0	
<b>TOTAL TONS</b>	<b>2008-09</b>	<b>3,411.8</b>	<b>284.4</b>	<b>232.3</b>	<b>123.3</b>	<b>24.2</b>	<b>4.1</b>	<b>4,080.1</b>					
<b>TOTAL TONS</b>	<b>2007-08</b>	<b>2,879.9</b>	<b>202.8</b>	<b>101.8</b>			<b>41.6</b>		<b>3,226.1</b>				
<b>TOTAL TONS</b>	<b>2006-07</b>	<b>2,221.9</b>	<b>190.8</b>	<b>134.9</b>	<b>3.2</b>		<b>45.3</b>	<b>1.6</b>		<b>2,597.6</b>			
<b>TOTAL TH.CASES</b>	<b>2008-09</b>	<b>196.9</b>	<b>75.6</b>	<b>46.5</b>	<b>13.2</b>	<b>1.6</b>	<b>0.5</b>				<b>334.1</b>		
<b>TOTAL TH.CASES</b>	<b>2007-08</b>	<b>164.8</b>	<b>41.4</b>	<b>19.8</b>			<b>4.2</b>					<b>230.2</b>	
<b>TOTAL TH.CASES</b>	<b>2006-07</b>	<b>133.6</b>	<b>47.3</b>	<b>22.1</b>	<b>0.3</b>		<b>5.2</b>	<b>0.6</b>					<b>209.1</b>

### Main Varieties Detail

Season 2008/2009 (Tons)

EXPORTER	APPLE		APPLE	KIWIS	APPLE	APPLE	APPLE	GRAPE	APPLE	PEAR	GRAPE	GRAPE	PEAR	APPLE	ORANGE
	RY. GALA	RICH. D.	HAYWARD	GRANNIES	RED CHIEF	R. STARK	THOMPSON	G. SMOOT	COSCIA	R. GLOBE	CRIMSON	D'ANJOU	SCARLETT	LANE LATE	
Unifrutti Traders Ltda.	1,601.6	248.5	191.7	151.4	75.1			96.0	81.8	80.6	75.8	42.9			
Everfresh S.A., Exportadora	533.2	104.3	74.8		65.5	112.7								22.3	
Conefrut S.A.		189.7	17.9		71.1										
David del Curto S.A.	47.5			42.3									42.6		
Propal S.A., Exportadora															17.9
Southern Fruit, Exportadora			24.0												
Exportadora San Andrés Ltda.					21.4										
Fruit Grower Chile S.A., Exportadora					19.3										

## Atlas Vegetable & Fruits Co LL

Shop G49 Mina Fruit & Veg. Market Abu Dhabi

P.O. Box 128465

United Arab Emirates



### Main Species Detail

Season 2008/2009 (Tons)

EXPORTER	APPLE	PEAR	GRAPE	KIWIS	PLUM	NECTARIN	CHERRY	PCRNAT.	TOTAL TONS		TOTAL TH.CASES	
									2008-09	2007-08	2008-09	2007-08
Unifrutti Traders Ltda.	1,914.1	333.9	383.3	137.5		8.4	1.1		2,778.4	1,093.3	252.2	97.5
Conefrut S.A.	284.5	61.3			73.0				418.8	378.8	29.0	36.7
David del Curto S.A.	45.3	64.7							110.0	356.8	8.9	21.0
Greenvic Comercial S.A.	38.7	39.2			22.9				100.8	104.4	8.2	8.4
Exportadora San Andrés Ltda.	46.4								46.4	119.8	2.5	6.2
<b>TOTAL TONS</b>	<b>2008-09</b>	<b>2,329.1</b>	<b>499.0</b>	<b>383.3</b>	<b>137.5</b>	<b>95.9</b>	<b>8.4</b>	<b>1.1</b>	<b>3,454.3</b>			
<b>TOTAL TONS</b>	<b>2007-08</b>	<b>1,535.7</b>	<b>216.8</b>	<b>107.8</b>	<b>99.7</b>	<b>70.9</b>	<b>8.4</b>	<b>13.9</b>		<b>2,053.2</b>		
<b>TOTAL TH.CASES</b>	<b>2008-09</b>	<b>135.7</b>	<b>53.1</b>	<b>71.2</b>	<b>27.1</b>	<b>10.2</b>	<b>3.1</b>	<b>0.3</b>			<b>300.8</b>	
<b>TOTAL TH.CASES</b>	<b>2007-08</b>	<b>92.9</b>	<b>22.7</b>	<b>20.5</b>	<b>21.8</b>	<b>7.1</b>	<b>1.4</b>	<b>3.5</b>				<b>169.8</b>

### Main Varieties Detail

Season 2008/2009 (Tons)

EXPORTER	APPLE		PEAR	APPLE	GRAPE	GRAPE	KIWIS	APPLE	APPLE	PEAR	PLUM	PEAR	GRAPE	GRAPE
	RY. GALA	RICH. D.	COSCIA	GRANNIES	THOMPSON	R. GLOBE	HAYWARD	G. SMOOT	RED CHIEF	D'ANJOU	NOT DEF	NOT DEF	AUT. RY.	CRIMSON
Unifrutti Traders Ltda.	1,101.6	352.1	326.1	247.8	156.8	150.7	137.5	132.1	80.4				38.5	32.2
Conefrut S.A.	142.3	118.6							23.7		73.0	61.3		
David del Curto S.A.	45.3									64.7				
Greenvic Comercial S.A.	38.7									39.2				
Exportadora San Andrés Ltda.				46.4										



**www.iffco.com**  
 Al Wahda Street, Industrial Area No. 1  
 Po Box 4115. Sharjah  
 United Arab Emirates

International Food Stuffs Co.  
 Phone: 971 (6) 5334969  
 Fax: 971 (6) 5333180  
 e-mail: iffco@iffco.com

### Main Species Detail

Season 2008/2009 (Tons)

EXPORTER	APPLE	KIWIS	GRAPE	PEAR	PLUM	NECTARIN	TOTAL TONS			TOTAL TH.CASES		
							2008-09	2007-08	2006-07	2008-09	2007-08	2006-07
Unifrutti Traders Ltda.	1,376.2	71.7	81.9	20.2			1,549.9	2,566.0	1,570.5	132.5	171.7	130.5
Copefrut S.A.	71.1	17.9		71.7	8.2		168.9	509.5	535.0	17.5	38.3	53.7
Atlas S.A., Exportadora		35.8	12.4		14.7		63.0			16.9		
TOTAL TONS	2008-09	1,447.3	125.4	94.3	91.8	22.9	1,781.8					
TOTAL TONS	2007-08	2,957.2	142.7	48.3	22.1	24.0	3,194.3					
TOTAL TONS	2006-07	2,802.6	147.4	68.4	126.7	1.9		3,151.3				
TOTAL TH.CASES	2008-09	93.5	39.2	20.9	9.4	3.9				166.9		
TOTAL TH.CASES	2007-08	174.3	27.6	9.7	2.2	2.4					216.2	
TOTAL TH.CASES	2006-07	175.7	41.8	13.7	13.3	0.2	1.6					246.2

### Main Varieties Detail

Season 2008/2009 (Tons)

EXPORTER	APPLE		KIWIS	APPLE		PEAR	APPLE		GRAPE	GRAPE	PEAR	APPLE	PLUM	GRAPE	GRAPE	PLUM
	RY. GALA	NOT DEF	HAYWARD	RED CHIEF	NOT DEF	G. SMOOT.	NOT DEF	R. GLOBE	COSCIA	GRANNIES	LT. ANGELE	THOMPSON	CRIMSON	CRIMSON	NOT DEF	
Unifrutti Traders Ltda.	999.7	248.8	71.7	48.0	71.7	61.1	34.6	14.4	20.2	18.5				14.4	13.4	
Copefrut S.A.			17.9	71.1	71.7											8.2
Atlas S.A., Exportadora			35.8					12.4					14.7			



Pan Emirates Food  
 United Arab Emirates

### Main Species Detail

Season 2008/2009 (Tons)

EXPORTER	APPLE	GRAPE	PLUM	KIWIS	PEAR	TOTAL TONS		TOTAL TH.CASES	
						2008-09	2007-08	2008-09	2007-08
Del Monte Fresh Produce (Chile) S.A.	1,181.1	229.7	56.2	47.6	36.6	1,551.2	1,305.2	135.4	83.7
TOTAL TONS	2008-09	1,181.1	229.7	56.2	47.6	36.6	1,551.2		
TOTAL TONS	2007-08	1,193.8	88.2		23.2		1,305.2		
TOTAL TH.CASES	2008-09	61.4	51.0	6.2	12.6	4.1		135.4	
TOTAL TH.CASES	2007-08	61.8	19.6		2.3				83.7

### Main Varieties Detail

Season 2008/2009 (Tons)

EXPORTER	APPLE	APPLE	GRAPE	APPLE	GRAPE	PLUM	KIWIS	PEAR	PEAR	GRAPE	GRAPE
	RICH. D.	RY. GALA	R. GLOBE	GRANNIES	THOMPSON	ANGELINO	HAYWARD	D'AN JOU	COSCIA	RIBIER	CRIMSON
Del Monte Fresh Produce (Chile) S.A.	615.6	427.3	143.3	138.2	72.0	56.2	47.6	18.7	17.9	14.4	



## Jordanian Gulf General Trading Company L.L.C.

Phone: 971 (4) 2726026  
 Fax: 971 (4) 2727634  
 e-mail: jggtc@emirates.net.ae  
 Contact: Amin Nasser

Al Khaleej Street, Al Hamriyah Market, Deira  
 Po Box 13475. Dubai  
 United Arab Emirates



### Main Species Detail

Season 2008/2009 (Tons)

EXPORTER	APPLE	GRAPE	PEAR	KIWIS	PLUM	TOTAL TONS			TOTAL TH.CASES		
						2008-09	2007-08	2006-07	2008-09	2007-08	2006-07
San Fernando S.A., Frutera (Frusan)	1,006.8	118.4	202.8	17.4		1,345.4	661.5	727.8	105.9	43.6	46.7
Atlas S.A., Exportadora		149.9		5.9	14.7	170.6	212.2	13.2	38.1	32.5	2.9
<b>TOTAL TONS</b>	<b>2008-09</b>	<b>1,006.8</b>	<b>268.3</b>	<b>202.8</b>	<b>23.3</b>	<b>14.7</b>	<b>1,516.0</b>				
<b>TOTAL TONS</b>	<b>2007-08</b>	<b>592.7</b>	<b>165.7</b>	<b>64.1</b>		<b>51.3</b>	<b>873.8</b>				
<b>TOTAL TONS</b>	<b>2006-07</b>	<b>663.9</b>	<b>55.5</b>	<b>21.6</b>				<b>741.0</b>			
<b>TOTAL TH.CASES</b>	<b>2008-09</b>	<b>53.0</b>	<b>59.4</b>	<b>21.4</b>	<b>7.3</b>	<b>2.9</b>			<b>144.0</b>		
<b>TOTAL TH.CASES</b>	<b>2007-08</b>	<b>31.2</b>	<b>27.8</b>	<b>7.4</b>		<b>9.8</b>				<b>76.1</b>	
<b>TOTAL TH.CASES</b>	<b>2006-07</b>	<b>34.9</b>	<b>12.3</b>	<b>2.4</b>							<b>49.7</b>

## Jawad & Majed Foods Co.

3rd Shuw aikh, Ind. Area, P.O. Box 1431  
 Safat  
 Kuwait



### Main Species Detail

Season 2008/2009 (Tons)

EXPORTER	APPLE	KIWIS	GRAPE	PEAR	TOTAL TONS			TOTAL TH.CASES		
					2008-09	2007-08	2006-07	2008-09	2007-08	2006-07
San Fernando S.A., Frutera (Frusan)	474.2	22.4		22.7	519.3	327.5	404.2	29.6	18.6	27.6
Everfresh S.A., Exportadora	313.7	75.9	14.1		403.7	347.7	114.5	41.7	27.7	15.8
Southern Fruit, Exportadora	93.3			22.7	116.0			6.4		
Verfrut S.A., Sociedad Exportadora	91.9		18.0		109.8	243.5		6.9	15.3	
Exportadora San Andrés Ltda.	95.8				95.8			5.0		
Others	62.5	40.3	56.0		158.8	20.4	167.8	23.1	3.4	11.0
<b>TOTAL TONS</b>	<b>2008-09</b>	<b>1,131.4</b>	<b>138.6</b>	<b>88.0</b>	<b>45.4</b>	<b>1,403.4</b>				
<b>TOTAL TONS</b>	<b>2007-08</b>	<b>847.3</b>	<b>36.9</b>	<b>15.3</b>	<b>39.6</b>	<b>939.1</b>				
<b>TOTAL TONS</b>	<b>2006-07</b>	<b>541.8</b>	<b>65.9</b>	<b>58.8</b>	<b>20.0</b>		<b>686.5</b>			
<b>TOTAL TH.CASES</b>	<b>2008-09</b>	<b>59.1</b>	<b>33.8</b>	<b>15.9</b>	<b>4.0</b>			<b>112.7</b>		
<b>TOTAL TH.CASES</b>	<b>2007-08</b>	<b>44.3</b>	<b>11.5</b>	<b>3.4</b>	<b>5.8</b>				<b>65.0</b>	
<b>TOTAL TH.CASES</b>	<b>2006-07</b>	<b>28.4</b>	<b>10.4</b>	<b>13.1</b>	<b>2.6</b>					<b>54.5</b>

## Shahzad Zafar Vegetable

Bahrain



### Main Species Detail

Season 2008/2009 (Tons)

EXPORTER	APPLE	GRAPE	PEAR	PLUM	KIWIS	TOTAL TONS		TOTAL TH.CASES	
						2008-09	2007-08	2008-09	2007-08
Unifrutti Traders Ltda.	878.8	111.7	44.2		35.8	1,070.6	305.7	97.4	25.8
Exportadora San Andrés Ltda.	85.6					85.6	47.9	4.7	2.5
Copefrut S.A.			21.6	43.9		65.4	67.6	7.1	3.6
David del Curto S.A.	63.5					63.5	134.0	3.5	8.7
Greenvic Comercial S.A.	24.0		22.1			46.0	46.0	3.5	3.5
<b>TOTAL TONS</b>	<b>2008-09</b>	<b>1,051.8</b>	<b>111.7</b>	<b>87.9</b>	<b>43.9</b>	<b>35.8</b>	<b>1,331.1</b>		
<b>TOTAL TONS</b>	<b>2007-08</b>	<b>541.2</b>	<b>38.0</b>	<b>22.1</b>			<b>601.2</b>		
<b>TOTAL TH.CASES</b>	<b>2008-09</b>	<b>69.8</b>	<b>21.0</b>	<b>9.2</b>	<b>5.0</b>	<b>11.2</b>		<b>116.2</b>	
<b>TOTAL TH.CASES</b>	<b>2007-08</b>	<b>36.0</b>	<b>5.8</b>	<b>2.2</b>					<b>44.0</b>



<http://new.algebali.com/>

Al Maw allah Market Area  
Po Box 3602 PC 112. Muscat  
Oman

Al Jebali Trading Company

Phone: (968) 24544492

Fax: (968) 24544493

Contact: Sameer Ismael Al Jebali

## Main Species Detail

Season 2008/2009 (Tons)

EXPORTER	APPLE	TOTAL TONS			TOTAL TH.CASES		
		2008-09	2007-08	2006-07	2008-09	2007-08	2006-07
Jaime Soler S.A., Agroindustrial	947.6	947.6	1.634.6	1.384.4	49.9	86.1	73.6
Unifrutti Traders Ltda.	47.4	47.4			2.5		
<b>TOTAL TONS</b>	<b>2008-09</b>	<b>995.0</b>					
<b>TOTAL TONS</b>	<b>2007-08</b>	<b>1.634.6</b>	<b>1.634.6</b>				
<b>TOTAL TONS</b>	<b>2006-07</b>	<b>2.171.1</b>		<b>2.171.1</b>			
<b>TOTAL TH.CASES</b>	<b>2008-09</b>	<b>52.4</b>			<b>52.4</b>		
<b>TOTAL TH.CASES</b>	<b>2007-08</b>	<b>86.1</b>			<b>86.1</b>		
<b>TOTAL TH.CASES</b>	<b>2006-07</b>	<b>114.4</b>				<b>114.4</b>	



Suhol Al Fiha Trading Company

Oman

## Main Species Detail

Season 2008/2009 (Tons)

EXPORTER	APPLE	GRAPE	TOTAL TONS			TOTAL TH.CASES		
			2008-09	2007-08	2006-07	2008-09	2007-08	2006-07
San Fernando S.A., Frutera (Frusan)	758.8	13.8	772.6	569.1	426.8	43.0	30.0	22.5
<b>TOTAL TONS</b>	<b>2008-09</b>	<b>758.8</b>	<b>13.8</b>	<b>772.6</b>				
<b>TOTAL TONS</b>	<b>2007-08</b>	<b>569.1</b>		<b>569.1</b>				
<b>TOTAL TONS</b>	<b>2006-07</b>	<b>426.8</b>			<b>426.8</b>			
<b>TOTAL TH.CASES</b>	<b>2008-09</b>	<b>39.9</b>	<b>3.1</b>			<b>43.0</b>		
<b>TOTAL TH.CASES</b>	<b>2007-08</b>	<b>30.0</b>					<b>30.0</b>	
<b>TOTAL TH.CASES</b>	<b>2006-07</b>	<b>22.5</b>						<b>22.5</b>



<http://yaldatrading.com>

Bld. 4 Shop 161, Al Aw eer Central Fruit & Veg. Market  
P.O. Box 294007. Dubai  
United Arab Emirates

Yalda Trading Co LLC

Phone: 971 (4) 3334090

Fax: 971 (4) 333 4701

e-mail: yaldatrd@emirates.net.ae

## Main Species Detail

Season 2008/2009 (Tons)

EXPORTER	APPLE	GRAPE	KIWIS	PLUM	NECTARIN	TONS		TH.CAS	
						2008-09	2008-09	2008-09	2008-09
Geofrut S.A.	220.8			69.9	15.6	306.3	29.0		
Bendel S.A., Imp. y Exp.	83.6	112.2		21.6		217.4	20.7		
Trinidad Exports S.A.	20.4		107.8			128.2	34.8		
Gestión de Export. Frut. S.A.(Gesex)		92.0				92.0	11.2		
<b>TOTAL TONS</b>	<b>2008-09</b>	<b>324.8</b>	<b>204.1</b>	<b>107.8</b>	<b>91.5</b>	<b>15.6</b>	<b>743.8</b>		
<b>TOTAL TH.CASES</b>	<b>2008-09</b>	<b>17.6</b>	<b>24.9</b>	<b>33.7</b>	<b>16.4</b>	<b>3.1</b>		<b>95.7</b>	

Vital  
Egypt



### Main Species Detail

Season 2008/2009 (Tons)

EXPORTER		APPLE	KIWIS	PEAR	GRAPE	TOTAL TONS		TOTAL TH.CASES	
						2008-09	2007-08	2008-09	2007-08
Dole Chile S.A.		577.9	141.5			719.3	597.9	69.2	70.3
Unifrutti Traders Ltda.		21.4				21.4		1.2	
<b>TOTAL TONS</b>	2008-09	599.3	141.5			740.8			
<b>TOTAL TONS</b>	2007-08	342.5	143.4	67.5	44.6		597.9		
<b>TOTAL TH.CASES</b>	2008-09	32.9	37.5					70.4	
<b>TOTAL TH.CASES</b>	2007-08	18.8	36.5	5.1	9.9				70.3

Arjomandi General Trading

United Arab Emirates



### Main Species Detail

Season 2008/2009 (Tons)

EXPORTER		APPLE	GRAPE	PLUM	KIWIS	TOTAL TONS			TOTAL TH.CASES		
						2008-09	2007-08	2006-07	2008-09	2007-08	2006-07
Unifrutti Traders Ltda.		468.3	49.9			518.3			36.0		
Copefrut S.A.				49.9		49.9			5.0		
AMS Familv S.A.. Comercial		24.3				24.3	479.2	170.4	1.2	39.0	8.7
<b>TOTAL TONS</b>	2008-09	492.7	49.9	49.9		592.5					
<b>TOTAL TONS</b>	2007-08	735.6			53.2		788.8				
<b>TOTAL TONS</b>	2006-07	401.9						401.9			
<b>TOTAL TH.CASES</b>	2008-09	27.3	10.0	5.0					42.2		
<b>TOTAL TH.CASES</b>	2007-08	38.2			17.0					55.1	
<b>TOTAL TH.CASES</b>	2006-07	21.0									21.0

Food Invest Italia Spa

Libya



### Main Species Detail

Season 2008/2009 (Tons)

EXPORTER		APPLE	KIWIS	GRAPE	TONS		TH.CAS
					2008-09	2008-09	2008-09
FoodInvest Chile		543.9	17.9	14.1	575.9		38.6
<b>TOTAL TONS</b>	2008-09	543.9	17.9	14.1	575.9		
<b>TOTAL TH.CASES</b>	2008-09	29.9	5.6	3.1			38.6





<http://royalfruitsco.com>

Ring Road, Al Safa District, PO.Box 17622  
Jeddah 21494,  
Saudi Arabia

Royal Fruit Company Ltd.

Phone: 00966 2 6935019

Fax: 0096626771308

e-mail: [info@royalfruitsco.com](mailto:info@royalfruitsco.com)

## Main Species Detail

Season 2008/2009 (Tons)

EXPORTER	APPLE	PLUM	TONS		TH.CAS	
			2008-09	2008-09	2008-09	2008-09
Copefruit S.A.	97.2	48.0	145.2		11.0	
Fruval S.A., Exportadora	117.3	21.2	138.5		8.5	
Arodirect	120.4		120.4		6.3	
AMS Family S.A., Comercial	117.4		117.4		6.0	
<b>TOTAL TONS</b>	<b>2008-09</b>	<b>452.3</b>	<b>69.2</b>	<b>521.5</b>		
<b>TOTAL TH.CASES</b>	<b>2008-09</b>	<b>24.7</b>	<b>7.2</b>		<b>31.9</b>	



Arya Sam Foods

Iran

## Main Species Detail

Season 2008/2009 (Tons)

EXPORTER	APPLE	TONS		TH.CAS	
		2008-09	2008-09	2008-09	2008-09
Del Monte Fresh Produce (Chile) S.A.	486.2	486.2		25.2	
<b>TOTAL TONS</b>	<b>2008-09</b>	<b>486.2</b>	<b>486.2</b>		
<b>TOTAL TH.CASES</b>	<b>2008-09</b>	<b>25.2</b>		<b>25.2</b>	

## Middle East Importers By Exporter

Companies under 480.0 tons

Season 2008/2009 (Tons)

CONSIGNEE	EXPORTER	APPLE	KIWIS	GRAPE	PEAR	ALMOND	PLUM	WALNUT	ORANGE	OTHERS	TONS	CASES
MS Pure Food Co.	Copefrut S.A.	94.8					24.0				118.8	7,392
	Atlas S.A., Exportadora	136.9	40.1	12.4	20.2						209.6	24,025
	Unifrutti Traders Ltda.	82.8	59.1								141.9	19,968
Mohammed Odha Trading	Atlas S.A., Exportadora			37.1							37.1	8,254
	Jaime Soler S.A., Agroind.	19.0									19.0	1,520
	Frusas, Sn. Fdo Frutera	332.0		14.1	40.8						386.8	25,400
	Copefrut S.A.	22.5									22.5	1,248
Unifrutti Kuwait Co	Copefrut S.A.						12.9				12.9	1,520
	San Andrés, Exp.	8.9									8.9	490
	Greenvic Comercial S.A.				22.1						22.1	2,205
	Unifrutti Traders Ltda.	211.7	82.9	27.8	40.3						362.8	35,504
Al Nur for Marketing Agr.	Frusas, Sn. Fdo Frutera	355.7		28.2							383.8	24,976
Tasharukiat Zean Fruit Import.	Catania Chile S.A.	107.0									107.0	5,880
	Chilexpo Frut Ltda., Soc.	21.2									21.2	1,162
	Comexport Ltda.	20.4									20.4	1,064
	San Clemente S.A., Exp.	191.7									191.7	9,984
Novafruit International Ll.c.	Agrisouth Estates Chile	128.4									128.4	7,056
	Polar Fruit International	130.2	22.4								152.6	9,296
	Unifrutti Traders Ltda.	21.2									21.2	1,176
Del Monte Fresh P. Int.	Del Monte Fresh Produce	64.0	22.8	50.4	161.6						298.8	37,690
	Cinco Estrelas Chile S.A.	42.9									42.9	2,352
	San Andrés, Exp.	23.8									23.8	1,241
Tasharukiat Marwa	FoodInvest Chile	21.4									21.4	1,176
	Frusas, Sn. Fdo Frutera	47.4		9.2	23.5		1.4				81.5	7,160
	TyT Export S.A.	47.5									47.5	2,500
	Verfrut S.A., Soc. Exp.	22.0									22.0	1,152
	United Fruit Export	David del Curto S.A.	195.5								195.5	10,290
Haidari Trading	Atlas S.A., Exportadora	191.4								191.4	10,192	
Laysun Trading Co. Ltd.	Greenvic Comercial S.A.	90.4			54.9		44.8				190.1	14,816
	Greenvic Comercial S.A.		17.4								17.4	5,440
	San Clemente S.A., Exp.			18.7							18.7	2,280
Paramount Export	Trinidad Exports S.A.		145.1							145.1	45,336	
Abu Khalifa Trading	Frusas, Sn. Fdo Frutera	105.8									105.8	5,880
	Unifrutti Traders Ltda.	67.6									67.6	3,771
Dena Trading Co. LLC	Valbifrut S.A							20.0			20.0	2,000
	Frutexsa, Frutas de Export.					17.5					17.5	1,750
	Metropolitana Comerc.					32.0					32.0	3,200
	Pacific Nut Company Chile					80.0					80.0	8,000
	Parmex S.A.					16.0					16.0	1,600
Ai Aziza Panda United Inc.	Fruit Grower Chile, Exp.	159.5									159.5	8,631
Garza Import Export	Permanz Frut Ltda., Exp.	144.1									144.1	7,584
Resources for Food Prod.	TyT Export S.A.	134.0									134.0	7,054
Saadi Vegetables & Fruits	Frusas, Sn. Fdo Frutera	118.6									118.6	6,240
Al Grania Import Company	Frusas, Sn. Fdo Frutera	94.8			23.5						118.4	7,344
	San Andrés, Exp.	47.9									47.9	2,496
Khayat Trading Company	Fruit Grower Chile, Exp.	19.2									19.2	1,008
	Frusas, Sn. Fdo Frutera				12.7		4.4				17.1	3,192
	Verfrut S.A., Soc. Exp.			19.8							19.8	2,412
Umai Comercio Imp. e Exp.	Del Monte Fresh Produce	103.2									103.2	5,376
Salvi & C.S.R.L.	David del Curto S.A.	97.8									97.8	5,145
Al Asil Company	Agrisouth Estates Chile	64.2									64.2	3,528
Import.Export	Bendel S.A., Imp. y Exp.	20.4									20.4	1,064
Francaise Food	Everfresh S.A, Exp.	43.6	37.9								81.5	15,632
Otaghahayeh Mavade	Del Monte Fresh Produce	42.8		34.7							77.5	6,588
Sahara Import & Export	Subsole S.A., Exportadora		71.9								71.9	7,200
Daghmash for Marjeting	Frusas, Sn. Fdo Frutera	71.1									71.1	3,744
Samih Al Rajabi Sons Co.	Verfrut S.A., Soc. Exp.	47.1		17.7							64.8	4,640

## Middle East Importers By Exporter

Companies under 480 tons

Season 2008/2009 (Tons)

CONSIGNEE	EXPORTER	APPLE	KIWIS	GRAPE	PEAR	ALMOND	PLUM	WALNUT	ORANGE	OTHERS	TONS	CASES
Ibson General Trading Co.	Ecoastral Ltda.		32.8								32.8	10,240
	Catania Chile S.A.		16.8								16.8	5,600
Nader & Ebrahim Hassan	Frusas, Sn. Fdo Frutera	47.4									47.4	2,496
Al Kala Fro Marketing	Everfresh S.A, Exp.		47.0								47.0	4,800
Adel & Sadiq Trading Establishment	AMS Family S.A., Com. Los Lirios S.A. , Exp.	21.4 23.7									21.4 23.7	1,176 1,232
Saada Establis. Imp & Exp	Verfrut S.A., Soc. Exp.	23.7		20.5							44.2	3,550
Ahmad Al Ghamidi	Frusas, Sn. Fdo Frutera	23.7									23.7	1,248
	Verfrut S.A., Soc. Exp.			20.3							20.3	2,478
Sanad Trading Coldstore	FoodInvest Chile	42.8									42.8	2,352
Khaled	Alnuez Ltda., Exp. y As.					41.5					41.5	4,149
Ahmed Adbulla Sadeq Trad.	Sociedad Englander Nuss							40.0			40.0	3,000
Iran Dubai Company (LLC)	Polar Fruit International	21.4									21.4	1,176
	San Fco. Lo Garces, Soc.		17.4								17.4	5,440
A.T.O.M.	Chilefarms S.A.			19.7							19.7	2,400
	Los Lirios S.A. , Exp.			18.7							18.7	2,280
Jafar Moallem Trad.Co.	Indufrut Int Ltda. Imp.y Exp					32.0					32.0	3,200
Fresh-Connection Fruch.	Trinidad Exports S.A.	24.3									24.3	1,264
The Group Company	Propal S.A., Exportadora								24.2		24.2	1,568
Ever Fresh Fruit Co.	Everfresh S.A, Exp.	24.0									24.0	1,248
Ali Rashid	South Fruits Chile S.A.	23.8									23.8	1,248
Barakat Veg. & Fruits Co.	Geofrut S.A.		22.4								22.4	2,240
Long Oasis Limited	David del Curto S.A.	19.6									19.6	1,029
Primex International Trad.	Sur Trade							19.5			19.5	1,945
Ahmed Mohd Hussein S.	Everfresh S.A, Exp.		18.9								18.9	5,920
Miles Import	Agricola Claudia Zabala			18.7							18.7	2,280
Fresh Fruit Sha	Unifrutti Traders Ltda.	18.5									18.5	1,680
Arabian Trading Co.	Copefrut S.A.		17.9								17.9	5,600
Alroprim-Blasco	Exser Ltda.			17.7							17.7	2,160
Fresh Fruit Connections Inc.	Alquimia Fresh S.A			15.3							15.3	3,400
M/S Mohammad Audi	Everfresh S.A, Exp.			14.1							14.1	3,128



GENERAL STATISTICS



YEARBOOK CHILE 2009

# EXPORDATA



ExporData

THE OFFICIAL FIGURES



Entregamos Soluciones para ti.



plástico bien pensado

Américo Vespucio Norte 1125 • Huechuraba • Santiago • Chile  
Fono: (56-2) 620 85 20 • Fax: (56-2) 740 07 07 • [www.wenco.cl](http://www.wenco.cl)

➤ Bins



➤ Cajas Plásticas



➤ Cajas Exportación



➤ Bidones



➤ Tambores



Entregamos Soluciones para ti.



plástico bien pensado

Américo Vespucio Norte 1125 • Huechuraba • Santiago • Chile  
Fono: (56-2) 620 85 20 • Fax: (56-2) 740 07 07 • [www.wenco.cl](http://www.wenco.cl)

**We bring  
New Varieties  
of fruit to life**



www.homboregers.cl

C&D Internacional is a Chilean fresh produce export company devoted to growing and marketing its own fruit. The C&D group consists of specialized growers supported by a dedicated marketing and technical team which is committed to supplying the marketplace with not only the finest quality product but also the latest in varietal development.



CyD Internacional S.A. Av. Vitacura 2771 Of. 1201, Santiago - Chile • Tel. (56-2) 236 5060 • Fax (56-2) 236 5059 • E-mail: cyd@cyd.cl • www.cyd.cl

www.fruitonline.com

## Decofrut the Leader in Quality Control and information for the Produce Business

Chile - Holland - USA - UK - Mexico - Spain - Italy - Russia - France - Asia

- Decofrut, founded in 1987, now has offices in more than 12 produce production and reception centers around the world.
- Over than 140 million boxes of fruit and vegetables inspected each year.
- Experience and vision consolidated in a group of 250 professionals placed at strategic packing centers and produce markets across the world.
- Decofrut's services feature state of the art technology in the inspections process and for communicating information to the client.





## Total Volumes by Export Company

Season 2008/2009 (Thousand cases)

EXPORTER	GRAPE	APPLE	KIWIS	BLUEB	PLUM	AVOCADO	PEAR	CHERRY	OTHERS	2008-09	2007-08	2006-07
1 Dole Chile S.A.	5,069.8	4,126.3	1,262.3	0.2	648.0		1,019.0	158.9	451.3	12,736	13,406	13,163
2 Unifrutti Traders Ltda.	4,297.2	3,651.9	549.6		154.3	44.6	1,694.1	510.5	1,221.3	12,123	11,414	11,983
3 David del Curto S.A.	3,356.2	2,310.9	651.7		1,220.6		798.9	337.6	996.6	9,672.5	10,479	10,024
4 Río Blanco Ltda, Exportadora	7,816.0	0.8	725.5			63.6		462.9	555.2	9,624.0	9,664.8	9,547.6
5 Del Monte Fresh Produce (Chile) S.A.	6,218.0	961.9	224.9	6.1	379.9	84.5	300.5	461.5	624.9	9,262.2	9,483.5	10,378
6 Copefrut S.A.	12.3	2,836.3	1,824.2	16.7	1,616.5		333.6	1,213.7	663.7	8,517.0	9,100.5	9,525.8
7 Subsole S.A., Exportadora	5,412.7		1,116.6	0.6		948.1		74.3	558.6	8,111.0	7,553.7	7,912.7
8 San Fernando S.A., Frutera (Frusan)	1,565.3	3,185.7	540.5		721.6	30.6	961.9	433.7	26.6	7,465.9	7,255.5	6,250.9
9 Aconcagua Ltda, Exportadora (Aconex)	3,436.2	178.1	411.3		644.3		65.7	188.9	1,411.5	6,336.0	6,731.1	6,223.3
10 Soc. Agric. Comercial Ltda, (Agricom)	1,858.9	395.3		178.8	308.4	1,666.2	60.7	0.4	1,244.6	5,713.3	6,885.3	8,854.1
11 Greenvic Comercial S.A.	807.5	1,429.8	793.0	51.2	594.3	67.7	170.8	95.2	1,221.3	5,230.8	5,798.2	5,099.7
12 Scramble Ltda., Ases e Inv.	3,594.5	210.6	370.3		30.0		80.3	53.3	249.2	4,588.2		
13 Verfrut S.A., Sociedad Exportadora	2,897.2	654.0	32.8		257.0		46.8	35.7	533.1	4,456.6	5,531.3	
14 Rucaray S.A., Exportadora y Servicios	2,538.0	819.1	228.1		113.1		365.1	181.6	165.0	4,410.0	4,298.5	5,857.3
15 Propal S.A., Exportadora		2.6	216.5			2,915.0			1,179.2	4,313.3	4,566.6	6,076.3
16 Exser Ltda.	4,212.5				13.8				13.5	4,239.8	2,960.6	2,591.2
17 Gestión de Exportación Frutícola S.A.(Gesex)	2,454.9	37.0			424.6	34.5	10.7	28.2	1,015.0	4,004.8	3,834.4	2,937.0
18 Geofrut S.A.	1,435.9	329.8	333.3		584.4		147.9	97.4	622.3	3,550.9	3,163.0	3,295.1
19 Hortifrut Chile S.A.				3,200.3					97.3	3,297.7	3,175.9	2,966.7
20 C y D Internacional S.A.	185.5	610.4	297.0	103.3	155.9		31.4	26.7	1,323.2	2,733.4	2,666.5	2,463.5
21 Agua Santa, Exportadora (Greentree)	1,153.3	43.2	430.5		443.1		70.8	30.0	319.4	2,490.2	2,573.6	2,701.4
22 San Francisco Lo Garces Ltda., Sociedad	204.1	2.1	466.7		244.1			849.1	714.6	2,480.7	2,002.7	1,629.9
23 Exportadora Frutam Ltda.	459.6	1,203.5	84.2	0.2	148.8		261.2	18.9	281.8	2,458.3	2,990.8	2,986.8
24 San Clemente S.A., Exp.	712.3	1,395.5			5.6		34.4	140.0	95.8	2,404.7		
25 Santa Cruz S.A., Exportadora	274.7		330.7			1,068.0		0.6	596.1	2,270.2	2,081.6	3,109.6
26 Atacama Ltda. Frutícola y Export.	2,226.8									2,226.8	2,084.6	1,733.3
27 Vital Berry Marketing S.A.				2,079.3				53.8	60.0	2,193.0	2,551.7	2,262.0
28 Trinidad Exports S.A.	325.6	317.6	1,231.4				83.3	41.8		1,999.8	1,894.9	2,092.9
29 Frutexport S.A.	1,784.7	12.9			81.4		64.0		22.1	1,965.1	1,855.3	2,699.9
30 Magna Trading S.A., Exportadora	357.0	779.8			64.4		376.9	159.0	194.1	1,931.1	1,706.5	
31 Driscoll 's de Chile S.A.				1,918.5						1,918.5	2,042.7	1,660.8
32 Agroberries Ltda.				1,738.0						1,738.0	1,280.4	1,169.6
33 Los Lirios S.A., Exportadora	476.3	547.2	135.3		146.4		172.7	85.7	45.1	1,608.9	1,398.4	1,293.1
34 AMS Family S.A., Comercial		845.2	265.4	102.9	210.5		35.7	89.1	28.2	1,577.0	1,883.3	1,705.4
35 Atlas S.A., Exportadora	617.7	447.4	131.9		41.0		151.3	4.3	47.6	1,441.2	1,948.8	1,553.2
36 Sun Belle Berries S.A.				1,279.5				109.8		1,389.3	1,273.4	1,118.0
37 Frucentro S.A.	748.1	3.8	0.1		299.4		1.3	55.9	264.6	1,373.3	1,205.3	1,218.4
38 Contador Frutos S.A.	1,351.7									1,351.7	807.1	1,036.5
39 Santa Elena S.A., Exportadora	1,320.4									1,320.4	1,193.1	949.6
40 Córpora Agrícola S.A.	1,109.8	1.0			36.0	118.7			21.0	1,286.5	1,416.2	1,587.7
41 Comercial Prontoexport Ltda.	1,235.1		15.5			2.5			1.4	1,254.5	1,198.0	911.6
42 Euroamérica S.A., Frutera	1,219.5	6.8	5.8					19.2	3.0	1,254.3	1,228.0	1,125.1
43 Southern Fruit, Exportadora	147.8	253.9	102.3	19.2	353.1	1.9	18.9	11.5	303.0	1,211.6	947.2	
44 Lafrut Exportaciones Agropecuarias Ltda.	792.3	111.5	70.8	0.3	76.3		97.7		11.6	1,160.4	917.9	1,058.9
45 Santa María S.A., Compañía Frutera	1,037.8	39.1	30.3							1,107.2	911.3	818.2
46 Bauza Export Ltda.	1,044.1				37.4				16.9	1,098.5	1,035.9	1,271.3
47 Cerro Campanario Ltda, Sociedad Agrícola	1,037.2					36.5				1,073.7	655.1	740.4
48 Comercial Frutícola S.A.			162.8	625.4					265.4	1,053.6	1,081.0	906.8
49 Compañía Frutera del Norte S.A (CFN)	956.8		2.2		42.1			11.0	36.0	1,048.0	1,748.3	1,823.6
50 TyT Export S.A.	77.7	734.1	100.2		37.5		52.9	15.3	20.2	1,037.9	1,022.3	536.5
51 Valle Maule S.A.				1,030.8					2.2	1,033.0	1,274.6	676.5
52 Agrisouth Estates Chile S.A.		971.2					60.0			1,031.1	1,350.3	1,215.5
53 Desarrollo Agrario S.A.	577.6					357.3			33.0	967.8	838.4	412.9
54 Polar Fruit International S.A.	237.4	424.0	78.8		32.8		35.6	5.8	65.1	879.5	929.8	762.6
55 Novafrux S.A.	184.3	83.5			266.7				325.2	859.8		
56 Frutasol Chile S.A., Exportadora	145.8	587.6	74.9				48.3			856.7	980.6	750.4
57 El Parque Ltda, Exportadora y Servicios	302.3					481.6			27.9	811.8	739.5	440.7
58 Ruiz Tagle Humeres, Sergio	753.8	23.7	1.9				0.9			780.3	1,002.2	1,167.1
59 Terrafrut S.A	310.6	107.8	97.3		79.6			12.1	159.9	767.2	785.8	786.6
60 Prize Ltda., Exportadora	9.4	12.1	501.7		60.1		77.9	12.7	78.7	752.6	437.6	471.5
61 Guillermo Prohens Sommella S.A.	747.1									747.1	561.5	555.4
62 Quintay S.A., Exportadora	731.4			15.0				0.3		746.7	994.3	820.6
63 Miemis Ltda, Comercial	741.4									741.4	601.2	770.9
64 Agrícola Lyon Ltda	615.6		120.6							736.2	582.7	335.5
65 Valdovinos y Araya Ltda.	731.4									731.4	867.4	864.6
66 Catania Chile S.A.	234.4	89.9	379.0					0.1	11.1	714.4	544.3	581.0
67 Frutamerica S.A, Exp.	436.5	2.2	10.8		81.2			6.4	149.6	686.8	1,003.4	976.0
68 Meyer Ltda., Exportaciones	124.5	100.7	192.4		33.8			184.6	50.3	686.4	930.7	869.3
69 Delifruit S.A	137.3		6.7		152.2			10.2	359.4	665.9	747.3	665.1
70 Fruit Grower Chile S.A, Exportadora	412.4	111.6	29.1	15.5				57.9	35.5	662.0	660.7	338.3

EXPORTER	GRAPE	APPLE	KIWIS	BLUEB	PLUM	AVOCADO	PEAR	CHERRY	OTHERS	2008-09	2007-08	2006-07
71 Fresh Land Chile S.A.	536.9	54.0	23.2		10.2		33.1	1.1		658.5	805.8	623.0
72 Sofruco Alimentos Ltda.	227.0	10.1	186.7		18.3		173.8		30.7	646.7	704.3	631.7
73 Green Valley Ltda., Exportadora	640.4					1.9			2.9	645.2	802.5	411.4
74 Cabifrut S.A.						525.4			105.7	631.0	762.3	1,771.0
75 Gedesa Exportaciones S.A	407.0				37.6			52.1	132.9	629.6	845.1	982.2
76 Quilaco S.A., Agroindustrias	584.2									584.2	435.9	508.0
77 Fruta Austral Exp. Ltda	581.1							1.8		582.9	450.7	285.5
78 Alimentos Naturales Vitafoods S.A.				559.5						559.5	784.4	714.6
79 Frugal S.A., Exportadora		246.1	213.1		55.4		0.9	30.5		545.9	388.0	443.9
80 Queulat Export S.A.	314.4	60.3	80.9		50.6		7.9		15.8	530.0	461.4	
81 Montolin S.A., Agrícola e Inmobiliaria	418.5					19.2			80.8	518.5	507.8	364.0
82 El Maitenal S.A., Agrícola	516.6									516.6	450.0	405.5
83 Alquimia Fresh S.A	282.6	62.9	35.6	3.9	109.9		1.3	8.6	9.4	514.3	374.9	
84 Ecoaustral Ltda.		36.1	382.9		44.5			31.3	15.7	510.5	547.2	370.6
85 South Pacific Trading Ltda.				501.5						501.5	491.0	413.0
86 La Higuera S.A.	171.5				24.0	27.0			278.9	501.4	345.6	568.0
87 Comexport Ltda.	278.5	127.3	33.9		0.6		22.7	23.6	0.4	487.0	376.7	339.1
88 MSM S.A.	95.5	298.5	10.1		7.0		62.7	3.3	7.2	484.3	1,052.0	361.3
89 Brown Ltda, Agrícola	475.3									475.3	280.9	273.2
90 Corporación Frutícola Chilena S.A. (Corfrut)	157.5	126.1	16.6				101.8	3.1	63.5	468.7	687.5	832.8
91 Tempo Fruit S.A.	256.8				34.3	28.8		0.2	143.6	463.7	313.5	
92 Nutrafrut S.A.	452.7		7.1							459.7	527.0	298.6
93 Agrícola Los Mayos Ltda.			2.1		227.5			24.7	205.1	459.4	478.7	407.4
94 Agronegocios Valles del Norte Ltda	445.6				5.0				8.4	459.0	384.9	
95 Jaime Prohens V. y Cia.Ltda.	453.8									453.8		
96 Disa S.A, Exportadora	439.4				6.1				7.4	452.9	377.5	349.2
97 Surfrut Fresh S.A.	128.0	13.7	53.3		14.6			233.3	6.6	449.5	426.9	338.1
98 Gonzagri S.A., Exportadora		262.7		98.4				86.8		447.9	46.7	48.2
99 7 Stars S.A.	58.7	251.1	2.2		25.2		100.2		6.1	443.6		
100 South Fruits Chile S.A.	219.9	82.0	102.6	0.5	2.0		23.5	1.9	5.0	437.3	377.3	
101 Agrícola La Cantera	406.3								21.6	427.9	371.0	344.2
102 Passalacqua C., Daniella A.	420.4									420.4	524.2	434.4
103 Prohens S, Rafael y Cia. Ltda.	187.9								232.3	420.2	175.9	214.2
104 Agrícola Plaza Vieja Ltda.	418.0									418.0	349.5	
105 Aldunate Ltda, Exportadora	319.2		98.5							417.7	411.7	301.6
106 Tio Plaza Ltda., Agrícola	413.5									413.5	440.6	359.0
107 Prima Agrotrading S.A.	1.8	14.8		232.1	10.7	90.2		21.7	40.0	411.4	605.3	735.3
108 Noble Fruit S.A.	314.2	5.0	2.2		16.2			5.6	67.8	411.1		
109 Chilexpo Frut Ltda., Soc. Agr.	97.0	149.5	49.7	0.5	4.9		35.5	48.1	5.3	390.3	290.4	191.3
110 Patagonia Export S.A.	223.5	149.9	9.0					0.9		383.3	391.8	317.0
111 Sicor S.A., Agrícola	299.4					3.8			70.8	374.1	382.0	390.6
112 Lo Castillo Exportaciones Ltda.	373.9									373.9	347.8	326.0
113 Exportadora San Andrés Ltda.		304.2	54.0					7.8		366.0	302.2	
114 Tresette Importadora Ltda.	361.8									361.8	177.4	192.2
115 Cerrillos de Tamaya						9.6			342.7	352.3	293.5	372.1
116 Cerro Poqui Ltda., Exportadora	75.8	180.0	28.4				64.1			348.3	381.9	439.0
117 Convalis S.A, Exportadora	163.8	63.3	35.8	0.4	15.6		13.7	4.0	46.9	343.6	220.5	173.5
118 Cabo de Hornos S.A., Empresas	339.2									339.2	345.5	64.0
119 La Primavera S.A, Sociedad Agrícola	333.3		2.4							335.7	258.4	130.5
120 Golden Fruits Ltda. Exportadora	96.3	154.9	7.9		16.9		33.4	7.1	11.7	328.2	107.8	
121 Sofruileg Chile S.A.			323.1							323.1	345.8	362.2
122 Agro Alimentos Ltda. (Agral)	318.5									318.5	331.1	408.8
123 Sapel Ltda, Exportadora	18.9		10.1		128.7			1.8	155.3	314.9	327.1	344.9
124 Agrícola Gloria Chile	100.3	53.8	83.5		14.4		18.1	0.4	42.8	313.3	303.2	
125 Hars & Hagebauer Ltda. Agencia en Chile	296.9		2.2					4.1		303.2	79.6	
126 Isabel Valenzuela R.		230.3					64.6			294.9	242.9	292.8
127 Jaime Soler S.A., Agroindustrial	10.8	157.9	31.5		16.7		16.2	55.0	3.7	291.7	442.5	475.4
128 Jaime Prohens E	291.2									291.2	121.4	61.4
129 Frux Ltda, Exportadora				287.5						287.5	161.6	234.2
130 Alcalde S.A.	20.3	223.4			4.8		37.1			285.5	291.2	372.1
131 Everfresh S.A, Exportadora	9.4	144.3	131.1							284.9	152.2	130.4
132 Canta Rana S.A, Agr. Forest.	283.6									283.6	288.8	192.0
133 Merex Chile Ltda., Agrícola	54.3			211.5				1.3	13.9	281.0	62.7	157.7
134 Hacienda Chorombo S.A.	274.8									274.8	315.1	382.1
135 Entre Rios Farms				271.5						271.5	288.7	160.4
136 Elqui, Asesoría Agronómica	269.4									269.4	280.2	318.9
137 Pacific S.A., Exportadora			4.6					10.0	254.4	268.9	1,357.0	2,170.4
138 Zebra Ltda, Frutícola	267.7									267.7	197.0	126.0
139 Fresh Export Ltda.	55.1				93.4			29.7	88.1	266.4	232.5	267.6
140 San Rafael Ltda.		26.6	129.8	101.9						258.3	156.5	
141 Comercializadora Paine Ltda.	209.8	1.2	43.5							254.5		
142 Araucaria Exportaciones S.A.			25.6		75.5			3.8	148.8	253.7	258.8	22.3
143 Moncuri SA Inversiones	253.5									253.5	225.9	143.2
144 Pacific Nut Company Chile S.A.									249.9	249.9	175.1	141.5
145 Triofrut Ltda., Exportadora	37.6	14.6	73.8		6.2		27.5	0.2	88.5	248.3	178.8	228.4

EXPORTER	GRAPE	APPLE	KIWIS	BLUEB	PLUM	AVOCADO	PEAR	CHERRY	OTHERS	2008-09	2007-08	2006-07
146 APF Export S.A.		245.9								245.9	213.6	227.4
147 San Clemente Ltda, Agrícola	3.1	239.5				1.9		0.4		244.9	2,739.0	2,485.6
148 Chilefarms S.A.	225.8					18.4				244.1	183.9	1.5
149 Rio Rapel S.A., Exportadora	242.6									242.6	300.6	252.2
150 Easter Island S.A	172.5		4.8	29.2		34.5				241.0	166.2	181.2
151 Carlos Hasbun Hasbun E, Exportadora	20.3	181.7	15.9		5.9		4.5	3.3	6.5	238.0	90.9	8.6
152 Andina Exportadora S.A.	180.2				38.5			0.9	13.3	232.9	274.2	352.8
153 Agrofruta Ltda.	178.4	5.5	29.5		4.8		0.8		7.2	226.2	85.1	
154 Valle Central Ltda, Asesorías	22.2							3.2	200.8	226.2	129.6	99.1
155 Comercial SM Plus Ltda.	0.5	137.1	88.1							225.7		
156 Alfonso Evzaquirre y Cia. Ltda, Comercial	73.1				15.4				129.7	218.2	307.1	258.1
157 Comercial SVS Ltda	15.0			198.4				0.7	3.0	217.1	96.1	
158 El Torreón Export Ltda.		162.0	54.4							216.5	200.8	210.5
159 Rueda Ltda., Exportadora	31.5	142.2			2.1		18.7	4.2	15.2	213.9	218.7	275.3
160 Frío Tocornal Ltda, (Agrofruta Tocornal)	213.0									213.0	225.9	197.4
161 Ines Escobar y Cia Ltda		70.7	51.4				78.5	11.7		212.3	162.8	27.0
162 Aguas Blancas Ltda, Frutera	204.5									204.5	268.7	253.0
163 Frumel Ltda.	190.4					3.8			9.6	203.7	169.2	
164 Exportadora Solovan Ltda.		192.4			0.8		3.8	4.1	1.2	202.4	188.0	159.6
165 Oppenheimer Chile Ltda, Servicios Agrícolas	96.4	48.1	28.8		7.4		3.7	1.3	14.4	200.1	320.8	221.0
166 Wiesner S.A., Patricio	69.8	92.9	17.9					18.3		198.9	174.2	455.9
167 Proexport Ltda, Exportadora	172.4					25.0				197.4	396.8	35.1
168 Chilfresh Ltda., Servicios	15.9	6.4	23.8		28.7			71.3	45.8	191.9	248.3	177.0
169 Agricamex .Ltda				79.8					109.8	189.6	237.5	199.7
170 El Calvario S.A , Agrícola	187.2									187.2	203.9	179.1
171 Agrifrut Comercial Ltda.	186.2									186.2	178.1	113.7
172 Finest Fruits S.A.	186.1									186.1	154.0	150.5
173 Agrícola Dalbosco Hnos.y Cia Ltda.						185.3				185.3	50.9	
174 Monte Alto	159.0				26.2					185.2		
175 Rancagua, Cia. Exp. Ltda.								184.9		184.9	145.0	78.0
176 Agrexport Ltda.	184.7									184.7	202.2	203.3
177 El Cerrito S.A., Agrícola	180.4									180.4	162.1	165.7
178 Lontue S.A., Dist. de Frutas ( Lonfrut)		102.0	26.9				29.2	21.6		179.8	263.0	255.8
179 Anakena Ltda, Exportadora									178.5	178.5	133.8	128.0
180 Jaime Bosh B e Hijos Cia. Ltda.	42.0	78.1	58.2							178.3	198.0	200.1
181 Grow Southwest S.A.	176.6									176.6	70.7	26.1
182 Monterreal Ltda, Exp de Frutas	109.6				66.7					176.3	131.3	144.9
183 Dosal Hnos. y Cia. Ltda.		175.8								175.8	226.7	168.7
184 Patagonia Food S.A				172.4						172.4	158.9	116.7
185 Carvajal y Salina Ltda., S.A.C.	168.6									168.6	80.9	77.3
186 Arcotrading Ltda	166.2								2.2	168.4	190.6	59.8
187 TyF Ltda., Exportadora	8.2	138.2	11.5		2.3		0.6	3.2	2.8	166.8	56.0	
188 Casabindo Ltda, Exportadora Agrícola									166.3	166.3	174.1	209.4
189 San Esteban Ltda., Exp.		25.9	42.9	57.1			35.5			161.3		
190 Agrofruit Ltda, Exportadora	160.6									160.6	132.4	70.5
191 Cerro Alegre Ltda.	159.6									159.6		
192 Troncoso Moreno, Johnny		114.5	0.2		0.6		43.1			158.4	133.7	146.8
193 Oteiza Limitada, Exportadora e Importadora						7.7			149.5	157.2	100.9	92.2
194 Permanz Frut Ltda., Exportadora	10.3	138.8	4.1				2.8			156.1	93.1	147.6
195 Raimapu S.A.	11.3								141.4	152.8	102.1	
196 El Almendro S.A		152.7								152.7	188.0	76.0
197 San Ricardo Ltda		63.7	1.8		25.8		41.6	0.7	17.3	150.9	117.1	75.8
198 South Pacific Ltda., Soc. Agr.	149.9									149.9	229.5	112.1
199 Grow Logistic S.A.	138.4		10.5							148.9	45.2	
200 Patricio Negrete Ltda., Soc. Exp.		120.9	1.2		1.2		24.0			147.2	155.6	150.3
201 Valle Limarí S.A, Exportadora	9.5								137.4	146.9	76.4	231.5
202 Huertos del Valle Ltda., Agrolnd. y Com.									146.5	146.5	94.2	68.7
203 Cochiquaz S.A., Agric.	145.0									145.0	126.9	100.3
204 Cottlefarms Chile Ltda				144.9						144.9	77.3	40.1
205 Blue Valley				119.2					25.4	144.7	124.0	
206 Agric. Gonzalez		121.3			10.6		9.5			141.3	18.9	
207 Agrícola y Frutícola La Esperanza S.A	113.2	3.3	1.7				21.4			139.7	124.2	
208 Idahue Chile	138.8									138.8	142.1	
209 Bellavita S.A, Agrícola	136.0									136.0	151.0	169.6
210 La Herradura Ltda., Soc. Agr.	133.2									133.2	118.9	114.0
211 Petra Ltda., Soc. Exportadora	132.1									132.1	149.0	120.5
212 González y Montealegre Ltda		105.2	0.6		10.0		13.8	0.4	0.6	130.6	128.8	194.7
213 Terramater S.A.		130.6								130.6	164.1	214.4
214 Pocuro Ltda.	128.9									128.9		
215 Fruchac Export S.A.						101.8			24.3	126.2	148.2	
216 Gravo S.A.	124.9									124.9		
217 Nicofrut S.A.	38.5	72.2	2.3		4.3		4.6		2.9	124.7	22.0	
218 Atlántida Ltda, Sociedad Agrícola e Inm.	62.4				34.7				26.9	123.9	111.9	151.0
219 Rosales Hnos y Cia Ltda Sc. Aq.									119.6	119.6	98.3	160.0
220 Sof South Organic Fruit S.A.		95.7		22.8						118.5	174.9	184.2

EXPORTER	GRAPE	APPLE	KIWIS	BLUEB	PLUM	AVOCADO	PEAR	CHERRY	OTHERS	2008-09	2007-08	2006-07
221 RC Ltda., Comerc.B	13.1	70.8	4.8		3.8		21.8		3.1	117.3		8.4
222 Paidahuen S.A., Agrícola	115.3									115.3	131.4	122.7
223 Seedless Valley S.A., Exportadora	114.9									114.9	54.1	36.6
224 La Rosa Sofruco						53.3			60.4	113.7	81.3	59.3
225 Megafruit Ltda.	97.1		9.3					6.4		112.8	136.3	106.3
226 Cato Ltda, Soc Agrícola				108.8						108.8	43.2	44.5
227 Rauco Ltda.	95.3								8.7	104.0		
228 Frutas de Exportación S.A. (Frutexsa)	8.2								95.6	103.8	70.9	38.9
229 Rosario Ltda., Agrícola	99.8									99.8	96.0	117.1
230 El Olam Ltda.	13.8	38.8	5.5		2.4		21.0	12.6	3.3	97.5		
231 Puelche S.A.		66.2	0.4		12.6		13.0	1.0	2.5	95.8	7.2	
232 Nadco S.A., Agrícola	93.9									93.9	363.0	396.2
233 Exportadora San Lorenzo Ltda.	93.1									93.1	116.8	105.2
234 Río Paraná Ltda.	66.1				26.5					92.6	80.9	62.5
235 Belco Ltda.	92.3									92.3		
236 San Luis de Yáquil S. A.(Johnsonfruit)	86.1							6.1		92.2	43.5	
237 Planet S.A, Exportadora	17.8	32.8	2.9		11.0		2.6	6.2	18.8	92.0	87.9	125.3
238 Valle del Maipo Chilean Fruit S.A.	45.5						20.4	25.3		91.1	92.5	52.3
239 Santa Julia Ltda, Agrícola y Comercial	84.0				5.2					89.1	62.9	40.3
240 Vitalpal S.A.						85.0			3.6	88.6	121.9	147.0
241 Quinta Fruit Ltda.	87.2									87.2	48.1	
242 Santa Marta, Exportadora S.A	6.8	2.4			57.0				20.1	86.3	72.7	73.9
243 Exportadora Campofrut Ltda.		3.4	54.8		8.9				18.7	85.8	26.3	95.0
244 Santa Luisa Exp.						64.9			20.9	85.8	15.8	
245 Agrofrio Central Ltda.								85.6		85.6	67.2	54.1
246 Inversiones Tapihue Ltda.				85.4						85.4	107.4	107.6
247 Norbar Chile S.A	66.2					19.2				85.4	127.3	109.1
248 Serv. Integral de Transporte S.A									84.2	84.2	132.6	173.0
249 More Fruits Ltda.	8.5	27.4		0.9				34.3	12.7	83.8		
250 Rengo S.A, Exportadora		68.5	15.0							83.5	32.1	54.8
251 Soc.Agrícola Y Com.Greenagro	15.6				3.2			9.4	54.9	83.1	50.3	
252 Valbifrut S.A									82.1	82.1	96.7	99.7
253 Santa Monica Ltda, Agrícola	80.9									80.9	195.0	117.7
254 El Boldar, Agrícola Ltda		80.7								80.7	69.9	104.3
255 Inver.Agrícola Buenos Aires Sa		80.4								80.4	44.4	22.7
256 Exportadora Panagro S.A.								79.9		79.9	11.6	0.9
257 Luis Felipe Edwards, Frutícola. Ltda	79.4									79.4	201.2	296.5
258 Alto Copiapó Ltda, Exp. de Uvas	77.3									77.3	114.2	165.2
259 Empresa Venezolana Chilena	16.2	54.5			1.1		3.8	0.5	0.8	77.1	90.1	89.1
260 Soc.Comercial Star Fruit Ltda.	71.5								5.2	76.7	68.8	25.2
261 Cont. Del Sur	4.2	39.4	6.4	5.8			14.6	6.1	0.1	76.7		
262 Mendoza Ytuza, Luis	15.9	31.9	5.0		12.7		5.9		3.7	75.0		
263 Mario Gutierrez	32.4	6.9	4.4		8.1			2.9	20.0	74.8	54.0	75.3
264 NSA Exports Ltda.		46.7			15.6		11.8			74.1		
265 C y M Ltda., Soc. Agric.	73.9									73.9	22.6	193.8
266 Marta Gonzalez		61.6					12.0			73.5		
267 Ava Ltda.	72.9									72.9	46.9	
268 Natafruit Ltda.	8.7					63.3				72.0	9.3	
269 Natural Choice									70.8	70.8		
270 Hojas Export Ltda.									69.5	69.5	89.2	84.2
271 Ballerina Ltda., Agric.									69.3	69.3	47.6	40.6
272 R.P. S.A., Imp y Exp	68.9									68.9	97.7	77.0
273 Graneros Ltda, Com. y Deshid.									68.1	68.1	67.1	51.6
274 Achondo Sullivan Ltda., Agric.	67.9									67.9		
275 Santa Julia Ltda., Agr.	6.5	4.5	11.2		13.0			10.5	21.9	67.5	161.7	24.7
276 Henríquez Marich., Juan			14.4		52.3			0.8		67.5		293.0
277 Frutifor Ltda., Exp.		60.2					6.4			66.6	79.5	4.1
278 Crispa Gold Ltda.						1.9			64.4	66.3		
279 Agric.Com.E Invers.El Camino									66.0	66.0	23.4	9.7
280 Ben David S.A, Exportadora		6.2	42.9					9.8	7.1	66.0	2,299.2	1,942.9
281 Parmex S.A.									66.0	66.0	45.5	22.4
282 Exp Sudterra Frut S.A.	22.1								43.9	66.0	101.6	5.3
283 Francisco Gonzalez M. EIRL, Emp Com.	0.5	50.4	0.7		4.9		8.2	0.2		64.9	16.2	
284 Beatriz A.Aliaga Caceres		39.2	1.3		7.0		13.8		2.9	64.1	50.2	9.2
285 Exportadora Doña Paula Ltda.	64.1									64.1	13.4	10.4
286 Río Duero S.A.	61.8				2.2					64.0		
287 Renta-Frut S.A., Agric	63.9									63.9	49.0	87.4
288 Citripal Ltda., Agrícola						49.6			13.1	62.7	35.5	
289 Río Claro Ltda, Soc. Frutera		58.1	2.1						2.4	62.6	104.6	105.2
290 Nexco Chile S.A.	52.7	1.0			2.5		5.2		0.5	62.0	55.6	25.2
291 Zúñiga Zúñiga, José D.	61.1									61.1	32.3	74.2
292 Austral Fruit S.	60.9									60.9	25.1	
293 Quilvo Alto Ltda. Soc. Comercial		48.5	1.3		6.0		1.7		3.2	60.7	72.6	120.0
294 La Cruz Ltda, Agro. Comercial						59.5				59.5	71.8	45.0
295 Brigofrut Import.Export.Eirl		55.8					3.5			59.4	102.2	125.2

EXPORTER	GRAPE	APPLE	KIWIS	BLUEB	PLUM	AVOCADO	PEAR	CHERRY	OTHERS	2008-09	2007-08	2006-07
296 Bendel S.A., Imp. y Exp.	24.9	14.2	4.3		10.8	5.0				59.3	60.0	53.7
297 Exportadora M 5 S.A.						16.5			42.4	58.8	136.0	
298 Santa Ana Ltda., Soc. Agrícola	58.1									58.1	63.1	140.8
299 Frutícola de Los Andes, Exportadora	57.7									57.7	189.3	80.2
300 Agrícola Cordillera S.A	57.2									57.2	167.6	52.3
301 Benipaula S.A.	20.5	16.7			4.8		12.8		2.4	57.2	1.2	2.1
302 Metropolitana Comerc.									56.8	56.8	30.4	8.1
303 Andinexia S.A		56.5								56.5	82.7	119.4
304 Rebeca Produce E.I.R.L.	8.4	22.2	5.6		0.02		5.6	13.6	0.06	55.4	15.3	25.2
305 New York Exportaciones y Cia Ltda.	16.1					32.9			5.8	54.8	69.6	52.2
306 FoodInvest Chile	3.1	34.5	16.8							54.4		
307 Fruver Chile Ltda, Exportadora		53.9								53.9	94.4	197.7
308 El Rancho Ltda, Servicios	46.8				5.4					52.3	87.4	63.9
309 Santa Isabel De Cato Ltda.		50.6								50.6	82.3	77.0
310 GB Export S.A.	50.6									50.6	20.4	
311 Lopez, Maria V.	50.3									50.3		
312 Chicureo Ltda.	49.7									49.7		
313 San Carlos Ltda, Soc. Agrícola	49.4									49.4	36.3	42.1
314 Igal Exportaciones Ltda	2.1	32.3	6.9		5.9		1.4			48.5	31.4	30.8
315 Calavo Chile S.A.						44.4			3.8	48.1		
316 Fantuzzi Villasante Ltda. (Exportal)	11.4				6.7				29.5	47.6	16.6	8.0
317 Vap Export Chile Ltda		3.1						44.5		47.5	44.3	34.0
318 Silvana Troncoso		44.4					3.0			47.4		6.0
319 All American Farm Chile S.A.								8.5	38.7	47.2	52.9	64.8
320 La Campana Ltda.	46.7									46.7	53.8	
321 Orion Pacific Internacional, Inc.		15.8			9.6				20.5	45.9	95.1	3.2
322 Veneto S.A, Inversiones y Agrícola	36.9				1.0		3.8		2.1	43.9	67.6	39.9
323 Valles Naturales de Chile Ltda						35.0			8.6	43.7	124.2	56.8
324 Mauricio Troncoso V.		41.6					0.9			42.6		
325 Asi Chile S.A.									42.3	42.3	41.7	36.3
326 Natural Fruit L		30.7	2.4		2.4		6.4			41.9		
327 Viveros Sunny R				41.4						41.4		
328 Frugas S.A.		14.1		0.5				5.8	20.9	41.3	110.0	1.0
329 Tres Cabezas Ltda.	35.9	5.3								41.2	15.8	
330 Frutos del Sol S.A., Exportadora	26.6				4.2				10.1	40.9	29.2	67.4
331 Lo Arcaya Exp.	39.3									39.3	65.5	
332 Frutos Oeste	39.2									39.2	24.2	20.1
333 Jacusiel Ltda.								25.9	12.0	37.9		
334 Rosa Moreno Luna		30.2					7.6			37.8	35.5	41.1
335 Combifrut S.A.	1.8		33.5		2.1					37.4	0.2	8.2
336 Superfruit Ltda.									36.4	36.4	21.3	18.3
337 Agrodirect	3.8	22.4	9.0					0.9		36.1	33.2	
338 Stemilt Chile Ltda., Exp.								35.8		35.8	65.6	53.6
339 Frut. Terranova S.A.				35.8						35.8	63.0	51.8
340 Soc Zanelli Ltda.		5.2			6.2		22.3		2.0	35.8	9.7	
341 Mino U, Cecilia	13.9	14.8	0.7		3.6		0.2		2.5	35.6	29.4	11.7
342 Fenix S.A		35.5								35.5	43.3	88.7
343 Paraiso del Sur S.A, Exp.	35.3									35.3	78.4	54.7
344 Nahuel Export			27.2	7.4					0.3	34.8		
345 Exportadora Santa Ema Ltda.	32.2	1.1					1.5			34.8	23.6	5.5
346 V&V Limitada		34.7								34.7		
347 Export.E Inversiones Tempofrut				34.7						34.7		4.3
348 Safex Ltda., Exportadora						1.9			32.8	34.6	1,078.0	2,107.3
349 Sun West S.A.									34.5	34.5	28.2	19.4
350 Robson Berries				33.6					0.3	33.9		
351 Sociedad Englander Nuss S.A									33.8	33.8	26.7	19.4
352 San Esteban Ltda, Soc Exp.	33.7									33.7	38.0	26.3
353 Rio Exp. Ltda.	33.7									33.7	35.9	26.3
354 Project Fruit			33.6							33.6		
355 Campillay, Agrícola	33.5									33.5	78.9	154.8
356 Alborada S.A.		33.4								33.4		
357 Expofruta Ltda., Soc. Com. y Agr.	32.2		0.5						0.7	33.4	34.7	27.8
358 Rio San Pedro				32.3						32.3		
359 Poma Mamani Salvador y Otros	32.1									32.1	2.0	
360 Food & Fruit Comercial Ltda	16.3	5.8			2.1				7.2	31.4	63.2	36.2
361 Laguna El Dial				30.8						30.8	30.0	
362 Exportadora Fasfrut Ltda.						26.2			4.3	30.5	51.8	4.3
363 Alto Aconcagua S.A.						30.4				30.4		
364 Casablanca Organics		30.1								30.1	39.2	
365 North Bay Chile S.A.				29.8						29.8		8.4
366 Comerc.Y Exp.North Andes Chile		23.8						5.9		29.7	34.8	4.7
OTHERS (< 29,700 CASES)	514.3	466.7	146.9	119.3	49.9	59.6	44.4	66.9	801.5	2,269.3	9,106.1	25,192
<b>TOTAL SEASON 2008/2009</b>	<b>110,605</b>	<b>39,843</b>	<b>17,880</b>	<b>16,043</b>	<b>12,575</b>	<b>9,671.5</b>	<b>9,181.1</b>	<b>7,775.1</b>	<b>25,978</b>	<b>249,553</b>		
TOTAL SEASON 2007/2008	108,177	42,466	16,962	14,523	11,709	12,588	9,196.7	8,726.6	25,489		249,837	
TOTAL SEASON 2006/2007	103,725	44,132	16,693	11,046	13,813	19,374	7,652.5	4,763.9	29,528			250,727

# Total Volumes by Export Company

Season 2008/2009 (Tons)

EXPORTER	GRAPE	APPLE	KIWIS	PEAR	PLUM	AVOCADO	NECTARIN	PEACH	OTHERS	2008-09	2007-08	2006-07
1 Dole Chile S.A.	39,205	72,477	10,343	16,231	5,176.4		1,905.1	1,564.7	854.2	147,756	157,269	158,414
2 Unifrutti Traders Ltda.	31,470	64,844	4,682.4	13,514	1,401.6	771.2	1,724.5	1,163.8	7,454.8	127,026	121,212	129,733
3 David del Curto S.A.	25,698	42,252	5,851.7	11,827	8,500.6		3,929.9	2,502.9	2,581.4	103,143	109,925	106,437
4 Copefrut S.A.	112.5	47,441	17,083	4,968.9	13,037		1,861.1	2,871.4	6,574.0	93,949	102,922	111,282
5 San Fernando S.A., Frutera (Frusan)	10,430	50,176	4,432.4	11,422	4,652.1	342.7			2,435.2	83,891	83,775	74,976
6 Del Monte Fresh Produce (Chile) S.A.	47,461	17,780	2,032.7	3,643.2	3,163.3	946.2	2,380.6	2,101.9	3,206.4	82,715	86,729	93,665
7 Río Blanco Ltda, Exportadora	63,025	14.7	7,132.7			558.3			8,433.3	79,164	76,924	77,378
8 Subsole S.A., Exportadora	41,449		10,552			5,985.0			7,198.7	65,185	57,452	58,713
9 Soc. Agric. Comercial Ltda, (Agricom)	15,417	6,863.2		603.8	2,352.5	18,785	619.1	348.9	17,842	62,831	73,823	91,166
10 Aconcagua Ltda, Exportadora (Aconex)	27,374	3,252.9	4,161.5	1,075.9	5,739.9		2,712.6	3,188.1	8,828.2	56,333	59,775	50,892
11 Greenvic Comercial S.A.	5,727.5	24,603	7,104.1	2,616.4	4,332.9	449.9	4,501.7	4,701.2	882.1	54,919	61,593	58,702
12 Propal S.A., Exportadora		38.8	1,904.5			29,320			18,429	49,692	50,912	63,478
13 Verfrut S.A., Sociedad Exportadora	23,119	11,964	327.6	785.2	1,751.1		1,261.8	2,371.0	960.6	42,540	50,234	
14 Rucaray S.A., Exportadora y Servicios	17,981	12,930	2,081.5	4,892.1	773.2		916.8	351.4	959.0	40,885	41,648	63,493
15 Scramble Ltda., Ases e Inv.	27,115	3,859.4	3,704.8	1,161.4	255.8		672.4	1,082.9	278.2	38,131		
16 Exportadora Frutam Ltda.	4,300.5	23,240	881.2	4,692.3	1,432.4		1,079.8	1,247.7	502.2	37,376	44,679	45,113
17 Exser Ltda.	33,330				82.7				75.3	33,488	22,798	20,045
18 Gestión de Exportación Frutícola S.A.(Gesex)	19,391	604.0		164.5	3,476.9	396.5	3,861.6	2,143.4	2,538.7	32,577	29,946	23,854
19 Geofrut S.A.	10,992	5,839.5	3,213.0	2,342.6	3,964.7		2,113.2	2,276.1	918.8	31,660	28,644	28,469
20 San Clemente S.A., Exp.	5,542.8	22,892		450.4	38.9	236.5	93.2	34.9	1,221.2	30,510		
21 C y D Internacional S.A.	1,246.9	10,275	2,930.0	477.2	1,206.7		5,654.1	1,961.6	3,252.1	27,004	27,233	26,074
22 Santa Cruz S.A., Exportadora	2,163.0		3,208.9			10,359			8,365.2	24,096	20,201	29,886
23 Magna Trading S.A., Exportadora	2,263.2	12,405		4,333.4	454.9		989.9	564.7	795.1	21,806	20,326	
24 Agua Santa, Exportadora (Greentree)	8,382.1	607.7	4,224.2	1,258.3	3,199.2		1,709.4	521.0	853.3	20,755	21,373	22,100
25 Trinidad Exports S.A.	2,474.4	5,775.0	10,860	1,002.4					209.2	20,321	20,157	21,582
26 San Francisco Lo Garces Ltda., Sociedad	1,636.8	39.4	4,495.8		2,110.3		3,075.2	944.3	7,652.5	19,954	14,866	12,435
27 AMS Family S.A., Comercial		13,685	2,663.8	533.6	1,603.3				905.8	19,392	23,920	22,833
28 Los Lirios S.A., Exportadora	3,486.5	9,760.9	1,347.7	2,252.6	1,146.5		235.2	79.7	525.0	18,834	16,662	15,476
29 Atacama Ltda. Frutícola y Export.	18,181									18,181	17,027	14,233
30 Agrisouth Estates Chile S.A.		16,914		517.9						17,432	21,754	19,156
31 Frutexport S.A.	14,719	236.3		681.2	650.1		73.3	72.3	42.5	16,475	15,422	22,458
32 Atlas S.A., Exportadora	4,157.7	7,314.4	1,139.5	2,375.3	294.4		137.4	260.7	17.7	15,697	22,266	18,729
33 TyT Export S.A.	600.4	11,760	818.5	836.4	331.4		114.7	32.4	78.4	14,572	13,180	8,275.6
34 Frutasol Chile S.A., Exportadora	1,141.2	10,688	749.3	854.9						13,433	15,869	11,843
35 Southern Fruit, Exportadora	1,115.2	4,827.3	1,001.6	329.8	2,423.6	21.5	616.3	712.2	1,229.9	12,277	11,053	
36 Polar Fruit International S.A.	1,965.8	6,766.7	1,002.8	622.9	303.7		305.8	221.6	103.1	11,292	11,747	9,879.0
37 Lafrut Exportaciones Agropecuarias Ltda.	5,758.7	1,960.9	707.7	1,703.7	637.7				147.6	10,916	8,745.5	10,139
38 Contador Frutos S.A.	10,570									10,570	6,411.4	8,221.2
39 Córpora Agrícola S.A.	9,083.6	18.7			279.4	810.5	171.2			10,363	10,467	12,161
40 Euroamérica S.A., Frutera	10,032	133.2	58.2						113.8	10,337	10,073	9,404.5
41 Comercial Prontoexport Ltda.	9,920.7		139.7			28.0			20.6	10,109	9,301.2	6,998.1
42 Frucentro S.A.	5,449.3	69.0	1.1	23.7	2,073.4		965.8	533.9	442.8	9,559.1	8,509.8	8,648.9
43 Santa Maria S.A., Compañía Frutera	7,890.1	656.4	303.0							8,849.6	7,497.4	6,910.6
44 Santa Elena S.A., Exportadora	8,640.4									8,640.4	8,403.5	6,885.2
45 Bauza Export Ltda.	7,559.3				365.6				297.7	8,222.6	7,952.6	9,356.5
46 Compañía Frutera del Norte S.A (CFN)	7,591.7		22.4		263.6		287.9		54.8	8,220.4	13,605	14,561
47 MSM S.A.	782.9	5,895.8	100.8	1,141.5	63.1		10.7		106.7	8,101.5	18,850	6,275.8
48 Cerro Campanario Ltda, Sociedad Agrícola	7,669.5					408.6				8,078.1	4,948.9	5,474.3
49 Terrafrut S.A	2,775.9	1,872.9	981.4		701.8		1,068.6	331.0	60.4	7,792.0	7,683.6	7,999.3
50 Hortifrut Chile S.A.									7,763.8	7,763.8	6,182.8	5,527.5
51 7 Stars S.A.	481.2	4,855.1	22.4	1,822.9	226.2		43.2		12.0	7,463.1		
52 El Parque Ltda, Exportadora y Servicios	2,432.2					4,190.2			406.6	7,029.0	5,007.8	2,891.0
53 Catania Chile S.A.	1,643.7	1,658.9	3,538.1						97.8	6,938.5	5,732.6	6,459.0
54 Cabilfrut S.A.						5,110.3			1,794.5	6,904.8	8,069.5	17,068
55 Prize Ltda., Exportadora	75.9	228.3	4,796.7	486.4	501.2		432.9	180.2	77.6	6,779.3	3,864.5	4,285.3
56 Novafrox S.A.	1,104.9	1,440.0			1,680.3		1,605.7	870.7	69.1	6,770.7		
57 Frugal S.A., Exportadora		3,916.2	2,130.6	13.4	498.7				152.5	6,711.4	4,991.3	5,511.1
58 Sofruco Alimentos Ltda.	1,527.8	186.2	1,771.7	2,892.8	142.6				181.2	6,702.3	8,032.1	7,303.4
59 Vital Berry Marketing S.A.									6,676.2	6,676.2	6,444.6	5,045.2
60 Ruiz Tagle Humeres, Sergio	6,183.5	445.2	18.6	17.1						6,664.5	8,593.2	9,899.5
61 Desarrollo Agrario S.A.	4,219.0					2,021.2			281.1	6,521.3	5,171.0	2,847.4
62 Meyer Ltda., Exportaciones	1,028.2	1,903.9	1,924.4		304.0		132.3	128.8	930.6	6,352.1	10,119	9,978.9
63 Exportadora San Andrés Ltda.		5,573.2	540.0						38.8	6,151.9	5,728.3	
64 Valdovinos y Araya Ltda.	6,076.8									6,076.8	7,088.4	7,130.1
65 Quintay S.A., Exportadora	5,890.3								26.9	5,917.3	7,799.1	6,558.1
66 Fresh Land Chile S.A.	4,163.8	1,019.1	231.8	361.0	77.7				5.8	5,859.2	6,475.8	5,172.1
67 Isabel Valenzuela R.		4,635.2			1,162.2					5,797.4	4,694.9	5,758.1
68 Fruit Grower Chile S.A, Exportadora	3,031.4	2,000.3	228.0						507.6	5,767.3	5,343.2	2,466.3
69 Corporación Frutícola Chilena S.A. (Corfrut)	1,196.7	2,313.5	166.4	1,594.2			181.1	200.4	59.5	5,711.8	8,557.4	9,818.4
70 Frutamerica S.A, Exp.	3,518.7	45.7	107.6		703.0		470.9	633.9	163.4	5,643.3	8,376.0	9,154.2

EXPORTER	GRAPE	APPLE	KIWIS	PEAR	PLUM	AVOCADO	NECTARIN	PEACH	OTHERS	2008-09	2007-08	2006-07
71 Gonzagri S.A, Exportadora		4.904,0							621,2	5.525,2	931,1	919,3
72 Comexport Ltda.	2.281,1	2.374,2	334,8	404,2	5,2		1,3	2,2	117,0	5.520,0	4.462,6	4.292,1
73 Miemis Ltda, Comercial	5.464,9									5.464,9	4.303,4	5.664,0
74 Guillermo Prohens Sommella S.A.	5.443,4									5.443,4	4.055,1	4.266,8
75 Cerro Poqui Ltda., Exportadora	621,9	3.304,2	282,2	1.153,1						5.361,4	5.502,9	6.281,6
76 Delifruit S.A	1.125,0		67,2		1.059,4		1.847,5	969,9	113,1	5.182,0	5.722,1	5.119,7
77 Agrícola Lyon Ltda	3.941,2		1.206,2							5.147,5	3.603,8	2.241,5
78 Chilexpo Frut Ltda., Soc. Agr.	876,8	2.710,7	460,4	640,4	44,0		29,0	5,6	264,7	5.031,6	3.298,3	2.422,1
79 Agroberries Ltda.									5.025,4	5.025,4	3.053,0	2.647,7
80 Ecoaustral Ltda.		595,8	3.763,4		362,8		58,3	67,3	153,7	5.001,3	5.182,0	3.618,5
81 Alcalde S.A.	166,1	4.110,0		668,2	43,2					4.987,4	5.065,4	6.552,7
82 Driscoll´s de Chile S.A.									4.794,8	4.794,8	4.252,6	2.831,5
83 Golden Fruits Ltda. Exportadora	789,5	2.940,4	66,3	525,6	160,6		66,2	5,8	66,2	4.620,6	1.468,5	
84 South Fruits Chile S.A.	1.715,1	1.533,6	1.025,6	241,7	18,4		22,7	14,6	19,9	4.591,5	4.429,0	
85 Queulat Export S.A.	2.073,4	1.125,7	809,4	130,5	302,9		115,5	16,9		4.574,2	4.437,4	
86 Gedesa Exportaciones S.A	2.979,8				291,5		445,0	588,3	260,5	4.565,2	6.235,9	7.794,4
87 Fruta Austral Exp. Ltda	4.505,6								9,2	4.514,8	3.489,6	2.337,3
88 Alquimia Fresh S.A	2.059,2	1.182,9	361,1	23,3	721,8		43,0	9,8	71,4	4.472,6	3.751,6	
89 Green Valley Ltda., Exportadora	4.387,1					21,5			49,5	4.458,1	4.916,5	2.732,1
90 Quilaco S.A., Agroindustrias	4.437,0									4.437,0	3.007,8	3.638,5
91 San Clemente Ltda, Agrícola	25,0	4.218,2				21,5			1,9	4.266,7	35.510	32.788
92 Montolín S.A., Agrícola e Inmobiliaria	3.446,5					215,0	206,6	354,0	24,8	4.246,9	4.265,8	3.042,0
93 Carlos Hasbun Hasbun E, Exportadora	114,1	3.728,2	159,4	91,1	52,7		30,2	28,2	33,0	4.237,0	1.501,1	148,1
94 Patagonia Export S.A.	1.698,2	2.437,6	89,6						2,9	4.228,2	3.476,4	3.602,0
95 Jaime Soler S.A., Agroindustrial	88,6	2.871,5	315,0	291,3	150,0		32,9		304,3	4.053,7	6.339,0	6.648,6
96 Exportadora Solovan Ltda.		3.660,0		69,9	6,7		6,6	4,7	19,0	3.766,8	3.521,5	2.925,2
97 Rueda Ltda., Exportadora	336,5	2.878,0		331,8	18,7		18,7	118,4	41,3	3.743,5	3.709,5	4.550,9
98 TyF Ltda., Exportadora	71,2	3.279,8	270,9	12,4	20,1		8,1	50,2	27,2	3.739,8	1.311,9	
99 Jaime Prohens V. y Cia.Ltda.	3.726,5									3.726,5		
100 Pacific S.A., Exportadora			45,6						3.617,9	3.663,5	13.832	21.158
101 Sun Belle Berries S.A.									3.632,1	3.632,1	2.631,2	2.262,2
102 Tempo Fruit S.A.	2.095,8				250,3	322,6	323,8	444,9	180,9	3.618,3	2.615,5	
103 Convallis S.A, Exportadora	1.267,6	1.180,0	358,4	247,1	120,8		172,7	147,6	81,6	3.575,8	2.196,0	2.644,5
104 Brown Ltda, Agrícola	3.571,5									3.571,5	1.999,0	1.964,1
105 Comercial Fruticola S.A.			1.627,8					1,2	1.910,3	3.539,3	3.628,3	3.439,3
106 El Maitenal S.A., Agrícola	3.537,4									3.537,4	2.969,9	2.811,3
107 Aldunate Ltda, Exportadora	2.574,5		961,1							3.535,6	3.263,8	2.345,2
108 Agronegocios Valles del Norte Ltda	3.379,1				27,6		24,6	30,2	8,2	3.469,6	3.057,2	
109 Agrícola La Cantera	3.124,2								324,0	3.448,2	2.980,4	2.791,1
110 APF Export S.A.		3.366,7								3.366,7	3.043,1	3.262,6
111 Noble Fruit S.A.	2.577,2	95,8	22,4		135,9		121,4	314,5	90,6	3.357,8		
112 Comercial SM Plus Ltda.	2,4	2.471,5	875,6							3.349,6		
113 Patricio Negrete Ltda., Soc. Exp.		2.836,7	24,8	431,4	25,4					3.318,3	3.459,3	3.547,7
114 Agrícola Gloria Chile	535,5	976,9	717,6	319,1	112,5		55,9	11,0	572,7	3.301,1	3.457,4	
115 La Higuera S.A.	1.406,5				180,9	302,6	157,6	218,0	1.005,5	3.271,0	2.355,0	3.159,2
116 Sicor S.A., Agrícola	2.271,9					43,0			915,3	3.230,2	3.022,8	3.042,5
117 Agrícola Los Mayos Ltda.			20,8		1.562,7		1.128,5	357,3	114,1	3.183,3	3.159,1	2.718,4
118 Disa S.A, Exportadora	3.080,2				36,4		23,9	35,6		3.176,2	2.513,8	2.441,6
119 Tío Plaza Ltda., Agrícola	3.152,0									3.152,0	3.437,3	2.833,2
120 Troncoso Moreno, Johnny		2.351,4	3,5	776,0	5,2					3.136,1	2.569,9	2.798,5
121 Nutrafrut S.A.	2.989,0		56,6							3.045,6	3.535,4	2.189,0
122 Agrícola Plaza Vieja Ltda.	3.017,2									3.017,2	2.525,8	
123 Tresette Importadora Ltda.	2.995,5									2.995,5	1.469,7	1.575,5
124 Valle Maule S.A.									2.982,8	2.982,8	2.121,6	1.275,9
125 Surfut Fresh S.A.	837,4	254,4	540,8		130,7		27,2	32,3	1.152,5	2.975,2	2.918,6	3.023,1
126 Permanz Frut Ltda., Exportadora	142,6	2.727,8	46,1	50,7						2.967,2	1.669,1	2.770,9
127 El Torreón Export Ltda.		2.390,5	566,2							2.956,7	2.853,7	3.437,5
128 Valle Central Ltda, Asesorías	141,6								2.788,8	2.930,3	1.336,8	973,5
129 Pacific Nut Company Chile S.A.									2.918,7	2.918,7	2.055,2	1.693,5
130 Everfresh S.A, Exportadora	43,8	2.354,2	488,5							2.886,5	1.552,4	1.669,6
131 Ines Escobar y Cia Ltda		1.154,7	513,6	1.140,0					55,5	2.863,8	1.991,8	365,7
132 El Almendro S.A		2.854,3								2.854,3	3.456,5	1.345,0
133 Agroc. Gonzalez		2.522,5		171,1	131,6					2.825,2	397,3	
134 Lontue S.A., Dist. de Frutas (Lonfrut)		1.723,0	268,8	526,5					100,7	2.619,0	3.575,5	3.580,8
135 La Primavera S.A., Sociedad Agrícola	2.587,6		24,0							2.611,6	1.923,2	907,9
136 Passalacqua C., Daniella A.	2.559,6									2.559,6	3.103,2	2.757,1
137 González y Montealegre Ltda		2.158,6	6,9	234,5	143,7		8,6		5,9	2.558,1	2.548,0	3.879,6
138 Dosal Hnos. y Cia. Ltda.		2.556,3								2.556,3	3.938,3	3.031,5
139 Cabo de Hornos S.A., Empresas	2.539,8									2.539,8	2.776,9	564,9
140 Sofruileg Chile S.A.			2.533,0							2.533,0	2.521,6	2.824,5
141 Lo Castillo Exportaciones Ltda.	2.529,2									2.529,2	2.300,5	2.337,4
142 San Ricardo Ltda		1.280,0	18,1	749,1	254,9		70,8	83,0	4,6	2.460,6	1.864,3	1.321,3
143 Huertos del Valle Ltda., Agrolnd. y Com.									2.417,9	2.417,9	1.089,7	865,0
144 San Rafael Ltda.		496,8	1.298,7						613,2	2.408,6	1.281,3	
145 Terramater S.A.		2.389,1								2.389,1	2.964,1	4.061,2

EXPORTER	GRAPE	APPLE	KIWIS	PEAR	PLUM	AVOCADO	NECTARIN	PEACH	OTHERS	2008-09	2007-08	2006-07
146 Triofrut Ltda., Exportadora	171.1	270.5	733.8	435.6	50.1		325.6	365.9	26.0	2,378.5	1,835.7	2,466.7
147 Prohens S. Rafael y Cia. Ltda.	1,333.2								1,044.2	2,377.5	1,267.4	1,471.7
148 Jaime Prohens E	2,365.5									2,365.5	995.6	503.8
149 Sapel Ltda, Exportadora	130.2		91.2		842.3		609.8	452.3	200.6	2,326.5	2,525.5	2,911.4
150 Canta Rana S.A, Agr. Forest.	2,326.3									2,326.3	2,367.9	1,574.7
151 Prima Agrotrading S.A.	15.1	272.4			153.8	719.9	247.3	59.3	824.2	2,292.0	4,026.8	5,256.0
152 Wiesner S.A., Patricio	313.9	1,700.5	179.2						95.0	2,288.6	2,452.0	7,144.5
153 Oppenheimer Chile Ltda, Servicios Agrícolas	791.5	892.6	284.0	66.8	68.5		18.9	11.2	123.7	2,257.2	4,185.1	2,746.3
154 Anakena Ltda, Exportadora									2,225.3	2,225.3	1,623.7	1,447.5
155 Zebra Ltda, Frutícola	2,186.1									2,186.1	1,645.1	1,037.0
156 Comercializadora Paine Ltda.	1,699.8	21.2	434.6							2,155.5		
157 Jaime Bosh B e Hijos Cia. Ltda.	189.0	1,350.1	582.4							2,121.5	2,556.3	2,515.3
158 Raimapu S.A.	93.0								1,981.2	2,074.2	1,370.5	
159 Araucaria Exportaciones S.A.			247.1		560.7		710.3	524.7	18.8	2,061.6	1,903.5	207.5
160 Río Rapel S.A., Exportadora	2,014.6									2,014.6	2,413.1	2,037.5
161 Elqui, Asesoría Agronómica	1,997.9									1,997.9	2,011.2	2,301.7
162 RC Ltda., Comerc.B	107.3	1,366.0	48.0	391.7	34.6		27.5			1,975.0		161.3
163 Fresh Export Ltda.	454.5				747.0		405.4	190.7	149.0	1,946.6	1,615.6	2,076.9
164 Agrofruta Ltda.	1,435.5	105.4	266.3	13.8	48.0				67.2	1,936.2	697.9	
165 Hars & Hagebauer Ltda. Agencia en Chile	1,876.9		22.3						20.7	1,919.9	528.7	
166 Chilefarms S.A.	1,716.1					193.0				1,909.1	1,459.3	15.0
167 Cerrillos de Tamaya						107.5			1,790.1	1,897.7	1,372.9	1,402.0
168 Rosales Hnos y Cia Ltda Sc. Ag.									1,887.4	1,887.4	1,575.7	2,449.8
169 Moncuri SA Inversiones	1,885.0									1,885.0	1,661.8	1,056.5
170 El Boldar, Agrícola Ltda		1,875.6								1,875.6	1,603.6	2,380.7
171 Nicrofrut S.A.	308.9	1,377.9	22.9	82.9	38.5		14.1	12.1		1,857.4	412.0	
172 Sof South Organic Fruit S.A.		1,743.0							45.1	1,788.1	2,569.9	3,028.9
173 Puelche S.A.		1,322.7	4.9	224.7	179.3		22.6	5.3	25.6	1,785.1	140.3	
174 Frio Tocornal Ltda, Soc Agroindustrial (Agro)	1,705.5									1,705.5	1,858.8	1,628.3
175 Agro Alimentos Ltda. (Agral)	1,695.0									1,695.0	2,050.0	2,473.2
176 Proexport Ltda, Exportadora	1,414.8					279.6				1,694.3	3,262.1	287.8
177 Easter Island S.A	1,198.7		48.0			387.0			50.2	1,684.0	1,157.5	1,220.9
178 Cerro Alegre Ltda.	1,674.1									1,674.1		
179 Andina Exportadora S.A.	1,294.9				244.5		41.2	56.8	6.3	1,643.7	2,058.8	2,772.0
180 Alfonso Eyzaguirre y Cia. Ltda, Comercial	507.5				111.1		607.2	338.6	50.9	1,615.3	2,116.5	1,909.3
181 Hacienda Chorombo S.A.	1,610.5									1,610.5	1,712.3	2,248.6
182 El Calvario S.A , Agrícola	1,563.5									1,563.5	1,678.1	1,468.9
183 Marta Gonzalez		1,343.8		216.1						1,559.9		
184 Inver.Agricola Buenos Aires Sa		1,538.5								1,538.5	782.2	391.9
185 Finest Fruits S.A.	1,526.4									1,526.4	1,262.6	1,210.2
186 Alimentos Naturales Vitafoods S.A.									1,524.3	1,524.3	1,923.7	1,553.4
187 Agrícola Dalbosco Hnos. y Cia Ltda.						1,505.1				1,505.1	569.9	
188 Chilfresh Ltda., Servicios	130.4	125.4	237.6		258.6		404.9	4.3	343.5	1,504.7	1,933.2	1,474.9
189 Serv. Integral de Transporte S.A									1,447.6	1,447.6	2,114.5	1,906.0
190 Aguas Blancas Ltda, Frutera	1,445.9									1,445.9	1,823.4	1,801.5
191 Monterreal Ltda, Exp de Frutas	890.8				543.5					1,434.3	1,053.4	1,185.4
192 El Cerrito S.A., Agrícola	1,429.6									1,429.6	1,329.0	1,358.9
193 Frutas de Exportación S.A. (Frutexsa)	40.5								1,378.8	1,419.3	757.2	426.0
194 Frumel Ltda.	1,288.7				33.4		45.4		46.2	1,413.7	993.4	
195 Rengo S.A, Exportadora		1,258.8	135.0							1,393.8	589.2	999.8
196 Carvajal y Salina Ltda., S.A.C.	1,382.9									1,382.9	662.4	634.1
197 Arcotrading Ltda	1,351.0						19.8			1,370.8	1,549.9	503.8
198 La Rosa Sofruco						410.6			943.6	1,354.2	1,100.1	810.3
199 San Esteban Ltda., Exp.		454.6	428.7	354.9					111.4	1,349.5		
200 Agrexport Ltda.	1,345.7									1,345.7	1,555.8	1,595.9
201 Monte Alto	1,139.6				196.7					1,336.3		
202 Agrofruit Ltda, Exportadora	1,316.2									1,316.2	1,087.4	578.0
203 Brigofrut Import.Export.Eirl		1,246.5		63.2						1,309.7	2,165.9	2,517.0
204 El Olam Ltda.	113.6	729.3	49.5	311.7	21.6		30.0		31.7	1,287.3		
205 Grow Southwest S.A.	1,285.3									1,285.3	507.8	207.2
206 Francisco Gonzalez M. EIRL, Emp Com.	10.8	1,036.6	8.1	139.6	72.8				3.6	1,271.5	326.9	
207 Empresa Venezolana Chilena	133.1	1,044.3		69.1	9.9		7.6		2.5	1,266.5	1,646.5	1,589.5
208 Agrifrut Comercial Ltda.	1,263.4									1,263.4	1,139.6	782.3
209 Agrícola y Frutícola La Esperanza S.A	786.1	60.2	17.3	385.9						1,249.5	1,177.0	
210 Oteiza Limitada, Exportadora e Importadora						86.0			1,156.2	1,242.2	608.6	620.7
211 Frutifor Ltda., Exp.		1,098.8		115.2						1,214.0	1,615.0	86.7
212 Cochiquaz S.A., Agric.	1,189.2									1,189.2	1,040.9	822.3
213 NSA Exports Ltda.		840.2		211.9	131.4					1,183.6		
214 South Pacific Trading Ltda.									1,178.3	1,178.3	919.0	743.1
215 Hojas Export Ltda.									1,168.9	1,168.9	1,308.2	1,186.4
216 Pocuro Ltda.	1,168.0									1,168.0		
217 Planet S.A, Exportadora	145.5	630.8	29.1	46.3	101.2		113.2	46.3	43.1	1,155.5	1,038.2	1,319.8
218 Mendoza Ytuzá, Luis	190.8	632.0	50.0	105.3	130.3		12.4	31.7		1,152.4		
219 Río Claro Ltda, Soc. Frutera		1,065.5	45.3					39.6		1,150.4	1,915.8	1,923.1
220 Beatriz A. Aliaga Caceres		765.6	13.7	248.3	71.9		29.3			1,128.8	825.0	174.9



EXPORTER	GRAPE	APPLE	KIWIS	PEAR	PLUM	AVOCADO	NECTARIN	PEACH	OTHERS	2008-09	2007-08	2006-07
221 Bellavita S.A, Agrícola	1,127.0									1,127.0	1,238.0	1,391.1
222 Cont. Del Sur	34.6	739.2	64.5	245.2			0.4	0.4	42.1	1,126.5		
223 Grow Logistic S.A.	1,005.2		105.6							1,110.8	351.3	
224 Quilvo Alto Ltda. Soc. Comercial		970.2	19.5	30.7	60.9		15.0	14.0		1,110.4	1,279.2	2,246.6
225 Fruver Chile Ltda, Exportadora		1,037.2								1,037.2	1,708.4	2,888.0
226 Gravo S.A.	1,024.5									1,024.5		
227 Fruchac Export S.A.						642.7			362.8	1,005.5	1,036.3	
228 Agric.Com.E Invers.El Camino									990.9	990.9	346.9	194.0
229 Valbifrut S.A									976.9	976.9	1,306.4	1,309.6
230 La Herradura Ltda., Soc. Agr.	967.8									967.8	974.6	929.5
231 Silvana Troncoso		887.9		54.4						942.3		116.7
232 Andinexia S.A		941.8								941.8	1,112.3	869.7
233 Ballerina Ltda., Agric.									935.4	935.4	670.1	561.9
234 Atlántida Ltda, Sociedad Agrícola e Inm.	513.2				178.2			241.9		933.3	955.1	1,130.4
235 Petra Ltda., Soc. Exportadora	925.8									925.8	959.0	767.2
236 Rancagua, Cía. Exp. Ltda.									909.1	909.1	709.7	376.9
237 Santa Isabel De Cato Ltda.		903.7								903.7	1,483.7	1,401.1
238 Merex Chile Ltda., Agrícola	447.4								453.1	900.5	110.1	427.6
239 Rauco Ltda.	781.4								114.9	896.2		
240 Seedless Valley S.A, Exportadora	895.3									895.3	244.3	287.1
241 Santa Luisa Exp.						536.8			356.8	893.6	272.4	
242 More Fruits Ltda.	69.8	530.0					65.9	35.8	173.9	875.3		
243 Exportadora M 5 S.A.						155.1			707.5	862.6	1,600.6	
244 Mauricio Troncoso V.		832.9		16.8						849.7		
245 Frux Ltda, Exportadora									833.0	833.0	399.0	409.5
246 Igal Exportaciones Ltda	16.9	645.8	69.1	24.5	66.9					823.2	605.4	673.2
247 Graneros Ltda, Com. y Deshid.									821.9	821.9	827.8	691.0
248 Exportadora Campofrut Ltda.		60.9	548.1		80.0				127.1	816.1	229.9	800.7
249 Benipaula S.A.	167.8	323.5		233.0	43.2		21.6			789.1	24.0	38.7
250 Rio Paraná Ltda.	541.9				234.7					776.5	670.2	505.0
251 Santa Marta, Exportadora S.A	45.0	47.0			479.0		27.5	43.5	126.0	768.0	567.9	502.7
252 Exportadora San Lorenzo Ltda.	766.4									766.4	958.0	862.7
253 South Pacific Ltda., Soc. Agr.	756.8									756.8	1,210.0	797.3
254 Paidahuen S.A., Agrícola	754.1									754.1	783.3	721.0
255 Natural Fruit L		589.1	24.0	115.2	21.6					749.9		
256 Megafruit Ltda.	620.2		92.8						28.9	741.8	915.6	791.3
257 Idahue Chile	741.1									741.1	806.4	
258 Rosa Moreno Luna		604.5		136.1						740.6	696.6	807.6
259 Valle Limarí S.A, Exportadora	57.2								678.1	735.3	550.7	945.6
260 Rosario Ltda., Agrícola	734.2									734.2	619.2	715.7
261 Norbar Chile S.A	539.9					191.9				731.8	1,095.5	906.4
262 Zuñiga Zuñiga, José D.	728.9									728.9	387.7	890.5
263 Rebeca Produce E.I.R.L.	69.1	431.5	59.2	96.2	0.1		0.3	0.2	67.8	724.3	262.3	330.6
264 FoodInvest Chile	14.1	628.0	75.0							717.0		
265 Santa Julia Ltda, Agrícola y Comercial	680.4				36.1					716.5	513.0	329.8
266 Mario Gutierrez	266.0	133.1	44.3		73.1		94.4	79.3	22.1	712.3	707.5	1,086.2
267 Casabindo Ltda, Exportadora Agrícola									711.6	711.6	855.3	870.4
268 San Luis de Yáquil S. A.(Johnsonfruit)	652.2								31.0	683.2	376.4	
269 Soc.Comercial Star Fruit Ltda.	595.1							78.0		673.1	787.0	371.8
270 V&V Limitada		669.7								669.7		
271 Parmex S.A.									669.1	669.1	455.5	224.3
272 Alto Copiapó Ltda, Exp. de Uvas	668.7									668.7	947.1	1,332.2
273 Metropolitana Comerc.									666.4	666.4	304.2	80.5
274 Santa Monica Ltda, Agrícola	663.5									663.5	1,598.6	964.6
275 Ava Ltda.	663.1									663.1	412.3	
276 Ben David S.A, Exportadora		122.1	428.8				7.5	53.5	46.9	658.8	20,102	16,740
277 Valle del Maipo Chilean Fruit S.A.	355.4			169.0					126.4	650.8	588.0	367.1
278 Fenix S.A		645.3								645.3	787.8	1,597.4
279 Indufrut Int Ltda. Imp.y Exp.									640.0	640.0	790.5	
280 Soc.Agrícola Y Com.Greenagro	128.3				22.2		196.5	242.3	47.1	636.4	385.1	
281 Alborada S.A.		633.6								633.6		
282 Bendel S.A., Imp. y Exp.	205.0	263.0	43.4		97.0	20.1				628.6	719.6	794.2
283 C y M Ltda., Soc. Agric.	622.4									622.4	185.0	1,529.3
284 Quinta Fruit Ltda.	621.1									621.1	321.9	
285 Agricamex Ltda									617.2	617.2	815.7	773.9
286 Soc Zanelli Ltda.		105.9		402.1	70.8		20.7			599.4	183.2	
287 La Cruz Ltda, Agro. Comercial						596.3				596.3	718.0	453.6
288 Entre Ríos Farms									595.2	595.2	633.6	246.6
289 Valvalle Ltda., Exportadora				20.0					569.9	589.9	541.2	261.8
290 Luis Felipe Edwards, Frutícola. Ltda	587.0									587.0	1,428.3	1,976.4
291 Nexco Chile S.A.	432.5	19.8		94.5	22.2		4.2			573.1	748.9	318.6
292 Belco Ltda.	568.3									568.3		
293 Orion Pacific Internacional, Inc.		292.3			86.4		183.0			561.7	842.7	63.0
294 Calavo Chile S.A.						496.7			61.5	558.2		
295 Asi Chile S.A.									557.5	557.5	501.6	479.6

EXPORTER	GRAPE	APPLE	KIWIS	PEAR	PLUM	AVOCADO	NECTARIN	PEACH	OTHERS	2008-09	2007-08	2006-07
296 Achondo Sullivan Ltda., Agric.	556.5									556.5		
297 Safex Ltda., Exportadora						21.1			531.0	552.0	8,390.9	16,551
298 Santa Julia Ltda., Agr.	51.7	80.8	112.0		98.8		35.0	120.4	52.6	551.4	1,317.9	160.3
299 Agrodirect	31.5	416.0	89.6						4.5	541.5	315.8	
300 Citripal Ltda., Agrícola						315.0			222.1	537.1	403.6	
301 Exportadora Dona Agustina Ltda		395.2		136.9						532.0	460.8	486.2
302 Casablanca Organics		530.1								530.1	657.9	
303 Santa Ana Ltda., Soc. Agrícola	529.0									529.0	553.1	1,198.6
304 Rio Duero S.A.	506.6				19.8					526.4		
305 Exportadora Doña Paula Ltda.	525.8									525.8	110.2	85.1
306 Valles Naturales de Chile Ltda						392.4			129.6	522.0	1,012.6	641.7
307 Austral Fruit S.	520.1									520.1	220.2	
308 R.P. S.A., Imp y Exp	517.6									517.6	772.7	598.1
309 Superfruit Ltda.									516.8	516.8	268.4	280.4
310 Patagonia Food S.A									514.7	514.7	339.3	196.3
311 Crispa Gold Ltda.						21.5			480.6	502.1		
312 Food & Fruit Comercial Ltda	265.6	107.5							127.0	500.1	698.8	298.6
313 Frutos Oeste	494.8									494.8	289.6	268.9
314 Exp Sudterra Frut S.A.	148.6						77.0	88.4	180.4	494.4	833.4	105.6
315 Agronut Ltda., Comercial									493.2	493.2		
316 Los Maitenes									487.4	487.4	657.7	1,114.7
317 Comercial SVS Ltda	77.9								408.1	486.0	278.9	
318 Blue Valley									484.8	484.8	207.9	
319 San Sebastian Export Chile S.A.	19.5	444.9		12.8						477.3	269.5	
320 Comerc.Y Exp.North Andes Chile		446.6							29.3	476.0	384.3	85.6
321 Mino U, Cecilia	114.1	290.0	7.3	3.5	35.5		24.1			474.3	409.1	221.3
322 Agrícola Cordillera S.A	469.5									469.5	1,373.4	429.8
323 Nadco S.A., Agrícola	468.9									468.9	2,017.4	1,896.7
324 Turqueza Ltda.									464.2	464.2	15.0	
325 Expofruta Ltda., Soc. Com. y Agr.	441.6		9.9						7.1	458.6	470.7	419.3
326 Kalía Ltda.		191.4	20.8	238.2						450.4		
327 Petorca Valley S.A., Exportadora									448.3	448.3	1,155.9	5,344.7
328 Frutícola de Los Andes, Exportadora	447.9									447.9	1,425.7	658.6
329 Global Babega Ltda., Exp.		394.4	7.7	34.1	5.2					441.4		
330 Prodalmen Ltda.									433.4	433.4	181.1	210.8
331 Jacusiel Ltda.									429.7	429.7		
332 Agrofrio Central Ltda.									428.0	428.0	335.0	269.9
333 Fantuzzi Villasante Ltda. (Exportal)	93.4				66.6		98.3	167.4		425.7	148.5	84.4
334 New York Exportaciones y Cia Ltda.	132.4					190.1			99.1	421.5	425.3	331.8
335 Vitalpal S.A.						406.1			13.1	419.1	1,072.2	1,089.7
336 Henriquez Marich., Juan			129.6		280.4				4.2	414.2		2,533.7
337 Lopez, Maria V.	412.4									412.4		
338 Pesquera Marauquilda Ltda.		410.3								410.3	370.7	492.6
339 Renta-Frut S.A., Agric	409.5									409.5	339.8	563.3
340 Chicureo Ltda.	407.6									407.6		
341 San Carlos Ltda, Soc. Agrícola	405.4									405.4	296.1	339.0
342 Veneto S.A, Inversiones y Agrícola	302.5			69.1	10.4			18.7		400.8	632.7	421.6
343 Tres Cabezas Ltda.	294.5	101.1								395.6	129.4	
344 Exportadora Panagro S.A.									383.6	383.6	42.8	4.5
345 La Campana Ltda.	382.6									382.6	440.8	
346 Poma Mamani Salvador y Otros	378.4									378.4	23.8	
347 Combifrut S.A.	15.0		334.7		18.7					368.4	0.7	35.2
348 Callejones Ltda., Soc. Frutic.		366.1								366.1	553.8	476.4
349 Cottlefarms Chile Ltda									358.7	358.7	143.5	134.7
350 Sociedad Englander Nuss S.A									358.5	358.5	275.8	198.3
351 Sun West S.A.									350.7	350.7	282.3	193.8
352 Alim.Herbert E Philips Fagardo	32.8	234.5	20.8		14.6				44.4	347.0	218.9	285.2
353 Frutos del Sol S.A., Exportadora	215.8				38.1		50.5	40.2		344.7	245.2	796.7
354 Alto Aconcagua S.A.						343.0				343.0		
355 Aruba Chile S.A.	18.7	257.1		23.0	43.2					342.1		
356 Natural Nut S.A.									341.8	341.8	68.4	30.0
357 Jorge Gallardo Exports									336.6	336.6	257.0	255.2
358 Project Fruit			336.0							336.0		
359 Organik Time SPA		214.9	119.9							334.8		
360 Marco A. Cefinil	140.6	186.9								327.5		
361 Luis A. Diaz		327.0								327.0		
362 Lo Arcaya Exp.	322.0									322.0	536.9	
363 Natafrut Ltda.	71.2					250.7				321.8	122.1	
364 Frugas S.A.		146.9							165.9	312.8	1,311.8	19.4
365 Agronut Ltda., Com.									312.3	312.3	368.3	286.4
366 Transfrut Ltda.	17.7	269.7		24.5						311.9		68.3
OTHERS (< 312 TONS)	5,500.5	5,038.4	1,585.1	358.1	402.4	647.8	187.9	262.8	7,742.5	21,726	86,857	237,350
<b>TOTAL SEASON 2008/2009</b>	<b>847,751</b>	<b>699,025</b>	<b>166,278</b>	<b>122,936</b>	<b>96,007</b>	<b>90,583</b>	<b>57,763</b>	<b>43,737</b>	<b>225,669</b>	<b>2,349,748</b>		
TOTAL SEASON 2007/2008	820,574	745,736	159,047	126,588	88,709	112,553	60,558	47,357	191,925		2,353,046	
TOTAL SEASON 2006/2007	801,231	768,481	157,015	111,718	105,181	166,423	55,921	49,606	181,104			2,396,680







CONSIGNEE	MKT	GRAPE	APPLE	KIWIS	BLUEB	PLUM	AVOCADO	PEAR	CHERRY	OTHERS	2008-09	2007-08	2006-07
221 Direct Produce Supplies PCL	EUR			66.9		80.7				76.7	224.2	299.2	232.5
222 European Produce Co (EPCO) Ltd.	EUR	40.1	114.7	35.2		22.3		2.2		9.5	224.0	112.8	110.9
223 Jaguar The Fresh Co. Ltd.	EUR	91.9	33.9	2.2		51.4		11.3	2.0	30.8	223.4	2.7	
224 Consorfrut Polska SP.	EUR	141.0	17.8	36.4		2.0		2.7		22.1	221.9	10.3	
225 Eduardo Garcia	LAT	58.4	136.1	11.9		2.3		0.3	7.0	5.8	221.8	193.3	120.5
226 Maxifrutas Ltda.	LAT	15.9	165.7			0.8		34.9		4.0	221.4	216.4	228.7
227 Vigomez S.A.	LAT	14.7	150.2	3.4		6.3		33.3	0.4	12.7	220.8	286.5	297.8
228 North American Produce Buyer Inc	NAM	69.4				12.7			18.4	120.2	220.7	73.6	51.8
229 Magellan Farms	EUR	113.2	32.4	9.6		24.8	20.3	19.0	0.8		220.1		
230 Tanus Jalil e Hijos S.R.L.	LAT	30.8	17.1	106.8		5.6	22.8			36.8	219.8	154.7	179.6
231 Distribuidora Tripan, C.A.	LAT		195.2	2.2		0.8		17.1	3.1	1.2	219.7	175.0	152.9
232 Crown Fruits Enterprise Co.	FAR	60.0	89.5	4.8		26.2			5.1	33.7	219.3	245.0	243.1
233 Regatta Tropicals Ltd.	NAM		25.7	118.1					72.8	2.5	219.1	209.3	262.8
234 Eco Farms Avocado	NAM						210.5			7.2	217.7	247.0	524.1
235 Putruele Hnos.S.A.A.I.C.	LAT	11.1	0.8	75.7		21.8	44.0		2.5	61.5	217.3	171.2	129.5
236 Mc. Daniel Fruit Company	NAM						217.0				217.0	395.6	397.9
237 Contel Fresh, Inc.	NAM	18.5	2.3		6.6	47.0			24.4	115.6	214.4	181.4	163.4
238 Paramount Export Co	NAM	0.9	168.1		4.3	5.0		5.9	20.4	9.2	213.7	96.2	230.8
239 Zespri International (Europe)	EUR			213.4							213.4	220.9	273.5
240 Grupo Verdín S.A. de C.V.	LAT	149.4		15.7		2.6				44.0	211.7	213.7	403.3
241 P & C Trading Company	FAR	192.3	2.1	10.9		5.0			0.3		210.5	129.0	123.2
242 Frutexport, S.A.	EUR	84.3	20.4	23.7		6.8		8.9	8.2	55.9	208.3	302.0	254.5
243 Prime Orchards Limited	FAR	180.6	5.2	2.2		4.8			13.1	2.2	208.1	114.8	42.6
244 MG Marketing Ltd.	FAR	195.4				12.0					207.4	241.0	212.9
245 Frutas Alba, S.A.	EUR	9.3	53.0	56.1		46.0		1.6	18.1	18.6	202.8	249.5	362.3
246 Trade Import Company Ltd.	EUR	86.7	52.1	46.7		2.6				13.1	201.2		
247 Vidinter C.A.	LAT	4.3	136.5	2.2		9.4		42.0	4.4	1.4	200.2	242.3	333.7
248 Dave 's Speciality Imports, Inc.	NAM				186.2					13.9	200.2	292.8	306.2
249 Easy Full Resources Ltd.	FAR	89.5	42.3	35.8		24.6			7.7		200.0	41.4	
250 H. E. Butt Grocery Company	NAM	38.0	28.4	4.8	0.4	20.0	65.6		2.7	39.0	198.9	118.4	53.4
251 Greencell Ltd.	EUR	45.2	28.9	65.2		2.9	37.0		11.2	8.4	198.8	250.5	210.3
252 Agroeco	EUR	73.5	70.2	13.4				6.7		33.9	197.8	160.0	
253 Transmariner S.A.	LAT	47.7	93.8	11.1		5.5		26.5	0.9	11.9	197.4	241.4	242.4
254 Royal Van Namen B.V.	EUR	53.6	77.5	8.6		21.7		29.8	0.5	5.4	197.2	550.5	403.4
255 Stevco Inc.	NAM	196.2									196.2		
256 Demeter Fruit King Hk Ltd.	FAR	46.5	26.1	19.2	2.3	25.6			54.9	21.6	196.1	30.4	37.0
257 Andrés Báez González S.A.	EUR	30.3	58.3	17.9		12.9		41.4	7.5	27.8	196.0	277.6	273.9
258 Direct Fruit Marketing DFM GmbH	EUR	184.2	6.7			5.0					195.9	231.2	833.6
259 Frutiminas Comercio de Frutas Ltda	LAT	108.5	5.6	20.4		24.8			4.6	30.2	194.2	94.0	138.8
260 Co. Gran Frutta Zani	EUR		35.4	109.5				48.6			193.5	166.2	130.6
261 Palmar Corporation	EUR	63.7	97.5					29.4			190.7	239.4	234.6
262 Frutas CMC C.A.	LAT	18.9	117.5	6.2		18.8		19.2	3.8	5.6	189.9	132.4	21.5
263 Muñoz Mehadrin UK Ltd.	EUR	188.1									188.1	187.0	154.5
264 Zenalco S.A.	EUR	106.9	58.2					4.8		17.0	186.8	175.8	160.0
265 Royal Island Co., Ltd.	FAR	25.2	80.9			5.1			43.9	31.7	186.8	158.2	98.8
266 Morrison Super Markets	EUR	154.7	15.7			12.0		3.8			186.3	24.1	
267 Frutícola Cacique Ltda.	LAT	118.2	7.1	45.9		12.4				2.5	186.1	33.7	73.2
268 Caribbean Produce	LAT	86.8	13.7	5.2		18.3		30.4	1.1	29.2	184.6	233.9	236.0
269 Yara Alimentos Ltda.	LAT	78.6	25.6	26.8		20.5		9.0	15.9	5.4	181.8	122.5	3.4
270 Ls Networks Corporation Ltd.	FAR	167.4		13.4							180.8	151.2	
271 Comercializadora e Imp. de Alim. Impal CA	LAT	4.5	130.7	1.6		8.3		28.0	6.3	1.1	180.3	363.1	241.6
272 Jeicy Fruit S.A.	LAT	14.1	114.4	0.1				51.5			180.1	232.6	216.3
273 OOO Importer	EUR	85.1	35.5	36.5		4.9		4.6		13.1	179.6		
274 Frutas del Mundo C.A.	LAT	27.9	114.1	7.2		4.8		5.6	0.5	16.8	176.9	246.6	222.3
275 Georges Helfer S.A.	EUR	54.3	5.9	26.3			88.3				174.8	161.2	493.3
276 Seabrex Rotterdam B.V.	EUR	99.6	1.1			3.7		8.0	41.6	20.7	174.7	812.6	285.6
277 R.J.U. Com. Benef. de Frutas y Verd.	LAT	27.7	29.0	29.2		78.0			3.9	6.5	174.3	63.7	134.2
278 Duda Farm Fresh Foods	NAM									174.3	174.3	154.0	327.7
279 Norton Folgate Marketing Ltd.	EUR					27.7			130.4	13.6	171.7	210.0	150.3
280 CF Fresh	NAM		171.0								171.0	273.4	306.1
281 Fruitech Co., Ltd.	FAR	54.7	16.3		0.5	18.3			45.1	35.1	170.0	88.2	19.3
282 Frutabras Com. e Transporte Int.	LAT	22.6	18.7	54.3		36.0			16.3	21.9	169.9	121.6	247.3
283 Grupo Dispersa, S.A.	LAT	39.9	96.4	1.7		4.9		6.9	0.2	20.0	169.9	176.8	242.8
284 California Giant Inc.	NAM				169.2						169.2	125.8	
285 SA Sapa Ets Rouquette	EUR			168.9							168.9	266.2	119.5
286 Peque S A C	LAT	3.7	106.8			10.1		46.5			167.1	150.4	187.0
287 Wing Mau Trading Co., Ltd.	FAR	131.3	23.4	7.0					5.2		166.9	66.5	6.7
288 International Food Stuffs Co.	MID	20.9	93.5	39.2		3.9		9.4			166.9	216.2	246.2
289 Jinwon Trading Co., Ltd.	FAR	141.7		25.1							166.8	114.3	95.2
290 4 Fruit Company B.V.	EUR	90.5	11.5	36.9		8.6			0.3	18.0	165.8	131.4	2.2
291 La Pinede	EUR			164.5							164.5	137.7	
292 Sage Fruit Company	NAM		160.1					3.8			163.9	136.9	85.3
293 Hispafruit B.V.	EUR	83.1	17.5	43.1		5.4		2.6	1.2	10.3	163.3	493.4	459.9
294 Anaco & Greeve International B.V.	EUR	140.3	7.0	12.9				1.0		2.0	163.3	135.4	181.2
295 Austral Trading México S.A. de C.V.	LAT	123.0	11.7	9.3		6.5			0.6	11.9	163.0	86.0	205.0

CONSIGNEE	MKT	GRAPE	APPLE	KIWIS	BLUER	PLUM	AVOCADO	PEAR	CHERRY	OTHERS	2008-09	2007-08	2006-07
296 Mekan International, Inc.	FAR	27.5	84.4			21.3			15.2	14.7	162.9	97.8	65.5
297 Umai Comercio Import.E Export.	LAT	53.0	4.5	9.0		53.0			5.2	37.2	161.9	20.0	
298 Avocados Del Rey	NAM						161.5				161.5	296.8	507.6
299 San Lucar Fruit S.L.	EUR	121.4			3.9			4.9	22.1	7.9	160.2	224.9	79.2
300 Prodex International, Inc.	NAM	139.2	1.1		2.1		1.9			15.9	160.2	376.4	499.7
301 Lee Man Trading Company	FAR	83.2	25.5	7.7		9.5		1.3	23.2	9.3	159.7	118.5	50.5
302 OOO Prodimport	EUR	100.4	31.8	15.2		4.4		7.7			159.4		
303 Onetrade	FAR	158.2									158.2	165.6	142.1
304 Oregon Foods S.A.C.	LAT	6.0	96.7	10.5		5.4		36.9		0.7	156.3	169.7	90.0
305 O. Van Assche N.V.- S.A.	EUR	145.3	5.9					1.5	0.5	2.8	156.0	132.2	64.9
306 Copsul Imp.y Exportadora Ltda	LAT	62.0	1.5	30.5		16.5		3.0	11.2	25.1	149.6	86.6	82.6
307 Union Co., Ltd.	FAR	84.2			9.3		6.9			48.1	148.5	168.5	171.7
308 OOO Mega Fruit	EUR	121.1	12.8	6.4		3.1				4.2	147.6	636.0	116.5
309 Cottle Strawberry Nursery Inc.	NAM				147.4						147.4	79.4	45.2
310 IV G White (Sales) Ltd.	EUR	81.7	16.9	33.0		14.5				1.0	147.1	162.1	80.3
311 Imex Agro Inc.	NAM	23.5	11.9	37.6	14.2	9.6		1.1		49.0	146.8	129.5	117.4
312 Noble Freight Int L	FAR	106.5	16.7	7.5		7.5			4.6	2.4	145.1		7.7
313 Dole France	EUR	36.6	83.8			16.6		2.4		5.2	144.6	229.5	185.1
314 Arbola Produce, Inc.	NAM	34.3	15.2			22.2	7.7	3.8	1.1	59.9	144.2	281.2	310.2
315 Geest Melrow Salad Ltd	EUR						144.2				144.2	282.9	401.2
316 Interamericana de Frutas V.G.	LAT	10.3	104.1	2.2		2.2		25.3			144.1	203.3	120.4
317 WSW Trading S.A.	LAT	6.0	112.6	6.6		1.3		13.3	2.9	1.3	144.1	118.6	118.5
318 Jordanian Gulf General Trading Co.	MID	59.4	53.0	7.3		2.9		21.4			144.0	76.1	49.7
319 Henry Avocado Corp.	NAM						143.6				143.6	304.6	476.9
320 Hurst's Berry Farm	NAM				140.7					2.2	143.0	85.9	31.2
321 Silver Chian Trading	FAR	141.3									141.3		
322 C.H. Robinson Worldwide Inc.	NAM	138.4				0.2	1.9			0.4	141.0	132.4	109.1
323 Z&S Distributing, Inc	NAM	61.1	1.1			6.0	15.4			57.3	140.8	207.2	183.6
324 Awe Sum Organics	NAM		116.8		10.2		3.7		9.0		139.6	123.1	
325 Evergalan Enterprise Co., Ltd.	FAR		16.7	2.4	3.5	16.1			66.4	34.2	139.3	156.0	88.9
326 Import de Frutas S.A. de C.V.	LAT	37.8	70.7	0.4		11.4		5.2	0.09	13.6	139.3	160.9	181.8
327 Import. Export. Hermanos Gago S.A.	LAT	58.1	49.6	3.5		8.1		10.1	1.6	7.6	138.6	80.1	104.1
328 Chingford Fruit Limited	EUR		28.3	12.0		41.2			29.8	27.0	138.3	144.7	405.8
329 Ringoot Fruit N.V. S.A.	EUR	13.9	64.3	8.3	0.5	34.7			3.0	13.5	138.2	122.0	86.4
330 Beva Fruits	EUR	119.4	3.5			12.1				2.9	137.9	51.8	152.5
331 Coop Norge AS	EUR	5.7	92.0	29.5			10.6				137.8	92.1	117.8
332 Dole Fresh Fruit Europe	EUR	2.3	113.7	15.4		3.2		3.2			137.8	654.5	522.3
333 Sooil Commerce & Transport, Inc.	FAR	137.8									137.8	212.6	215.8
334 Daniestel S.L.	EUR	18.7	36.4	24.6		8.6		13.1	5.4	29.8	136.6	188.3	213.9
335 F Y F Corp S.A.C.	LAT		90.9	14.9		8.4		20.1		1.5	135.8	132.1	140.8
336 Pan Emirates Food	MID	51.0	61.4	12.6		6.2		4.1			135.4	83.7	
337 Divine Flavor LLC	NAM	100.4				29.5				4.7	134.5		
338 Exportaciones Durexporta S.A.	LAT	73.8	37.9			2.6		8.5	2.0	9.2	134.1	3.3	
339 Ten International, Inc.	FAR	49.8	41.2			4.8			27.7	9.7	133.2	83.7	33.5
340 Vintage Produce Sales	NAM	132.4									132.4	47.9	
341 Zhxing Runfeng Food Co., Ltd.	FAR	116.6	3.2	2.4		2.5			7.5		132.1	136.6	43.6
342 Starfruit S.A.	LAT	3.8	118.5			1.2		3.1	3.3	2.1	132.0	42.4	13.1
343 J.O. Sims Ltd.	EUR	42.2				10.5			79.2		131.9	148.2	87.9
344 Cal Pacific Growers	NAM						130.6				130.6	111.2	22.6
345 Covering Industrial Corp.	FAR	39.6	5.3	13.4		5.6			44.8	20.1	128.9	50.3	99.1
346 Jumbo Retail Argentina S.A.	LAT	15.4	9.8	23.8		7.0	34.0		1.0	36.1	127.1	133.0	
347 OOO Consul	EUR	57.8	22.4	44.2				2.2			126.6		
348 Arc Eurobanan S.L.	EUR	13.0		9.1	0.5	5.5	59.6		6.2	32.7	126.5	64.8	251.0
349 Distribuidora Telegra C.A.	LAT	26.9	65.8	2.3		4.6		18.5	1.3	7.0	126.5	107.0	16.8
350 Zimpelmann Agentur GmbH	EUR	113.0							10.5	2.4	125.9	122.5	80.6
351 Importfruit Ltda.	LAT	6.6	92.6			0.6		21.3		4.5	125.6	124.1	103.8
352 Orchard World Ltd.	EUR		124.8								124.8	181.5	221.6
353 Baby Fruit Import Export S.A.C	LAT		89.2	1.6		7.8		25.7			124.2	83.0	
354 Jane Bros Enterprise Co., Ltd.	FAR	47.8	70.8						0.6	4.6	123.8	206.4	194.1
355 Dimimax S.R.L.	LAT	39.2		61.2			13.8			8.7	122.9	72.2	51.3
356 Corporación La Favorita C.A.	LAT	31.8	50.1	8.7		3.5		10.3		18.5	122.9	143.1	173.2
357 Honey Fruit	LAT		62.0	0.6		10.7		47.2		1.2	121.8	98.3	56.5
358 Eosta B.V.	EUR	3.2	46.5	58.1		13.8					121.6	118.2	89.1
359 Robema S C R L	LAT	16.1	93.3			1.1		9.5			120.0	35.0	39.2
360 Vip Marketing, Inc.	NAM	57.3	10.6	6.6		5.3			3.7	36.1	119.7	128.2	487.3
361 Distribuidora de Frutas Santa Clara Ltda.	LAT	8.1	100.7					8.6		2.3	119.7	22.7	105.5
362 Agri-Mundo, Inc.	NAM	37.4	17.8	56.8				5.1	0.5	1.2	118.8	92.8	126.8
363 Eurofrutas - Sociedade de Frutas, S.A.	EUR	40.3	36.5	37.7				2.9			117.3	66.8	74.8
364 Productos Tito S.A.de C.V.	LAT	35.2		11.2		20.5				50.4	117.3	163.3	172.8
365 Vogelaar Vredehof B.V.	EUR		106.8					9.7			116.5	116.9	77.7
366 Shahzad Zafar Vegetable	MID	21.0	69.8	11.2		5.0		9.2			116.2	44.0	
367 Wing Fung Kok Laan	FAR	16.8	57.0	6.7		23.0			11.7		115.3	43.0	78.8
368 Alroprim - Blasco	EUR	108.1	4.7							2.1	114.9	74.8	82.2
369 Jorge Deyvid Scott A.	LAT	114.7									114.7	31.2	40.7
370 OOO Laim	EUR	57.3	34.1	8.2		7.2		3.5		4.2	114.5	92.3	241.4

CONSIGNEE		MKT	GRAPE	APPLE	KIWIS	BLUEB	PLUM	AVOCADO	PEAR	CHERRY	OTHERS	2008-09	2007-08	2006-07
371	Shinsegae Food Co.	FAR	114.5									114.5	101.0	
372	Golden Wheel Internatioanal Co., Ltd.	FAR	24.9	3.3	16.5		12.0			53.0	4.8	114.5	36.6	4.4
373	RGS Company Ltd.	EUR	58.3	25.3	1.6		17.2		1.3		10.7	114.3	307.5	
374	Freddy Colque	LAT	27.2	78.5	4.8		1.6			0.7		112.8	44.9	63.0
375	Jawad & Majed Foods Co.	MID	15.9	59.1	33.8				4.0			112.7	65.0	54.5
376	Sydney Hart Ltd.	EUR		111.4					1.3			112.7	110.2	126.8
377	Costco President Taiwan Inc.	FAR	40.8			10.3				4.5	55.1	110.7	74.7	78.1
378	Unifrutti India Pvt Ltd.	FAR	10.8	85.2			4.6		8.8			109.5	183.7	
379	Comercial Frutera Ilerdense S.A.	EUR	2.3	59.3	31.4		6.9		8.4			108.2	205.1	173.7
380	Chiquita Portugal Ltda.	EUR	43.1	22.6	13.1		1.4		11.2	12.8	3.2	107.4	82.9	77.8
381	Delia Calles	LAT		100.3	0.5		1.0			5.0		106.9	65.4	42.6
382	BRDR Lembcke A/S	EUR	49.9	33.3			22.8		0.6			106.6	56.5	31.7
383	Port International GmbH	EUR	92.4	14.1								106.5	30.6	66.8
384	Fruvetsa, Frutas, Vegetales y Transp.	LAT	35.0	47.2	1.6		3.7		6.1	0.5	11.7	105.7	115.6	117.4
385	Karsten Uk Ltd.	EUR	105.2									105.2	2.4	
386	Gino Anello L.& C.Snc	EUR	11.5	10.6	6.4		12.4		61.6	1.8	0.6	104.8	92.0	91.0
387	Comexa	EUR						104.1				104.1	128.3	201.6
388	Kölla Hamburg	EUR	101.4		2.2							103.6	129.2	282.8
389	Van Der Lans International B.V.	EUR	78.0	7.9	9.0						7.9	102.8	116.9	45.4
390	Walker Grow-Rite Int'l Co., Ltd.	FAR	15.8	8.3		64.0				10.9	3.5	102.5	81.2	
391	Crisfrut Comercio Imp. E Exp. Ltda	LAT	23.9	7.9	32.2		9.0		3.5	17.2	8.8	102.3	68.5	90.9
392	Van Der Staay	EUR	6.5	1.1	44.5		14.2			7.4	28.6	102.3	74.8	90.4
393	PYH Perng Trading Co., Ltd.	FAR	18.2	25.9			7.0			30.2	20.2	101.6	97.6	95.5
394	Dole Korea Ltd.	FAR	101.3									101.3	79.5	68.0
395	CMR Holland B.V.I.O.	EUR	72.6	16.6	2.2		6.7		1.7		1.4	101.2		
396	Frugal Importadora Export.Ltd.	LAT	25.6	6.7	11.3		24.8		2.3	18.9	11.4	101.0	50.2	45.4
397	Mc Garlet Srl	EUR	16.6	4.1	8.1		23.3		36.8	11.4	0.5	100.8	97.9	74.4
398	Global Fruit Marketing, Inc.	NAM	81.8		8.4					1.7	7.8	99.7	77.9	147.8
399	Sun World International	NAM	88.2				11.2					99.5	113.0	519.4
400	Frusol International, Inc.	NAM		20.9							77.4	98.3	167.1	372.4
401	Provincial Fruit Co Ltd - Rite Pak Produce	NAM	63.1		6.7	23.5					4.8	98.2	12.8	10.3
402	IPM Nishimoto Co., Ltd.	FAR	79.5		9.6	1.4		7.4		0.2		98.1	63.9	110.3
403	Blue Whale	EUR		53.0	45.1							98.1	52.3	32.5
404	Frutas Niqui Madrimport S.L.	EUR	18.1	27.0	44.9							97.8	90.0	108.7
405	Costco Korea Ltd.	FAR	72.1				0.8				24.7	97.7	77.9	103.2
406	Aqv Fresh Imports Snd Bhd	FAR	80.0	1.0			8.8		6.3	0.5	0.2	97.0	91.5	102.6
407	Terragaia	EUR	12.8	53.5	16.5		0.1		7.2	3.4	3.5	96.9		
408	Green Apples E.I.R.L.	LAT	15.9	46.2	6.3		12.3		11.9		3.7	96.4	27.2	35.9
409	Yalda Trading Co LLC	MID	24.9	17.6	33.7		16.4				3.1	95.7		
410	Unifrutti Canarias, S.A.	EUR	8.4	25.5	24.6		6.0		14.6	1.8	14.6	95.5	107.5	119.5
411	Agrintesa Coop.Agricol	EUR			95.3							95.3	69.8	
412	Modelo Continente, S.G.P.S., S.A.	EUR	41.7	22.1			2.6				28.4	94.8	45.0	39.0
413	Reliance Comercial Ent. (HK)	FAR	84.4				7.2			3.1		94.7	12.1	45.1
414	Ruth Herrera Lagos	LAT	15.2	64.8	0.2		0.6		13.9			94.7	85.7	86.0
415	Five Diamond Cold Storage Inc.	NAM	44.4				6.1				43.9	94.5	27.5	101.4
416	Cofix Import. e Export. de Frutas Ltda	LAT	24.4	3.4	24.4		26.1			1.9	14.0	94.2	62.5	106.8
417	Honore Primeurs S.A.	EUR			93.5							93.5	53.7	
418	Wellcome Co.Ltd.	FAR	89.5							3.7		93.2	74.8	33.1
419	Malet Azoulay UK Limited	EUR					28.5	59.3			4.8	92.6	136.8	226.4
420	Vital Berry Marketing Inc.	EUR				76.3				13.9	1.6	91.8	198.7	
421	Distribuidora de Frutas Céu Azul Ltda	LAT	25.5	8.2	21.0		23.4		1.2	10.4	2.2	91.8	49.8	85.7
422	Brimland Enterprises Corp.	FAR	40.6	9.3	1.0					15.3	25.4	91.6	92.8	71.5
423	Distribuidora Emijor C.A.	LAT	13.8	38.8	5.5		2.4		17.1	10.2	3.3	91.3	42.5	47.9
424	Jokofruit B.V.	EUR	18.8	28.3					43.0			90.1	97.6	
425	Unified Foods	FAR	88.7									88.7		
426	Agility Logistics Ltd.	EUR	49.1	39.3								88.4		
427	Premier Fruits (Western Int) Ltd.	EUR	13.6	65.4	9.0							88.0	38.6	65.6
428	Othil Import.De Frutas Ltda.	LAT	19.3	8.7	30.2		22.7			3.7	2.9	87.5	16.2	
429	Keelings Group	EUR	56.8	6.4	17.1		5.0			0.3	1.4	87.1	106.7	87.8
430	Vital Berry Marketing, Inc.	NAM				86.3						86.3	319.2	93.7
431	Fruit World Breda	EUR				73.7					12.3	86.0	87.0	68.5
432	Whole Green Trading Co., Ltd.	FAR	4.9							3.5	76.9	85.3	77.5	38.2
433	Prizako Agency Sdn.	FAR	78.1				7.2					85.3	93.1	41.7
434	Akhmed Fruit Co.	EUR	29.3	19.4	35.3				1.3			85.2	56.9	9.7
435	O-Melro Com	EUR	84.4									84.4	92.1	73.2
436	Aorta F And M Supply Co.Ltd.	FAR	61.8		9.0		11.6			1.9		84.3	14.6	25.0
437	Bakker Central Inkoop B.V.	EUR	84.0									84.0		
438	OOD Vostok	EUR	63.8	7.0	6.3		4.0				2.3	83.4	18.8	73.6
439	Global Pacific Produce	EUR	18.9	35.2	29.1							83.2		
440	Western Grocers Vancouver	NAM		56.4	26.5							83.0	74.4	52.7
441	NSA Produce Marketing Inc	NAM		37.4			8.8		18.2	18.3		82.7	169.7	184.0
442	Stemilt Growers Inc	NAM		9.2						73.4		82.6	123.0	405.5
443	Bec Company	LAT	44.3	1.5			21.1		4.7	0.3	10.1	82.0	77.2	140.3
444	Dole Nat Co. S.A.	LAT	1.8	8.6	44.3		9.2	13.4				81.4	101.4	24.9
445	Frutica S.A.	LAT	32.1	37.5	0.2		3.0		1.2		6.8	80.9	141.1	158.9



CONSIGNEE	MKT	GRAPE	APPLE	KIWIS	BLUEB	PLUM	AVOCADO	PEAR	CHERRY	OTHERS	2008-09	2007-08	2006-07
446 Produce Services of America, Inc.	NAM	16.8	12.9			35.1			1.6	14.4	80.7	84.8	100.0
447 Globus	EUR	66.7	5.4	4.5				3.9			80.5	353.9	477.4
448 Khaishen Trading Sdn Bhd	FAR	60.8	1.2			7.3			0.9	9.9	80.2	93.3	61.2
449 Tung Shing Fresh Fruit Co., Ltd.	FAR	59.1	6.1			2.4			12.2		79.7	26.2	40.1
450 Fruticola Irmaos Faisao Ltda.	LAT	19.7	4.8	18.5		14.3			7.0	14.8	79.1	50.0	11.4
451 Argenfruit	LAT			36.4			20.1			21.7	78.2	60.2	118.4
452 All American Farms Inc	NAM		1.1						28.3	48.8	78.2	113.9	105.6
453 Alexport B.V.	EUR	50.2	3.4	22.4		0.2			0.02	1.8	78.0	144.0	182.6
454 Hortifruiti, Inc.	LAT	26.3	37.9	0.9		2.1		3.4		7.4	78.0	92.6	108.9
455 Unifrutas E.U.A.	LAT	8.7	50.0			2.7		5.8		10.6	77.8	168.0	182.4
456 Daum Trading Co., Ltd.	FAR	57.6		20.2							77.8		
457 Import. Y Negociaciones Nayjama	LAT	26.7	11.7			9.3		28.8	0.6	0.6	77.8	79.5	51.5
458 Pomar Novo Import e Export Ltda.	LAT	28.1	1.2	11.1		11.5		3.5		22.3	77.6	39.4	21.2
459 Ek Chai Distribution Co.Ltd.	FAR	76.7									76.7	69.1	26.9
460 KNC Fresh Fruits Inc.	FAR	76.1									76.1	54.7	58.7
461 NGK Trading Co.	FAR	4.6	69.0				2.4				75.9	112.0	104.5
462 Korea Marketing Co., Ltd.	FAR	32.2		43.7							75.8	117.0	109.9
463 Armando Daniel Brunetti y Otros	LAT	1.1		23.9			22.7			28.2	75.8	86.7	40.7
464 Garaia Sdad. Coop.	EUR			75.4							75.4	61.3	32.7
465 Berry Gardens Ltd.	EUR				75.0						75.0	90.5	14.4
466 Jose Luis Montosa S.L.	EUR						74.9				74.9	303.3	281.6
467 Samjoo Marketing	FAR	74.0									74.0	72.7	57.5
468 Zerres & Co.Gmbh	EUR	56.8	12.2	2.1				2.6	0.2		73.9	57.6	
469 Comercializadora Maygle C.A.	LAT	11.0	53.7					9.0			73.7	71.4	73.3
470 Mafalda S.A.	LAT	31.0	21.4	1.8		6.5		8.7	0.1	3.6	73.3	44.8	70.8
471 Ferreira Da Silva S.A.	EUR	26.3		33.6						12.8	72.7	105.3	160.5
472 Joyful Fairy Fruits Ltd.	FAR	46.5	1.2	20.2					4.1		72.0	43.9	31.2
473 Won Jun Produce	FAR	60.5		6.9						4.3	71.8	11.2	16.0
474 Rosa Milagros Elias Ramos	LAT	7.4	35.0	0.03				29.4			71.8	59.1	86.3
475 Verdi Import B.V.	EUR	33.5	16.5	17.9				3.9			71.8	34.7	21.6
476 Chiao Chern Enterprise Corp.	FAR	38.9	11.4						14.0	7.2	71.5	91.0	55.5
477 FD Fruit B.V.	EUR	54.6				8.2			3.7	4.8	71.3	119.8	158.4
478 KGB International Inc.	NAM		61.1			3.4			2.4	4.0	70.8		
479 Cedit U.S.A Inc.	NAM		33.3	23.3				4.7	3.5	5.8	70.5	61.5	3.3
480 Vital	MID		32.9	37.5							70.4	70.3	
481 Begley Bros Ltd.	EUR	45.3	5.0	14.4	5.4						70.2	58.2	
482 Worldwide Fruits UK	EUR		69.3								69.3	252.5	243.2
483 Chop Tong Guan Sdn Bhd	FAR	60.3	3.2			4.8			0.3		68.6	15.1	5.6
484 Golden Alpha Corporation	FAR				64.0					3.0	67.0	64.4	38.2
485 Algoma Orchards Ltd.	NAM		67.0								67.0	178.1	114.5
486 Fruver Importaciones S.A. de C.V.	LAT	8.6				18.5				39.7	66.8	92.7	70.2
487 Surtifruver De La Sabana Ltda	LAT	11.6	22.2	6.6		4.4		10.4	1.2	10.4	66.8	34.2	
488 G Y S Marketing S De R L De C	LAT	19.2				33.6				14.0	66.8	22.4	
489 Quadrum Foods Sp. z.o.o.	EUR	60.2		3.6						2.9	66.7	141.3	101.7
490 A.M.S. European	EUR	4.2					47.8		13.5	1.1	66.5	129.7	106.3
491 Prodimexport S.A. de C.V.	LAT		66.3								66.3	198.0	259.2
492 Benini Cia. Ltda.	LAT	47.6		18.1							65.7		
493 Comercio de Frutas Otil Ltda.	LAT	17.3	4.4	6.3		25.1			6.2	6.1	65.3	32.5	64.7
494 Sarl Tifanette	EUR		65.2								65.2	1.2	19.9
495 IG International	FAR		62.5			2.2					64.7	66.2	62.3
496 Big Company Fruits	LAT		62.3					2.1			64.4	26.0	
497 German Ariel Dellacasa	LAT			2.5			61.4				63.8	4.1	
498 J W Sedgwick Ltd.	EUR	32.1		7.2		24.4					63.8	88.6	54.5
499 Rima France	EUR	28.0	10.3	21.0		3.0			1.4		63.7	171.6	44.9
500 Platanos Cox S.L.	EUR	11.1	17.6	9.4		13.1		1.5	2.6	8.3	63.6	84.7	66.5
501 Orimex Trading B.V.	EUR	6.6	35.7	8.6		3.0		8.0		1.2	63.1	82.6	309.1
502 Asia Produce Partners Limited	FAR	62.3									62.3		
503 Carrefour Comercio e Industria Ltda	LAT	11.3	21.0	2.6		3.3			6.0	18.0	62.2	29.3	35.5
504 Imdismol, S.A. de C.V.	LAT	32.7	22.5			2.7		0.9		2.7	61.5	118.3	145.7
505 Grapes Direct America Ltd.	NAM	61.4									61.4		
506 Costco Wholesale Japan Ltd.	FAR	39.1			5.6				0.7	15.4	60.8	38.0	69.2
507 Valenfrut, C.A.	LAT		53.8						3.0		60.6	165.7	158.4
508 El Jibarito, Inc.	LAT	45.8	1.1			3.4		6.4	0.3	3.5	60.6	38.8	55.4
509 Cedit Centro Distribuzione Toscana Srl	EUR	22.5	5.1	20.3		3.0		9.6			60.5	99.4	46.4
510 Satori S.A.	EUR						60.5				60.5	77.3	70.3
511 Agropel Perazzati Ltda	LAT	21.2	4.6	6.6		10.0		3.5	4.7	9.9	60.4	39.7	60.9
512 Bacchus Fresh International	NAM		56.4								60.3	2.9	
513 Goldspan Ltd.	FAR	15.1		4.8						40.2	60.1	73.6	55.0
514 Distribuidora Greacia C.A.	LAT	9.1	43.2					6.3		1.2	59.8	99.5	108.4
515 Distribuidora Sian Len S.A.C	LAT		40.4					19.2			59.6	64.4	55.7
516 Desarrolladora Int.	LAT	23.5	35.8								59.3	62.2	36.3
517 Pacific Organic Produce	NAM		23.8				32.4		3.0		59.2	98.7	137.4
518 RH Mejia & Co	LAT	35.7	13.4	1.6		3.4		3.2		1.0	58.3	66.9	138.5
519 Peter Gilding & Company Limited	EUR	2.4	29.9	22.9				3.0			58.3	118.4	214.9
520 Alimentos Fruca S.A.	LAT	9.1	36.4	2.2		2.3		5.0		3.1	58.2	83.9	125.0

CONSIGNEE	MKT	GRAPE	APPLE	KIWIS	BLUEB	PLUM	AVOCADO	PEAR	CHERRY	OTHERS	2008-09	2007-08	2006-07
521 Kloosterboer Fruit terminal	EUR	2.2	49.7	4.8				1.3			58.0	123.7	170.6
522 Midi Caraibes	LAT	34.8	17.3	0.7		1.9		1.5		1.8	58.0	29.3	31.1
523 Doris Pari Vargas	LAT	9.4	21.7			12.0		14.9			57.9	19.4	
524 J. Reis e Burnay, Lda.	EUR	35.5	3.8	7.2				11.2			57.8	13.2	16.4
525 Courchesne Larose Ltee.	NAM	13.0	2.4	9.2	5.6	5.6				21.7	57.4	112.3	91.7
526 S & A Produce Ltd.	EUR				57.0						57.0		
527 Shenzhen Harvest Time Imp. And Exp.	FAR	56.7									56.7		
528 Poulis S.A.	EUR	6.9	28.0	6.7		12.5		2.4			56.5	68.3	13.6
529 S.A. Imports, LLC	NAM	47.8	8.0								55.8	34.4	
530 Del Monte Fresh Produce	LAT	21.3		2.2		23.9			1.8	6.4	55.6	51.4	113.9
531 L & M Companies, Inc.	NAM		51.0	4.5							55.5	115.6	190.1
532 New York Export Co., Inc.	LAT	48.4				2.5		4.0		0.5	55.4	33.0	25.5
533 Distribuidora Ana Lizeth Brl	LAT		45.3	1.3		3.5		1.7		3.2	55.1	51.6	49.3
534 Cape Fives NI	EUR		54.8								54.8	32.0	
535 Pro Citrus Network	NAM									54.6	54.6	106.3	98.3
536 Yupaa International	FAR		54.5								54.5	111.1	116.5
537 Bakker Barendrecht BV	EUR	14.4		8.5		29.5				2.1	54.4		17.5
538 Fresh King, Inc.	NAM	1.5			49.1				0.5	3.3	54.4	0.3	
539 Sociedad Sofruver S.A.	LAT	6.7	41.4			0.2		1.8	0.1	4.2	54.4	56.2	42.6
540 Cheung Kee Transportation Ltd.	FAR	30.0	6.3			4.8			5.7	7.2	53.9		
541 Central Dica S.A. Grupo L/C	EUR		49.6						1.6	2.6	53.8	84.4	54.7
542 L & M Imports Exports, Inc.	NAM	20.9	2.2			6.3			2.1	22.2	53.8	118.8	95.7
543 Fresh Pacific & Vegetables	NAM									53.7	53.7		
544 Dole Shanghai Fruits And Veget	FAR	43.2	10.3								53.5	111.1	4.6
545 Ewerman AB	EUR		50.5					2.9			53.4	40.9	19.1
546 Paramount Export	MID	2.3		50.8							53.1		1.2
547 LBP Rotterdam B.V.	EUR						52.8				52.8	184.5	157.2
548 Peviani Spa.	EUR	14.7	1.9					36.2			52.8	66.5	51.5
549 Fresh Joy Co. Ltd.	FAR	9.1	6.3			14.4			20.1	2.7	52.6		
550 Stone Fruit	LAT	8.8	28.3	11.5				3.9			52.5	43.8	45.6
551 Al Jebali Trading Company	MID		52.4								52.4	86.1	114.4
552 Shanghai Great Harvest Int. Co. Ltd.	FAR	22.5	12.3	17.0							51.9		
553 Angus Soft Fruit	EUR				51.9						51.9	38.1	
554 Sendas Distribuidora S.A.	LAT	23.8	15.2			8.3			1.7	2.8	51.8	10.9	23.5
555 Southern Specialties, Inc.	NAM				51.5						51.5	9.2	53.8
556 MS Pure Food Co.	MID	2.8	22.0	22.0		2.4		2.2			51.4		
557 Ooo Baltfruit Ltd.	EUR	38.7		12.5							51.2	437.5	
558 Interfruver de México, S.A. de C.V.	LAT	38.5				2.4				9.6	50.5	34.5	514.9
559 Growers Union	NAM				43.1					6.8	49.9	42.9	11.3
560 Rivoira Giovanni & Figli S.P.A	EUR		49.8								49.8	104.3	24.4
561 Rapid Carga S.A.C.	LAT		36.5								49.7	50.4	24.3
562 T & Jb Produce Ltd.	EUR					16.5			33.2		49.7	7.4	17.8
563 Rekan Trading Co., Ltd.	FAR	6.6	25.5			4.8			7.7	4.8	49.4	82.5	89.2
564 Sabinfrut Corporation S.A.C.	LAT	16.7	29.7	1.3				1.7			49.4	55.0	29.6
565 Market 52	NAM				49.2						49.2		
566 Chelan Fresh Marketing	NAM		48.8								48.8	17.7	
567 Univeg Katope UK Ltd.	EUR	15.7				24.4				8.6	48.7		
568 JFC Group	EUR	30.7		17.9							48.6	512.7	346.8
569 Valentim Appolari	LAT	14.7	2.3	13.5		4.9				13.3	48.6	2.4	2.1
570 Dekalb Farmers Market	NAM	27.1	6.2		2.8	2.6		0.7	3.5	5.7	48.5	12.1	3.6
571 Glitter Gem Enterprise Co., Ltd.	FAR	9.1							20.2	18.7	48.1	148.9	122.6
572 Frigoríficos de la Costa	LAT	2.3	38.3					5.8	0.4	1.1	47.8	44.5	46.0
573 Kingo Korea Co., Ltd.	FAR	46.9									46.9		
574 Fartura Alimentos Ltda.	LAT	6.3	3.4	11.9		9.4				15.5	46.6	3.3	
575 Fresh Fruit Connections Inc.	NAM	10.6	11.5	2.1						22.0	46.3		
576 Kiwi World S.A.	EUR			46.2							46.2	9.0	13.4
577 Importadora de Frutas S.A. de C.V.	LAT	15.1	30.1	0.8							46.1	3.4	36.4
578 UAB Augma	EUR	43.6		2.4							46.0	184.4	53.7
579 Battaglio S.R.L.	EUR		16.4	9.3				20.3			46.0	26.3	12.7
580 Imp. de Frutas y Verd. Becerra G.	LAT	2.2	32.7			4.8		3.8		2.4	45.9	36.4	44.7
581 Comercial Lukale E.J.R.L.	LAT		25.8			2.3		1.3		16.1	45.5		
582 Diprom	LAT	11.3	23.8	0.9		2.5		1.6	0.4	4.8	45.3	42.3	36.8
583 Jumbo Fresh Fruits Inc.	FAR	42.3								2.9	45.2	34.6	14.8
584 ICA Norge AS	EUR		45.0								45.0		
585 Export & Import Latinvenezuela C. A.	LAT	11.2	15.7	2.2		7.0		3.8	4.8		44.8	46.2	118.0
586 Central Fruit BVBA	EUR	43.3	1.2						0.2		44.7	46.2	32.0
587 Fruit Growers Alliance Ltd.	EUR	21.4	22.0								43.4		
588 Grower Service	NAM					15.7				27.6	43.3	37.7	6.5
589 Grandafrutta Soc.Coop.A.R.L.	EUR			43.2							43.2	34.6	25.9
590 New York Apple Sales, Inc.	NAM		43.0								43.0	54.0	123.3
591 Suhol Al Fiha Trading Company	MID	3.1	39.9								43.0	30.0	22.5
592 Turners & Growers International	FAR	38.5				4.5					42.9	45.1	58.4
593 Comercializadora Chacón	LAT		38.0			4.8					42.8		128.8
594 Cia. Fru & Ver Madrid	EUR	9.8	10.8	4.5		2.7			1.5	13.5	42.8	15.3	1.0
595 Y&P Fresca Imports Exports Ltd	EUR	9.0	19.3	9.6		5.0					42.8	44.5	28.8

CONSIGNEE	MKT	GRAPE	APPLE	KIWIS	BLUEB	PLUM	AVOCADO	PEAR	CHERRY	OTHERS	2008-09	2007-08	2006-07
596 Kobe Yoko Ltd.	FAR	4.3		9.3	0.2					28.9	42.7	67.2	138.0
597 Fruit Well Trading Co., Ltd.	FAR		42.4								42.4	50.1	56.3
598 Arjomandi General Trading	MID	10.0	27.3			5.0					42.2	55.1	21.0
599 Weal Moor Ltd.	EUR						42.2				42.2	69.0	37.8
600 Pacific & Co. Ltd.	FAR	28.4		4.8						8.7	41.9	31.6	37.7
601 J. M. Los Frutales S. A.	EUR		41.8								41.8	68.4	61.4
602 Snc Socheleau Vergers	EUR		41.8								41.8	38.0	15.7
603 Irineo Villalobos	LAT		41.8								41.8	30.2	28.9
604 Watari Co., Ltd.	FAR				36.0				1.0	4.1	41.1	52.9	67.0
605 HL Hall (International) Ltd.	EUR						40.8				40.8	72.6	49.9
606 Eda Frut E.I.R.L.	LAT		22.5	0.6		5.2		10.6		1.6	40.5	61.9	21.5
607 Fruit Brothers	EUR	23.5	16.9								40.4	38.1	61.8
608 Di Lenardo S.P.A.	EUR			40.3							40.3	83.8	82.7
609 Benelux Flower & Food	FAR	9.2	1.1	8.6		7.3			3.1	11.0	40.3	70.3	63.4
610 Frutas Tabares S.L.	EUR	6.7	7.1	13.4		1.3		5.3	0.6	5.8	40.2	75.0	81.9
611 First S.A. - First International Corp.	LAT									39.9	39.9	32.2	19.6
612 Tootal Fresh Scrl	LAT		17.5	0.6		6.3		15.6			39.9	38.0	63.6
613 Multitrading International	LAT	6.1	29.1					3.8	0.8		39.8	90.6	108.0
614 Fresh Advancements Inc.	NAM	5.1	10.6		5.8				13.8	4.6	39.8		
615 Alefruit S.R.L.	EUR	29.0				4.7		6.0			39.7	45.5	16.6
616 Unifrutti Kuwait Co	MID	5.6	11.9	14.0		1.5		6.7			39.7		
617 Morello International Plc	EUR	15.8	23.6								39.4		
618 Leonel Rafael Geronimo	LAT		36.2					3.1			39.3	29.5	36.4
619 Utopia UK	EUR								29.7	9.2	38.9	24.1	24.0
620 Cooperativa Huertas del Plata	LAT	1.7		37.2							38.8	34.7	15.7
621 Food Invest Italia Spa	MID	3.1	29.9	5.6							38.6		
622 Park in Shop	FAR	13.3	3.1	2.2	0.2	6.4			11.8	1.5	38.4	18.9	10.2
623 Gastaldelli S.R.L.	EUR	0.9	8.0		0.5			4.2	3.6	20.9	38.1	50.2	6.6
624 Seeberger KG.	EUR									38.1	38.1	30.9	44.1
625 Distribuidora Yanira E.I.R.L.	LAT		30.2					7.6			37.8	55.0	43.8
626 Del Monte Fresh Produce International Inc.	MID	11.2	3.5	2.3				20.7			37.7	120.0	706.2
627 Import. de Frutas de Honduras S.R.L.	LAT	9.8	25.9	0.8		0.2		0.4		0.6	37.7	52.1	73.0
628 Supertienda Y Drogueria Olimpi	LAT	5.0	26.7			0.7		3.4		1.8	37.5	16.1	12.1
629 Import y Export M&M S.A.	LAT	6.5	25.4	2.1				3.2	0.3		37.5	41.9	45.3
630 Royal Vista Marketing	NAM									37.4	37.4	160.7	94.6
631 Tom Lange Co., Inc	NAM									37.2	37.2	34.2	
632 Hortofruticola Amaglio Srl.	EUR	2.4	3.3	11.2		7.9			1.3	11.1	37.2	14.9	
633 Sancol e IRL	LAT		32.3			0.4		4.4			37.1	14.1	4.7
634 United Fruit Ltd.	FAR	37.1									37.1	21.2	23.0
635 Scott Alvarez Jorg	LAT	35.7	1.2								36.8	17.4	
636 Dovex Fruit Company	NAM		36.8								36.8	110.2	65.1
637 Marcos Rejas Ureta	LAT		34.8					1.9			36.7	36.8	41.6
638 Mohammed Odha Trading	MID	11.4	20.2					4.8			36.4	20.1	31.2
639 QDF Northern Europe	EUR			2.4						33.8	36.2	103.8	
640 Sikafruits	LAT	9.5	20.7	2.3		0.6		2.2		0.9	36.1	42.4	33.9
641 Comercial Dodi CA	LAT	6.1	25.4			1.1			2.5	0.8	35.9		4.6
642 Compañía Fruticola Victoria S.A. de C.V.	LAT	24.1		2.2		3.6				5.8	35.8	41.9	63.5
643 Fresh Garden S.A.	LAT	11.0	17.9	2.6		0.3		1.0		2.9	35.6		
644 Alimport Cuba S.A.	LAT		35.6								35.6	49.2	45.3
645 Atlampom	EUR		10.1	11.7				13.3			35.0	53.0	30.2
646 Progressive Enterprises Limited	FAR	34.9									34.9	48.5	114.0
647 Representaciones Zanelli	LAT		4.2			6.2		22.3		2.0	34.7	31.6	42.4
648 Nieto & Milevcic Ltd.	LAT	15.2	11.3	0.3		2.2			0.4	5.2	34.7	68.7	42.9
649 Globewide Trading	FAR	34.5									34.5	36.3	6.6
650 Imp Pao & Sebas Eirl	LAT	0.5	31.0	0.6		0.6		1.8			34.5	41.4	
651 Debbya Zarate	LAT		34.3	0.09							34.4	30.2	31.1
652 Difrimex S.A. de C.V.	LAT	34.1									34.1	2.0	1.1
653 Frutera El Progreso	LAT		28.7					5.2			33.9	25.1	29.7
654 Dae Wang G & T	FAR	33.7									33.7	23.8	22.3
655 Karanicolas Ioannis y Antonios	EUR	20.1	2.6	7.1		3.7					33.5		4.7
656 Arcofruits S.A.	EUR	13.1	1.2	14.3		3.8				1.1	33.5		
657 M.Mamani	LAT		33.2	0.2							33.4	27.1	41.3
658 Mayrsohn International Trading Co.	NAM	20.5	10.6	2.2							33.4	26.2	5.4
659 Aayush Impex	FAR	4.6	28.7								33.3	57.9	29.8
660 Van Rijn Trading	EUR	5.1	5.9	11.5				10.8			33.2	14.9	
661 Mazzoni S.P.A.	EUR		29.5	3.6							33.1	51.2	49.1
662 POLAK + Co.import   export b.v.	EUR	22.6	5.6	2.1				1.3		1.0	32.6	1.0	
663 Fruthosa S.A.	LAT	16.5	14.5	0.7		0.5		0.1		0.2	32.5	48.4	78.9
664 Frutas Vicente Betancourt, S.L.	EUR	5.4	6.7	2.2		3.8		2.1	1.0	11.1	32.4	54.6	45.3
665 Chinafaith Worldwide Limited	FAR	23.5	3.2			4.8			0.8		32.4	0.8	6.5
666 PT Indofresh Indonesia	FAR	32.1									32.1	30.6	3.4
667 Tae Bong Int'l Co., Ltd	FAR	31.9									31.9	88.6	35.0
668 Royal Fruit Company Ltd.	MID		24.7			7.2					31.9		
669 Jafruit B.V.	EUR	31.7									31.7	60.3	62.4
670 Alimentos Vimera S.A.	LAT	9.1	12.0	2.2		5.1				3.2	31.6	49.1	106.7

CONSIGNEE	MKT	GRAPE	APPLE	KIWIS	BLUEB	PLUM	AVOCADO	PEAR	CHERRY	OTHERS	2008-09	2007-08	2006-07
671 Preva Produce Ltda.	EUR		31.4								31.4	40.7	
672 Inés Gómez Chávez	LAT	9.1	19.1	0.10		1.0		0.7		1.2	31.3	27.5	26.9
673 Saba Frukt & Grönt AB	EUR	15.8	15.4								31.2	175.5	139.9
674 Jandira Comercio de Productos	LAT									31.0	31.0	36.3	28.5
675 Fruitfilos S.A.	EUR		22.7			3.3		5.0			30.9	50.5	66.9
676 La Fruition Co., Ltda.	FAR	16.8				2.4			4.9	6.9	30.9	24.9	13.1
677 Irmaos Benassi Prod. Dist. Agric.	LAT	14.1	1.9	2.0		5.8			4.6	2.5	30.9	24.1	19.6
678 Verisource International LLC	FAR	18.5								12.3	30.8	43.3	109.6
679 Bella Fruta S.A.	EUR	2.9	20.0	2.2				5.6			30.8		
680 I.N.Z Trading B.V.	EUR									30.6	30.6	15.6	
681 Comercializadora Yanipa S.A.	LAT	16.6	12.4					1.4			30.4	18.0	59.3
682 Zoutewelle Import/Export	EUR	9.0	9.4	11.2					0.8		30.4	35.0	51.7
683 The First Fruit E.U.	LAT		19.6	7.2		2.1		1.3	0.1		30.3	51.0	68.1
684 Well Pict European Ltd	EUR				30.2						30.2	139.7	26.7
685 Scandinavian Fruit Partner AB	EUR		16.9					13.2			30.1	21.4	43.9
686 Western Fresh Marketing	NAM		7.1	11.2						11.7	29.9		
687 Apexdom S.A.	LAT	13.3	11.1	0.2		1.4		3.3		0.6	29.9	13.6	18.5
688 Perboni Comercio e Imp.Ex.Alim	LAT	13.8	2.5	13.4							29.8		
689 Japan Fraise Co., Ltd.	FAR				29.3					0.3	29.6	32.6	53.7
690 Regal Farm Co.	FAR									29.6	29.6	52.8	87.9
691 Corporación Bebo S.A. de C.V.	LAT	29.4									29.4	63.3	107.2
692 Sofruitex	EUR		29.4								29.4	35.8	27.1
693 Sobey's, Inc.	NAM	13.0	8.2						7.4	0.8	29.3		4.5
694 Frigoríficos de Rubio, SPR de RL FR CV	LAT	17.5		2.4		2.0				7.3	29.3	69.4	56.3
695 Florestal Import W Export Ltda	LAT	11.2	2.2	5.1		6.7			2.6	1.1	29.0	7.9	15.9
696 Teodora Condori	LAT		29.0								29.0	21.2	22.1
697 Grant J Hunt Co.	NAM								29.0		29.0	2.1	
698 Banamerica S.A.	LAT			28.8							28.8	4.4	
699 Wing Kee Produce Ltda.	FAR			16.3	1.7		10.7				28.7	49.9	46.4
700 Lucy Apaza	LAT	1.3	27.1					0.3			28.6	6.8	40.2
701 L.I.F.E. S.R.L.	EUR									28.6	28.6	13.2	23.0
702 Sikafruits	EUR	12.4	9.0	1.2		1.1		2.2	0.6	2.1	28.6	22.3	32.5
703 Fresh Pacific	NAM						17.3			11.2	28.5	140.1	43.1
704 Fresh Fruit Logistic Inc.	NAM						10.7			17.6	28.3	151.0	147.0
705 Best Importacao e Exportacao L	LAT									28.2	28.2	6.3	19.4
706 Freshmart Singapore Pte. Ltd.	FAR				0.2	26.4			1.4		28.1	15.0	9.7
707 Tesco Thailand	FAR	28.1									28.1		
708 Nestle Venezuela	LAT									27.5	27.5	17.6	7.8
709 Green And Fresh E.U.	LAT	2.2	17.8			1.3		2.5		3.1	27.0	12.6	8.3
710 Sam Dennigan & Co. Ltd.	EUR		23.8					3.2			27.0	24.7	47.5
711 Top Fruit Enterprise Co. Ltd.	FAR	9.4	10.5			4.8			2.3		26.9	34.8	24.4
712 Richard Jacobo J.	LAT		12.3	0.4		6.8		5.1	0.8	1.3	26.9	17.4	19.3
713 Newcore Co., Ltd.	FAR	26.9									26.9		
714 Amanda & Vincent Resources Co.	FAR	2.4	7.4			5.3			10.2	1.5	26.8	61.8	43.2
715 Sudfruits S.A.	EUR			26.8							26.8		11.0
716 Agri SGJ Ltd.	EUR	13.5				12.9			0.3		26.7	139.8	151.3
717 Frukar B.V.	EUR	6.0	9.4	6.7				4.4			26.6	24.3	33.5
718 Frutil e I.R.L.	LAT		21.6					4.9			26.5	37.0	35.6
719 Chiao Yaow Trading Co., Ltd.	FAR	15.4	2.1						3.8	5.0	26.1	45.3	11.1
720 China Smart Fruit	FAR	26.1									26.1	0.3	10.0
721 Fruticola Carana	LAT	16.5	6.8			1.6				1.1	26.0	6.5	15.3
722 Issha Import Sdn Bhd	FAR	13.6				11.8				0.5	25.9		
723 WMS Supermercado do Brasil S.A.	LAT		1.1			7.2			1.5	16.0	25.8	62.3	115.1
724 Goldboy Development Ltd.	FAR	19.1		6.7							25.8	28.6	68.6
725 Frutas Drago S.L.	EUR	6.7	9.5	6.7		0.1		1.6		0.8	25.5	30.1	28.8
726 Mert Tarim Urunleri Tic.	EUR	6.8	3.4	12.6				2.6			25.5	46.1	35.0
727 Mauricio Saldarriaga	LAT		25.4								25.4	99.7	
728 Continental Fresh LLC	NAM						22.4			2.9	25.3		60.5
729 Arya Sam Foods	MID		25.2								25.2		
730 Yunyu Shokuhin Co. Ltd.	FAR									25.1	25.1	5.6	13.9
731 Gimacena S.A. de C.V.	LAT		25.0								25.0		
732 Al Nur for Marketing Agriculture Produces	MID	6.3	18.7								25.0	19.9	25.0
733 M.L. Catania Co. Ltd.	NAM		2.2	13.2						9.5	24.9	50.0	70.1
734 Frutera Del Litoral North Amer	NAM	9.6							9.4	5.7	24.7	12.9	
735 Mehadrin Tnuport Marketing (UK) Ltd	EUR						24.6				24.6	29.2	75.1
736 Maule Frutta Di Tatoli Maria & C.- S.A.S.	EUR			19.5		5.0					24.6	26.1	25.3
737 T & B Vergers	EUR		11.2					13.4			24.5	27.1	9.0
738 Cardell Export	EUR		24.4								24.4	15.6	25.0
OTHERS (< 24,400 CASES)		1,549.0	1,447.4	645.2	243.5	208.3	125.2	119.9	278.5	1,598.7	6,215.8	20,953	26,900
<b>TOTAL SEASON 2008/2009</b>		<b>110,609</b>	<b>39,843</b>	<b>17,880</b>	<b>16,043</b>	<b>12,578</b>	<b>9,671.5</b>	<b>9,181.1</b>	<b>7,775.2</b>	<b>25,978</b>	<b>249,560</b>		
TOTAL SEASON 2007/2008		108,184	42,466	16,962	14,523	11,709	12,588	9,196.7	8,726.6	25,489		249,843	
TOTAL SEASON 2006/2007		103,725	44,132	16,693	11,047	13,820	19,374	7,652.5	4,763.9	29,528			250,736















CONSIGNEE	MKT	GRAPE	APPLE	KIWIS	PEAR	PLUM	AVOCADO	NECTARIN	PEACH	OTHERS	2008-09	2007-08	2006-07
446 Debbya Zarate	LAT		823.7	1.9							825.6	719.8	741.5
447 Sabinfrut Corporation S.A.C.	LAT	198.5	580.7	14.4	31.2						824.8	923.1	518.1
448 Brimland Enterprises Corp.	FAR	333.0	182.9	10.4				226.6		71.6	824.6	989.9	771.5
449 Pacific Organic Produce	NAM		432.2				359.8			14.8	806.7	1,142.1	1,819.6
450 M.Mamani	LAT		797.3	4.9							802.1	649.8	990.0
451 Sun World International	NAM	723.4				78.7					802.1	1,019.5	4,759.8
452 Imdismol, S.A. de C.V.	LAT	303.3	433.8		16.1	22.9		6.0	17.9		800.1	1,859.6	2,314.5
453 Stone Fruit	LAT	72.1	541.6	115.1	70.8						799.6	644.6	700.6
454 Five Diamond Cold Storage Inc.	NAM	364.3				51.1		271.9	88.9	18.7	794.8	235.2	962.7
455 Global Fruit Marketing, Inc.	NAM	670.7		84.0						39.5	794.2	595.6	1,303.2
456 Importadora de Frutas S.A. de C.V.	LAT	188.6	594.0	8.4							791.0	65.8	544.1
457 IPM Nishimoto Co., Ltd.	FAR	653.1		92.1			41.3			3.2	789.7	513.3	878.8
458 Geest Melrow Salad Ltda	EUR						786.0				786.0	1,407.9	1,852.6
459 Carrefour Comercio e Industria Ltda	LAT	92.9	400.4	26.0		30.0		12.2	12.2	211.7	785.4	258.7	355.7
460 Leonel Rafael Geronimo	LAT		723.9		55.1						779.0	584.7	726.2
461 New York Apple Sales, Inc.	NAM		778.1								778.1	981.8	2,133.7
462 Imp. de Frutas y Verd. Becerra G.	LAT	17.7	626.3		69.4	43.0		16.4	3.7	0.7	777.2	677.2	685.9
463 Suhol Al Fiha Trading Company	MID	13.8	758.8								772.6	569.1	426.8
464 Reliance Comercial Ent. (HK)	FAR	691.8				64.8				15.7	772.2	89.9	408.3
465 Costco Korea Ltd.	FAR	574.8				8.8		19.1		162.9	765.7	625.3	746.6
466 Sarl Tifanette	EUR		763.3								763.3	19.4	362.0
467 Bec Company	LAT	367.0	26.9		82.5	191.8		54.6	36.5	1.3	760.5	664.4	1,233.9
468 OOO Vostok	EUR	523.3	126.7	63.4		28.1		12.5	5.8		759.8	244.3	685.7
469 Van Der Lans International B.V.	EUR	403.0	143.7	89.6						120.4	756.7	874.8	578.2
470 Comercializadora Chacón	LAT		712.3			43.2					755.5		2,347.4
471 Garaia Sdad. Coop.	EUR			754.9							754.9	575.8	302.2
472 Wellcome Co.Ltd.	FAR	736.2								18.4	754.6	489.0	271.7
473 Mc Garlet Srl	EUR	75.4	37.0	53.2	429.8	97.6				59.5	752.5	659.5	523.7
474 Whole Green Trading Co., Ltd.	FAR	40.3						622.3	2.1	85.6	750.3	637.7	325.2
475 Yalda Trading Co LLC	MID	204.1	324.8	107.8		91.5		15.6			743.8		
476 H M De Jong Koel- en Vrieshuis B.V.	EUR	490.4								252.5	742.9	385.9	
477 Vital	MID		599.3	141.5							740.8	597.9	
478 Distribuidora Yanira E.I.R.L.	LAT		604.5		136.1						740.6	954.3	858.9
479 Premier Pacific Trading, Inc.	NAM	138.6								599.1	737.7	737.9	157.5
480 Fruticola Irmaos Faisao Ltda.	LAT	161.5	91.8	185.0		128.7		8.4	122.5	37.2	735.1	392.4	108.3
481 J. M. Los Frutales S. A.	EUR		734.5								734.5	1,142.6	987.7
482 Verdi Import B.V.	EUR	195.7	297.3	179.2	58.7						731.0	437.0	216.0
483 J.O. Sims Ltd.	EUR	280.0				52.4				397.9	730.3	817.4	461.7
484 Marcos Rejas Ureta	LAT		695.8		34.3						730.1	729.7	825.3
485 Sancol e IRL	LAT		645.3		79.3	4.6					729.3	282.2	94.0
486 San Lucar Fruit S.L.	EUR	551.4			31.9			12.1	11.7	121.4	728.5	1,081.1	363.1
487 Globus	EUR	547.1	97.2	44.8	39.2						728.3	3,927.2	5,879.1
488 Unified Foods	FAR	727.2									727.2		
489 Pomar Novo Import e Export Ltda.	LAT	230.2	21.4	111.3	65.7	99.7		102.8	95.5		726.7	368.9	223.0
490 Poulis S.A.	EUR	56.9	504.5	66.6	36.0	62.4					726.3	862.5	104.9
491 Tootal Fresh Scrl	LAT		345.9	6.9	269.7	93.3					715.9	665.0	1,202.6
492 Alexport B.V.	EUR	411.8	61.1	224.0		2.2		1.8	8.4	3.6	712.9	1,284.2	1,642.7
493 Chop Tong Guan Sdn Bhd	FAR	606.4	61.2			43.2				1.4	712.2	166.1	107.5
494 Port International GmbH	EUR	455.6	255.8								711.4	397.4	924.1
495 Aorta F And M Supply Co.Ltd.	FAR	507.2		89.6		104.4				9.3	710.5	183.1	203.5
496 Jose Luis Montosa S.L.	EUR						705.5				705.5	2,913.8	2,725.6
497 Prizako Agency Sdn.	FAR	640.8				64.5					705.3	890.8	429.5
498 Khaihsen Trading Sdn Bhd	FAR	514.6	23.7			70.6				96.0	704.9	835.9	541.8
499 Comercial Lukale E.I.R.L.	LAT		514.9		23.7	21.6		59.2	83.0		702.4		
500 Korea Marketing Co., Ltd.	FAR	263.8		436.8							700.6	1,042.6	1,002.5
501 Eda Frut E.I.R.L.	LAT		431.9	5.9	190.9	53.7		17.1			699.5	1,131.6	402.0
502 Provincial Fruit Co Ltd - Rite Pak Produce	NAM	517.8		67.2						111.3	696.3	105.2	92.7
503 O-Melro Com	EUR	691.9									691.9	1,036.5	613.3
504 Ferreira Da Silva S.A.	EUR	215.3		336.0						140.0	691.3	1,136.6	1,639.1
505 Keelings Group	EUR	365.7	96.4	174.5		41.5		10.3		1.6	689.9	933.3	785.4
506 Teodora Condori	LAT		689.8								689.8	498.1	527.9
507 Tung Shing Fresh Fruit Co., Ltd.	FAR	484.5	114.9			21.6				60.8	681.7	200.0	358.9
508 Dovex Fruit Company	NAM		681.3								681.3	2,034.0	1,161.9
509 Multitrading International	LAT	49.9	558.2		69.1					3.1	680.4	1,649.0	1,933.1
510 Rekan Trading Co., Ltd.	FAR	54.1	498.0			43.2		43.2		38.4	676.9	1,090.2	1,144.6
511 Imp Pao & Sebas Eirl	LAT	10.8	620.3	6.9	30.2	7.9					676.2	820.8	
512 Daum Trading Co., Ltd.	FAR	472.5		201.6							674.1		
513 RH Mejia & Co	LAT	293.1	266.0	15.7	58.2	30.5		6.5	2.2		672.2	913.3	2,261.3
514 Midi Caraibes	LAT	285.3	326.7	6.7	14.7	19.0		7.1	3.0	5.5	667.9	367.7	425.6
515 Diprom	LAT	106.0	458.4	9.2	28.2	22.5		18.6	17.7	7.2	667.8	631.0	538.5
516 Lucy Apaza	LAT	14.5	644.2		6.6						665.3	146.3	958.7
517 Chiao Chern Enterprise Corp.	FAR	318.8	208.5					64.8		72.4	664.5	1,166.2	751.3
518 Alimport Cuba S.A.	LAT		657.3								657.3	902.9	801.2
519 Special Fruit NV	EUR						277.0			376.7	653.7	414.6	360.3
520 Peter Gilding & Company Limited	EUR	11.6	374.9	229.2	37.5						653.2	1,267.8	2,030.9

CONSIGNEE		MKT	GRAPE	APPLE	KIWIS	PEAR	PLUM	AVOCADO	NECTARIN	PEACH	OTHERS	2008-09	2007-08	2006-07
521	Snc Socheleau Vergers	EUR		650.8								650.8	691.3	256.3
522	Frutera El Progreso	LAT		552.2		93.6						645.8	476.3	565.3
523	Dave 's Speciality Imports, Inc.	NAM									644.4	644.4	451.3	671.9
524	Royal Vista Marketing	NAM									644.0	644.0	2,764.1	1,627.0
525	German Ariel Dellacasa	LAT			22.1			616.6				638.7	41.0	
526	Import y Export M&M S.A.	LAT	66.2	489.2	21.1	57.2					1.3	634.9	553.4	790.8
527	Zimpelmann Agentur GmbH	EUR	591.5						4.6	2.6	34.9	633.5	630.5	410.8
528	Won Jun Produce	FAR	496.4		69.3						64.8	630.5	91.5	161.5
529	Ek Chai Distribution Co.Ltd.	FAR	629.0									629.0	566.8	231.7
530	Supertienda Y Drogueria Olimpí	LAT	40.6	503.7		61.3	6.4		10.1	6.0		628.2	255.7	197.0
531	Joyful Fairy Fruits Ltd.	FAR	381.3	23.7	201.5						20.5	626.9	376.6	294.2
532	Import. de Frutas de Honduras S.R.L.	LAT	100.5	500.9	8.0	8.1	2.0		1.0	1.0	2.8	624.3	862.2	1,275.8
533	KNC Fresh Fruits Inc.	FAR	622.4									622.4	447.9	481.9
534	Kobe Yoko Ltd.	FAR	35.4		92.9						493.0	621.3	1,064.0	2,079.8
535	Comercio de Frutas Otil Ltda.	LAT	140.1	85.1	62.6		244.6		28.1	28.1	29.9	618.6	302.9	647.6
536	Tom Lange Co., Inc	NAM									618.5	618.5	593.6	
537	El Jibarito, Inc.	LAT	413.3	20.4		115.2	32.2		15.8	15.8	1.6	614.4	318.2	482.7
538	Aayush Impex	FAR	37.4	573.6								610.9	1,039.4	494.3
539	Samjoo Marketing	FAR	606.5									606.5	596.3	471.3
540	Cape Fives NI	EUR		603.2								603.2	430.1	
541	Agropel Perazzati Ltda	LAT	172.8	87.2	66.0	65.7	89.9		7.4	8.1	104.8	601.7	452.6	556.3
542	Sendas Distribuidora S.A.	LAT	195.1	294.0			74.8		17.8	5.6	10.3	597.6	154.0	411.0
543	Fruver Importaciones S.A. de C.V.	LAT	70.8				166.3		87.2	270.1		594.4	818.7	681.8
544	Battaglio S.R.L.	EUR		298.0	92.8	203.2						594.0	399.4	193.4
545	Arjomandi General Trading	MID	49.9	492.7			49.9					592.5	788.8	401.9
546	ICA Norge AS	EUR		590.9								590.9		
547	Shanghai Great Harvest Int. Co. Ltd.	FAR	184.3	234.6	170.2							589.1		
548	G Y S Marketing S De R L De C	LAT	157.2				302.2		33.9	91.4		584.7	191.5	
549	Representaciones Zanelli	LAT		83.0		402.1	70.8		20.7			576.5	525.8	726.1
550	Rima France	EUR	181.9	163.5	210.4		13.5				7.2	576.5	888.5	346.3
551	Food Invest Italia Spa	MID	14.1	543.9	17.9							575.9		
552	Platanos Cox S.L.	EUR	90.9	189.3	94.4	22.1	92.7		55.9		29.9	575.2	869.0	607.9
553	Preva Produce Ltda.	EUR		572.7								572.7	739.9	
554	Benini Cia. Ltda.	LAT	390.5		181.0							571.4		
555	Export & Import Latinvenezuela C. A.	LAT	91.5	295.6	22.4	69.6	68.2				21.1	568.4	617.5	1,663.8
556	S.A. Imports, LLC	NAM	421.8	145.3								567.1	325.9	
557	Costco President Taiwan Inc.	FAR	311.9							7.5	247.6	567.0	411.6	447.4
558	Y&P Fresca Imports Exports Ltd	EUR	73.8	350.1	95.7		47.0					566.6	526.4	411.4
559	Comercial Dodi CA	LAT	49.9	486.1			9.9		7.6		12.5	566.0		37.4
560	J. Reis e Burnay, Lda.	EUR	269.7	46.1	72.0	168.6						556.4	168.2	209.8
561	Quadrum Foods Sp. z.o.o.	EUR	469.5		36.4						46.1	551.9	1,177.5	833.6
562	Dole Shanghai Fruits And Veget	FAR	354.2	197.6								551.8	986.0	37.4
563	Fresh Fruit Connections Inc.	NAM	87.0	208.8	19.5						236.1	551.4		
564	Zerres & Co.Gmbh	EUR	255.9	224.3	20.8	46.1					1.2	548.3	376.8	
565	Atlampom	EUR		183.1	116.8	239.1						539.0	754.1	402.0
566	Stemilt Growers Inc	NAM		169.1							367.1	536.2	1,130.5	6,655.0
567	J W Sedgwick Ltd.	EUR	166.2		72.0		291.0					529.3	552.7	448.1
568	First S.A. - First International Corp.	LAT									521.8	521.8	393.0	295.1
569	Royal Fruit Company Ltd.	MID		452.3			69.2					521.5		
570	Frutil e I.R.L.	LAT		432.2		87.7						519.9	731.4	703.8
571	Sikafruits	LAT	122.1	343.0	11.2	27.4	5.6		5.0	3.0		517.4	573.0	419.3
572	Fartura Alimentos Ltda.	LAT	52.0	64.7	115.3		82.6		41.7	35.6	124.0	515.9	33.0	
573	Grower Service	NAM					218.1		127.7	136.4	32.6	514.7	387.1	56.9
574	Fresh Garden S.A.	LAT	100.6	341.9	23.3	17.3	3.0			11.4	15.7	513.1		
575	Inés Gómez Chávez	LAT	95.3	382.2	1.2	13.1	9.4		9.4	1.9		512.3	247.5	288.5
576	Asia Produce Partners Limited	FAR	511.0									511.0		
577	Fruit Brothers	EUR	202.0	308.1								510.2	383.1	637.6
578	Regal Farm Co.	FAR									508.6	508.6	906.2	1,480.6
579	Courchesne Larose Ltee.	NAM	106.4	42.3	90.3		54.4		46.4		166.4	506.2	1,017.4	829.2
580	Nieto & Milevcic Ltd.	LAT	215.5	217.6	3.4		19.4		42.9	4.3	2.0	505.2	860.1	605.6
581	Begley Bros Ltd.	EUR	257.4	94.5	144.5						8.2	504.5	504.5	
582	Cheung Kee Transportation Ltd.	FAR	247.9	119.9			43.2		64.8		28.6	504.4		
583	Grapes Direct America Ltd.	NAM	502.9									502.9		
584	Elias Machaca	LAT		501.0								501.0		
585	Cedit Centro Distribuzione Toscana Srl	EUR	103.8	92.7	203.2	82.6	14.8					497.1	939.6	524.6
586	New York Export Co., Inc.	LAT	396.9			71.4	22.2		4.2			494.7	366.0	318.0
587	California Giant Inc.	NAM									493.8	493.8	188.8	
588	Kölla Hamburg	EUR	471.0		22.4							493.4	686.9	1,550.5
589	Bella Fruta S.A.	EUR	13.2	363.9	22.4	93.2						492.7		
590	Mauricio Saldarriaga	LAT		491.3								491.3	1,735.5	
591	The First Fruit E.U.	LAT		373.6	71.8	23.0	18.7				0.6	487.9	672.2	944.7
592	Arya Sam Foods	MID		486.2								486.2		
593	Del Monte Fresh Produce	LAT	174.8		22.3		215.0		58.0		8.8	478.9	423.7	1,032.6
594	Gimacena S.A. de C.V.	LAT		478.0								478.0		
595	Fruitfilos S.A.	EUR		386.2		74.5	16.6					477.3	749.1	934.1

CONSIGNEE		MKT	GRAPE	APPLE	KIWIS	PEAR	PLUM	AVOCADO	NECTARIN	PEACH	OTHERS	2008-09	2007-08	2006-07
596	Richard Jacobo J.	LAT		246.2	4.9	91.5	102.4		14.1		18.0	477.1	271.5	318.4
597	Walker Grow-Rite Int'l Co., Ltd.	FAR	130.9	163.0					31.2		150.6	475.8	735.8	
598	Sam Dennigan & Co. Ltd.	EUR		422.5		48.6						471.1	416.4	771.3
599	MS Pure Food Co.	MID	12.4	314.6	99.2	20.2	24.0					470.4		
600	BFC Enterprises	FAR		470.2								470.2	299.7	353.9
601	Mohammed Odha Trading	MID	51.2	373.4		40.8						465.5	351.5	502.7
602	Makro Comercializadora S.A.	LAT		441.2		23.0						464.2	279.1	55.5
603	Shenzhen Harvest Time Imp. And Exp.	FAR	463.1									463.1		
604	Valentim Appolari	LAT	120.4	43.3	134.8		44.3		59.0	59.6	0.9	462.3	21.5	20.8
605	Kiwi World S.A.	EUR			462.3							462.3	89.6	134.4
606	Scandinavian Fruit Partner AB	EUR		261.5		198.6						460.1	329.6	595.9
607	Fresh Joy Co. Ltd.	FAR	74.8	118.4			129.6		24.4		99.9	447.1		
608	Green And Fresh E.U.	LAT	17.7	341.8		45.2	12.1		19.2	9.1		445.0	215.2	157.8
609	Calfruits Co.Ltda.	FAR									444.2	444.2	358.9	
610	T & B Vergers	EUR		203.6		240.5						444.1	485.5	145.3
611	Ooo Baltfruit Ltd.	EUR	317.5		124.8							442.3	4,553.3	
612	Fruit Growers Alliance Ltd.	EUR	159.1	281.5								440.6		
613	Frutas Tabares S.L.	EUR	54.8	128.4	133.7	58.1	11.4		34.0	14.1	3.9	438.5	876.7	918.5
614	L & M Imports Exports, Inc.	NAM	171.6	41.6			46.1		56.6	111.6	10.5	438.0	922.7	749.7
615	Grandafrutta Soc.Coop.A.R.L.	EUR			432.0							432.0	345.6	259.2
616	Yunyu Shokuhin Co. Ltd.	FAR									431.0	431.0	96.1	237.1
617	JFC Group	EUR	251.6		179.2							430.8	4,995.9	3,689.3
618	Dekalb Farmers Market	NAM	221.9	113.6		12.0	17.9		17.7	21.2	26.4	430.7	107.6	32.3
619	Bakker Central Inkoop B.V.	EUR	430.4									430.4		
620	Van Rijn Trading	EUR	30.8	107.0	115.2	175.6						428.6	67.2	
621	Cia. Fru & Ver Madrid	EUR	52.4	172.8	44.8		20.4		12.4	0.5	125.4	428.6	183.1	19.6
622	Seeberger KG.	EUR									428.6	428.6	404.6	500.9
623	Costco Wholesale Japan Ltd.	FAR	302.4								427.4	427.1	285.4	340.6
624	Benelux Flower & Food	FAR	75.2	20.2	78.3		67.3				185.9	426.9	705.7	617.7
625	Bastifrut E.I.R.L.	LAT		376.3		48.4						424.7	590.8	726.0
626	Fruthosa S.A.	LAT	130.2	278.5	6.7	2.3	4.3		1.9			423.9	641.6	1,311.2
627	Daniel Arque Nina	LAT		406.7		17.1						423.8	259.0	163.1
628	Interfruver de México, S.A. de C.V.	LAT	315.4				21.6			86.4		423.4	284.9	4,850.1
629	Mauro Quispe	LAT		423.4								423.4	187.9	140.6
630	Pacific & Co. Ltd.	FAR	232.5		48.0						139.1	419.6	271.5	436.7
631	Villabona B Jose	LAT	18.1	376.7			5.0		14.9			414.5	207.7	
632	Hilda Arce Rodríguez	LAT		412.3								412.3	88.7	333.4
633	Scott Alvarez Jorg	LAT	387.0	23.5								410.5	252.4	
634	Morello International Plc	EUR	71.1	338.3								409.4		
635	Comexa	EUR						409.2				409.2	513.1	937.1
636	D J Exports Pvt.Limited	FAR	37.4	370.7								408.1	1,370.9	530.8
637	World Fruits Co., Ltd.	FAR									407.6	407.6	176.7	191.3
638	Unifrutti Kuwait Co	MID	27.8	220.7	82.9	62.4	12.9					406.7		
639	QDF Northern Europe	EUR			24.0				145.8		234.0	403.8	1,048.2	
640	Di Lenardo S.P.A.	EUR			403.2							403.2	696.9	619.2
641	Tree Top Inc.	NAM		401.9								401.9	657.4	945.9
642	Apexdom S.A.	LAT	109.3	209.8	2.1	59.5	12.2		0.9	2.9	1.3	397.9	144.2	225.7
643	Alimentos Vimera S.A.	LAT	74.8	226.5	22.4		46.3		26.1		1.5	397.6	767.6	1,822.2
644	All American Farms Inc	NAM		20.2							375.0	395.2	361.1	342.9
645	Umina Brothers, Inc.	NAM									395.0	395.0	346.8	691.7
646	Mayrsohn International Trading Co.	NAM	168.1	201.9	22.4							392.4	300.8	80.6
647	Harvest Agriculture Corp.	FAR		373.5							18.0	391.4	228.2	264.2
648	Jumbo Fresh Fruits Inc.	FAR	347.0								43.2	390.2	288.0	133.5
649	Horizon International	FAR		390.1								390.1	359.9	
650	Frit Ravich S.L.	EUR									389.1	389.1	147.8	96.6
651	Sofruitex	EUR		388.8								388.8	462.8	378.0
652	Cooperativa Huertas del Plata	LAT	16.7		371.8							388.5	357.3	156.8
653	Al Nur for Marketing Agriculture Produces	MID	28.2	355.7								383.8	357.9	474.2
654	F.V.C. International Ltd.	FAR									381.1	381.1	451.3	512.5
655	UAB Augma	EUR	355.7		24.0							379.7	1,687.9	479.6
656	Central Dica S.A. Grupo L/C	EUR		354.4					7.5	12.5	5.0	379.3	702.7	525.3
657	Wuhl Shafman & Lieberman Inc	NAM	31.5								346.8	378.2	233.9	1,293.5
658	Alicia Vargas	LAT		377.0								377.0		2.2
659	Central Fruit BVBA	EUR	350.8	21.4							0.6	372.8	382.6	333.2
660	Jose L.Colque P.	LAT		263.3		108.9						372.2		
661	Kingo Korea Co., Ltd.	FAR	364.1									364.1		
662	Verisource International LLC	FAR	151.5								212.3	363.9	394.5	1,005.9
663	Fresh Advancements Inc.	NAM	41.8	192.6					5.8	21.5	101.8	363.5		
664	Cottle Strawberry Nursery Inc.	NAM									362.2	362.2	144.6	67.8
665	Sikafruits	EUR	153.2	143.2	6.3	24.3	11.2		11.1	8.1	2.9	360.2	266.1	384.9
666	Fresh Pacific	NAM						193.5			164.1	357.6	1,921.0	741.2
667	Comercializadora Yanipa S.A.	LAT	82.8	248.5		25.6						356.9	360.9	1,139.2
668	Turners & Growers International	FAR	315.4				40.3					355.7	369.0	498.0
669	L M Fruit e IRL	LAT		303.8		50.4						354.2	94.1	355.3
670	Rivoira Giovanni & Figli S.P.A	EUR		348.3								348.3	890.9	170.8

CONSIGNEE	MKT	GRAPE	APPLE	KIWIS	PEAR	PLUM	AVOCADO	NECTARIN	PEACH	OTHERS	2008-09	2007-08	2006-07
671 Saba Frukt & Grönt AB	EUR	71.1	276.3								347.4	1,541.4	1,515.4
672 Bio-Center Zann	EUR	4.3	320.6	22.5							347.4	261.8	353.5
673 FD Fruit B.V.	EUR	262.1					41.5		14.0	29.6	347.1	611.5	766.4
674 Mazzoni S.P.A.	EUR		308.9	36.0							344.9	519.3	560.9
675 Verfrut S.A. de C.V.	LAT		344.8								344.8	716.7	3,382.7
676 POLAK+ Co.import   export b.v.	EUR	185.6	103.5	20.8	23.3					10.0	343.2	10.0	
677 Frutas Romero C.B.	EUR		167.2							175.9	343.1	260.4	
678 L.I.F.E. S.R.L.	EUR									341.1	341.1	184.1	237.8
679 Tasharukiat Zean Fruit Import.	MID		340.4								340.4		
680 Peviani Spa.	EUR	66.2	18.7		251.9						336.9	505.2	570.5
681 Univeg Katope UK Ltd.	EUR	86.1				177.8		72.0		0.02	335.9		
682 Jandira Comercio de Productos	LAT									334.8	334.8	389.9	308.7
683 Hortofruticola Amaglio Srl.	EUR	18.2	60.7	112.0		61.0		12.0	63.8	6.4	334.1	122.7	
684 Noberasco S.R.L.	EUR									332.6	332.6	185.8	194.5
685 Top Fruit Enterprise Co. Ltd.	FAR	76.8	199.3			42.8				11.5	330.3	502.1	314.9
686 Frukar B.V.	EUR	27.0	168.8	67.2	66.2						329.3	302.1	393.2
687 Hurst's Berry Farm	NAM									327.6	327.6	134.8	63.7
688 Frutas Vicente Betancourt, S.L.	EUR	44.3	103.8	22.4	23.1	35.6		59.3	26.0	12.3	326.8	541.4	510.7
689 Chenail Fruits et Legumes	NAM		120.5	46.4						159.3	326.2	105.8	187.3
690 Bakker Barendrecht BV	EUR	79.0		85.0		147.6		12.4			324.0		87.6
691 Zoutewelle Import/Export	EUR	40.5	169.2	112.0						1.9	323.7	404.8	602.9
692 Glitter Gem Enterprise Co., Ltd.	FAR	74.8						168.5		80.1	323.4	1,813.6	1,477.1
693 Park in Shop	FAR	109.1	59.1	22.4		57.5		10.6	1.6	59.3	319.6	191.2	95.3
694 Karanicolas Ioannis y Antonios	EUR	164.5	48.3	70.6		33.7					317.1		38.4
695 Vanguard International, Inc.	NAM	7.1	84.7		208.1	6.2		3.2	3.0		312.3	335.8	592.6
696 Frutas Drago S.L.	EUR	55.1	168.0	67.2	12.0	1.0		5.0	2.0		310.4	416.7	404.8
697 OOD Sunway Group	EUR	17.7	189.8							99.1	306.6	3,722.3	1,355.8
698 Best Importacao e Exportacao L	LAT									306.0	306.0	131.1	226.7
699 I.N.Z Trading B.V.	EUR									305.8	305.8	155.7	
700 Compañía Fruticola Victoria S.A. de C.V.	LAT	197.7		22.4		32.4		21.9	30.7		305.0	352.5	621.9
701 Banamerica S.A.	LAT			304.0							304.0	44.3	
702 United Fruit Ltd.	FAR	303.9									303.9	175.2	198.5
703 Novafruit International Llc.	MID		279.8	22.4							302.2	107.0	98.6
704 Chinafaith Worldwide Limited	FAR	192.9	61.3			43.6				4.1	301.9	4.2	53.1
705 Continental Fresh LLC	NAM						251.4			49.5	301.0		694.7
706 Distribuidora Dos Robles S.A.	LAT	86.0	210.6			3.3					299.9	318.5	722.8
707 Del Monte Fresh Produce International Inc.	MID	50.4	64.0	22.8	161.6						298.8	1,899.5	9,464.4
708 Fruticola Carana	LAT	145.8	128.7			14.0		4.0	6.0		298.6	83.4	245.0
709 Hortifruiti Honduras	LAT	85.7	170.9	5.6	7.4	12.0		5.5	6.4	2.8	296.2	332.4	100.8
710 Sobey's, Inc.	NAM	106.3	149.3							38.6	294.1		8.5
711 Perboni Comercio e Imp.Ex.Alim	LAT	113.5	46.5	134.1							294.1		
712 Madi Ventura S.P.A.	EUR									291.6	291.6	317.8	256.0
713 Mert Tarim Urunleri Tic.	EUR	56.1	61.7	126.4	45.7						289.9	632.7	409.8
714 Progressive Enterprises Limited	FAR	285.7									285.7	397.5	930.2
715 JMC Fruits Mesfruits	EUR		285.6								285.6		
716 Globewide Trading	FAR	283.2									283.2	297.8	56.6
717 T & Jb Produce Ltd.	EUR					115.5				165.8	281.3	36.8	101.1
718 Gee & Gee Produce, Inc.	NAM		280.6								280.6	460.8	392.8
719 De Los Rios S.A.	LAT		106.4	174.1							280.5		
720 Difrimex S.A. de C.V.	LAT	279.5									279.5	39.3	21.3
721 Gastaldelli S.R.L.	EUR	4.1	74.3		41.8					157.9	278.0	581.6	122.5
722 Western Fresh Marketing	NAM		128.4	110.9						38.5	277.8		
723 Agrimpex Srl	LAT		253.7	4.8	10.1	8.3					276.9		135.6
724 Dae Wang G & T	FAR	276.1									276.1	195.1	182.6
725 Nestle Venezuela	LAT									275.4	275.4	176.0	77.6
726 Florestal Import W Export Ltda	LAT	92.0	42.6	50.7		67.2		10.3		12.3	275.1	82.0	167.5
727 Jih Hao Trading Co., Ltd.	FAR	15.2	125.6			21.6		112.3			274.7	43.2	151.2
728 R. Martinez S.A.	EUR		170.8	67.2		13.7		21.1		1.9	274.6		
729 Alefruit S.R.L.	EUR	204.2			34.1	35.7					274.0	331.3	86.4
730 Sunkist Global LLC	NAM									272.5	272.5	24.8	
731 Exportaciones Aranda S.L.	EUR									271.7	271.7	315.5	260.8
732 Amanda & Vincent Resources Co.	FAR	19.7	140.3			47.4		13.1		51.2	271.7	678.1	781.1
733 E. Durasaimy & Bros	FAR		271.1								271.1	549.8	512.3
734 Irmaos Benassi Prod. Dist. Agric.	LAT	118.2	35.8	20.4		54.7		10.1		31.0	270.2	226.4	200.4
735 Sudfruits S.A.	EUR			267.6							267.6		44.2
736 PT Indofresh Indonesia	FAR	263.4									263.4	277.0	43.6
737 Lee Tak Company	FAR	144.4	118.3								262.8	208.4	40.1
738 Tae Bong Int'l Co., Ltd	FAR	261.7									261.7	739.5	294.7
739 Thomas Fruits et Legumes	NAM									259.2	259.2	33.6	
OTHERS (< 259 TONS)		13,986	17,914	6,413.0	1,423.1	2,390.9	2,220.8	913.7	620.1	18,346	64,228	206,005	261,927
<b>TOTAL SEASON 2008/2009</b>		<b>847,787</b>	<b>699,025</b>	<b>166,278</b>	<b>122,936</b>	<b>96,029</b>	<b>90,583</b>	<b>57,763</b>	<b>43,737</b>	<b>225,670</b>	<b>2,349,807</b>		
TOTAL SEASON 2007/2008		820,627	745,736	159,047	126,588	88,709	112,553	60,558	47,357	191,924		2,353,099	
TOTAL SEASON 2006/2007		801,231	768,481	157,015	111,718	105,247	166,423	55,921	49,606	181,106			2,396,748

## Main Fruit Types by Destination Market

Season 2008/2009 (Thousand cases)

PRODUCE	NORTH AMERICA			EUROPE			LATIN AMERICA	FAR EAST	MIDDLE EAST	TOTAL			
	EAST	WEST	TOTAL	CONT	UK	RUS				TOTAL	2008-09	2007-08	2006-07
1 GRAPE	43,290	13,798	57,088	22,260	7,666.7	3,802.3	33,729	6,837.1	11,978	964.4	110,596	108,177	103,725
2 APPLE	4,462.1	1,300.4	5,762.5	10,475	2,218.4	1,624.5	14,318	11,706	3,194.1	4,851.5	39,832	42,446	44,129
3 KIWIS	1,386.7	976.8	2,363.5	9,106.0	959.7	1,139.8	11,206	1,999.4	1,164.4	1,136.3	17,869	16,944	16,693
4 AVOCADO	1,350.8	4,628.4	5,979.2	2,734.7	669.2		3,403.9	237.6	50.7		9,671.5	12,588	19,374
5 BLUEB	8,728.9	4,162.2	12,891	1,323.3	1,091.8	3.9	2,419.0	51.0	681.9	0.2	16,043	14,523	11,046
6 PLUM	2,744.5	984.5	3,729.0	4,160.4	978.2	141.1	5,279.7	1,938.1	1,404.1	224.6	12,575	11,709	13,813
7 PEAR	550.4	421.7	972.2	5,276.6	44.3	239.1	5,560.0	2,227.7	33.6	387.6	9,181.1	9,196.7	7,652.5
8 NECTARIN	2,337.1	1,189.0	3,526.0	1,712.0	347.6	52.0	2,111.7	840.4	783.2	13.2	7,274.5	7,715.3	7,058.5
9 CHERRY	2,471.2	909.9	3,381.1	1,095.5	360.2	24.4	1,480.1	532.2	2,375.0	6.5	7,775.0	8,726.6	4,763.9
10 PEACH	2,449.6	1,027.8	3,477.4	596.5	41.2	30.1	667.9	1,213.8	4.6	0.06	5,363.7	5,806.6	6,078.4
11 CLEMENT	1,809.3	1,139.4	2,948.7	95.1	105.1		200.2	24.8	55.0	6.8	3,235.4	2,432.9	5,274.5
12 LEMON	778.4	348.8	1,127.2	31.0	0.4	7.2	38.6	9.8	723.8	25.5	1,924.9	2,437.9	2,464.5
13 ORANGE	521.2	264.1	785.3	1,205.4	25.6		1,231.0	128.8	498.5	17.0	2,660.7	1,155.0	1,807.8
14 RASPB	336.9	4.0	340.9	8.0		2.0	10.0		0.3		351.2	1,196.6	2,186.0
15 NASHI	281.9	244.3	526.2	62.6			62.6	121.2		5.1	715.1	1,218.9	1,317.5
16 WALNUT	1.9		1.9	864.5	9.1	14.2	887.7	276.9	1.4	18.8	1,186.6	963.3	861.8
17 PLUMCOT	116.0	179.9	295.9	21.7	60.3	6.9	88.8	18.6	194.0		597.2	443.7	472.3
18 ALMOND		0.9	0.9	181.0	17.4	6.6	204.9	419.7	9.9	42.3	677.7	478.4	273.8
19 APRICOT	241.4	96.8	338.1	57.5	0.5		58.0	41.0	0.4		437.5	427.3	486.4
20 MAND.	221.9	141.9	363.9					1.0	31.1		395.9	301.7	224.8
21 PGRANAT.	9.2		9.2	186.2	3.0	194.0	383.1	0.7	3.8		396.9	153.4	62.4
22 GRAPEFR.				49.0	0.008	2.7	51.7	121.6			173.3	108.0	268.0
23 PERSIMON	81.7	33.0	114.7	5.1			5.1	7.8			127.6	147.0	199.8
24 CURRANT	12.5	7.4	19.9	136.7	6.6	0.3	143.6	0.08	6.8		170.4	172.0	98.4
25 QUINCE	26.0	10.9	36.8	26.6			26.6	18.2			81.6	105.1	79.9
26 FIG	35.4		35.4	4.9	11.6	0.03	16.5		0.5		52.4	56.7	70.3
27 CHERYM	14.1	20.5	34.6					2.4	0.4		37.5	33.1	79.8
28 TANGER.	27.6		27.6								27.6	22.5	53.4
29 B. KIWI	1.1		1.1	25.8			25.8	0.2	7.0		34.1	41.4	28.0
30 BLACKB	10.0	0.6	10.6	1.5		0.05	1.6		0.005		12.2	23.9	18.1
31 LOQUAT	11.9	1.3	13.2	1.4			1.4				14.6	10.2	19.8
32 STRAWB				5.9	0.03		5.9	0.4	0.2		6.5	4.9	15.0
33 CHESTNUT												15.3	3.7
34 GOOSEB.	0.2		0.2								0.2	6.9	8.3
35 PRICKLY P.	0.5	2.8	3.4	0.1	0.001		0.1				3.5	4.9	6.5
36 PGRT. ARIL	6.0	4.5	10.5								10.5	1.0	2.1
37 FEUJOA	0.04	1.4	1.4								1.4	2.1	3.8
38 KIWANO		2.6	2.6								2.6	0.9	
39 PHISALLYS				0.003			0.003		0.3		0.3	0.8	2.1
40 P. MELON					0.02		0.02	1.1			1.2	0.2	0.7
41 TANGELO								1.7			1.7	0.01	
42 PISTACH.								1.6			1.6		
43 MURTL	0.003		0.003								0.003		1.5
44 CH. HAZEL.								0.2			0.2	1.0	0.08
45 COCO												0.09	
46 MIX BERRY						0.05	0.05				0.05		
47 KUMQUAT													0.04
48 MANGO													0.02
<b>SEASON 2008/2009</b>	<b>74,317</b>	<b>31,903</b>	<b>106,220</b>	<b>61,710</b>	<b>14,617</b>	<b>7,291.4</b>	<b>83,618</b>	<b>28,781</b>	<b>23,203</b>	<b>7,700.0</b>	<b>249,522</b>		
SEASON 2007/2008	69,996	31,768	101,764	65,607	17,026	9,908.6	92,542	26,486	20,618	8,388.8		249,799	
SEASON 2006/2007	76,476	36,442	112,918	59,415	16,288	5,923.7	81,627	28,967	19,686	7,527.9			250,725

## Main Fruit Types by Destination Market

Season 2008/2009 (Tons)

PRODUCE	NORTH AMERICA			EUROPE				LATIN AMERICA	FAR EAST	MIDDLE EAST	TOTAL		
	EAST	WEST	TOTAL	CONT	UK	RUS	TOTAL				2008-09	2007-08	2006-07
1 GRAPE	355.797	112.339	468.137	131.073	54.888	31.177	217.138	59.627	97.888	4.891,4	847.680	820.574	801.231
2 APPLE	80.206	22.616	102.821	158.769	32.512	29.705	220.986	230.598	61.653	82.756	698.814	745.380	768.439
3 KIWI	13.472	9.646,8	23.119	87.371	8.629,2	11.127	107.127	20.232	10.990	4.698,6	166.166	158.862	157.015
4 AVOCADO	17.894	52.827	70.721	12.899	4.200,8		17.100	2.479,6	281,9		90.583	112.553	166.423
5 PEAR	9.531,2	6.739,6	16.271	58.556	654,5	3.732,6	62.943	39.567	569,9	3.585,1	122.936	126.588	111.718
6 PLUM	21.896	8.186,6	30.083	22.913	8.466,9	1.223,0	32.603	18.172	13.231	1.918,0	96.007	88.709	105.181
7 NECTARIN	19.282	9.842,9	29.125	10.674	2.787,4	439,0	13.900	7.637,3	7.053,4	47,9	57.763	60.558	55.921
8 PEACH	19.946	8.032,9	27.979	3.704,9	328,0	257,3	4.290,2	11.434	33,3	0,4	43.737	47.357	49.606
9 LEMON	13.387	5.992,3	19.380	321,6	5,6	123,8	451,0	165,3	12.443	384,3	32.823	41.860	42.390
10 CHERRY	12.695	4.828,9	17.524	4.473,4	1.837,4	102,8	6.413,6	2.826,3	11.750	26,1	38.540	44.503	24.150
11 BLUEB	23.320	11.759	35.080	2.181,4	3.073,4	6,1	5.260,9	135,6	1.084,5	0,4	41.561	30.315	21.162
12 ORANGE	7.728,7	3.304,9	11.034	17.950	390,1		18.340	2.072,8	7.904,5	267,2	39.618	18.854	28.792
13 CLEMENT	13.557	10.035	23.593	1.226,6	1.547,2		2.773,8	174,4	243,3	65,2	26.849	17.815	25.055
14 WALNUT	21,4		21,4	13.646	90,5	141,5	13.878	3.818,9	14,8	241,4	17.975	13.190	11.626
15 ALMOND		22,5	22,5	2.506,5	173,5	66,0	2.746,0	4.229,9	168,9	423,0	7.590,2	5.135,4	2.986,5
16 NASHI	1.034,5	1.036,9	2.071,4	318,1			318,1	879,7		20,5	3.289,7	5.525,6	6.065,7
17 PLUMCOT	681,5	1.101,1	1.782,6	117,9	376,2	55,9	550,1	189,5	1.765,2		4.287,4	3.295,5	3.347,7
18 APRICOT	1.485,8	606,1	2.092,0	235,7	2,9		238,6	331,5	2,6		2.664,7	2.769,5	2.939,2
19 GRAPEFR.				703,3	0,09	41,4	744,7	1.745,5			2.490,3	1.568,2	3.892,1
20 RASPB	693,4	8,0	701,4	12,1		3,1	15,2			0,6	717,2	2.399,9	4.461,4
21 MAND.	2.065,4	1.174,4	3.239,8					15,0	310,6		3.565,5	1.831,3	1.363,5
22 PGRANAT.	36,7		36,7	785,2	11,8	795,4	1.592,4	2,7	15,3		1.647,2	661,2	247,8
23 PERSIMON	282,8	113,3	396,1	15,4			15,4	65,5			476,9	495,5	622,1
24 QUINCE	136,9	78,7	215,7	128,0			128,0	127,9			471,6	595,4	501,2
25 TANGER.	252,1		252,1								252,1	234,7	507,5
26 CHERYM	63,2	92,4	155,6					13,4	2,0		171,0	151,4	371,0
27 CURRANT	24,6	14,1	38,7	205,4	9,9	0,5	215,8	0,1	10,3		264,8	270,4	159,3
28 FIG	124,3		124,3	8,0	25,6	0,08	33,7			0,8	158,7	71,9	132,2
29 CHESTNUT												157,7	57,7
30 B. KIWI	2,7		2,7	38,8			38,8	0,2	11,8		53,6	65,0	51,5
31 LOQUAT	41,1	4,5	45,6	4,3			4,3				49,8	31,3	60,4
32 STRAWB				22,5	0,3		22,8	2,3	0,8		25,9	20,0	62,4
33 BLACKB	20,5	1,1	21,6	2,3		0,07	2,4		0,008		24,0	44,4	33,0
34 PRICKLY P.	1,7	9,0	10,6	0,5	0,01		0,5				11,1	15,5	21,0
35 TANGELO								29,4			29,4	0,2	
36 PGRT. ARIL	11,0	8,2	19,2								19,2	1,9	3,8
37 GOOSEB.	0,5		0,5								0,5	13,3	15,5
38 FEUJOA	0,1	3,9	4,0								4,0	6,5	11,1
39 CH. HAZEL								1,7			1,7	20,5	1,1
40 P. MELON					0,2		0,2	11,5			11,7	1,5	6,8
41 PISTACH.								15,5			15,5		
42 KIWANO		9,2	9,2								9,2	3,0	
43 MURTL	0,05		0,05								0,05		5,2
44 PHISALLY				0,01			0,01		0,4		0,4	1,0	2,7
45 MIX BERRY							0,07	0,07			0,07		
46 MANGO													0,08
47 KUMQUAT													0,2
48 COCO												0,5	
<b>SEASON 2008/2009</b>	<b>615.694</b>	<b>270.434</b>	<b>886.129</b>	<b>530.862</b>	<b>120.011</b>	<b>78.997</b>	<b>729.870</b>	<b>406.601</b>	<b>227.430</b>	<b>99.325</b>	<b>2.349.355</b>		
SEASON 2007/2008	565.894	274.963	840.857	561.438	142.684	105.886	810.008	378.310	212.487	110.844		2.352.505	
SEASON 2006/2007	635.560	323.360	958.919	509.696	138.131	66.701	714.527	411.724	212.767	98.701			2.396.638



### Main Table Grapes Exporters Season 2008/2009 (Thousand cases)

EXPORTER	THOMPSON SEEDLESS	RED GLOBE	CRIMSON SEEDLESS	FLAME SEEDLESS	SUGRAONE	AUTUMN ROYAL	NOT DEFINED	BLACK SEEDLESS	OTHERS	TOTAL			
										2008-09	2007-08	2006-07	
1 Río Blanco Ltda, Exportadora	1,798.2	1,487.1	1,325.2	1,296.5	542.0	410.2	55.4	143.6	757.8	7,816.0	7,917.0	8,120.6	
2 Del Monte Fresh Produce (Chile) S.A.	1,621.4	1,365.8	1,145.8	950.2	667.3	41.8	42.6	80.4	302.6	6,218.0	6,368.4	7,080.9	
3 Subsole S.A., Exportadora	2,003.3	906.9	1,414.1	525.6	247.2	55.0	54.2	59.0	147.5	5,412.7	5,170.6	4,512.4	
4 Dole Chile S.A.	1,293.0	1,260.1	940.9	677.9	384.4	85.2	60.0	79.2	289.1	5,069.8	5,060.5	4,573.9	
5 Unifrutti Traders Ltda.	1,189.8	1,043.3	928.7	169.4	472.9	211.2	43.8	17.7	220.4	4,297.2	4,274.8	4,723.3	
6 Exser Ltda.	1,070.9	762.9	845.9	645.1	408.8	63.8	85.6	29.3	300.3	4,212.5	2,922.3	2,551.3	
7 Scramble Ltda., Ases e Inv.	1,257.9	781.0	575.4	336.4	282.2	83.7	52.6	37.8	187.4	3,594.5			
8 Aconcaqua Ltda, Exportadora (Aconex)	1,052.2	273.8	671.8	613.4	277.5	64.4	48.9	33.4	400.8	3,436.2	3,667.9	3,169.6	
9 David del Curto S.A.	1,226.7	867.7	624.9	283.0	176.4	32.9	6.6	48.0	90.0	3,356.2	3,910.5	3,491.9	
10 Verfrut S.A., Sociedad Exportadora	920.3	903.8	597.1	148.1	197.5	14.3	50.4	18.0	47.6	2,897.2	3,300.6		
11 Rucaray S.A., Exportadora y Servicios	866.8	408.5	280.9	213.8	447.8	74.5	21.3	12.0	212.4	2,538.0	1,893.5	2,153.2	
12 Gestión de Exportación Frutícola S.A.(Gesex)	559.0	325.1	726.5	327.7	228.1	21.0	25.4	5.0	237.1	2,454.9	2,327.9	1,516.1	
13 Atacama Ltda. Fruticola y Export.	157.4	412.9	74.5	686.0	191.5	104.3	20.0	115.2	464.9	2,226.8	2,084.6	1,733.3	
14 Soc. Agric. Comercial Ltda, (Agricom)	500.6	458.2	143.4	374.4	125.8	79.6	67.8	60.0	49.2	1,858.9	1,749.0	1,913.0	
15 Frutexport S.A.	339.5	283.4	257.5	738.2	27.9	39.6	28.6	30.9	39.1	1,784.7	1,707.4	2,516.9	
16 San Fernando S.A., Frutera (Frusan)	433.3	256.0	455.3	69.9	224.7	25.8	16.2		84.1	1,565.3	1,455.8	1,170.5	
17 Geofrut S.A.	388.3	388.9	390.7	179.4	24.4	1.7	12.8		49.6	1,435.9	1,290.5	1,495.7	
18 Contador Frutos S.A.	62.1	755.8	312.9	24.0	29.6				167.1	1,351.7	807.1	1,036.5	
19 Santa Elena S.A., Exportadora	766.9	46.6	279.2	58.6	18.6	11.3	38.5	1.4	99.4	1,320.4	1,193.1	949.6	
20 Comercial Prontoxport Ltda.	324.4	169.9	186.2	289.1	34.3	38.6	12.6	6.9	172.9	1,235.1	1,198.0	910.9	
21 Euroamérica S.A., Frutera	569.4	132.9	128.2	87.3	250.0	7.0	21.1	4.0	19.6	1,219.5	1,174.0	1,077.2	
22 Agua Santa, Exportadora (Greentree)	166.9	386.7	266.9	82.4	192.8	4.2	19.1		34.4	1,153.3	1,289.3	1,357.7	
23 Córpora Agrícola S.A.	447.8	104.0	210.0	209.6			12.8	3.1	37.8	1,109.8	1,257.7	1,323.5	
24 Bauza Export Ltda.	415.7	218.0	71.6	201.6	19.1	4.5	33.1	42.7	37.8	1,044.1	980.9	1,123.9	
25 Santa Maria S.A., Compañía Frutera	336.3	113.7	123.0	82.3	200.4		69.9	53.1	59.0	1,037.8	845.3	765.4	
26 Cerro Campanario Ltda, Sociedad Agrícola	500.8	206.7	65.2	243.9			20.6			1,037.2	655.1	740.4	
27 Compañía Frutera del Norte S.A (CFN)	137.3	318.3	152.5	184.6	50.7	22.4	25.5	12.8	52.7	956.8	1,602.8	1,699.4	
28 Greenvic Comercial S.A.	187.1	210.0	217.5	17.4			14.2	13.2		148.0	807.5	971.4	685.7
29 Lafrut Exportaciones Agropecuarias Ltda.	221.8	250.7	128.8	62.2	111.1	8.9	6.9		1.7	792.3	545.6	629.1	
30 Ruiz Tagle Humeres, Sergio	110.8	4.7	36.7	159.9	310.6				6.3	124.9	753.8	966.2	1,135.5
31 Frucentro S.A.	293.7	130.2	246.1	20.5	0.9	21.0	3.3	0.2	32.3	748.1	627.9	623.4	
32 Guillermo Prohens Sommella S.A.	438.7			300.6	7.8					747.1	561.5	555.4	
33 Miemis Ltda, Comercial	114.4	65.6	320.7	62.3	20.4	76.7	8.3	10.5	62.4	741.4	601.2	770.9	
34 Valdovinos y Araya Ltda.	98.7	98.3	85.3	423.3			2.5	21.1		2.2	731.4	867.4	864.6
35 Quintay S.A., Exportadora	292.9	232.0	115.5	25.2	23.9	10.2	31.7			731.4	849.3	744.7	
36 San Clemente S.A., Exp.	142.5	203.3	215.6	61.5	44.0		19.9	25.5		712.3			
37 Green Valley Ltda., Exportadora	210.0	105.8	200.5	30.6	65.7		4.6	13.0	10.2	640.4	789.9	411.4	
38 Atlas S.A., Exportadora	141.0	261.2	60.1	4.8			31.3		119.3	617.7	756.7	656.0	
39 Agrícola Lyon Ltda	163.4	44.4	223.4	22.1	43.5	6.9	14.0		97.9	615.6	522.5	285.9	
40 Quilaco S.A., Agroindustrias	307.3	77.2	98.2	55.5	33.9	12.2				584.2	435.9	508.0	
41 Fruta Austral Exp. Ltda	189.2	64.8	108.1	69.4	79.6	16.0	16.6	3.6	33.6	581.1	450.7	285.5	
42 Desarrollo Agrario S.A.	55.3	185.9	267.3	41.0			13.5		14.6	577.6	532.8	306.5	
43 Fresh Land Chile S.A.	137.3	109.7	122.6	21.6	91.5		6.4		47.8	536.9	651.1	533.9	
44 El Maitenel S.A., Agrícola	174.8	12.2	129.4	97.5	82.7	18.0	2.1			516.6	450.0	405.5	
45 Los Lirios S.A., Exportadora	139.8	87.5	120.6	51.3	18.9		9.0		49.2	476.3	391.0	350.6	
46 Brown Ltda, Agrícola	31.6	265.2	31.1	6.1	54.2		12.9		74.3	475.3	280.9	273.2	
47 Exportadora Frutam Ltda.	62.4	353.8	13.2	3.8	2.3	3.2	10.7	5.4	4.7	459.6	532.0	585.3	
48 Jaime Prohens V. y Cia.Ltda.	105.5	75.6	81.8	142.3			21.1		27.5	453.8			
49 Nutrafrut S.A.	134.9	95.3	100.9	20.1	43.8	28.1	10.6	6.2	12.8	452.7	527.0	298.6	
50 Agronegocios Valles del Norte Ltda	111.0	97.2	49.0	114.0	11.3	10.4	5.4	10.1	37.1	445.6	371.1		
51 Disa S.A, Exportadora	160.8	41.6	100.4	80.8	18.7	20.6			16.5	439.4	362.5	336.0	
52 Frutamerica S.A, Exp.	128.3	107.6	82.9	20.3	28.6	18.0	10.8	8.7	31.2	436.5	700.1	505.6	
53 Passalacqua C., Daniella A.	234.6	16.4	92.4	28.0	21.6	5.9	0.8		20.7	420.4	524.2	434.4	
54 Montolin S.A., Agrícola e Inmobiliaria	103.6	66.6	68.2	47.9	40.7	35.0	16.8	31.8	7.9	418.5	364.6	267.8	
55 Agrícola Plaza Vieja Ltda.	95.0	104.2	49.3	104.9	40.4		2.3		22.0	418.0	349.5		
56 Tío Plaza Ltda., Agrícola	116.3	42.2	99.8	65.5	81.4		8.4			413.5	440.6	359.0	
57 Fruit Grower Chile S.A, Exportadora	255.8	9.9	69.9	9.6	37.5		6.7	18.6	4.3	412.4	522.8	310.6	
58 Gedesa Exportaciones S.A	60.9	109.8	69.6	139.4			8.0		19.3	407.0	563.9	738.7	
59 Agrícola La Cantera	118.0	111.5	15.9	72.2	6.5	4.6	20.1		57.6	406.3	371.0	344.2	
60 Lo Castillo Exportaciones Ltda.	66.5	83.5	51.7	45.6	25.1		8.7		92.9	373.9	347.8	326.0	
<b>OTHERS</b>	6,168.6	4,714.1	3,223.9	2,866.1	1,613.9	284.6	463.3	217.4	1,067.8	20,620	24,844	27,486	
<b>TOTAL SEASON 2008/2009</b>	<b>31,779</b>	<b>23,076</b>	<b>20,090</b>	<b>14,992</b>	<b>8,682.3</b>	<b>2,106.8</b>	<b>1,917.3</b>	<b>1,279.6</b>	<b>6,681.1</b>	<b>110,605</b>			
<b>TOTAL SEASON 2007/2008</b>	<b>30,630</b>	<b>22,386</b>	<b>18,139</b>	<b>16,629</b>	<b>7,811.1</b>	<b>1,770.3</b>	<b>2,015.0</b>	<b>1,246.5</b>	<b>7,550.3</b>		108,177		
<b>TOTAL SEASON 2006/2007</b>	<b>30,265</b>	<b>22,534</b>	<b>17,581</b>	<b>15,749</b>	<b>5,585.8</b>	<b>1,317.3</b>	<b>2,056.9</b>	<b>1,233.8</b>	<b>7,402.8</b>			103,725	



## Main Table Grapes Importers

Season 2008/2009 (Thousand cases)

CONSIGNEE	MKT	THOMPSON SEEDLESS	RED GLOBE	CRIMSON SEEDLESS	FLAME SEEDLESS	SUGRAONE	AUTUMN ROYAL	NOT DEFINED	BLACK SEEDLESS	OTHERS	TOTAL		
											2008-09	2007-08	2006-07
1 Kopke Jr.Inc. , William H.	NAM	2,356.3	172.7	2,031.8	1,642.1	331.7	337.0	40.3	143.4	824.4	7,879.5	6,540.9	6,110.4
2 Wal-Mart Stores, Inc.	NAM	1,053.7		1,263.0	910.6	545.4	56.7	24.7	95.1	480.6	4,429.8	3,152.3	2,429.2
3 Jac Vandenberg, Inc.	NAM	1,543.1	303.3	827.7	935.4	225.8	65.3	51.6	114.3	177.5	4,244.1	4,401.0	4,897.0
4 The Oppenheimer Group	NAM	1,326.5	137.8	630.1	1,075.1	277.4	65.8	23.6	113.1	200.5	3,850.1	3,563.9	3,613.2
5 Del Monte Fresh Produce	NAM	890.9	80.4	955.8	936.4	605.9	41.8	42.6	80.4	208.9	3,843.2	3,697.0	42.0
6 Giumarra Bros Fruit Co., Inc.	NAM	934.4	122.3	683.1	1,205.6	414.2	47.6	23.8	71.1	137.0	3,639.2	3,416.5	4,346.6
7 Chiquita Fresh North America	NAM	836.4	194.1	591.4	529.7	288.2	83.2	43.2	58.9	176.6	2,801.7	1,914.5	2,933.1
8 Dole Fresh Fruit Co.	NAM	663.7	87.5	614.1	636.7	182.0	50.5	37.5	28.2	140.9	2,441.2	2,122.4	2,936.7
9 Sierra Produce	NAM	350.1	194.9	427.0	634.2	232.4	29.4	32.8	57.3	167.1	2,125.1	1,812.5	1,855.7
10 Dayka & Hackett LLC	NAM	489.2	59.3	342.3	659.8	136.2	43.9	83.9	27.2	235.6	2,077.4	1,007.7	790.0
11 To Order	EUR	659.0	692.4	229.6	31.1	72.3	30.9	27.3	5.3	51.3	1,799.2	228.0	63.6
12 SAFCO of America LLC	NAM	419.7	2.7	291.7	562.5	155.7	115.5	20.2	69.4	107.7	1,745.1	1,891.6	1,718.5
13 Pandol Bros, Inc.	NAM	330.5	28.1	470.1	295.1	239.8	30.1	4.3	39.2	126.5	1,563.7	1,700.2	2,287.1
14 Pacific Trellis Fruit	NAM	390.9	24.3	202.7	511.7	259.7	24.1	10.4	17.7	75.5	1,517.0	1,226.1	1,323.3
15 Unifruitti Of America, Inc.	NAM	537.5	66.3	214.8	276.9	183.4	23.3	35.1	25.4	64.0	1,426.8	1,406.3	1,910.7
16 Sbrocco International, Inc.	NAM	501.0	51.6	241.2	268.3	174.6	24.8	21.9	48.3	45.4	1,377.1	1,276.8	1,272.2
17 Capespan	EUR	696.4	78.4	247.5	28.2	213.5	9.5	19.2		55.8	1,348.4	1,707.1	1,469.7
18 Del Monte Fresh Produce B.V.	EUR	551.1	453.1	126.8	11.0	61.4				80.4	1,283.9	1,432.7	1,275.9
19 Rio Vista Limitada	NAM	371.9	74.9	321.6	223.7	109.8	8.5	3.8	29.5	110.2	1,253.8	1,533.9	1,765.5
20 Loblaw's Companies East Prod.	NAM	254.6	91.3	280.1	266.9	50.1	3.4	18.7	7.6	228.2	1,200.8	1,391.3	983.2
21 Fisher Capespan	NAM	306.8	41.7	231.2	366.5	66.3	26.9	20.5	5.9	64.3	1,130.2	644.1	1,041.4
22 Aconex RT USA	NAM	216.2	63.1	222.0	221.0	112.4	31.1	15.0	13.7	184.3	1,078.8	997.9	1,232.2
23 Pro Fruit Marketing, Inc.	NAM	278.8	80.0	267.7	158.6	101.8	38.0	22.3	29.0	57.8	1,033.9	1,627.2	1,884.6
24 LordMayor S.A. de C.V.	LAT	264.0	496.1	16.1		60.1	2.7	174.5		15.7	1,029.2		
25 Grapes Direct Limited	EUR	341.1		337.1	89.3	115.1	11.6	10.5		33.1	937.8	1,020.4	833.9
26 SFI Rotterdam B.V.	EUR	443.7	102.0	148.2	57.5	93.4	8.5	20.4	2.4	50.8	926.8	1,204.0	720.3
27 Chiquita Fresh BVBA	EUR	523.2	113.1	14.5	10.3	85.8		10.6		102.1	859.5	461.1	475.7
28 All Fresh Produce	NAM	273.8	32.3	211.8	183.6	87.7	8.4	2.7	29.5	7.1	836.9	635.3	722.2
29 Timerfruit B.V.	EUR	306.7	37.0	132.5	123.6	101.8	1.6	0.6	6.9	69.2	779.8	1,335.4	953.6
30 To Order	FAR	18.5	474.3	185.4	3.8		52.0	19.3	0.1	9.3	762.7	228.0	63.6
31 Nico de Jong B.V.	EUR	304.1	258.3	49.8	3.1	65.0		7.7		13.5	701.5	723.0	749.3
32 Mack Multiples	EUR	338.9		223.8	9.4	54.1	15.8	6.9	10.7	12.3	671.9	699.2	683.0
33 International Produce Ltd.	EUR	219.4	1.7	267.5	51.1	105.6	15.2	0.08	4.4	0.6	665.7	649.6	474.1
34 Del Monte Fresh Produce (Korea) Ltd.	FAR	94.8	509.0	39.0	1.7					5.3	649.8	522.9	569.2
35 Global Fruit Point GmbH	EUR	310.1	30.1	178.3	19.4	45.1		5.2		33.1	621.3	6.8	142.2
36 Origin Fruit Direct BV	EUR	263.4	97.2	61.1	50.2	75.2	1.8	21.0		23.8	593.7	408.4	97.2
37 Merimex Fruchthandel GmbH	EUR	254.6	110.5	87.0	22.3	87.2	4.1	11.4		6.8	583.9	919.7	827.9
38 Griffin & Brand Ltd.	EUR	220.8		220.8	38.4	61.4	12.3	8.2		0.08	562.1	587.9	422.8
39 Kingo Fruits Co., Ltd.	FAR	14.5	359.3	108.4		5.3	38.5	18.6		6.7	551.4	409.0	410.1
40 Frucom Hamburg GmbH & Co	EUR	213.3	98.9	75.5	73.9	40.9	4.1	6.1	0.08	17.1	529.7	591.4	255.2
41 Dor Lung Co. Ltd.	FAR	22.0	382.7	27.2		3.6	37.8	18.9		35.9	528.0	280.2	242.2
42 Fruchthansa GmbH	EUR	334.5	27.5	37.8	4.1	91.9		0.3		22.5	518.5	792.6	589.5
43 Targ Ban Sp. z o.o.	EUR	53.3	423.1	38.1		1.1					515.6	548.3	380.5
44 A. Gomez Ltd.	EUR	217.7		197.0	22.9	20.5	22.6	22.2		6.1	508.9	902.8	878.4
45 Sun Fresh International L.L.C.	NAM	138.4	12.1	79.8	108.3	49.7	13.3	15.2	20.8	46.5	484.0	655.7	849.4
46 Huitong Economic Trade	FAR	9.0	372.4	45.2		2.3	9.2	14.4		8.6	461.1	509.3	182.4
47 British & Brazilian Produce Ltd.	EUR	217.2		160.9	25.9	3.9	7.2	10.7		26.5	452.2	310.5	195.7
48 Krijgsman Fruittrading	EUR	148.0	190.1	69.0	11.7	22.2		10.4			451.4	394.0	327.2
49 Pomina Enterprise Co., Ltd.	FAR	7.6	373.0	40.9			5.0	11.5		3.2	441.3	246.8	202.2
50 JLM Produce Ltd.	EUR	134.8	96.6	143.8	22.9	15.5	4.1	7.0		14.3	439.0	487.1	362.8
51 De Groot International B.V.	EUR	204.3	105.2	3.2	6.6	68.7	5.6	5.2		33.7	432.6	450.0	443.7
52 Agricola Gloria Due S.R.L.	EUR	109.8	135.9		0.2	97.2		3.8		69.1	416.0	356.7	229.9
53 Global Trading Co.,Ltd	FAR	113.7	208.9	59.9	1.6			10.8		19.8	414.6	307.0	391.9
54 OOO Berry Meadow	EUR	182.7	124.7	23.9		1.6	29.0		14.4	24.0	400.4	299.3	114.6
55 Richard Hochfeld Limited	EUR	136.3		100.7	56.6	38.9	14.3	5.6	4.3	16.6	373.2	523.2	445.9
56 Alfred Price & Sons Ltd.	EUR	136.7		162.7	18.0	39.9		0.2		5.5	363.1	502.6	445.5
57 Leo Pels Import B.V.	EUR	285.9	21.1	24.7	14.3	4.9		6.4		2.9	360.3	317.6	189.5
58 Fruteria, Inc.	FAR	124.8	140.1	72.5	4.6			9.0			351.0	468.2	217.4
59 Hars & Hagebauer B.V.	EUR	149.2	1.7	103.3	13.7	36.6	15.6	10.6		19.6	350.4	275.1	176.3
60 Indigo Fruit SAS	EUR	87.9	154.1	0.5		46.8	14.3	6.5		40.3	350.3	239.7	143.4
OTHERS		8,601.5	14,487	4,629.3	1,556.0	2,013.1	565.0	802.5	105.9	1,878.7	34,639	40,217	40,135
<b>TOTAL SEASON 2008/2009</b>		<b>31,779</b>	<b>23,076</b>	<b>20,090</b>	<b>14,992</b>	<b>8,682.3</b>	<b>2,106.8</b>	<b>1,917.3</b>	<b>1,279.6</b>	<b>6,681.1</b>	<b>110,605</b>		
TOTAL SEASON 2007/2008		30,630	22,386	18,139	16,629	7,811.1	1,770.3	2,015.0	1,246.5	7,550.3		108,177	
TOTAL SEASON 2006/2007		30,265	22,534	17,581	15,749	5,585.8	1,317.3	2,056.9	1,233.8	7,402.8			103,725



## Main Table Grapes Varieties by Destination Market

Season 2008/2009 (Thousand cases)

VARIETY	NORTH AMERICA			EUROPE				LATIN AMERICA	FAR EAST	MIDDLE EAST	TOTAL		
	EAST	WEST	TOTAL	CONT	UK	RUS	TOTAL				2008-09	2007-08	2006-07
1 THOMPSON SEEDLESS	12,198	3,667.6	15,866	8,947.6	2,913.7	1,498.4	13,360	1,394.7	957.1	201.4	31,779	30,630	30,265
2 RED GLOBE	1,694.8	454.0	2,148.7	6,220.1	158.7	1,588.0	7,966.8	4,326.8	8,032.5	593.6	23,068	22,386	22,534
3 CRIMSON SEEDLESS	9,588.9	2,957.2	12,546	2,149.0	2,827.7	299.2	5,275.8	419.9	1,806.7	41.6	20,090	18,139	17,581
4 FLAME SEEDLESS	10,165	3,614.3	13,779	508.2	568.9	29.5	1,106.7	45.8	60.7		14,992	16,629	15,749
5 SUGRAONE	3,909.6	1,241.4	5,151.0	2,469.5	689.6	107.9	3,267.0	186.7	63.8	13.9	8,682.3	7,811.1	5,585.8
6 AUTUMN ROYAL	991.4	245.6	1,237.0	118.1	116.7	110.3	345.0	41.2	470.0	13.3	2,106.6	1,770.3	1,317.3
7 NOT DEFINED	553.9	195.9	749.9	385.3	107.5	59.3	552.2	276.3	324.4	14.6	1,917.3	2,015.0	2,056.9
8 BLACK SEEDLESS	912.9	287.3	1,200.2	10.9	21.6	27.9	60.5	8.7	10.2		1,279.6	1,246.5	1,233.8
9 T.SEEDLESS	818.7	49.8	868.5	35.1	6.0	39.1	80.2	30.1	22.0		1,000.8	1,092.6	1,104.3
10 RIBIER	7.5	1.2	8.6	644.2			668.0	6.6	5.3	86.0	774.5	1,043.8	1,136.6
11 PERLETTE	541.0	122.2	663.1	6.9	1.7		8.6	15.0	1.1		687.8	814.2	909.4
12 QUEEN ROSE	414.0	178.0	591.9	25.9		4.8	30.7	2.7	20.7		646.1	642.6	580.7
13 PRINCESS	267.2	110.4	377.6	163.6	25.7		189.3	9.6	1.7		578.2	426.2	485.1
14 RUBY SEEDLESS	358.7	87.7	446.4	43.9	15.1		59.0				505.4	679.7	837.9
15 PRINCESS SEEDLESS	95.4	93.5	188.9	148.8	30.1		178.9	0.6	12.1		380.6	345.5	168.9
16 PERLON	162.8	138.1	300.8	9.8			9.8	0.2	4.3		315.2	203.7	189.7
17 SUPERIOR	26.5	13.9	40.4	147.8	65.0		212.7	3.4			256.6	340.5	326.0
18 QUEEN RED	126.7	51.3	178.0	0.5	5.1		5.6	7.9	0.1		191.5	215.9	154.9
19 SUNSET SEEDLESS	84.1	98.7	182.8					2.2	4.3		189.3	107.2	11.9
20 MOSCATEL ROSADA	16.4	7.2	23.5	90.1	20.7		110.8	4.6			138.9	195.4	123.8
21 RED SEEDLESS	86.4	8.8	95.2	16.4		2.2	18.6	0.8	0.1		114.7	183.6	371.2
22 REGAL	2.0	1.5	3.6	13.3		1.7	15.0	18.7	61.6		98.9	152.2	118.6
23 CALMERIA						7.6	7.6	14.4	60.9		82.8	97.5	76.2
24 RALLI SEEDLESS	19.6	49.0	68.5		12.2		12.2				80.7	54.3	6.0
25 PRIME	44.3	19.5	63.9								63.9	34.7	17.4
26 MIDNIGHT BEAUTY	0.5	10.6	11.0	18.0	14.9		32.9		19.6		63.5		
27 MUSCAT SEEDLESS	35.4	18.8	54.3								54.3	30.3	32.2
28 LADY ROSE	39.8	13.1	52.9								52.9	145.7	123.2
29 ROYAL RED SEEDLESS	47.8	2.2	50.0	0.4			0.4				50.5	118.8	110.1
30 BICOLOR	16.5		16.5	15.9	10.8		26.6				43.1		
31 BEAUTY SEEDLESS		1.3	1.3	35.1	0.08		35.2				36.5	3.9	37.9
32 ROYAL RED	19.3	9.2	28.5	1.2	5.9		7.1				35.6	33.4	80.1
33 KYOHO	12.2	9.0	21.2						7.0		28.2	38.8	25.7
34 SUPER FLAME	11.0	4.1	15.2	3.4	7.5		10.9				26.1	181.1	16.3
35 SUGRATHIRTEEN	1.5	0.3	1.8						21.9		23.8		
36 MOSCATEL SEEDLESS	1.9	14.9	16.9	1.6			1.6	0.4			18.8	83.1	68.2
37 SUPREME THOMPSON					18.3		18.3				18.3	10.6	15.5
38 SUPERIOR SEEDLESS M.R.		3.9	3.9	7.2	5.3		12.5				16.5	20.4	57.7
39 BLANCA ITALIA						2.3	2.3	13.3			15.6	21.7	21.6
40 ALMERIA	1.1	0.08	1.2	5.8	0.3		6.1	2.2	2.2		11.6	4.8	5.7
41 BLACK DIAMOND								1.6	6.8		8.4	6.0	0.8
42 BLACK PRINCE					7.9		7.9				7.9	5.9	9.6
43 LAVALLEE				7.3			7.3				7.3	3.7	8.1
44 BLACK BEAUTY	4.1	1.6	5.8	0.7			0.7				6.4	3.4	
45 BLACK BEAUTY SEEDLESS		6.3	6.3								6.3		6.0
46 WHITE SEEDLESS	3.1		3.1		2.4		2.4				5.5	0.07	5.4
47 QUEEN SEEDLESS	2.9	0.9	3.8						1.3		5.1	0.10	
48 RUBY	1.5	0.7	2.2	1.4	1.2		2.6				4.8	18.5	6.3
49 EMPEROR	0.08	0.8	0.9	3.2			3.2				4.1		2.3
50 CENTENNIAL		2.1	2.1		1.9		1.9				4.0		
51 TRICOLOR	3.3		3.3								3.3	14.1	4.0
52 CHRISTMAS ROSE								2.7			2.7		
53 GREEN GLOBE				2.2		0.4	2.6				2.6	5.3	
54 RED MALAGA					2.2		2.2				2.2		
55 QUEEN RUBY	2.1		2.1								2.1		
56 MIXED		0.08	0.08		2.0		2.0				2.1	76.8	48.3
57 QUEEN	0.5	1.6	2.1								2.1	2.7	8.7
58 ROYAL MUSCAT		1.9	1.9								1.9	1.7	
59 ROYAL THOMPSON				1.0			1.0				1.0		
60 BLACK GIANT					0.2		0.2				0.2		
OTHERS		0.1	0.1	0.2	0.08		0.3				8.9	89.7	90.7
<b>TOTAL SEASON 2008/2009</b>	<b>43,290</b>	<b>13,798</b>	<b>57,088</b>	<b>22,260</b>	<b>7,666.7</b>	<b>3,802.3</b>	<b>33,729</b>	<b>6,837.1</b>	<b>11,978</b>	<b>964.4</b>	<b>110,605</b>		
TOTAL SEASON 2007/2008	39,099	12,317	51,416	24,807	8,723.6	5,815.0	39,346	6,062.6	10,088	1,265.4		108,177	
TOTAL SEASON 2006/2007	43,456	13,402	56,859	19,262	7,455.5	3,087.7	29,805	7,812.1	8,340.0	909.1			103,725

## Main Table Grapes Varieties by Destination Market

Season 2008/2009 (Tons)

VARIETY	NORTH AMERICA			EUROPE				LATIN AMERICA	FAR EAST	MIDDLE EAST	TOTAL		
	EAST	WEST	TOTAL	CONT	UK	RUS	TOTAL				2008-09	2007-08	2006-07
1 THOMPSON SEEDLESS	100.228	29.678	129.905	47.761	21.232	12.250	81.243	11.681	7.836,2	1.006,8	231.673	218.977	222.121
2 RED GLOBE	13.928	3.772,0	17.700	45.584	1.244,8	13.046	59.875	38.643	65.932	3.055,6	185.205	179.408	181.971
3 CRIMSON SEEDLESS	78.787	24.059	102.846	11.509	20.042	2.462,0	34.013	3.454,2	14.498	198,7	155.011	136.053	134.221
4 FLAME SEEDLESS	83.753	29.531	113.284	2.894,9	3.882,9	243,4	7.021,2	373,4	495,2		121.174	134.251	128.728
5 SUGRAONE	32.073	10.046	42.119	13.030	5.124,6	883,6	19.038	1.543,5	508,2	103,8	63.313	56.893	42.315
6 AUTUMN ROYAL	8.169,6	2.054,2	10.224	649,0	922,4	904,1	2.475,5	343,1	3.856,1	73,3	16.972	14.063	10.721
7 NOT DEFINED	4.553,3	1.566,5	6.119,8	2.258,2	675,8	486,4	3.420,4	2.295,6	2.636,1	64,5	4.144,1	3.058,8	16.231
8 BLACK SEEDLESS	7.519,9	2.417,2	9.937,1	83,4	176,3	228,8	488,5	72,2	84,5		10.582	10.259	10.231
9 T.SEEDLESS	6.717,2	407,4	7.124,6	167,4	26,9	320,8	515,1	246,9	180,3		8.066,9	8.853,2	8.960,5
10 PERLETTE	4.432,7	988,5	5.421,3	43,4	15,3		58,7	123,2	20,2		5.623,3	6.672,3	7.469,5
11 QUEEN ROSE	3.322,3	1.414,2	4.736,4	125,5		39,4	164,9	19,9	154,8		5.076,0	5.124,0	4.599,7
12 PRINCESS	2.190,9	898,0	3.088,8	815,6	146,7		962,3	78,9	14,0		4.144,1	3.058,8	3.169,1
13 RUBY SEEDLESS	2.993,3	708,0	3.701,4	221,1	91,3		312,5				4.013,8	5.305,6	6.769,7
14 RIBIER	61,2	9,4	70,7	3.152,0		195,2	3.347,2	47,5	43,4	388,7	3.897,5	5.116,8	5.650,4
15 PRINCESS SEEDLESS	784,8	764,6	1.549,4	902,6	162,1		1.064,7	5,3	99,5		2.718,8	2.318,5	1.138,3
16 PERLON	1.339,7	1.235,7	2.575,4	60,0			60,0	1,7	35,4		2.672,5	1.753,9	1.669,5
17 QUEEN RED	1.051,2	417,2	1.468,5	4,1	45,9		50,0	65,0	0,9		1.584,3	1.762,4	1.261,8
18 SUNSET SEEDLESS	689,6	809,2	1.498,8					17,7	35,4		1.552,0	900,3	101,8
19 SUPERIOR	217,0	89,1	306,1	705,7	420,0		1.125,7	33,7			1.465,5	2.023,3	2.235,0
20 RED SEEDLESS	714,9	72,5	787,5	83,3		18,1	101,4	6,2	0,8		895,9	1.448,5	3.086,1
21 REGAL	16,7	12,5	29,3	72,3		13,9	86,3	154,0	505,0		774,5	1.244,4	967,6
22 MOSCATEL ROSADA	95,7	48,8	144,5	422,0	98,0		520,0	39,2			703,7	962,3	632,6
23 CALMERIA						62,0	62,0	114,9	484,1		661,0	801,7	626,0
24 RALLI SEEDLESS	152,1	358,2	510,3		69,6		69,6				579,9	423,4	54,0
25 PRIME	363,5	161,6	525,1								525,1	284,5	137,4
26 MIDNIGHT BEAUTY	3,7	86,6	90,3	86,4	138,2		224,6		160,5		475,4		
27 MUSCAT SEEDLESS	286,0	146,5	432,5								432,5	197,2	242,6
28 LADY ROSE	319,2	107,1	426,2								426,2	1.202,5	1.021,5
29 ROYAL RED SEEDLESS	392,0	18,6	410,6	2,5			2,5				413,1	968,3	902,2
30 BICOLOR	138,4		138,4	79,8	53,9		133,7				272,1		
31 ROYAL RED	157,9	75,7	233,6	6,2	27,1		33,2				266,8	262,7	660,2
32 BLANCA ITALIA						18,9	18,9	212,3			231,2	284,2	266,7
33 KYOHO	89,3	66,0	155,3						53,8		209,1	305,8	202,2
34 SUGRATHIRTEEN	12,6	2,4	15,0						169,0		184,0		
35 SUPER FLAME	90,6	33,7	124,2	17,2	36,5		53,7				177,9	1.434,1	133,3
36 BEAUTY SEEDLESS		11,0	11,0	165,2	0,7		165,8				176,9	34,8	272,7
37 MOSCATEL SEEDLESS	12,3	109,1	121,5	11,8			11,8	1,4			134,7	573,6	417,7
38 SUPERIOR SEEDLESS M.R.		32,3	32,3	32,4	44,1		76,5				108,8	153,4	402,1
39 ALMERIA	10,0	0,5	10,6	32,0	2,4		34,4	18,0	17,7		80,6	27,1	37,5
40 SUPREME THOMPSON					79,3		79,3				79,3	85,6	103,8
41 BLACK DIAMOND								13,0	56,1		69,1	49,5	6,3
42 BLACK PRINCE					66,8		66,8				66,8	51,1	85,3
43 BLACK BEAUTY	33,8	13,4	47,2	8,1			8,1				55,4	29,8	
44 BLACK BEAUTY SEEDLESS		52,0	52,0								52,0		48,8
45 QUEEN SEEDLESS	24,2	7,1	31,3						10,3		41,6	0,8	
46 LAVALLEE				37,7			37,7				37,7	17,0	37,7
47 CENTENNIAL		17,3	17,3		17,3		17,3				34,6		
48 RUBY	12,6	5,5	18,1	7,3	5,8		13,1				31,2	139,5	51,6
49 WHITE SEEDLESS	14,6		14,6		10,7		10,7				25,3	0,6	25,5
50 TRICOLOR	24,7		24,7								24,7	109,5	32,6
51 CHRISTMAS ROSE								22,4			22,4		
52 EMPEROR	0,7	6,8	7,5	14,6			14,6				22,1		18,7
53 GREEN GLOBE				17,9		3,3	21,2				21,2	43,7	
54 RED MALAGA					17,7		17,7				17,7		
55 QUEEN RUBY	17,2		17,2								17,2		
56 ROYAL MUSCAT		15,3	15,3								15,3	15,3	
57 QUEEN	3,5	11,7	15,2								15,2	21,8	71,6
58 MIXED		0,6	0,6		10,0		10,0				10,6	530,0	395,2
59 ROYAL THOMPSON				8,0			8,0				8,0		
60 BLACK THOMPSON				1,1			1,1				1,1	0,7	2,0
OTHERS		0,8	0,8		1,6		1,6				72,5	664,1	723,8
<b>TOTAL SEASON 2008/2009</b>	<b>355.797</b>	<b>112.339</b>	<b>468.137</b>	<b>131.073</b>	<b>54.888</b>	<b>31.177</b>	<b>217.138</b>	<b>59.627</b>	<b>97.888</b>	<b>4.891,4</b>	<b>847.751</b>		
TOTAL SEASON 2007/2008	320.193	100.378	420.571	146.604	63.988	47.371	257.963	53.032	82.414	6.594,7		820.574	
TOTAL SEASON 2006/2007	356.673	109.138	465.811	111.765	56.349	25.238	193.351	69.353	68.122	4.594,7			801.231

## Main Apples Exporters

Season 2008/2009 (Thousand cases)

EXPORTER	ROYAL GALA	GRANNY SMITH	RICHARD DELICIOUS	FUJI	BRAEBURN	CRIPPS PINK	RED CHIEF	PINK LADY	OTHERS	TOTAL		
										2008-09	2007-08	2006-07
1 Dole Chile S.A.	1,664.8	931.6	730.7	124.6	125.4	92.1		102.6	354.5	4,126.3	4,432.8	4,618.9
2 Unifrutti Traders Ltda.	2,155.7	351.4	373.7	192.4	5.8	66.1	204.1	189.4	113.3	3,651.9	3,551.5	4,267.3
3 San Fernando S.A., Frutera (Frusan)	1,300.9	419.2	150.7	202.7	602.7	184.4		83.4	241.7	3,185.7	3,226.1	3,001.7
4 Copefrut S.A.	1,186.0	442.4	227.1	67.3	100.8	95.3	337.1	69.1	311.4	2,836.3	3,377.1	3,917.5
5 David del Curto S.A.	863.2	344.6	203.3	101.7	89.7	104.8	148.8	68.8	386.0	2,310.9	2,487.7	2,655.2
6 Greenvic Comercial S.A.	549.0	253.3	23.5	110.1	25.0	230.4		189.3	49.2	1,429.8	1,727.7	1,880.7
7 San Clemente S.A., Exp.	800.9	105.8	31.7	98.5	162.6	56.4		92.9	46.6	1,395.5		
8 Exportadora Frutam Ltda.	478.7	168.9	412.6	3.9	1.2		48.6		89.7	1,203.5	1,399.2	1,407.7
9 Agrisouth Estates Chile S.A.	297.0	37.2	555.0	16.3	44.1		7.4		14.1	971.2	1,201.4	1,143.1
10 Del Monte Fresh Produce (Chile) S.A.	230.6	183.1	509.1	27.2		7.1			4.9	961.9	1,172.4	1,065.4
11 AMS Family S.A., Comercial	313.4	80.1	31.7	18.1	109.9	176.0			116.2	845.2	995.4	1,054.6
12 Rucaray S.A., Exportadora y Servicios	267.7	278.3	27.0	68.6	13.9	103.4	45.8	7.0	7.5	819.1	976.0	1,960.3
13 Magna Trading S.A., Exportadora	208.1	211.3	4.3	59.8	54.0	123.0	0.2	72.8	46.3	779.8	879.9	
14 TyT Export S.A.	445.3	51.9	99.1	7.3	5.2	1.4	23.7	2.6	97.6	734.1	493.3	310.4
15 Verfrut S.A., Sociedad Exportadora	209.3	110.7	76.6	148.7	4.1	3.4	94.9		6.3	654.0	752.3	
16 C y D Internacional S.A.	319.2	106.4	7.2	78.4	11.7	12.6	9.1	56.3	9.3	610.4	702.5	784.0
17 Frutasol Chile S.A., Exportadora	133.6	185.1	65.2	57.3	75.7	24.1			46.6	587.6	711.8	533.6
18 Los Lirios S.A., Exportadora	256.9	119.5	68.4	24.7	25.8	33.6		18.1	0.06	547.2	529.2	487.4
19 Atlas S.A., Exportadora	145.4	89.2	103.3	17.3	13.1	54.3	12.3		12.6	447.4	633.5	556.4
20 Polar Fruit International S.A.	190.1	64.9	121.4	8.6		11.1	10.4	0.07	17.5	424.0	406.4	314.2
21 Soc. Agric. Comercial Ltda, (Agricom)	255.3	42.7		57.1		4.0	8.4	27.7	0.2	395.3	501.1	553.9
22 Geofrut S.A.	95.6	97.3	39.5	8.9	13.9	6.3	9.7		58.6	329.8	304.0	221.6
23 Trinidad Exports S.A.	119.8	20.7	22.6	27.6		6.3	35.4	7.9	77.2	317.6	384.0	418.2
24 Exportadora San Andrés Ltda.	83.6	71.5	14.0	87.4	4.5	0.6	34.3		8.4	304.2	302.2	
25 MSM S.A.	53.0	47.6	148.3	3.1					46.5	298.5	717.3	232.6
26 Gonzagri S.A, Exportadora	112.6	45.3	21.8	53.8	2.3	6.7			20.2	262.7	46.7	46.9
27 Southern Fruit, Exportadora	117.0	62.3	29.9	17.8		7.5		6.0	13.4	253.9	304.9	
28 7 Stars S.A.	78.2	26.0	125.6			1.2			20.3	251.1		
29 Frugal S.A., Exportadora	103.3	7.2	1.1	15.0	58.3	31.8			29.3	246.1	200.8	189.1
30 APF Export S.A.	10.5	2.0		17.0		18.8		197.6		245.9	213.6	227.4
31 San Clemente Ltda, Agrícola	25.1	4.4	26.9	65.2	50.1	30.9		11.2	25.8	239.5	1,805.3	1,794.4
32 Isabel Valenzuela R.	120.1	25.2	2.4				71.1		11.6	230.3	161.2	202.2
33 Alcalde S.A.	10.3	36.8	34.9	1.4	2.5	2.8	81.8		52.8	223.4	205.5	244.0
34 Scramble Ltda., Ases e Inv.	76.6	44.9	11.2				43.8		34.1	210.6		
35 Exportadora Solovan Ltda.	46.4	16.7	39.4	12.4		0.07	15.4		62.0	192.4	175.5	130.9
36 Carlos Hasbun Hasbun E, Exportadora	107.7	34.4	29.0	2.4			0.5		7.6	181.7	61.9	6.3
37 Cerro Poqui Ltda., Exportadora	62.8	75.0	34.0	1.0			6.1		1.1	180.0	170.1	213.0
38 Aconcaqua Ltda, Exportadora (Aconex)	86.7	25.4	16.3	25.7	3.9	0.6	10.2	7.7	1.7	178.1	363.0	333.5
39 Dosal Hnos. y Cia. Ltda.	55.2	52.2	32.1	9.8	14.7	11.8			0.05	175.8	226.5	168.7
40 El Torreón Export Ltda.	50.9	42.6	68.6							162.0	156.0	157.3
41 Jaime Soler S.A., Agroindustrial	63.7	46.8	26.2	9.6	3.4	2.4			5.8	157.9	245.6	242.6
42 Golden Fruits Ltda. Exportadora	58.6	42.2	37.3				4.2		12.6	154.9	44.4	
43 El Almendro S.A	143.0	0.2	0.10	5.9					3.5	152.7	188.0	76.0
44 Patagonia Export S.A.	64.9	33.1	38.7	7.4	4.7				1.2	149.9	47.8	147.2
45 Chilexpo Frut Ltda., Soc. Agr.	76.7	27.7	19.6	3.9	11.2	6.7	0.1		3.6	149.5	75.6	70.0
46 Everfresh S.A, Exportadora	106.1		17.6				4.7		15.9	144.3	55.9	79.3
47 Rueda Ltda., Exportadora	134.3	6.1	0.6						1.2	142.2	133.4	170.1
48 Permanz Frut Ltda., Exportadora	50.6	48.0	33.6	1.5					5.0	138.8	73.8	137.4
49 TyF Ltda., Exportadora	52.3	30.7	43.5	2.0			1.8	0.3	7.6	138.2	41.5	
50 Comercial SM Plus Ltda.	35.9	14.9	14.8	35.5	13.5	5.5		11.2	5.9	137.1		
51 Terramater S.A.	20.9	64.8	1.0	0.9		3.8	0.7		38.4	130.6	153.1	203.3
52 Comexport Ltda.	38.4	51.2	29.1	6.5					2.1	127.3	125.2	132.4
53 Corporación Frutícola Chilena S.A. (Corfrut)	9.7	53.7	39.6	18.3	0.4	4.4				126.1	199.6	218.8
54 Agric. Gonzalez	56.1	9.5		1.8			21.3		32.5	121.3	18.9	
55 Patricio Negrete Ltda., Soc. Exp.	63.8	11.6	7.8	2.1			35.6			120.9	131.7	145.9
56 Troncoso Moreno, Johnny	58.4	8.6		13.8					33.8	114.5	92.0	96.7
57 Fruit Grower Chile S.A, Exportadora	66.9	12.2		0.4			6.2		26.0	111.6	82.7	6.8
58 Lafrut Exportaciones Agropecuarias Ltda.	17.2	22.5		10.3	17.8		25.2		18.6	111.5	84.8	138.3
59 Terrafrut S.A	57.9	12.6		24.5		3.8		2.6	6.4	107.8	139.1	150.5
60 González y Montealegre Ltda	34.5	13.0		1.4			47.6		8.8	105.2	115.1	179.8
OTHERS	1,296.4	741.5	476.2	226.2	75.1	175.2	274.6	64.0	471.4	3,800.5	4,461.8	6,837.9
<b>TOTAL SEASON 2008/2009</b>	<b>16,192</b>	<b>6,566.1</b>	<b>5,302.4</b>	<b>2,213.6</b>	<b>1,746.8</b>	<b>1,710.4</b>	<b>1,680.9</b>	<b>1,288.4</b>	<b>3,142.5</b>	<b>39,843</b>		
TOTAL SEASON 2007/2008	15,860	7,197.2	6,113.2	3,154.2	1,693.2	1,481.1	2,015.8	1,623.5	3,327.8		42,466	
TOTAL SEASON 2006/2007	16,423	7,285.8	6,246.8	3,245.9	2,149.5	1,512.8	2,358.3	1,393.5	3,515.4			44,132

## Main Apples Exporters Season 2008/2009 (Tons)

EXPORTER	ROYAL GALA	GRANNY SMITH	RICHARD DELICIOUS	FUJI	RED CHIEF	CRIPPS PINK	BRAEBURN	PINK LADY	OTHERS	TOTAL		
										2008-09	2007-08	2006-07
1 Dole Chile S.A.	27,864	16,826	14,118	2,293.9		1,502.5	2,058.6	1,131.4	6,682.6	72,477	79,644	82,786
2 Unifrutti Traders Ltda.	38,980	6,167.6	6,790.7	3,676.4	3,606.4	1,255.4	104.8	2,625.9	1,636.6	64,844	61,184	70,158
3 San Fernando S.A., Frutera (Frusan)	21,554	7,452.8	2,800.2	3,902.2		2,811.3	6,888.5	1,113.0	3,654.4	50,176	52,481	48,709
4 Copefrut S.A.	19,979	7,435.4	3,836.6	1,263.4	6,054.5	1,293.0	1,525.5	771.1	5,282.0	47,441	56,078	64,728
5 David del Curto S.A.	16,066	6,092.1	3,797.1	1,966.9	2,780.9	1,849.2	1,626.4	892.2	7,181.2	42,252	44,535	46,200
6 Greenvic Comercial S.A.	9,850.6	4,535.3	449.8	2,036.0		4,024.4	404.8	2,415.9	886.5	24,603	29,446	32,170
7 Exportadora Frutam Ltda.	9,270.8	3,270.5	7,937.1	74.6	937.7		23.8		1,725.0	23,240	26,934	26,920
8 San Clemente S.A., Exp.	13,363	1,831.6	554.2	1,904.6		977.8	2,273.0	1,162.6	824.7	22,892		
9 Del Monte Fresh Produce (Chile) S.A.	4,266.3	3,283.1	9,524.2	484.4		128.4			93.3	17,780	21,745	19,682
10 Agrisouth Estates Chile S.A.	4,572.7	644.1	10,460	311.8	142.5		574.6		208.5	16,914	20,601	18,672
11 AMS Family S.A., Comercial	5,624.7	1,449.2	601.4	330.2		2,073.6	1,498.2		2,107.6	13,685	16,909	17,285
12 Rucaray S.A., Exportadora y Servicios	4,344.1	4,647.8	447.8	1,094.0	781.0	1,162.8	212.1	104.2	136.1	12,930	15,827	30,854
13 Magna Trading S.A., Exportadora	3,467.9	3,463.6	82.9	1,043.7	3.9	1,754.5	827.7	1,028.4	731.9	12,405	13,490	
14 Verfrut S.A., Sociedad Exportadora	3,740.4	2,017.1	1,419.5	2,717.1	1,819.2	61.2	74.5		114.7	11,964	13,023	
15 TyT Export S.A.	6,557.7	977.7	1,846.1	110.4	450.7	23.6	98.7	32.5	1,662.6	11,760	8,650.6	5,982.7
16 Frutasol Chile S.A., Exportadora	2,459.7	3,387.8	1,214.6	1,107.2		426.8	1,370.8		721.1	10,688	13,093	9,654.5
17 C y D Internacional S.A.	5,109.8	1,851.9	140.6	1,558.1	109.5	206.9	155.9	960.6	181.6	10,275	11,819	13,137
18 Los Lirios S.A., Exportadora	4,645.1	2,120.1	1,280.5	481.5		574.7	431.1	226.6	1.1	9,760.9	9,420.8	8,705.5
19 Atlas S.A., Exportadora	2,580.3	1,419.0	1,807.8	255.5	235.3	642.4	180.3		193.9	7,314.4	11,069	9,886.7
20 Soc. Agric. Comercial Ltda, (Agricom)	4,382.4	799.8		1,074.4	157.9	72.4		371.9	4.5	6,863.2	8,872.0	9,519.9
21 Polar Fruit International S.A.	3,024.1	894.0	1,956.3	175.2	193.6	198.0		1.2	324.4	6,766.7	6,825.8	5,444.9
22 MSM S.A.	1,049.9	945.1	2,927.1	61.7					912.0	5,895.8	14,137	4,486.8
23 Geofrut S.A.	1,711.5	1,756.7	669.9	168.6	156.1	112.7	204.3		1,059.6	5,839.5	5,375.2	3,977.7
24 Trinidad Exports S.A.	2,148.0	372.6	433.6	523.1	681.3	112.3		122.0	1,382.0	5,775.0	7,029.3	7,652.1
25 Exportadora San Andrés Ltda.	1,488.2	1,303.6	268.0	1,742.3	530.8	7.0	82.0		151.2	5,573.2	5,728.3	
26 Gonzagri S.A, Exportadora	2,065.0	835.0	405.0	1,053.9		122.4	41.8		381.0	4,904.0	931.1	912.9
27 7 Stars S.A.	1,520.2	501.8	2,429.5			20.2			383.5	4,855.1		
28 Southern Fruit, Exportadora	2,262.4	1,168.9	587.1	340.9		136.6		74.8	256.7	4,827.3	5,818.3	
29 Isabel Valenzuela R.	2,415.0	506.1		49.1	1,432.6				232.3	4,635.2	3,223.2	4,141.5
30 San Clemente Ltda, Agrícola	483.4	84.5	519.9	1,222.0		517.4	758.1	140.3	492.6	4,218.2	28,967	28,042
31 Alcalde S.A.	192.3	670.7	649.3	27.2	1,509.0	50.7	45.4		965.4	4,110.0	3,760.5	4,565.3
32 Frugal S.A., Exportadora	1,786.5	136.2	21.7	286.5		388.9	760.0		536.5	3,916.2	3,372.5	3,225.6
33 Scramble Ltda., Ases e Inv.	1,481.3	769.0	188.5		822.0				598.7	3,859.4		
34 Carlos Hasbun Hasbun E, Exportadora	2,247.9	662.8	593.4	50.7	9.6				163.8	3,728.2	1,264.7	125.2
35 Exportadora Solovan Ltda.	882.8	315.5	749.6	237.3	293.4	1.4			1,180.0	3,660.0	3,342.5	2,489.4
36 APF Export S.A.	152.6	31.6		323.3		340.3		2,518.9		3,366.7	3,043.1	3,262.6
37 Cerro Poqui Ltda., Exportadora	1,165.9	1,367.8	621.0	17.8	111.1				20.5	3,304.2	3,111.0	3,929.2
38 TyF Ltda., Exportadora	1,256.8	721.9	1,025.9	43.3	42.3			6.0	183.5	3,279.8	982.9	
39 Aconcagua Ltda, Exportadora (Aconex)	1,567.2	469.9	322.4	467.7	196.1	11.0	48.8	139.2	30.6	3,252.9	6,754.5	6,114.9
40 Golden Fruits Ltda. Exportadora	1,113.3	799.2	710.7		79.3				237.9	2,940.4	842.2	
41 Rueda Ltda., Exportadora	2,726.3	117.6	10.6						23.6	2,878.0	2,663.3	3,414.4
42 Jaime Soler S.A., Agroindustrial	1,163.6	861.0	481.2	181.9		31.2	43.0		109.6	2,871.5	4,609.0	4,528.6
43 El Almendro S.A.	2,664.8	4.7	1.9	114.7					68.3	2,854.3	3,456.5	1,345.0
44 Patricio Negrete Ltda., Soc. Exp.	1,524.2	273.8	155.4	44.3	839.0					2,836.7	3,028.7	3,471.4
45 Permann Frut Ltda., Exportadora	982.6	956.0	659.2	34.5					95.5	2,727.8	1,467.9	2,668.9
46 Chilexpo Frut Ltda., Soc. Agr.	1,437.9	522.9	375.7	74.8	2.1	85.2	143.2		68.8	2,710.7	1,360.8	1,308.3
47 Dosal Hnos. y Cia. Ltda.	888.6	692.9	443.6	170.8		156.5	203.0		0.9	2,556.3	3,937.0	3,031.5
48 Agric. Gonzalez	1,184.0	201.9		40.6	445.4				650.6	2,522.5	396.2	
49 Comercial SM Plus Ltda.	680.0	279.1	283.6	654.0		100.3	244.5	113.0	117.0	2,471.5		
50 Patagonia Export S.A.	1,056.0	499.0	648.7	143.0			69.4		21.4	2,437.6	828.5	2,417.2
51 El Torreón Export Ltda.	735.6	622.5	1,032.4							2,390.5	2,405.7	2,905.5
52 Terramater S.A.	383.7	1,182.2	19.2	16.3	13.3	69.3			705.1	2,389.1	2,795.5	3,890.3
53 Comexport Ltda.	728.2	943.5	540.7	121.1					40.6	2,374.2	2,355.6	2,523.0
54 Everfresh S.A, Exportadora	1,616.7		339.5		92.3				305.6	2,354.2	1,052.0	1,457.4
55 Troncoso Moreno, Johnny	1,207.8	174.7		275.4					693.6	2,351.4	1,840.2	1,929.4
56 Corporación Frutícola Chilena S.A. (Corfrut)	178.4	985.6	723.0	339.9		80.0	6.7			2,313.5	3,669.9	4,040.1
57 González y Montealegre Ltda	695.3	265.1		27.7	994.3				176.2	2,158.6	2,315.4	3,639.5
58 Fruit Grower Chile S.A, Exportadora	1,181.3	233.2		7.5	119.4				458.9	2,000.3	1,504.7	125.5
59 Lafrut Exportaciones Agropecuarias Ltda.	319.5	385.7		195.5	460.6		259.7		339.9	1,960.9	1,494.8	2,260.5
60 Meyer Ltda., Exportaciones	686.8	221.7	874.1	11.8	95.9				13.5	1,903.9	4,480.1	4,623.6
OTHERS	24,971	13,451	8,103.2	4,746.3	5,469.5	3,087.3	1,203.1	885.1	9,073.2	70,990	80,745	125,478
<b>TOTAL SEASON 2008/2009</b>	<b>285,705</b>	<b>116,860</b>	<b>98,881</b>	<b>41,677</b>	<b>31,669</b>	<b>26,469</b>	<b>24,442</b>	<b>16,837</b>	<b>56,484</b>	<b>699,025</b>		
TOTAL SEASON 2007/2008	276,709	128,999	113,534	59,041	37,741	23,406	24,937	21,557	59,812		745,736	
TOTAL SEASON 2006/2007	281,637	129,255	116,150	59,343	44,696	23,410	31,619	19,343	63,029			768,481



## Main Apples Importers Season 2008/2009 (Thousand cases)

	CONSIGNEE	MKT	ROYAL GALA	GRANNY SMITH	RICHARED DELICIOUS	FUJI	BRAEBURN	CRIPPS PINK	RED CHIEF	PINK LADY	OTHERS	TOTAL			
												2008-09	2007-08	2006-07	
1	Mohammed A. Sharbatly Co. Ltd	MID	1,061.3	162.1	576.8							66.2	1,866.4	1,729.2	1,790.4
2	Frucom Hamburg GmbH & Co	EUR	327.1	115.8	6.3	13.7	189.4	87.9	8.3			33.3	781.9	505.8	214.0
3	To Order	EUR	177.4	225.2	74.6	10.9	20.8	8.1	43.7	14.1	76.6	651.3	66.8	396.6	
4	OGL Food Trade GmbH	EUR	130.1	99.7		6.9	293.5	62.1		0.001	54.3	646.6	421.5	425.1	
5	Frutera del Litoral Cia. Ltda.	LAT	409.1	51.5	79.3	17.5	10.7	6.1	42.2		15.2	631.6	545.7	564.2	
6	Frutera Don Marcos Frudonmar S.A.	LAT	452.9	59.3	43.3	17.9	0.05	12.0	18.8	4.6	18.0	626.8	497.0	500.6	
7	Alimentos Frisa	LAT	139.1	81.0	301.3	3.1		3.5			69.2	597.2	675.4	520.4	
8	Basesurcorp S.A.	LAT	451.1	23.8	66.8	23.4		1.5	3.3		22.6	592.5	647.2	680.5	
9	Fruticola Comercial Panamericana S.A.	LAT	253.2	128.6	157.5				10.4		33.1	582.8	511.0	474.9	
10	To Order	LAT	222.0	73.0	90.3	2.8		0.4	119.9		60.0	568.5	66.8	396.6	
11	Empire World Trade Ltd.	EUR	294.4	41.0			121.3	2.3		66.6	31.5	557.1	783.4	809.6	
12	Columbia Marketing International	NAM	275.2	40.1		96.4	5.8	37.9	1.0	61.1	1.4	519.0	438.1	854.3	
13	Wal-Mart Stores, Inc.	NAM	313.1	50.0		82.7	38.2	12.8				17.2	514.0	1.3	567.5
14	To Order	MID	282.6	50.9	120.1	1.1			26.1		27.2	507.9	66.8	396.6	
15	Fresh Fruits Company Ltd.	MID	177.0	61.2	116.5				36.0		32.0	423.0	287.5	314.1	
16	Abbar & Zainy Cold Stores	MID	288.6	16.7	51.2				10.6		53.6	420.7	1,250.0	1,592.3	
17	Kingo Fruits Co., Ltd.	FAR	71.2	13.1	4.1	206.4					124.3	419.0	400.3	430.0	
18	The Oppenheimer Group	NAM	166.7	17.7		30.6	101.6	50.1		0.5	7.7	375.0	315.3	666.9	
19	Loblaws Companies East Prod.	NAM	254.1	71.2		3.7		18.1		2.2	1.4	350.7	316.1	351.5	
20	Fruticola de Colombia S.A.	LAT	159.5	71.0	80.4	2.1	5.1				17.2	335.3	375.2	328.2	
21	Wescott Agri Products	NAM	80.4	48.5		23.6	63.9	104.7		4.8	7.2	333.1	380.9	153.1	
22	Imporfénix Ltda.	LAT	158.4	43.1	64.2	9.1			23.7		25.9	324.4	332.4	360.2	
23	Stanley Orchards Sales, Inc.	NAM	104.2	52.8		66.3	20.8	49.0		10.9	11.9	315.9	379.1	480.3	
24	Indigo Fruit SAS	EUR	101.4	49.7	9.5		1.7	46.8	3.0	92.9	4.4	309.3	311.1	209.9	
25	De Groot International B.V.	EUR	51.8	178.4	31.0	5.5	8.2	5.9	6.8		15.4	302.9	369.5	496.9	
26	Del Monte Foods UAE	MID	83.0	52.0	154.4							289.4	288.4		
27	SFI Rotterdam B.V.	EUR	51.4	55.2	5.5		31.0	90.6			44.3	278.0	336.6	279.8	
28	000 Berry Meadow	EUR	53.9	133.4	14.0	14.8	30.0	8.8			14.9	269.7	347.0	236.4	
29	Fullbloom Int'l Limited	FAR	4.1			190.1					57.5	251.7	236.4	202.9	
30	Frutas E. Sánchez S.L.	EUR	77.5	47.9	50.8	12.0		1.7	16.8	12.9	25.9	245.4	292.4	363.1	
31	W.M. Morrison Produce Ltd.	EUR	128.4	34.8			52.8	1.0		21.8	4.1	242.8	180.7	191.6	
32	Sbrocco International, Inc.	NAM	111.1	60.6		5.5	12.5	21.0		10.1	16.1	236.8	369.9	332.3	
33	Edeka Fruchtkontor GmbH	EUR	75.0	40.6	10.4		59.4	24.0			18.3	227.7	120.3	106.5	
34	Chiquita Fresh North America	NAM	132.6	30.2		1.9		49.6		2.8	5.9	223.0	143.9	90.3	
35	Capespan	EUR	45.8	59.3			16.6	39.6		45.1	10.7	217.1	225.4	213.4	
36	Frutera Del Litoral Colombia	LAT	151.7	19.4	19.5	0.2			15.2		9.1	215.1	8.7		
37	Socomo S.A.	EUR	108.1	36.1	17.0					38.5	11.5	211.2	170.3	186.4	
38	Fruchthansa GmbH	EUR	89.9	46.8			5.1	17.5		44.3	1.2	204.8	263.3	262.0	
39	Frigorífico Ordaz S.A. (Friosá)	LAT	49.2	8.8	42.9	22.0			18.2		62.9	204.0	142.6	146.1	
40	Fruandina	LAT	153.2	19.8	8.4				8.9		7.3	197.6	193.0	210.9	
41	Farzana General Trading Co.	MID	128.9	12.8	29.7				11.1		14.5	196.9	164.8	133.6	
42	Distribuidora Tripan, C.A.	LAT	49.2	15.1	46.8	12.4		0.07	10.5		61.1	195.2	162.5	130.9	
43	Del Monte Fresh Produce B.V.	EUR	67.0	72.8	47.1	3.5		3.5				194.0	173.9	148.9	
44	To Order	FAR	40.2	10.4	36.5	53.6	2.3		25.0		24.0	192.1	66.8	396.6	
45	Miveh Jahani Pars	MID	104.5	57.0	16.0				2.8		7.8	188.1	201.0	203.6	
46	Delfrutti	NAM	138.9	45.9				1.1				185.8	125.3	168.1	
47	Frutimport S. de R.L. de C.V.	EUR	3.9	92.7	25.6		9.2	20.8	15.4	0.001	14.0	181.6	82.6	117.8	
48	Univeg Import SA	EUR	32.6	54.2	13.5		36.6	14.1	5.4		24.7	181.2	137.1	26.5	
49	Pomina Enterprise Co., Ltd.	FAR	33.1	10.2		49.3					88.5	181.1	224.8	241.9	
50	UNIVEG KATOPE FRANCE	EUR	33.3	47.0	19.8			13.9		62.7	2.5	179.1	97.3	109.9	
51	Almacenes Éxito S.A.	LAT	82.6	20.6	60.4		0.6				11.4	175.6	159.2	96.3	
52	Frutería Vidaurri S.A.C.V. (Guatemala)	LAT	111.8	14.9	35.0	3.6	0.2		1.9		4.5	171.7	235.8	225.0	
53	CF Fresh	NAM	42.7	20.4		19.0	7.0	5.4		24.9	51.6	171.0	273.4	306.1	
54	Paramount Export Co	NAM	59.1			67.4	7.0	23.2		2.0	9.3	168.1	71.1	171.7	
55	Dandrea Produce Inc.	NAM	116.3	34.4		12.5		3.5				166.8	4.7		
56	Maxifrutlas Ltda.	LAT	62.9	37.5	48.6				3.4		13.3	165.7	160.5	170.0	
57	Citronas B.V.	EUR	37.2	46.1	3.7	0.4	11.2	31.2	3.0	28.9	0.05	161.8	389.4	496.4	
58	New World Fruit Traders B.V.	EUR	60.8	51.9	1.4		11.9	13.4	19.0		2.4	160.8	180.9	121.6	
59	Sage Fruit Company	NAM	54.6	4.5		15.7	26.0	38.8			20.4	160.1	131.8	85.3	
60	Nico de Jong B.V.	EUR	35.1	44.1		0.9	22.5	12.5			40.2	155.2	186.2	225.7	
	OTHERS		7,200.0	3,413.6	2,737.3	1,105.0	523.6	766.1	1,172.9	736.5	1,638.3	19,293	24,305	23,759	
	<b>TOTAL SEASON 2008/2009</b>		<b>16,192</b>	<b>6,566.1</b>	<b>5,302.4</b>	<b>2,213.6</b>	<b>1,746.8</b>	<b>1,710.4</b>	<b>1,680.9</b>	<b>1,288.4</b>	<b>3,142.5</b>	<b>39,843</b>			
	TOTAL SEASON 2007/2008		15,860	7,197.2	6,113.2	3,154.2	1,693.2	1,481.1	2,015.8	1,623.5	3,327.8		42,466		
	TOTAL SEASON 2006/2007		16,423	7,285.8	6,246.8	3,245.9	2,149.5	1,512.8	2,358.3	1,393.5	3,515.4				44,132

**GENERAL STATISTICS**

## Main Apples Importers Season 2008/2009 (Tons)

CONSIGNEE	MKT	ROYAL GALA	GRANNY SMITH	RICHARD DELICIOUS	FUJI	RED CHIEF	CRIPPS PINK	BRAEBURN	PINK LADY	OTHERS	TOTAL					
											2008-09	2007-08	2006-07			
1 Mohammed A. Sharbatly Co. Ltd	MID	15,347	3,128.8	11,067							1,155.5	30,699	28,648	28,988		
2 Frutera Don Marcos Frudonmar S.A.	LAT	9,432.5	1,169.3	842.1	356.3	367.7	228.3	0.9	87.9			329.6	12,815	10,216	10,237	
3 Frutera del Litoral Cia. Ltda.	LAT	8,108.4	997.7	1,537.5	347.0	808.4	118.8	207.4				300.7	12,426	10,690	11,078	
4 Frucom Hamburg GmbH & Co	EUR	5,533.8	2,042.1	114.8	239.3	157.8	1,101.0	2,608.2				551.2	12,348	8,020.9	3,085.7	
5 Basesurcorp S.A.	LAT	9,082.2	463.1	1,317.3	458.5	67.5	27.1					446.3	11,862	12,958	13,572	
6 Alimentos Frisa	LAT	2,721.5	1,587.6	5,885.7	61.7		61.4					1,343.1	11,661	13,319	10,070	
7 Fruticola Comercial Panamericana S.A.	LAT	4,890.3	2,488.7	3,049.5			198.6					642.2	11,269	9,897.3	9,137.7	
8 To Order	LAT	4,368.3	1,401.1	1,716.2	54.5	2,335.1	8.3					1,177.9	11,061	26,742	6,834.8	
9 To Order	EUR	2,654.2	3,851.9	1,220.2	173.8	791.8	118.7	371.6	190.9	1,361.1			10,734	26,742	6,834.8	
10 Columbia Marketing International	NAM	4,908.0	666.2		1,927.7	19.6	719.7	104.8	1,144.1			24.5	9,514.6	8,047.9	15,297	
11 To Order	MID	4,521.9	921.3	2,246.7	20.4	491.9						473.4	8,675.6	26,742	6,834.8	
12 Wal-Mart Stores, Inc.	NAM	5,008.6	927.2		1,541.2		160.1	477.8				326.5	8,441.3	7,737.3	9,517.8	
13 Kingo Fruits Co., Ltd.	FAR	1,363.5	251.5	79.0	4,048.4								2,362.2	8,104.5	7,813.8	8,071.4
14 Fresh Fruits Company Ltd.	MID	3,366.1	1,140.0	2,230.0		681.3						592.3	8,008.4	5,443.5	5,678.1	
15 Empire World Trade Ltd.	EUR	4,082.0	602.8				33.5	1,656.5	907.4	532.7			7,814.9	10,944	11,506	
16 OGL Food Trade GmbH	EUR	1,808.2	1,798.3		85.7		826.1	2,315.3	0.02	437.6			7,271.3	5,027.2	5,241.0	
17 Fruticola de Colombia S.A.	LAT	3,153.8	1,404.3	1,614.8	41.2			102.9		338.5			6,655.5	7,427.8	6,420.6	
18 Loblaws Companies East Prod.	NAM	4,624.3	1,294.9		67.3		329.3		40.6	24.9			6,381.2	5,753.4	6,392.6	
19 Imporfénix Ltda.	LAT	3,051.0	827.1	1,242.3	176.2	462.2				483.6			6,242.3	6,383.2	6,930.6	
20 Wescott Agri Products	NAM	1,460.6	881.8		437.2		1,845.2	1,160.3	86.0	131.1			6,002.3	6,845.8	2,775.1	
21 Stanley Orchards Sales, Inc.	NAM	1,869.7	1,147.0		1,256.7		872.3	380.2	193.5	219.5			5,938.9	6,816.1	8,517.9	
22 Abbar & Zainy Cold Stores	MID	3,485.9	317.5	973.9		201.6				831.3			5,810.2	19,884	21,564	
23 The Oppenheimer Group	NAM	2,620.0	318.5		557.7		724.7	1,437.2	8.4	140.1			5,806.6	5,164.2	10,447	
24 Del Monte Foods UAE	MID	1,596.0	999.4	2,990.1									5,585.5	5,553.3		
25 De Groot International B.V.	EUR	950.9	3,172.1	565.3	101.5	122.7	102.9	148.5		279.8			5,443.8	6,689.9	9,000.7	
26 OOO Berry Meadow	EUR	974.5	2,436.6	254.8	284.5		159.5	547.6		277.3			4,934.8	6,355.5	4,321.4	
27 Fullbloom Int'l Limited	FAR	77.4			3,707.8					1,100.1			4,885.3	4,582.7	3,917.8	
28 SFI Rotterdam B.V.	EUR	893.0	940.4	90.6			1,274.9	502.8		758.6			5,806.6	5,164.2	4,301.5	
29 Sbrocco International, Inc.	NAM	2,001.5	1,094.5		99.3		374.9	227.6	180.3	290.7			4,268.8	6,646.2	5,952.3	
30 Indigo Fruit SAS	EUR	1,559.6	773.5	172.3		53.6	533.3	31.1	1,007.1	79.7			4,210.2	4,962.7	3,473.6	
31 Frutera Del Litoral Colombia	LAT	2,971.4	369.7	375.7	4.3	288.5				176.6			4,186.1	166.3		
32 Edeka Fruchtkontor GmbH	EUR	1,911.8	607.9	134.5			381.0	794.5		237.1			4,066.8	2,168.2	1,647.0	
33 Chiquita Fresh North America	NAM	2,413.8	549.8		34.5		895.7		51.5	107.0			4,052.4	2,803.1	1,648.4	
34 Frigorífico Ordaz S.A. (Friosia)	LAT	953.0	167.6	841.0	421.9	347.4				1,218.1			3,948.9	2,761.4	2,837.7	
35 Frutas E. Sánchez S.L.	EUR	1,278.9	721.6	866.9	177.9	286.8	27.7		145.7	426.6			3,932.1	4,943.6	5,361.0	
36 Fruandina	LAT	2,977.3	382.0	162.1		171.7				137.0			3,830.1	3,771.3	4,128.7	
37 Distribuidora Tripan, C.A.	LAT	936.3	286.6	892.2	237.3	199.6	1.4			1,161.9			3,715.3	3,092.8	2,489.4	
38 To Order	FAR	765.5	190.3	722.9	1,027.3	490.9		41.8		464.9			3,703.5	26,742	6,834.8	
39 W.M. Morrison Produce Ltd.	EUR	2,077.5	436.9				17.1	777.0	306.6	50.6			3,665.7	2,741.8	2,937.1	
40 Miveh Jahani Pars	MID	1,985.1	1,028.6	303.5		54.0				85.5			3,456.7	3,819.2	3,666.1	
41 Pomina Enterprise Co., Ltd.	FAR	631.8	196.2		963.2					1,635.3			3,426.5	4,266.8	4,418.8	
42 Farzana General Trading Co.	MID	2,182.3	234.4	566.5		211.8				216.8			3,411.8	2,879.9	2,219.9	
43 Del Monte Fresh Produce B.V.	EUR	1,152.3	1,252.0	857.2	64.2		64.2						3,389.9	3,090.4	2,664.2	
44 Almacenes Éxito S.A.	LAT	1,585.4	396.9	1,168.7				11.3		210.1			3,372.4	3,025.1	1,767.2	
45 Delfruti	NAM	2,516.6	834.0				18.6						3,369.2	2,278.4	3,055.2	
46 Frutería Vidaurri S.A.C.V. (Guatemala)	LAT	2,186.5	291.8	682.3	68.7	35.8		3.2		94.8			3,363.1	4,574.6	4,352.3	
47 Frutimport S. de R.L. de C.V.	EUR	71.5	1,686.6	476.3		285.2	363.8	170.6	0.02	263.7			3,317.7	1,596.1	2,249.9	
48 Maxifrutas Ltda.	LAT	1,240.2	727.3	947.2		64.5				255.8			3,235.1	3,148.4	3,286.2	
49 Eduardo García	LAT	1,212.7	618.4	944.9	86.6	67.9				2.0			3,206.3	2,855.7	1,634.1	
50 Fruchthansa GmbH	EUR	1,469.1	727.7				268.8	63.5	652.7	20.8			3,202.5	3,928.4	3,799.5	
51 Capespan	EUR	777.1	923.9				550.1	210.9	584.2	151.3			3,197.5	3,346.0	3,226.2	
52 CF Fresh	NAM	762.5	371.9		354.7		97.7	127.7	449.1	939.9			3,103.4	4,926.8	5,574.5	
53 Paramount Export Co	NAM	1,048.2			1,243.2		412.0	128.1	34.4	172.6			3,038.5	1,303.2	3,113.6	
54 Dandrea Produce Inc.	NAM	2,115.4	625.8		228.3		64.2						3,033.7	85.6		
55 Vigomez S.A.	LAT	1,350.5	877.1	603.7		65.3				43.2			2,939.8	3,715.0	3,801.4	
56 Sage Fruit Company	NAM	985.2	82.2		285.5		691.4	471.7		368.6			2,884.6	2,371.2	1,543.3	
57 Univeg Import SA	EUR	504.8	965.6	202.8		78.4	205.8	484.9		430.9			2,873.2	2,205.4	377.5	
58 New World Fruit Traders B.V.	EUR	1,083.4	926.3	23.2		341.6	202.4	165.3		42.3			2,784.4	3,077.5	2,177.1	
59 Socomo S.A.	EUR	1,400.7	438.8	227.4						469.8			2,683.8	1,570.9	2,017.7	
60 Vanguard Marketing Services LLC	FAR	120.1			1,481.0					1,049.5			2,650.6	3,303.6	3,284.2	
OTHERS		127,887	61,073	48,953	18,955	21,962	12,587	8,711.1	10,295	29,112			339,535	318,821	426,367	
<b>TOTAL SEASON 2008/2009</b>		<b>285,705</b>	<b>116,860</b>	<b>98,881</b>	<b>41,677</b>	<b>31,669</b>	<b>26,469</b>	<b>24,442</b>	<b>16,837</b>	<b>56,484</b>			<b>699,025</b>			
TOTAL SEASON 2007/2008		276,709	128,999	113,534	59,041	37,741	23,406	24,937	21,557	59,812				745,736		
TOTAL SEASON 2006/2007		281,637	129,255	116,150	59,343	44,696	23,410	31,619	19,343	63,029					768,481	

## Main Apples Varieties by Destination Market

Season 2008/2009 (Thousand cases)

VARIETY	NORTH AMERICA			EUROPE				LATIN AMERICA	FAR EAST	MIDDLE EAST	TOTAL		
	EAST	WEST	TOTAL	CONT	UK	RUS	TOTAL				2008-09	2007-08	2006-07
1 ROYAL GALA	2.440,0	524,9	2.964,9	3.205,3	1.029,4	176,0	4.410,7	5.287,1	906,6	2.622,0	16.191	15.860	16.423
2 GRANNY SMITH	711,3	48,1	759,4	2.505,5	283,9	878,2	3.667,6	1.413,3	166,3	549,6	6.556,2	7.183,4	7.283,7
3 RICHARED DELICIOUS	4,3		4,3	837,0	36,2	204,1	1.077,3	2.755,4	191,4	1.273,7	5.302,1	6.107,5	6.246,6
4 FUJI	340,7	237,0	577,7	190,7	6,6	21,8	219,1	271,5	1.144,2	1,1	2.213,6	3.154,2	3.245,9
5 BRAEBURN	269,7	124,0	393,7	827,4	410,8	72,2	1.310,5	40,3	2,3		1.746,8	1.693,2	2.149,5
6 CRIPPS PINK	382,7	219,6	602,2	889,1	133,0	42,4	1.064,5	36,2	7,5		1.710,4	1.481,1	1.512,8
7 RED CHIEF	2,4	2,1	4,5	373,1	2,8	117,0	492,9	904,2	161,7	117,3	1.680,7	2.015,8	2.358,3
8 PINK LADY	119,6	55,5	175,1	875,7	231,7	0,003	1.107,4	5,9			1.288,4	1.623,5	1.393,5
9 RED STARKING				251,5	1,4	36,0	288,9	352,6	100,4	118,4	860,3	977,3	988,7
10 NOT DEFINED	86,2	32,9	119,1	234,7	47,0	33,2	314,9	168,9	109,5	90,1	802,4	788,4	474,1
11 FUJI ROYAL	12,5	10,0	22,5	1,1	0,2		1,4	10,8	370,4		405,1	376,5	455,3
12 SCARLETT				8,8		13,7	22,5	291,8	1,1	6,1	321,5	359,0	413,7
13 JONA GOLD	22,6	35,2	57,8	116,5		18,3	134,8	3,2			195,8	134,1	215,1
14 GOLDEN SMOOTHIE				1,4		3,1	4,5	59,8		58,3	122,6	108,0	131,2
15 GALA	48,3	0,2	48,4	10,4	29,4	0,05	39,8	31,0	1,3		120,5	168,9	275,0
16 RED KING OREGON				46,6	1,3		47,9	1,6			49,5	45,6	67,3
17 STARKING				15,2			15,2	3,8	13,7	4,7	37,4	126,1	229,8
18 BROOKFIELD	6,6		6,6	1,5			1,5	9,3	8,2	6,4	31,9		
19 FUJI PREMIUM	10,8	3,2	14,0	6,9			6,9	3,4	5,6		29,8	11,1	
20 ELSTAR				25,1			25,1				25,1	23,8	32,0
21 TOP RED				16,1			16,1	4,9	1,2		22,3	39,7	43,3
22 GOLDEN	1,9	0,8	2,6	0,06		2,1	2,1	16,6			21,4	40,6	61,1
23 GOLDEN DELICIOUS	0,1		0,1			5,7	5,7	11,0			16,8	6,5	13,1
24 CRIPPS RED				13,3		0,7	14,1				14,1	12,9	27,6
25 IMPERIAL GALA	1,2		1,2	0,4	0,2		0,6	11,7			13,5	18,4	15,0
26 SUN DOWNER		2,2	2,2	7,2			7,2	2,8			12,2	25,6	21,0
27 GALA BUCKEYE	1,3		1,3	1,3	3,2		4,4	0,8	1,0	1,0	8,6	5,3	4,3
28 RED SPUR				4,7			4,7	0,2		2,4	7,2	7,1	5,4
29 SUPER CHIEF				6,1			6,1	0,5			6,6	21,5	16,8
30 JAZZ		4,6	4,6		0,1		0,1	0,6			5,4	2,5	0,3
31 GINGER GOLD								2,9			2,9	2,8	3,8
32 WINESAP				2,2			2,2				2,2		2,9
33 GOLDEN SPUR								2,1			2,1	2,3	0,6
34 GRISP PINK								1,0		0,4	1,5	1,4	0,9
35 SUN FUJI				0,05			0,05		1,2		1,3		0,04
36 STARKING DELICIOUS					1,2		1,2				1,2		1,4
37 GREEN FUJI									0,4		0,4		
38 GALAXY				0,2			0,2	0,1			0,3		
39 RED FUJI								0,3			0,3	11,0	9,5
40 ATWOOD										0,2	0,2	0,5	
41 STARKRIMSON DELICIOUS								0,1			0,1	6,9	
42 GOLDEN GALA								0,05			0,05		
OTHERS											11,6	23,6	8,6
<b>TOTAL SEASON 2008/2009</b>	<b>4.462,1</b>	<b>1.300,4</b>	<b>5.762,5</b>	<b>10.475</b>	<b>2.218,4</b>	<b>1.624,5</b>	<b>14.318</b>	<b>11.706</b>	<b>3.194,1</b>	<b>4.851,5</b>	<b>39.843</b>		
TOTAL SEASON 2007/2008	4.484,9	1.483,5	5.968,5	11.295	2.778,7	2.103,8	16.177	11.214	3.672,8	5.413,9		42.466	
TOTAL SEASON 2006/2007	5.818,3	2.097,4	7.915,7	10.842	3.024,5	1.508,8	15.375	12.114	3.402,8	5.322,1			44.132

## Main Apples Varieties by Destination Market

Season 2008/2009 (Tons)

VARIETY	NORTH AMERICA			EUROPE				LATIN AMERICA	FAR EAST	MIDDLE EAST	TOTAL		
	EAST	WEST	TOTAL	CONT	UK	RUS	TOTAL				2008-09	2007-08	2006-07
1 ROYAL GALA	43.468	9.046,5	52.515	51.003	15.516	3.190,9	69.710	105.025	17.269	41.165	285.684	276.709	281.637
2 GRANNY SMITH	13.120	819,6	13.940	41.237	4.145,9	16.028	61.411	27.864	3.166,0	10.299	116.679	128.748	129.216
3 RICHARED DELICIOUS	79,5		79,5	12.788	566,0	3.742,4	17.096	53.551	3.815,3	24.335	98.876	113.430	116.146
4 FUJI	6.400,8	4.458,2	10.859	2.683,6	109,1	418,8	3.211,5	5.341,1	22.245	20,4	41.677	59.041	59.343
5 RED CHIEF	40,8	40,4	81,2	5.915,2	33,5	2.153,6	8.102,3	18.017	3.240,8	2.223,8	31.665	37.741	44.696
6 CRIPPS PINK	6.752,6	3.786,4	10.539	12.505	1.848,7	759,2	15.113	681,2	136,6		26.469	23.406	23.410
7 BRAEBURN	4.681,7	1.836,8	6.518,5	10.101	5.681,1	1.324,2	17.106	776,2	41,8		24.442	24.937	31.619
8 PINK LADY	2.173,0	1.002,4	3.175,4	10.252	3.297,1	0,05	13.549	112,7			16.837	21.557	19.343
9 RED STARKING				4.517,8	24,7	669,5	5.211,9	6.859,0	2.007,9	2.251,2	16.330	18.277	18.472
10 NOT DEFINED	1.565,4	601,4	2.166,8	3.627,4	696,2	616,7	4.940,3	3.258,8	2.124,2	1.343,1	13.833	13.747	8.541,1
11 FUJI ROYAL	233,9	185,5	419,5	21,9	2,8		24,7	207,0	6.939,8		7.591,0	6.820,2	7.842,0
12 SCARLETT				159,3		250,1	409,4	5.789,5	20,4	113,8	6.333,0	6.927,6	8.107,9
13 JONA GOLD	407,6	637,2	1.044,8	1.415,4		340,2	1.755,6	46,8			2.847,2	2.159,4	3.390,3
14 GALA	877,9	3,0	880,9	184,5	483,0	0,9	668,5	589,1	24,5		2.163,0	2.606,6	4.205,6
15 GOLDEN SMOOTHIE				24,0		54,8	78,8	1.083,9		727,2	1.889,9	1.733,6	1.832,9
16 RED KING OREGON				737,2	19,6		756,8	32,4			789,2	714,0	1.164,9
17 STARKING				277,6			277,6	71,1	276,3	85,6	710,6	2.454,6	4.514,4
18 BROOKFIELD	118,9		118,9	25,6			25,6	178,0	155,5	120,7	598,7		
19 FUJI PREMIUM	202,2	60,0	262,2	99,6			99,6	67,9	114,5		544,2	202,5	
20 ELSTAR				452,6			452,6				452,6	428,1	575,6
21 TOP RED				293,5			293,5	93,9	23,7		411,2	742,9	863,5
22 GOLDEN	33,8	14,4	48,2	1,0		38,8	39,8	303,8			391,8	747,5	1.164,9
23 GOLDEN DELICIOUS	2,0		2,0			103,4	103,4	206,1			311,6	123,3	244,1
24 IMPERIAL GALA	22,3		22,3	7,1	4,6		11,7	222,8			256,8	346,2	282,4
25 SUN DOWNER		39,3	39,3	90,1			90,1	54,1			183,5	426,0	359,0
26 GALA BUCKEYE	24,9		24,9	22,9	60,1		82,9	14,9	19,6	19,6	161,9	100,7	80,5
27 RED SPUR				85,6			85,6	3,1		42,8	131,6	129,4	104,3
28 SUPER CHIEF				111,6			111,6	9,6			121,2	407,8	327,5
29 CRIPPS RED				86,7		13,1	99,8				99,8	135,4	488,7
30 JAZZ		84,6	84,6		2,0		2,0	11,1			97,7	45,4	6,1
31 GINGER GOLD								55,3			55,3	53,9	73,3
32 WINESAP				40,0			40,0				40,0		46,4
33 GOLDEN SPUR								39,8			39,8	41,9	10,0
34 GRISP PINK								20,6		4,8	25,4	20,3	17,0
35 SUN FUJI				0,9			0,9		24,2		25,1		0,8
36 STARKING DELICIOUS					21,4		21,4				21,4		17,5
37 GREEN FUJI									8,6		8,6		
38 GALAXY				3,2			3,2	2,8			6,0		
39 RED FUJI								5,9			5,9	207,9	174,5
40 ATWOOD										3,8	3,8	9,1	
41 STARKRIMSON DELICIOUS								2,2			2,2	126,0	
42 GOLDEN GALA								0,8			0,8		
OTHERS			0,002				0,007				211,0	434,2	163,4
<b>TOTAL SEASON 2008/2009</b>	<b>80.206</b>	<b>22.616</b>	<b>102.821</b>	<b>158.769</b>	<b>32.512</b>	<b>29.705</b>	<b>220.986</b>	<b>230.598</b>	<b>61.653</b>	<b>82.756</b>	<b>699.025</b>		
TOTAL SEASON 2007/2008	80.304	26.739	107.043	175.908	40.328	38.404	254.640	219.802	71.443	92.453		745.736	
TOTAL SEASON 2006/2007	102.181	37.494	139.675	170.153	43.222	27.500	240.875	236.983	65.323	85.582			768.481

## Main Kiwifruit Exporters by Destination Market

Season 2008/2009 (Thousand cases)

VARIETY	NORTH AMERICA			EUROPE			LATIN AMERICA	FAR EAST	MIDDLE EAST	TOTAL			
	EAST	WEST	TOTAL	CONT	UK	RUS				TOTAL	2008-09	2007-08	2006-07
1 Copefruit S.A.	130.7	177.5	308.2	1,106.8	223.4	42.3	1,372.5	98.8	27.9	16.8	1,824.2	1,915.6	2,086.3
2 Dole Chile S.A.	79.2	0.7	79.8	365.2	58.4	147.6	571.2	193.8	53.8	363.7	1,262.3	1,178.6	983.4
3 Trinidad Exports S.A.	141.5	56.7	198.2	586.5	92.7	9.3	688.5	128.4	126.6	89.7	1,231.4	923.1	913.2
4 Subsole S.A., Exportadora	111.2	59.9	171.1	547.8	128.0	54.6	730.4	47.8	139.1	28.3	1,116.6	947.8	882.9
5 Greenvic Comercial S.A.	88.5	28.6	117.1	501.4	82.3	15.3	599.0	59.5	12.0	5.4	793.0	667.0	484.4
6 Rio Blanco Ltda, Exp.	28.6	13.2	41.8	275.9	37.9	74.4	388.3	185.9	100.8	8.7	725.5	612.4	458.4
7 David del Curto S.A.	37.2	9.3	46.5	347.8	36.6		384.4	120.3	22.1	78.4	651.7	757.2	518.8
8 Unifrutti Traders Ltda.	19.2	2.4	21.6	123.3	24.2	52.7	200.2	119.2	52.6	149.2	542.9	460.8	467.8
9 San Fernando S.A. (Frusan)	15.3	34.9	50.2	386.5	63.8	2.2	452.6	14.6	15.5	7.7	540.5	412.3	343.9
10 Prize Ltda., Exportadora	24.9	2.0	26.9	373.0	2.4	39.4	414.7	33.6	26.5		501.7	369.2	435.6
11 San Fco. Lo Garces Ltda.	2.7		2.7	329.5		18.4	347.9	49.9	60.8	5.4	466.7	451.0	130.0
12 Agua Santa, Exp.	11.5	83.8	95.4	212.1		44.5	256.6	11.3	67.2		430.5	446.1	497.0
13 Aconcagua Exp. (Aconex)	84.2	85.6	169.7	80.1	17.2	67.1	164.4	74.8	2.4		411.3	316.7	340.0
14 Ecoastral Ltda.	69.9	5.2	75.1	231.1		57.1	288.3	9.3		10.2	382.9	312.3	267.6
15 Catania Chile S.A.	59.9	73.0	132.9	76.0		95.9	171.9	9.0	33.6	31.6	379.0	309.8	333.6
16 Scramble Ltda., Ases e Inv.	17.6		17.6	264.9		38.9	303.7	26.6	17.9	4.5	370.3		
17 Geofrut S.A.	41.8	10.5	52.3	218.6	26.6	24.6	269.8		9.0	2.2	333.3	343.8	320.1
18 Santa Cruz S.A., Exp.	95.2	51.6	146.8	68.6	14.9	6.2	89.8	39.0	55.2		330.7	133.4	150.7
19 Sofruileg Chile S.A.	4.3	2.2	6.5	104.5		29.1	133.6	49.1	75.9	58.1	323.1	333.1	356.0
20 C y D Internacional S.A.	7.2	45.4	52.6	174.3	17.7		192.0	52.4			297.0	343.2	218.9
21 AMS Family S.A., Com.	39.7	10.0	49.7	193.2		22.5	215.7				265.4	294.2	301.3
22 Rucaray S.A., Exp. y Serv.	6.2	4.8	11.0	150.4	4.7	17.1	172.2	33.3	11.5		228.1	242.1	291.5
23 Del Monte Fresh P. (Chile)	12.4		12.4	137.8		13.7	151.6	2.2	17.9	40.8	224.9	224.9	440.0
24 Propal S.A., Exportadora	38.2	100.3	138.4			4.5	4.5	8.3	54.1	8.9	214.3	212.6	243.5
25 Frugal S.A., Exportadora				36.2		2.4	38.6	165.5	9.0		213.1	117.2	189.9
26 Meyer Ltda., Exportaciones				154.0	4.5	4.0	162.5	30.0			192.4	347.6	251.4
27 Sofruco Alimentos Ltda.	10.7	6.4	17.1	151.8	15.7		167.4	2.2			186.7	224.0	245.3
28 Comercial Fruticola S.A.	8.9	22.4	31.3	77.8	31.4		109.2	2.2	20.1		162.8	188.5	202.7
29 Los Lirios S.A., Exp.	16.1	6.7	22.8	59.6	9.4	22.3	91.2	7.8	13.5		135.3	89.1	104.1
30 Atlas S.A., Exportadora		2.2	2.2	89.0		1.8	90.8	4.6		32.0	129.7	201.2	115.1
31 Everfresh S.A, Exp.										131.1	131.1	72.0	38.1
32 San Rafael Ltda.				129.8			129.8				129.8	67.5	
33 Agrícola Lyon Ltda				89.3			89.3		31.4		120.6	60.2	49.6
34 South Fruits Chile S.A.				84.3		2.4	86.7	15.8			102.6	201.2	
35 Southern Fruit, Exp.	35.5	24.6	60.2	38.0			38.0	4.2			102.3	33.3	
36 TyT Export S.A.				33.6		6.7	40.3	31.0		28.9	100.2	111.6	42.6
37 Aldunate Ltda., Exp.		18.1	18.1	80.5			80.5				98.5	84.7	77.7
38 Terrafrut S.A				63.0			63.0	21.0	13.3		97.3	77.7	151.7
39 Comercial SM Plus Ltda.		15.7	15.7	54.7	4.5		59.2	13.2			88.1		
40 Exportadora Frutam Ltda.								84.2			84.2	151.9	142.9
41 Agrícola Gloria Chile				56.0	11.2		67.2			16.3	83.5	66.4	
42 Queulat Export S.A.	29.4		29.4	44.8			44.8	6.7			80.9	91.8	
43 Polar Fruit International S.A.	4.6		4.6	35.4			35.4	34.2		4.6	78.8	95.9	112.5
44 Frutasol Chile S.A., Exp.				13.4		61.2	74.6	0.3			74.9	46.5	53.7
45 Triofruit Ltda., Exp.				35.8		12.9	48.7	3.9	21.1		73.8	88.9	33.7
46 Lafrut Export. Agropec.				46.6	8.9	10.8	66.3	2.3	2.2		70.8	61.8	105.9
47 Jaime Bosh B e Hijos Cia.				58.2			58.2				58.2	56.8	47.0
48 Exportadora Campofrut Ltda.				15.7		16.9	32.6	22.3			54.8	18.6	15.1
49 El Torreón Export Ltda.				48.2			48.2	6.2			54.4	44.8	53.2
50 San Andrés Ltda., Exp.				54.0			54.0				54.0		
51 Surfut Fresh S.A.	2.2		2.2	50.1			50.1	1.0			53.3	15.2	4.5
52 Ines Escobar y Cia Ltda	2.1		2.1	49.3			49.3				51.4	43.0	12.3
53 Chilexpo Frut Ltda., Soc. Agr.		2.2	2.2	13.4		24.2	37.7	2.2	7.5		49.7	32.9	19.6
54 Comerc. Paine Ltda.	32.3		32.3	11.2			11.2				43.5		
55 Ben David S.A, Exp.	2.2		2.2	20.2			20.2	20.5			42.9	438.9	339.3
56 San Esteban Ltda., Exp.				42.9			42.9				42.9		
57 Convallis S.A., Exp.	6.7		6.7	29.1			29.1				35.8	13.4	11.5
58 Alquimia Fresh S.A	3.0	3.5	6.5	17.9			17.9		11.2		35.6	11.0	
59 Comexport Ltda.				4.8		29.1	33.9				33.9	53.5	29.3
60 Project Fruit				33.6			33.6				33.6		
OTHERS	65.9	17.4	83.4	428.4	43.5	67.8	539.7	151.1	52.9	13.4	851.7	1,548.1	2,779.5
<b>TOTAL SEASON 2008/2009</b>	<b>1,386.7</b>	<b>976.8</b>	<b>2,363.5</b>	<b>9,106.0</b>	<b>959.7</b>	<b>1,139.8</b>	<b>11,206</b>	<b>1,999.4</b>	<b>1,164.4</b>	<b>1,136.3</b>	<b>17,880</b>		
TOTAL SEASON 2007/2008	1,129.2	836.0	1,965.2	9,348.2	1,010.8	1,280.1	11,639	1,475.9	1,021.3	842.2		16,962	
TOTAL SEASON 2006/2007	1,549.7	960.2	2,509.8	8,431.6	1,042.6	974.0	10,448	1,516.2	1,623.4	595.3			16,693

## Main Kiwifruit Exporters by Destination Market

### Season 2008/2009 (Tons)

VARIETY	NORTH AMERICA			EUROPE				LATIN AMERICA	FAR EAST	MIDDLE EAST	TOTAL				
	EAST	WEST	TOTAL	CONT	UK	RUS	TOTAL				2008-09	2007-08	2006-07		
1 Copefrut S.A.	1,327.5	1,727.0	3,054.5	10,258	2,037.7	422.7	12,718	987.8	268.7	53.8	17,083	17,301	18,909		
2 Trinidad Exports S.A.	1,306.0	556.0	1,862.0	5,360.4	781.8	92.8	6,235.0	1,279.4	1,196.7	287.2	10,860	8,562.6	8,158.8		
3 Subsole S.A., Exportadora	1,097.4	598.6	1,695.9	5,287.9	1,090.8	434.6	6,813.3	482.9	1,391.0	169.3	10,552	8,678.9	7,995.4		
4 Dole Chile S.A.	771.6	12.2	783.8	3,801.8	447.0	1,403.8	5,652.6	1,937.6	537.6	1,430.9	10,343	9,950.9	8,831.5		
5 Río Blanco Ltda., Exp.	265.5	134.7	400.2	2,689.3	383.5	744.5	3,817.3	1,870.1	1,008.0	37.1	7,132.7	5,833.0	4,527.1		
6 Greenvic Comercial S.A.	884.9	286.1	1,171.0	4,343.9	704.2	152.9	5,200.9	594.7	120.0	17.4	7,104.1	6,150.3	4,592.9		
7 David del Curto S.A.	334.4	88.0	422.4	3,398.8	362.3		3,761.1	1,197.1	220.3	250.9	5,851.7	6,952.8	4,564.6		
8 Prize Ltda., Exportadora	248.8	20.0	268.8	3,511.9	24.0	393.8	3,929.7	331.4	266.8		4,796.7	3,428.6	4,052.3		
9 Unifrutti Traders Ltda.	211.2	21.6	232.8	1,267.4	242.2	527.1	2,036.7	1,184.5	526.4	634.8	4,615.2	4,317.4	4,142.9		
10 San Fco. Lo Garces Ltda.	23.3		23.3	3,246.8			3,270.1	183.6	3,430.4	499.3	525.3	17.4	4,495.8	4,216.8	1,290.2
11 San Fernando S.A. (Frusan)	153.0	368.0	521.0	2,986.7	562.0	22.4	3,571.1	145.6	154.8	39.8	4,432.4	3,498.9	3,140.6		
12 Agua Santa, Exp.	112.4	835.6	948.1	2,025.4		465.3	2,490.7	113.4	672.0		4,224.2	4,518.1	4,955.6		
13 Aconcagua Exp. (Aconex)	816.0	934.5	1,750.5	801.0	167.2	671.1	1,639.4	747.7	24.0		4,161.5	3,149.9	3,394.9		
14 Ecoastral Ltda.	699.2	55.9	755.0	2,311.5		571.4	2,882.8	92.8		32.8	3,763.4	3,125.2	2,676.4		
15 Scramble Ltda., Ases e Inv.	175.6		175.6	2,650.8		388.7	3,039.5	265.7	179.2	44.8	3,704.8				
16 Catania Chile S.A.	599.3	729.4	1,328.7	760.0		895.7	1,655.7	89.6	335.8	128.3	3,538.1	2,874.0	3,017.6		
17 Geofrut S.A.	404.0	104.2	508.2	2,084.8	261.7	246.5	2,592.9		89.5	22.4	3,213.0	3,389.1	3,103.4		
18 Santa Cruz S.A., Exp.	899.0	513.1	1,412.1	686.4	112.2	62.4	861.0	383.8	552.0		3,208.9	1,303.8	1,434.3		
19 C y D Internacional S.A.	64.8	411.2	476.0	1,744.2	185.7		1,930.0	524.0			2,930.0	3,377.0	2,140.7		
20 AMS Family S.A., Com.	395.1	105.2	500.2	1,934.8		228.8	2,163.6				2,663.8	2,843.2	3,022.6		
21 Sofruileg Chile S.A.	39.1	20.2	59.2	1,033.4		252.8	1,286.2	489.3	510.6	187.6	2,533.0	2,455.1	2,711.6		
22 Frugal S.A., Exportadora				361.6		24.0	385.6	1,655.4	89.6		2,130.6	1,172.2	1,899.5		
23 Rucaray S.A., Exp. y Serv.	62.4	48.0	110.4	1,367.5	47.0	170.9	1,585.4	348.8	36.9		2,081.5	2,412.9	2,917.1		
24 Del Monte Fresh P. (Chile)	123.5		123.5	1,378.5		137.2	1,515.7	22.3	172.0	199.2	2,032.7	2,240.4	4,176.0		
25 Meyer Ltda., Export.				1,539.8	44.8	40.0	1,624.6	299.9			1,924.4	3,290.3	2,513.6		
26 Propal S.A., Exportadora	364.3	934.3	1,298.6			42.5	42.5	78.4	421.9	41.1	1,882.5	1,867.9	2,241.7		
27 Sofruco Alimentos Ltda.	106.6	57.6	164.2	1,463.5	121.6		1,585.1	22.4			1,771.7	2,240.4	2,452.8		
28 Comercial Fruticola S.A.	88.9	224.0	312.9	778.3	313.6		1,091.9	22.4	200.6		1,627.8	1,884.6	2,029.6		
29 Los Lirios S.A., Exp.	160.5	67.2	227.7	595.8	88.7	222.6	907.1	78.0	135.0		1,347.7	880.1	1,022.6		
30 San Rafael Ltda.				1,298.7			1,298.7				1,298.7	674.8			
31 Agrícola Lyon Ltda.				892.6			892.6		313.6		1,206.2	601.6	495.9		
32 Atlas S.A., Exportadora		22.4	22.4	886.5		17.7	904.2	46.0		144.4	1,117.1	1,749.9	1,105.9		
33 South Fruits Chile S.A.				843.2		24.0	867.2	158.4			1,025.6	2,011.8			
34 Polar Fruit International S.A.	46.4		46.4	353.9			353.9	340.1		262.4	1,002.8	959.4	1,096.3		
35 Southern Fruit, Exp.	343.1	241.9	585.0	379.1			379.1	37.4			1,001.6	332.8			
36 Terrafrut S.A.				639.0			639.0	210.0	132.4		981.4	748.9	1,481.5		
37 Aldunate Ltda, Exp.		156.5	156.5	804.6			804.6				961.1	846.9	776.5		
38 Exportadora Frutam Ltda.								881.2			881.2	1,494.7	1,423.4		
39 Comercial SM Plus Ltda.		150.1	150.1	547.0	44.8		591.8	133.8			756.6				
40 TyT Export S.A.				336.1		67.2	403.3	310.5		104.8	818.5	1,010.7	425.6		
41 Queulat Export S.A.	294.2		294.2	448.0			448.0	67.2			809.4	917.7			
42 Frutasol Chile S.A., Exp.				134.4		611.5	745.9	3.4			749.3	464.7	537.4		
43 Triofruit Ltda., Exportadora				358.4		129.0	487.4	39.2	207.2		733.8	885.1	337.3		
44 Agrícola Gloria Chile				560.0	112.0		672.0			45.6	717.6	664.5			
45 Lafrut Export. Agropec.				466.0	88.9	108.2	663.1	23.0	21.6		707.7	618.5	1,028.6		
46 Jaime Bosh B e Hijos Cia.				582.4			582.4				582.4	568.4	470.4		
47 El Torreón Export Ltda.				503.8			503.8	62.4			566.2	448.0	532.0		
48 Campofrut Ltda., Exp.				156.8		168.7	325.5	222.6			548.1	185.8	151.4		
49 Surfrut Fresh S.A.	22.4		22.4	500.8			500.8	17.6			540.8	152.0	44.8		
50 San Andrés Ltda., Exp.				540.0			540.0				540.0				
51 Ines Escobar y Cia Ltda	20.8		20.8	492.8			492.8				513.6	431.6	122.5		
52 Everfresh S.A, Exp.										488.5	488.5	327.6	152.3		
53 Chilexpo Frut Ltda., Soc. Agr.		22.4	22.4	134.4		241.9	376.3	22.4	39.3		460.4	329.2	194.8		
54 Comerc. Paine Ltda.	322.6		322.6	112.0			112.0				434.6				
55 Ben David S.A., Exp.	22.4		22.4	201.6			201.6	204.8			428.8	4,327.5	3,191.1		
56 San Esteban Ltda., Exp.				428.7			428.7				428.7				
57 Alquimia Fresh S.A	32.7	37.2	69.9	179.2			179.2		112.0		361.1	115.0			
58 Convalis S.A, Exp.	67.2		67.2	291.2			291.2				358.4	134.4	114.7		
59 Project Fruit				336.0			336.0				336.0				
60 Comexport Ltda.				48.0		286.8	334.8				334.8	534.6	292.8		
OTHERS	566.0	163.8	729.9	4,245.5	405.7	674.4	5,325.5	1,707.8	528.7	58.2	8,461.8	15,595	27,124		
<b>TOTAL SEASON 2008/2009</b>	<b>13,472</b>	<b>9,646.8</b>	<b>23,119</b>	<b>87,371</b>	<b>8,629.2</b>	<b>11,127</b>	<b>107,127</b>	<b>20,232</b>	<b>10,990</b>	<b>4,698.6</b>	<b>166,278</b>				
TOTAL SEASON 2007/2008	10,987	8,287.3	19,274	90,113	9,220.1	12,547	111,880	14,944	8,715.2		4,048.4	159,047			
TOTAL SEASON 2006/2007	14,990	9,438.4	24,428	81,914	8,699.3	9,742.5	100,356	15,397	14,343	2,490.6			157,015		

## Main Kiwi Importers

Season 2008/2009 (Thousand cases)

	CONSIGNEE	MKT	HAYWARD	NOT DEFINED	SUMMER KIWI	WIKIKI	OTHERS	TOTAL		
								2008-09	2007-08	2006-07
1	To Order	EUR	928.8	23.6				952.4	22.4	72.3
2	Agricola Gloria Due S.R.L.	EUR	691.4	11.7		0.02		703.1	354.9	205.9
3	Stellar Distributing, Inc.	NAM	379.6	36.6				416.2	306.1	411.3
4	Univeg Import SA	EUR	394.3					394.3	482.8	330.9
5	Chiquita Italia S.P.A.	EUR	318.1	48.4				366.4	307.9	626.5
6	Mohammed A. Sharbatly Co. Ltd	MID	326.2					326.2	240.4	144.0
7	Salvi - Unacoa S.P.A.	EUR	222.2	88.1				310.3	324.4	292.3
8	Fruttital Distribuzione S.R.L.	EUR	209.1	95.8				304.9	285.2	376.8
9	OGL Food Trade GmbH	EUR	294.4					294.4	126.7	91.5
10	To Order	FAR	262.0	7.4				269.4	22.4	72.3
11	Hillfresh International B.V.	EUR	240.8	2.5				243.3	210.1	
12	Spreafico Francesco e F.lli SPA	EUR	183.4	51.1				234.5	190.7	90.3
13	To Order	MID	228.8					228.8	22.4	72.3
14	Zespri International (Europe)	EUR	162.6	50.8				213.4	220.9	273.5
15	Frutas E. Sánchez S.L.	EUR	206.6					206.6	155.0	184.9
16	The Oppenheimer Group	NAM	179.4	0.4	2.9			182.7	169.5	265.4
17	New World Fruit Traders B.V.	EUR	110.6	70.3				180.9	128.6	147.1
18	Hermanos Fernández López S.A.	EUR	175.3					175.3	183.8	154.8
19	Luis Vicente S.A.	EUR	174.1					174.1	106.7	33.9
20	SFI Rotterdam B.V.	EUR	150.0	23.0				173.0	205.0	75.4
21	SA Sapa Ets Rouquette	EUR	168.9					168.9	264.0	119.5
22	Primafruit	EUR	167.7					167.7	223.8	255.6
23	La Pinede	EUR	164.5					164.5	137.7	
24	Trinity Fruit Sales Co.	NAM	141.7	20.7				162.4	123.4	122.8
25	Sierra Produce	NAM	161.2					161.2	195.5	187.6
26	Kiwi Uno S.p.A.	EUR	155.3					155.3	160.4	186.8
27	CMR Group	EUR	155.3					155.3	155.4	103.6
28	Dole Italia S.P.A.	EUR	153.3					153.3	123.6	81.6
29	UNIVEG KATOPE FRANCE	EUR	149.6					149.6	123.2	46.2
30	A.J. Trucco, Inc.	NAM	147.5	1.9				149.4	118.3	163.7
31	International Produce Ltd.	EUR	99.2	46.4				145.7	174.8	
32	Cultivar, S.A.	EUR	128.6					128.6	109.1	65.4
33	Regatta Tropicals Ltd.	NAM	118.1					118.1	97.6	147.4
34	Limpantsis S.A.	EUR	112.5					112.5	88.2	
35	Solfruit International B.V.	EUR	109.8					109.8	66.6	109.4
36	Coo. Gran Frutta Zani	EUR	109.5					109.5	100.5	55.9
37	OOO Inter Torg	EUR	107.0					107.0		
38	Tanus Jalil e Hijos S.R.L.	LAT	106.8					106.8	97.6	127.9
39	Maffco S.P.A .	EUR	105.8					105.8	59.8	51.2
40	Ooo Star Fruit	EUR	105.0					105.0	59.7	
41	Dayka & Hackett LLC	NAM	86.0	15.9				101.9	85.8	11.3
42	Bargosa S.A.	EUR	99.8					99.8	179.3	197.0
43	Agrintesa Coop.Agricol	EUR	95.3					95.3	69.8	
44	Roveg Fruit B.V.	EUR	94.5					94.5	123.2	78.2
45	Honore Primeurs S.A.	EUR	93.5					93.5	53.7	
46	To Order	NAM	92.4					92.4	22.4	72.3
47	Aconex RT USA	NAM	90.5					90.5	74.8	136.0
48	Silvestrin Frutas Ltda.	LAT	89.1					89.1	52.1	56.3
49	W.M. Morrison Produce Ltd.	EUR	87.5					87.5	50.6	55.2
50	Wal-Mart Stores, Inc.	NAM	83.3	1.6				84.9	104.9	123.5
51	Fresh Fruits Company Ltd.	MID	84.0					84.0	60.6	60.5
52	LordMayor S.A. de C.V.	LAT	83.7					83.7		
53	OOO Berry Meadow	EUR	78.1					78.1	70.2	38.1
54	Putruele Hnos.S.A.A.I.C.	LAT	75.7					75.7	67.7	51.4
55	Farzana General Trading Co.	MID	75.6					75.6	41.4	47.3
56	Garaia Sdad. Coop.	EUR	68.8	6.7				75.4	61.3	32.7
57	Fruteria, Inc.	FAR	69.6	4.8				74.4	40.8	22.6
58	De Groot International B.V.	EUR	73.8					73.8	180.1	129.7
59	Capespan	EUR	73.7					73.7	15.5	
60	Loblaws Companies East Prod.	NAM	71.7					71.7	58.6	110.7
OTHERS			6,833.8	279.7	1.0			7,114.6	9,036.4	9,767.8
<b>TOTAL SEASON 2008/2009</b>			<b>16,989</b>	<b>887.4</b>	<b>3.9</b>	<b>0.02</b>		<b>17,880</b>		
TOTAL SEASON 2007/2008			16,633	327.4		2.2			16,962	
TOTAL SEASON 2006/2007			16,384	303.6		5.1				16,693

## Main Kiwi Importers Season 2008/2009 (Tons)

	CONSIGNEE	MKT	HAYWARD	NOT DEFINED	SUMMER KIWI	WIKIKI	OTHERS	TOTAL		
								2008-09	2007-08	2006-07
1	To Order	EUR	8,587.7	232.1				8,819.8	8,893.1	277.8
2	Agricola Gloria Due S.R.L.	EUR	6,961.3	117.2		0.2		7,078.8	3,568.5	2,015.0
3	Stellar Distributing, Inc.	NAM	3,800.0	375.0				4,175.0	3,036.6	4,084.7
4	Univeg Import SA	EUR	3,985.5					3,985.5	4,610.3	3,238.4
5	Chiquita Italia S.P.A.	EUR	3,188.5	483.6				3,672.1	3,081.5	6,264.9
6	Salvi - Unacoa S.P.A.	EUR	2,222.5	880.6				3,103.2	3,244.3	2,922.6
7	Fruttital Distribuzione S.R.L.	EUR	2,090.7	958.4				3,049.1	2,852.2	3,767.8
8	To Order	FAR	2,299.4	73.8				2,373.1	8,893.1	277.8
9	Hillfresh International B.V.	EUR	2,342.1	25.1				2,367.2	2,101.2	
10	Spreafico Francesco e F.lli SPA	EUR	1,819.3	510.6				2,329.9	1,889.8	895.2
11	Frutas E. Sánchez S.L.	EUR	2,066.0					2,066.0	1,549.5	2,061.9
12	Zespri International (Europe)	EUR	1,611.3	304.9				1,916.2	1,973.0	2,490.3
13	The Oppenheimer Group	NAM	1,742.6	4.2	26.5			1,773.2	1,668.7	2,580.7
14	Luis Vicente S.A.	EUR	1,740.2					1,740.2	1,065.3	338.8
15	Hermanos Fernández López S.A.	EUR	1,734.1					1,734.1	1,828.2	1,539.8
16	OGL Food Trade GmbH	EUR	1,726.1					1,726.1	693.4	457.5
17	New World Fruit Traders B.V.	EUR	1,049.7	673.2				1,722.9	1,188.7	1,207.0
18	SA Sapa Ets Rouquette	EUR	1,689.1					1,689.1	2,639.9	1,194.7
19	Dole Italia S.P.A.	EUR	1,666.6					1,666.6	1,236.0	816.0
20	Primafruit	EUR	1,655.9					1,655.9	2,214.4	2,570.9
21	La Pinede	EUR	1,645.1					1,645.1	1,381.3	
22	CMR Group	EUR	1,552.8					1,552.8	1,554.6	1,036.2
23	Sierra Produce	NAM	1,541.7					1,541.7	1,934.2	1,816.8
24	UNIVEG KATOPE FRANCE	EUR	1,529.8					1,529.8	1,331.8	500.9
25	Trinity Fruit Sales Co.	NAM	1,331.1	180.4				1,511.6	1,194.5	1,176.6
26	A.J. Trucco, Inc.	NAM	1,475.0	19.0				1,494.1	1,179.3	1,632.1
27	Kiwi Uno S.p.A.	EUR	1,483.5					1,483.5	1,604.4	1,796.4
28	International Produce Ltd.	EUR	1,017.8	464.5				1,482.2	1,747.6	
29	Mohammed A. Sharbatly Co. Ltd	MID	1,289.5					1,289.5	972.1	578.3
30	SFI Rotterdam B.V.	EUR	1,093.8	138.9				1,232.7	1,171.9	430.6
31	Cultivar, S.A.	EUR	1,210.7					1,210.7	1,093.2	659.8
32	Regatta Tropicals Ltd.	NAM	1,175.8					1,175.8	965.3	1,389.2
33	To Order	MID	1,136.8					1,136.8	8,893.1	277.8
34	Limpantsis S.A.	EUR	1,124.8					1,124.8	881.6	
35	Coo. Gran Frutta Zani	EUR	1,094.6					1,094.6	1,005.3	558.7
36	Solfruit International B.V.	EUR	1,083.1					1,083.1	667.1	1,078.5
37	OOO Inter Torg	EUR	1,069.9					1,069.9		
38	Tanus Jalil e Hijos S.R.L.	LAT	1,069.1					1,069.1	977.1	1,279.0
39	Maffco S.P.A .	EUR	1,057.6					1,057.6	598.1	512.0
40	Barposa S.A.	EUR	997.8					997.8	1,793.3	1,969.9
41	Aconex RT USA	NAM	995.3					995.3	822.8	1,496.2
42	Ooo Star Fruit	EUR	987.3					987.3	596.8	
43	Agrintesa Coop.Agricol	EUR	957.5					957.5	701.8	
44	Dayka & Hackett LLC	NAM	810.0	147.4				957.4	794.8	100.8
45	Roveg Fruit B.V.	EUR	944.6					944.6	1,229.3	781.8
46	Honore Primeurs S.A.	EUR	934.6					934.6	536.0	
47	To Order	NAM	914.1					914.1	8,893.1	277.8
48	Silvestrin Frutas Ltda.	LAT	891.3					891.3	521.3	563.6
49	LordMayor S.A. de C.V.	LAT	837.6					837.6		
50	W.M. Morrison Produce Ltd.	EUR	797.7					797.7	426.5	419.4
51	OOO Berry Meadow	EUR	780.6					780.6	702.0	380.6
52	Garaia Sdad. Coop.	EUR	688.3	66.6				754.9	575.8	302.2
53	Putruele Hnos.S.A.A.I.C.	LAT	754.6					754.6	676.9	514.1
54	Fruteria, Inc.	FAR	696.0	48.0				744.0	392.6	225.6
55	De Groot International B.V.	EUR	737.6					737.6	1,801.0	1,268.9
56	Loblaws Companies East Prod.	NAM	716.9					716.9	580.4	1,068.5
57	Fresh Taste Produce Ltd.	NAM	688.0	22.4				710.4	774.5	1,246.9
58	Wal-Mart Stores, Inc.	NAM	691.2	13.1				704.3	853.9	936.0
59	Frutimport S. de R.L. de C.V.	EUR	630.6	41.6				672.2	221.2	281.6
60	Dole Food España S.A.	EUR	671.2					671.2	748.8	388.8
	OTHERS		63,024	2,513.2	9.0			65,546	48,347	91,501
	<b>TOTAL SEASON 2008/2009</b>		<b>157,948</b>	<b>8,293.7</b>	<b>35.5</b>	<b>0.2</b>		<b>166,278</b>		
	<b>TOTAL SEASON 2007/2008</b>		<b>156,286</b>	<b>2,739.1</b>		<b>22.0</b>			<b>159,047</b>	
	<b>TOTAL SEASON 2006/2007</b>		<b>154,269</b>	<b>2,694.9</b>		<b>51.0</b>				<b>157,015</b>



## Main Pears Exporters

### Season 2008/2009 (Thousand cases)

EXPORTER	PACKHAM S TRIUMPH	ABATE FETEL	COSCIA	BEURRE BOSC	NOT DEFINED	FORELLE	SUMMER BARTLETT	D' ANJOU	OTHERS	TOTAL		
										2008-09	2007-08	2006-07
1 Unifrutti Traders Ltda.	12.2	1,055.6	538.3		20.3	65.6		2.2		1,694.1	1,509.6	975.8
2 Dole Chile S.A.	708.8	21.0	20.9	122.6	5.1		31.9		108.6	1,019.0	976.1	741.9
3 San Fernando S.A., Frutera (Frusan)	296.9	340.3	29.1	70.9	31.5	53.2	4.8	15.3	119.9	961.9	888.3	747.4
4 David del Curto S.A.	361.9	57.4	36.9	75.1		4.9	16.7	94.3	151.7	798.9	694.8	592.3
5 Magna Trading S.A., Exportadora	119.5	109.0	59.8	15.2		68.3		5.1		376.9	319.1	
6 Rucaray S.A., Exportadora y Servicios	202.6	56.9	30.3	28.9	2.1	19.4	2.8	10.9	11.3	365.1	409.9	642.0
7 Copefrut S.A.	51.4			9.6	272.7					333.6	372.1	288.2
8 Del Monte Fresh Produce (Chile) S.A.	107.9	23.9	103.5	20.2	1.4		3.5	13.3	27.1	300.5	350.8	322.9
9 Exportadora Frutam Ltda.	202.4		2.0	10.4	2.6		37.5	4.0	2.4	261.2	345.1	375.2
10 Sofruco Alimentos Ltda.	53.1	18.8		33.1	0.9		59.9		8.0	173.8	215.1	185.9
11 Los Lirios S.A., Exportadora	20.8	72.2	1.8	34.5	4.5	13.4	3.0	7.9	14.7	172.7	137.7	88.6
12 Greenvic Comercial S.A.	54.2			26.8	4.2		8.8	67.1	9.7	170.8	211.6	211.2
13 Atlas S.A., Exportadora	103.2			5.4			0.9	12.2	29.6	151.3	142.0	100.4
14 Geofrut S.A.	119.4			6.4			17.6		4.4	147.9	154.7	137.1
15 Corporación Fruticola Chilena S.A. (Corfrut)	84.2				2.6		4.9	10.1		101.8	121.4	97.3
16 7 Stars S.A.	93.6						1.9		4.6	100.2		
17 Lafrut Exportaciones Agropecuarias Ltda.	69.0			2.4				1.2	25.2	97.7	78.0	52.8
18 Trinidad Exports S.A.	1.2	40.9	7.9	6.6		7.8			19.0	83.3	94.7	96.8
19 Scramble Ltda., Ases e Inv.	54.2	4.3	16.9		1.6		2.6	0.6		80.3		
20 Ines Escobar y Cia Ltda	50.9	7.6					6.4	13.6		78.5	42.2	7.7
21 Prize Ltda., Exportadora	2.1					75.7				77.9	54.4	27.5
22 Agua Santa, Exportadora (Greentree)	37.2			3.8	1.3		28.5			70.8	80.5	73.6
23 Aconcagua Ltda, Exportadora (Aconex)	46.0			9.5			0.8	2.2	7.3	65.7	75.8	9.1
24 Isabel Valenzuela R.	57.0								7.6	64.6	81.8	79.2
25 Cerro Poqui Ltda., Exportadora	44.2			0.4			14.2	3.2	2.1	64.1	64.6	70.6
26 Frutexport S.A.	17.3			1.2	8.7		4.3	3.7	28.8	64.0	67.3	53.3
27 MSM S.A.	62.7									62.7	191.9	71.9
28 Soc. Agric. Comercial Ltda, (Agricom)					11.0				49.6	60.7	51.4	36.5
29 Agrisouth Estates Chile S.A.		7.3	42.4		0.7				9.6	60.0	108.2	37.3
30 TyT Export S.A.	41.3	2.4	6.4					2.8		52.9	52.9	39.8
31 Frutasol Chile S.A., Exportadora	24.8			19.2					4.4	48.3	75.5	48.3
32 Verfrut S.A., Sociedad Exportadora	40.8							6.0		46.8	138.4	
33 Troncoso Moreno, Johnny	35.9						0.9		6.4	43.1	35.0	37.6
34 San Ricardo Ltda	38.6						3.0			41.6	36.8	22.6
35 Alcalde S.A.	29.2			5.2				2.7		37.1	61.4	97.3
36 AMS Family S.A., Comercial	13.3	5.1		15.9			1.0	0.06	0.4	35.7	55.3	20.6
37 Polar Fruit International S.A.	31.0		1.5	0.6			2.5			35.6	47.5	45.1
38 San Esteban Ltda., Exp.		35.5								35.5		
39 Chilexpo Frut Ltda., Soc. Agr.	31.9				1.2				2.3	35.5	9.9	10.5
40 San Clemente S.A., Exp.		13.4				4.5			16.5	34.4		
41 Golden Fruits Ltda. Exportadora	26.0			0.1	7.2			0.07		33.4	9.6	
42 Fresh Land Chile S.A.	9.1	0.3	6.1	6.3			2.9		8.5	33.1	32.0	16.5
43 C y D Internacional S.A.	31.4									31.4	25.8	11.6
44 Lontue S.A., Dist. de Frutas (Lonfrut)	12.6			16.6						29.2	39.3	33.3
45 Triofrut Ltda., Exportadora	24.6		0.2		0.9				1.7	27.5	17.8	25.7
46 Patricio Negrete Ltda., Soc. Exp.	24.0									24.0	23.4	1.9
47 South Fruits Chile S.A.	3.5	8.6	5.7			0.4			5.3	23.5	11.1	
48 Comexport Ltda.	21.5						1.2			22.7		1.8
49 Soc Zanelli Ltda.	22.3									22.3	4.6	
50 RC Ltda., Comerc.B	18.5							3.3		21.8		
51 Agricola y Fruticola La Esperanza S.A				1.2			17.9		2.3	21.4	28.7	
52 El Olam Ltda.	12.7		3.6						4.7	21.0		
53 Valle del Maipo Chilean Fruit S.A.		13.4	7.0							20.4	15.4	6.5
54 Southern Fruit, Exportadora	7.8				2.8				8.4	18.9	79.8	
55 Rueda Ltda., Exportadora	8.2		1.6	6.8				2.1		18.7	30.9	7.6
56 Agrícola Gloria Chile	17.2	0.7							0.2	18.1	3.5	
57 Jaime Soler S.A., Agroindustrial	14.6							1.6		16.2	19.6	10.7
58 Cont. Del Sur	14.6									14.6		
59 González y Montealegre Ltda	12.8						1.1			13.8	10.9	9.1
60 Beatriz A. Aliaga Caceres	13.3						0.4			13.8	8.7	0.6
OTHERS	185.4	2.6		11.6	2.0		8.9	2.6	15.8	228.9	483.9	1,082.6
<b>TOTAL SEASON 2008/2009</b>	<b>3,800.9</b>	<b>1,997.1</b>	<b>921.9</b>	<b>566.6</b>	<b>385.1</b>	<b>313.1</b>	<b>290.8</b>	<b>287.9</b>	<b>717.9</b>	<b>9,181.1</b>		
TOTAL SEASON 2007/2008	3,764.4	1,858.8	916.9	775.2	127.8	199.1	407.6	293.5	853.4		9,196.7	
TOTAL SEASON 2006/2007	3,760.3	1,052.0	688.1	487.8	77.7	107.6	335.9	352.1	791.1			7,652.5

## Main Pears Exporters Season 2008/2009 (Tons)

EXPORTER	PACKHAM S TRIUMPH	ABATE FETEL	BEURRE BOSC	COSCIA	NOT DEFINED	SUMMER BARTLETT	D' ANJOU	FORELLE	OTHERS	TOTAL		
										2008-09	2007-08	2006-07
1 Dole Chile S.A.	11,665	189.0	2,150.0	158.9	78.3	581.2			1,409.2	16,231	15,282	12,199
2 Unifrutti Traders Ltda.	103.2	8,381.8		4,213.2	179.9		22.1	613.7		13,514	12,534	9,120.1
3 David del Curto S.A.	6,010.9	573.6	1,286.0	308.7		301.2	1,072.7	44.3	2,229.2	11,827	10,248	8,541.8
4 San Fernando S.A., Frutera (Frusan)	4,635.7	3,155.8	1,177.5	170.7	333.5	86.4	180.4	406.3	1,276.2	11,422	10,571	9,071.6
5 Copefrut S.A.	870.9		172.2		3,925.8					4,968.9	5,992.2	4,517.2
6 Rucaray S.A., Exportadora y Servicios	3,080.4	560.4	464.7	200.0	19.6	48.8	163.1	174.9	180.3	4,892.1	5,679.5	9,194.5
7 Exportadora Frutam Ltda.	3,649.0		187.2	18.8	46.3	676.5	71.1		43.3	4,692.3	6,193.0	6,709.7
8 Magna Trading S.A., Exportadora	1,827.6	1,070.0	266.2	340.0			81.0	748.4		4,333.4	3,371.0	
9 Del Monte Fresh Produce (Chile) S.A.	1,739.6	238.5	303.0	719.9	24.5	62.2	173.8		381.8	3,643.2	4,524.8	4,261.6
10 Sofruco Alimentos Ltda.	930.6	188.4	595.6		16.1	1,078.3			83.9	2,892.8	3,571.4	3,148.6
11 Greenvic Comercial S.A.	885.5		482.4		68.8	159.0	936.7		84.0	2,616.4	3,058.3	3,155.4
12 Atlas S.A., Exportadora	1,693.9		97.9			15.9	134.6		433.1	2,375.3	2,371.7	1,741.8
13 Geofrut S.A.	1,857.6		99.1			317.7			68.3	2,342.6	2,436.1	2,152.4
14 Los Lirios S.A., Exportadora	355.4	721.6	625.7	9.7	59.3	54.9	99.7	137.2	189.2	2,252.6	1,905.8	1,338.0
15 7 Stars S.A.	1,704.1					34.9			83.9	1,822.9		
16 Lafrut Exportaciones Agropecuarias Ltda.	1,171.8		43.8				20.7		467.4	1,703.7	1,319.8	944.0
17 Corporación Frutícola Chilena S.A. (Corfrut)	1,291.2				46.6	89.7	166.8			1,594.2	1,867.9	1,641.4
18 Agua Santa, Exportadora (Greentree)	669.3		52.3		23.0	513.8				1,258.3	1,448.9	1,319.1
19 Isabel Valenzuela R.	1,025.6								136.6	1,162.2	1,471.7	1,425.2
20 Scramble Ltda., Ases e Inv.	920.9	58.8		102.9	21.2	46.1	11.5			1,161.4		
21 Cerro Poqui Ltda., Exportadora	794.8		6.9			255.7	57.6		38.0	1,153.1	1,155.6	1,163.3
22 MSM S.A.	1,141.5									1,141.5	3,486.1	1,306.3
23 Ines Escobar y Cía Ltda	764.2	76.2				96.0	203.6			1,140.0	575.5	115.6
24 Aconcagua Ltda, Exportadora (Aconex)	751.8		137.9			14.2	39.7		132.2	1,075.9	1,298.5	164.8
25 Trinidad Exports S.A.	21.9	409.2	119.1	41.2				77.6	333.5	1,002.4	1,396.7	1,447.6
26 Frutasol Chile S.A., Exportadora	437.6		344.9						72.3	854.9	1,270.7	818.8
27 TyT Export S.A.	689.3	21.6		55.2			70.3			836.4	951.4	704.4
28 Verfrut S.A., Sociedad Exportadora	676.9						108.3			785.2	1,883.6	
29 Troncoso Moreno, Johnny	645.8					15.3			114.9	776.0	629.9	677.5
30 San Ricardo Ltda	695.7					53.4				749.1	659.9	405.4
31 Frutexport S.A.	263.3		22.1		92.3	77.7	22.3		203.4	681.2	758.4	642.9
32 Alcalde S.A.	525.4		94.5				48.3			668.2	1,105.9	1,751.0
33 Chilexpo Frut Ltda., Soc. Agr.	576.3				22.1				41.9	640.4	177.4	189.8
34 Polar Fruit International S.A.	555.5		11.5	11.6		44.2				622.9	750.4	792.1
35 Soc. Agric. Comercial Ltda, (Agricom)					110.3				493.4	603.8	528.8	365.1
36 AMS Family S.A., Comercial	238.9	51.6	217.5			17.3	1.2		7.2	533.6	949.6	362.9
37 Lontue S.A., Dist. de Frutas (Lonfrut)	226.9		299.5							526.5	682.4	572.4
38 Golden Fruits Ltda. Exportadora	464.0		2.4		57.8		1.3			525.6	173.0	
39 Agrisouth Estates Chile S.A.		65.5		393.1	6.5				52.8	517.9	970.4	326.2
40 Prize Ltda., Exportadora	32.2							454.2		486.4	327.0	166.4
41 C y D Internacional S.A.	477.2									477.2	396.3	173.9
42 San Clemente S.A., Exp.		134.4						44.8	271.2	450.4		
43 Triofrut Ltda., Exportadora	406.7			2.2	18.1				8.6	435.6	260.0	420.0
44 Patricio Negrete Ltda., Soc. Exp.	431.4									431.4	420.3	34.3
45 Comexport Ltda.	383.4					20.7				404.2		32.9
46 Soc Zanelli Ltda.	402.1									402.1	82.3	
47 RC Ltda., Comerc.B	332.9						58.8			391.7		
48 Agrícola y Frutícola La Esperanza S.A			21.9			322.6			41.5	385.9	507.2	
49 Fresh Land Chile S.A.	156.6	5.1	111.6	30.8		14.4			42.6	361.0	321.5	234.8
50 San Esteban Ltda., Exp.		354.9								354.9		
51 Rueda Ltda., Exportadora	149.1		123.3	20.3			39.1			331.8	556.5	137.9
52 Southern Fruit, Exportadora	132.0				45.4				152.5	329.8	1,448.7	
53 Agrícola Gloria Chile	310.1	7.3							1.7	319.1	45.4	
54 El Olam Ltda.	228.6			36.4					46.7	311.7		
55 Jaime Soler S.A., Agroindustrial	262.3						29.0			291.3	352.4	184.8
56 Beatriz A. Aliaga Caceres	240.2					8.1				248.3	156.9	11.6
57 Convallis S.A, Exportadora	201.0					46.1				247.1	138.2	285.7
58 Cont. Del Sur	245.2									245.2		
59 South Fruits Chile S.A.	62.5	86.1		34.0				7.5	51.6	241.7	106.7	
60 Kalía Ltda.	238.2									238.2		
OTHERS	3,111.9	128.9	209.0	65.8	39.6	126.4	43.5		284.6	4,009.8	8,217.2	17,749
<b>TOTAL SEASON 2008/2009</b>	<b>63,361</b>	<b>16,479</b>	<b>9,725.7</b>	<b>6,933.7</b>	<b>5,235.0</b>	<b>5,178.5</b>	<b>3,857.2</b>	<b>2,709.0</b>	<b>9,456.8</b>	<b>122,936</b>		
TOTAL SEASON 2007/2008	63,005	16,345	13,605	7,340.1	1,725.9	7,292.1	4,210.4	1,654.1	11,410		126,588	
TOTAL SEASON 2006/2007	63,039	9,814.3	8,484.5	5,755.1	1,273.4	6,041.2	5,077.7	1,037.4	11,196			111,718

## Main Pears Importers

Season 2008/2009 (Thousand cases)

	CONSIGNEE	MMT	PACKHAM S TRIUMPH	ABATE FETEL	COSCIA	BEURRE BOSC	NOT DEFINED	FORELLE	SUMMER BARTLETT	D' ANJOU	OTHERS	TOTAL			
												2008-09	2007-08	2006-07	
1	Kiwi Uno S.p.A.	EUR	5.3	484.9	25.2							515.4	330.3	146.8	
2	Fruttital Distribuzione S.R.L.	EUR	3.3	118.0	266.9	6.1	39.0	12.4				445.7	423.2	257.4	
3	De Groot International B.V.	EUR	188.4	2.4		36.6				6.5	54.5	288.4	255.3	161.9	
4	Maffco S.P.A.	EUR		115.1	102.4		7.4	12.2				237.0	185.7	109.7	
5	OGL Food Trade GmbH	EUR	82.6	64.1		18.6	3.2	2.5		12.2	27.2	210.4	160.2	155.3	
6	Veveci Fruit B.V.	EUR	20.1	123.9			5.5	43.9				193.3			
7	Alimentos Frisa	LAT	183.2						1.9		4.6	189.8	173.4	149.4	
8	Indigo Fruit SAS	EUR	49.7	29.7			13.7	1.1			74.1	168.3	123.8	69.5	
9	Imporfénix Ltda.	LAT	130.8			0.1	7.8		19.6	0.6	5.9	164.8	113.6	143.0	
10	Del Monte Fresh Produce B.V.	EUR	84.2	21.6	20.9	5.6				8.2	20.1	160.6	131.2	104.8	
11	Jac Vandenberg, Inc.	NAM	46.2			39.9			8.6		57.9	152.5	113.4	96.8	
12	Fruchthansa GmbH	EUR	63.9	55.0				28.2			4.8	151.9	165.8	121.6	
13	Agricola Gloria Due S.R.L.	EUR	43.0	52.6	12.7	24.0		4.5	2.9	3.6	6.7	149.9	125.0	124.1	
14	Sife S.P.A.	EUR	21.1	93.7	3.8			5.0			25.2	148.8	114.7	90.6	
15	Fruticola Comercial Panamericana S.A.	LAT	96.8			0.3			32.5		1.5	131.1	134.3	119.9	
16	SFI Rotterdam B.V.	EUR	72.4	27.6			7.1	12.3	0.10	1.4	7.5	128.4	142.7	154.6	
17	MFL Munster Fruit Logistics GmbH	EUR	11.3	101.9				14.0				127.2			
18	Cobana Fruchtring GmbH & Co	EUR	59.7	23.7				40.2				123.5	95.9	69.7	
19	Sierra Produce	NAM	56.4			39.3	1.3		20.9	0.7		118.6	111.3	99.3	
20	Nico de Jong B.V.	EUR	53.7	40.4			2.5	13.2			8.2	117.9	177.4	128.9	
21	Basesurcorp S.A.	LAT	66.6			7.4	17.9		12.8	6.5	2.7	113.9	135.8	140.9	
22	Wal-Mart Stores, Inc.	NAM	79.1			24.2					1.4	104.8	48.0		
23	Capespan	EUR	28.7	47.6				23.0	0.1	0.2		99.7	89.6	14.1	
24	Dole Deutschland GmbH	EUR	93.0			4.3						97.4			
25	Bengard Marketing	NAM	25.8			21.6	17.2		28.0		3.6	96.2	167.2	152.2	
26	Frutera Don Marcos Frudonmar S.A.	LAT	26.5		42.6	6.3		2.4	1.4	1.6	14.8	95.6	80.6	102.6	
27	Nufri Sat	EUR	26.6		61.8							88.4	133.6	107.5	
28	Fresh Fruits Company Ltd.	MID	12.8		13.6					61.3		87.8	52.4	39.8	
29	Frutera del Litoral Cia. Ltda.	LAT	57.3		1.6	8.7	12.9		2.6	4.3		87.4	112.2	88.8	
30	Citronas B.V.	EUR	35.7	35.4			2.1	10.7				83.8	434.9	335.9	
31	Salvi - Unacoa S.P.A.	EUR	6.5	70.3		4.9						81.7	54.7	20.8	
32	Frutas E. Sánchez S.L.	EUR	28.0	0.4			1.1				51.0	80.5	75.9	62.7	
33	To Order	EUR	64.9	2.0	0.4	8.7	2.1				0.3	78.2	59.1	40.5	
34	Spreafico Francesco e F.lli SPA	EUR	13.8	18.7	8.7	0.5	17.9	6.8		3.1	8.2	77.7	66.1	32.3	
35	To Order	LAT	62.8			1.4	7.2		1.3	3.6	0.6	76.9	59.1	40.5	
36	Fruticola de Colombia S.A.	LAT	62.7						11.5			74.2	87.4	69.1	
37	Aartsenfruit Breda B.V.	EUR	20.6	6.6			21.9			4.5	17.3	70.8	6.1	3.2	
38	Olympic Fruit B.V.	EUR	37.9	4.7			2.4	5.0	6.4	13.6		70.0	25.6	6.2	
39	Nevskaya Co.	EUR		65.9								65.9			
40	Gino Anello L.& C.Snc	EUR	12.7	26.1	9.4			2.5			10.9	61.6	48.7	36.8	
41	The Oppenheimer Group	NAM	20.7			18.7	1.3		10.9		6.9	58.6	97.0	96.8	
42	Eurofrugt A / S	EUR	42.0		6.5				0.6	4.5		53.6	24.5	39.6	
43	Atlas Vegetable & Fruits Co LL	MID		0.8	35.8		6.1			10.4		53.1	22.7		
44	Dole Food España S.A.	EUR	35.4								17.6	52.9	34.1	14.4	
45	Mohammed A. Sharbatly Co. Ltd	MID			52.1							52.1	122.4	50.8	
46	Stanley Orchards Sales, Inc.	NAM	13.0			38.0			0.8			51.9	67.3	60.4	
47	Jeicy Fruit S.A.	LAT	41.3				1.3		6.5		2.5	51.5	52.4	49.6	
48	Com. de Frutas Finas Tarahumara S.A.	LAT	8.8			39.8	1.3					49.9	7.7	7.7	
49	Bargosa S.A.	EUR	15.0		32.6			2.1				49.7	37.7	40.9	
50	Edeka Fruchtkontor GmbH	EUR	10.0	33.1			6.2					49.3	33.8	15.6	
51	Coo. Gran Frutta Zani	EUR	19.5	9.1	8.3	2.6	1.6			3.3	4.2	48.6	31.0	35.5	
52	Jacques Mayol S.A.	EUR	6.7				8.4	13.6		3.1	16.4	48.1	26.7	26.7	
53	Univeg Katope France	EUR	12.1	16.8			16.7				1.8	47.4	18.3	23.4	
54	Honey Fruit	LAT	43.5				1.4		2.4			47.2	30.7	17.3	
55	Giumarra Bros Fruit Co., Inc.	NAM	11.4			10.1			8.1		16.9	46.5	97.9	98.6	
56	Peque S A C	LAT	46.3						0.2			46.5	40.7	36.5	
57	Jokofruit B.V.	EUR	26.3	10.0				2.5			4.3	43.0	32.6		
58	Frutera Del Litoral Colombia	LAT	35.7				2.6		4.2		0.3	42.7			
59	Vidinter C.A.	LAT	41.4		0.5						0.1	42.0	49.8	87.9	
60	Andrés Báez González S.A.	EUR	13.3	0.6							27.5	41.4	62.9	30.3	
	OTHERS		1,329.1	194.3	218.4	198.8	148.4	55.3	106.3	143.4	210.5	2,604.6	3,492.4	3,323.4	
	<b>TOTAL SEASON 2008/2009</b>		<b>3,800.9</b>	<b>1,897.1</b>	<b>921.9</b>	<b>566.6</b>	<b>385.1</b>	<b>313.1</b>	<b>290.8</b>	<b>287.9</b>	<b>717.9</b>	<b>9,181.1</b>			
	TOTAL SEASON 2007/2008		3,764.4	1,858.8	916.9	775.2	127.8	199.1	407.6	293.5	853.4		9,196.7		
	TOTAL SEASON 2006/2007		3,760.3	1,052.0	688.1	487.8	77.7	107.6	335.9	352.1	791.1				7,652.5

## Main Pears Importers Season 2008/2009 (Tons)

CONSIGNEE	MKT	PACKHAM S TRIUMPH	ABATE FETEL	BEURRE BOSC	COSCIA	NOT DEFINED	SUMMER BARTLETT	D' ANJOU	FORELLE	OTHERS	TOTAL		
											2008-09	2007-08	2006-07
1 De Groot International B.V.	EUR	2,898.9	21.6	556.3				105.8		827.5	4,410.0	3,900.7	2,522.9
2 Fruttital Distribuzione S.R.L.	EUR	55.7	1,157.6	72.9	1,793.3	381.2			77.2		3,537.8	3,343.4	2,479.5
3 Kiwi Uno S.p.A.	EUR	34.1	3,248.1		201.9						3,484.1	2,412.4	1,356.6
4 Alimentos Frisa	LAT	3,334.8					34.9			83.9	3,453.6	3,155.8	2,718.6
5 Imporfénix Ltda.	LAT	2,355.7		2.6		141.1	352.2	8.6		106.6	2,966.9	2,050.3	2,546.9
6 Jac Vandenberg, Inc.	NAM	830.9		696.7			155.5			946.3	2,629.4	1,865.9	1,551.1
7 OGL Food Trade GmbH	EUR	1,194.2	416.8	269.3		57.6		170.7	16.3	394.5	2,519.3	1,744.4	1,873.5
8 Fruticola Comercial Panamericana S.A.	LAT	1,748.9		4.6			586.4			26.5	2,366.4	2,422.0	2,152.7
9 Del Monte Fresh Produce B.V.	EUR	1,338.5	216.1	72.0	126.9			122.9		267.9	2,144.2	1,915.4	1,542.9
10 Sierra Produce	NAM	1,016.5		701.7		23.0	375.5	12.7			2,129.4	2,012.6	1,784.8
11 Basesurcorp S.A.	LAT	1,208.5		130.0		322.5	233.0	116.6		48.7	2,059.3	2,421.2	2,518.2
12 Vevici Fruit B.V.	EUR	271.9	1,184.8			54.6			464.7		1,975.9		
13 Maffco S.P.A .	EUR		952.9		836.9	59.4			107.2		1,956.5	1,637.6	971.2
14 Agricola Gloria Due S.R.L.	EUR	750.4	525.3	361.7	67.0		14.4	45.9	44.8	109.6	1,919.1	1,559.6	1,630.4
15 Indigo Fruit SAS	EUR	745.4	235.8			126.1			9.7	744.3	1,861.3	1,319.0	861.1
16 Fruchthansa GmbH	EUR	934.7	543.7						338.7	39.2	1,856.3	1,927.7	1,594.1
17 Bengard Marketing	NAM	465.0		386.5		308.7	504.3			66.4	1,731.0	3,214.2	2,742.0
18 SFI Rotterdam B.V.	EUR	1,081.4	263.7			70.6	1.8	26.1	108.8	104.1	1,656.3	1,732.1	1,967.0
19 Frutera del Litoral Cia. Ltda.	LAT	1,032.4		156.7	20.3	232.7	46.6	80.8			1,569.5	1,934.6	1,601.5
20 Sife S.P.A.	EUR	261.7	909.6		20.9				32.5	281.6	1,506.4	1,142.0	881.3
21 Dole Deutschland GmbH	EUR	1,408.6		64.8							1,473.4		
22 Nico de Jong B.V.	EUR	804.7	386.0			16.3			113.4	122.3	1,442.6	2,356.7	1,674.9
23 Cobana Fruchtring GmbH & Co	EUR	906.5	202.8						259.0		1,368.2	1,091.1	798.5
24 Frutera Don Marcos Frudonmar S.A.	LAT	477.3		114.1	428.1		25.3	29.0	23.5	266.1	1,363.5	1,210.3	1,607.1
25 Fruticola de Colombia S.A.	LAT	1,141.5					209.7				1,351.2	1,589.9	1,257.4
26 To Order	EUR	1,114.4	19.6	155.4	1.8	43.0				4.6	1,338.8	2,220.5	725.9
27 Wal-Mart Stores, Inc.	NAM	989.9		302.8						17.8	1,310.5	600.0	
28 To Order	LAT	1,126.8		24.5		58.1	24.4	64.3		11.1	1,309.2	2,220.5	725.9
29 Capespan	EUR	426.5	476.0				1.9	3.6	265.4		1,173.4	999.3	151.3
30 MFL Munster Fruit Logistics GmbH	EUR	149.6	857.1						103.6		1,110.3		
31 Citronas B.V.	EUR	527.4	346.3			19.6			122.3		1,015.5	4,440.5	3,881.2
32 Olympic Fruit B.V.	EUR	568.8	47.0			16.5	96.0	203.6	32.5		964.4	354.4	93.1
33 Aartsenfruit Breda B.V.	EUR	298.4	66.0			286.4		44.8		245.2	940.8	92.2	47.3
34 The Oppenheimer Group	NAM	353.4		271.3		23.0	196.8			95.5	940.0	1,632.9	1,563.7
35 Stanley Orchards Sales, Inc.	NAM	234.9		685.1			14.2				934.1	1,193.7	1,039.1
36 Jeicy Fruit S.A.	LAT	743.8				22.7	117.2			45.9	929.5	945.4	893.6
37 Com. de Frutas Finas Tarahumara S.A.	LAT	160.7		724.5		24.3					909.6	139.8	139.0
38 Salvi - Unacoa S.P.A.	EUR	116.6	703.2	88.1							907.9	601.9	267.9
39 Nufri Sat	EUR	408.2			475.4						883.6	1,628.0	1,014.9
40 Spreafico Francesco e F.lli SPA	EUR	247.8	187.2	9.8	64.1	185.7		29.4	40.8	111.4	876.1	731.6	372.6
41 Fresh Fruits Company Ltd.	MID	143.2			122.6			609.2			875.1	530.6	389.6
42 Honey Fruit	LAT	782.7				24.5	42.9				850.1	549.9	309.9
43 Peque S A C	LAT	833.0					4.0				837.0	732.9	657.6
44 Giumarra Bros Fruit Co., Inc.	NAM	205.1		182.3			146.8			291.0	825.2	1,765.6	1,671.6
45 Frutas E. Sánchez S.L.	EUR	414.8	2.4			5.8				369.1	792.2	788.9	673.4
46 Frutera Del Litoral Colombia	LAT	640.9				46.1	76.5			4.5	767.9		
47 Eurofrugt A / S	EUR	629.8			60.0		9.6	67.2			766.6	342.6	576.2
48 Vidinter C.A.	LAT	745.7			4.0					2.2	751.8	894.2	1,573.2
49 Almacenes Éxito S.A.	LAT	745.5									745.5	256.0	138.5
50 Frigorífico Ordaz S.A. (Friosa)	LAT	632.0						110.4			742.4	1,493.4	432.7
51 Dole Food España S.A.	EUR	545.2								186.9	732.1	493.6	209.5
52 Co. Gran Frutta Zani	EUR	350.8	151.2	46.1	43.1	21.2		59.9		53.9	726.1	468.0	501.2
53 Gino Anello L.& C.Snc	EUR	181.2	347.2		51.6				16.3	123.6	719.8	535.6	361.3
54 Oregon Foods S.A.C.	LAT	505.8		20.6		138.2					664.6	679.8	432.2
55 Nevskaya Co.	EUR		658.6								658.6		
56 Maxifrutas Ltda.	LAT	518.8					116.2				635.0	597.9	552.9
57 Sbrocco International, Inc.	NAM			613.1						16.3	629.3	1,031.1	1,075.3
58 Univeg Katope France	EUR	182.6	133.6			267.2				27.0	610.3	287.4	361.6
59 Vigomez S.A.	LAT	403.1				138.2	46.6				587.9	711.6	655.3
60 Globus Group	EUR	250.0	39.2	153.7	10.6		23.3			106.4	583.3	101.6	
OTHERS		20,930	2,179.1	2,858.8	2,625.3	2,120.8	1,722.4	2,034.0	532.3	3,308.8	38,312	48,568	49,597
<b>TOTAL SEASON 2008/2009</b>		<b>63,361</b>	<b>16,479</b>	<b>9,725.7</b>	<b>6,933.7</b>	<b>5,235.0</b>	<b>5,178.5</b>	<b>3,857.2</b>	<b>2,709.0</b>	<b>9,456.8</b>	<b>122,936</b>		
TOTAL SEASON 2007/2008		63,005	16,345	13,605	7,340.1	1,725.9	7,292.1	4,210.4	1,654.1	11,410		126,588	
TOTAL SEASON 2006/2007		63,039	9,814.3	8,484.5	5,755.1	1,273.4	6,041.2	5,077.7	1,037.4	11,196			111,718

## Main Pears Varieties by Destination Market

Season 2008/2009 (Thousand cases)

VARIETY	NORTH AMERICA			EUROPE				LATIN AMERICA	FAR EAST	MIDDLE EAST	TOTAL			
	EAST	WEST	TOTAL	CONT	UK	RUS	TOTAL				2008-09	2007-08	2006-07	
1 PACKHAM S TRIUMPH	105.1	185.4	290.5	1,644.8	34.7	98.3	1,777.7	1,694.3	25.6	12.8	3,800.9	3,764.4	3,760.3	
2 ABATE FETEL	2.6		2.6	1,790.4			84.3	1,874.7	2.7	0.9	1,897.1	1,858.8	1,052.0	
3 COSCIA				650.0			1.0	651.0	62.7	0.1	208.0	921.9	916.9	688.1
4 BEURRE BOSC	208.9	121.5	330.4	117.4			18.6	136.0	99.8	0.4		566.6	775.2	487.8
5 NOT DEFINED	33.4	18.2	51.6	218.2	0.2			218.4	77.7	4.5	32.8	385.1	127.8	77.7
6 FORELLE	18.1		18.1	280.3	9.4			289.7	2.6		2.7	313.1	199.1	107.6
7 SUMMER BARTLETT	76.0	57.2	133.2	13.9			10.2	24.2	133.4			290.8	407.6	335.9
8 D ANJOU	0.5	0.5	1.0	96.8			7.7	104.5	65.0	2.2	115.1	287.9	293.5	352.1
9 RED BARTLETT	9.2		9.2	171.6			6.3	177.8	0.2			187.3	209.3	163.9
10 GOLDEN BOSC	91.7	22.6	114.3						13.3			127.5	147.1	197.2
11 DU COMICE	1.4	16.4	17.7	97.1				97.1				114.8	123.4	106.5
12 ERCOLINI				80.6				80.6	0.2			80.9	76.3	52.5
13 WINTER NELIS								40.0				40.0	42.8	66.8
14 RED WILLIAMS	0.1		0.1	30.5				30.5	0.2			30.8	39.3	40.7
15 BEURRE D ANJOU				22.2				22.2	4.6			26.9	101.0	48.7
16 DOYENNE DU COMICE				24.0				24.0				24.0	24.4	9.2
17 WILLIAMS				12.5			0.8	13.3	9.7			23.0	3.7	19.5
18 FAVORITA DE CLAPP									15.9			15.9	17.2	4.4
19 RED D ANJOU				9.5				9.5	0.4			9.8	13.1	13.2
20 KAISER				9.8				9.8				9.8	6.1	2.7
21 RED SENSATION				2.8			5.2	8.0				8.0	20.4	26.4
22 WINTER BARTLETT	3.3		3.3									3.3	4.2	2.6
23 DORADO									2.8			2.8		
24 SPRING BARTLETT				2.4				2.4				2.4	2.4	0.04
25 CRIMSON GEM COMICE							2.3	2.3				2.3	12.3	9.3
26 WINTER BOSC							2.1	2.1				2.1		
27 BARTLETT							2.0	2.0				2.0		3.4
28 CONFERENCE				1.8				1.8				1.8		
29 EARLY BARTLETT							0.3	0.3	1.3			1.5	1.0	
30 ROYAL SUMMER BART.									0.9			0.9	6.7	7.5
OTHERS													2.7	16.6
<b>TOTAL SEASON 2008/2009</b>	<b>550.4</b>	<b>421.7</b>	<b>972.2</b>	<b>5,276.6</b>	<b>44.3</b>	<b>239.1</b>	<b>5,560.0</b>	<b>2,227.7</b>	<b>33.6</b>	<b>387.6</b>	<b>9,181.1</b>			
TOTAL SEASON 2007/2008	769.1	447.1	1,216.2	4,942.6	22.9	274.0	5,239.5	2,234.4	37.9	468.6		9,196.7		
TOTAL SEASON 2006/2007	707.5	450.6	1,158.1	3,662.8	34.1	150.0	3,846.9	2,202.3	55.4	389.9				7,652.5

## Main Pears Varieties by Destination Market

Season 2008/2009 (Tons)

VARIETY	NORTH AMERICA			EUROPE				LATIN AMERICA	FAR EAST	MIDDLE EAST	TOTAL		
	EAST	WEST	TOTAL	CONT	UK	RUS	TOTAL				2008-09	2007-08	2006-07
1 PACKHAM S TRIUMPH	1,891.9	2,888.2	4,780.1	25,019	575.9	1,777.5	27,372	30,579	486.6	143.2	63,361	63,005	63,039
2 ABATE FETEL	17.1		17.1	15,422		842.8	16,265	25.7	9.0	161.8	16,479	16,345	9,814.3
3 BEURRE BOSCO	3,725.1	1,978.8	5,703.9	1,774.9		438.3	2,213.3	1,802.2	6.3		9,725.7	13,605	8,484.5
4 COSCIA				4,519.2		10.6	4,529.8	631.3	1.0	1,771.6	6,933.7	7,340.1	5,755.1
5 NOT DEFINED	601.3	328.4	929.7	2,581.6	3.5		2,585.1	1,332.2	45.0	343.0	5,235.0	1,725.9	1,273.4
6 SUMMER BARTLETT	1,368.9	1,029.9	2,398.8	189.1		184.1	373.2	2,406.5			5,178.5	7,292.1	6,041.2
7 D ANJOU	9.6	9.2	18.9	1,368.2		138.2	1,506.4	1,166.0	22.1	1,143.9	3,857.2	4,210.4	5,077.7
8 FORELLE	121.0		121.0	2,465.5	75.1		2,540.6	25.8		21.7	2,709.0	1,654.1	1,037.4
9 RED BARTLETT	93.8		93.8	2,400.3		111.6	2,511.9	3.5			2,609.1	2,919.0	2,375.9
10 GOLDEN BOSCO	1,629.2	370.4	1,999.6					239.3			2,238.9	2,611.4	3,430.8
11 DU COMICE	11.1	134.7	145.8	840.7			840.7				986.5	1,067.5	910.5
12 WINTER NELIS								742.7			742.7	793.2	1,238.4
13 ERCOLINI				475.4			475.4	1.9			477.3	501.6	335.4
14 RED WILLIAMS	2.3		2.3	433.8			433.8	3.5			439.6	579.1	553.0
15 BEURRE D ANJOU				337.3			337.3	83.9			421.2	1,251.1	607.2
16 WILLIAMS				195.3		14.1	209.4	176.0			385.4	68.4	348.9
17 FAVORITA DE CLAPP								250.6			250.6	310.6	81.9
18 DOYENNE DU COMICE				195.8			195.8				195.8	200.3	82.5
19 KAISER				146.4			146.4				146.4	95.8	48.4
20 RED D ANJOU				128.2			128.2	6.8			135.0	191.4	199.1
21 RED SENSATION				30.2		94.5	124.7				124.7	301.8	391.8
22 WINTER BARTLETT	59.9		59.9								59.9	76.0	46.1
23 DORADO								50.8			50.8		
24 CRIMSON GEM COMICE						41.9	41.9				41.9	221.9	126.7
25 WINTER BOSCO						38.0	38.0				38.0		
26 BARTLETT						36.3	36.3				36.3		34.8
27 EARLY BARTLETT						4.6	4.6	23.0			27.6	17.3	
28 SPRING BARTLETT				21.6			21.6				21.6	43.8	0.8
29 ROYAL SUMMER BART.								15.8			15.8	121.1	133.7
30 CONFERENCE				11.4			11.4				11.4		
OTHERS							-0.001					39.0	249.9
<b>TOTAL SEASON 2008/2009</b>	<b>9,531.2</b>	<b>6,739.6</b>	<b>16,271</b>	<b>58,556</b>	<b>654.5</b>	<b>3,732.6</b>	<b>62,943</b>	<b>39,567</b>	<b>569.9</b>	<b>3,585.1</b>	<b>122,936</b>		
TOTAL SEASON 2007/2008	13,217	7,900.9	21,118	55,892	284.2	4,335.7	60,512	39,701	680.7	4,576.8		126,588	
TOTAL SEASON 2006/2007	12,154	7,712.8	19,867	44,907	432.3	2,614.2	47,954	39,255	992.4	3,650.4			111,718

## Main Nashi Exporters

Season 2008/2009 (Thousand cases)

EXPORTER	HOSUI	SHINKO	SHINSEKI O 10 CENT.	NOT DEFINED	NIJISSEKI O SIGLO XX	GOLDEN	KOSUI	SHINSUI	TOTAL		
									2008-09	2007-08	2006-07
1 Casabindo Ltda, Exportadora Agrícola	53.5	49.5	45.2	3.6	14.5				166.3	174.1	193.4
2 Agricamex Ltda	19.9	58.5	31.5						109.8	157.5	150.1
3 David del Curto S.A.	29.8	31.4	2.7		1.1	10.7			75.8	176.6	174.8
4 Geofrut S.A.	25.9	2.0	9.8	1.1	14.8		7.7		61.3	10.5	9.7
5 Aconcagua Ltda, Exportadora (Aconex)	1.7	50.2							51.8	91.7	72.4
6 Verfrut S.A., Sociedad Exportadora	25.2	19.0							44.2	64.5	
7 Greenvic Comercial S.A.	22.0	8.1	0.4		0.5				31.0	55.4	32.4
8 Tempo Fruit S.A.	8.8	18.1				1.2			28.2		
9 Copefrut S.A.	6.0			21.2					27.3	17.0	16.5
10 Dole Chile S.A.	20.6								20.6	29.4	28.9
11 Meyer Ltda., Exportaciones	17.4	3.1							20.5	13.9	18.0
12 Exportadora Campofrut Ltda.	12.5	5.2						1.0	18.7	5.1	34.7
13 Soc. Agric. Comercial Ltda, (Agricom)	7.1	7.0							14.1	7.0	6.7
14 Exportadora Frutam Ltda.	7.7	4.7							12.4	24.7	11.8
15 Vital Berry Marketing S.A.	3.0			8.2					11.2		
16 Comercial Fruticola S.A.				5.0					5.0	10.0	5.0
17 Triofruit Ltda., Exportadora	4.0	0.8							4.8	0.4	
18 Río Blanco Ltda, Exportadora	3.2								3.2		
19 Unifrutti Traders Ltda.				2.6					2.6	38.7	40.4
20 Polar Fruit International S.A.	2.0	0.1		0.1					2.3	1.6	3.5
21 Agrícola Gloria Chile	0.4	1.6							2.0		
22 7 Stars S.A.	0.9			0.4					1.3		
23 Golden Fruits Ltda. Exportadora	0.09	0.3			0.08				0.5		
24 Frucentro S.A.		0.2							0.2		
25 South Fruits Chile S.A.	0.1								0.1	1.1	
OTHERS										339.6	519.3
<b>TOTAL SEASON 2008/2009</b>	<b>271.8</b>	<b>259.9</b>	<b>89.4</b>	<b>42.3</b>	<b>31.0</b>	<b>12.0</b>	<b>7.7</b>	<b>1.0</b>	<b>715.1</b>		
TOTAL SEASON 2007/2008	546.9	403.7	178.1	26.3	42.9	13.6	6.6	0.9		1,218.9	
TOTAL SEASON 2006/2007	548.7	474.3	137.8	28.1	98.7	9.0	19.2	1.2			1,317.5

## Main Nashi Exporters

### Season 2008/2009 (Tons)

EXPORTER	HOSUI	SHINKO	SHINSEKI O 10 CENT.	NOT DEFIN ED	NIJISSEKI O SIGLO XX	GOLDEN	KOSUI	SHINSUI	TOTAL		
									2008-09	2007-08	2006-07
1 Casabindo Ltda, Exportadora Agrícola	222.4	237.1	179.8	14.5	57.9				711.6	855.3	833.6
2 Agricamex .Ltda	79.5	234.9	125.8						440.2	695.7	654.5
3 David del Curto S.A.	142.9	130.1	10.8		4.5	43.0			331.2	820.0	865.6
4 Geofrut S.A.	122.1	11.2	42.4	4.5	65.0		37.8		283.1	47.8	38.6
5 Verfrut S.A., Sociedad Exportadora	139.2	131.0							270.2	281.1	
6 Greenvic Comercial S.A.	129.1	53.0	2.3		4.3				188.7	314.0	214.5
7 Meyer Ltda., Exportaciones	130.5	25.1							155.6	110.8	143.8
8 Dole Chile S.A.	143.5								143.5	202.8	240.8
9 Exportadora Campofrut Ltda.	85.8	34.2						7.0	127.1	29.3	212.7
10 Copefrut S.A.	31.6			95.4					127.0	102.5	88.5
11 Tempo Fruit S.A.	35.2	72.5				4.9			112.6		
12 Aconcaqua Ltda, Exportadora (Aconex)	3.3	108.5							111.8	203.1	140.9
13 Exportadora Frutam Ltda.	62.2	36.9							99.2	187.3	85.7
14 Vital Berry Marketing S.A.	12.2			32.8					45.0		
15 Soc. Agric. Comercial Ltda, (Agricom)	21.3	20.9							42.2	21.0	20.1
16 Triofrut Ltda., Exportadora	18.4	6.7							25.1	2.9	
17 Comercial Fruticola S.A.				19.9					19.9	48.9	21.5
18 Polar Fruit International S.A.	10.5	0.9		0.9					12.3	8.8	23.9
19 7 Stars S.A.	8.0			4.0					12.0		
20 Unifrutti Traders Ltda.				10.2					10.2	154.0	234.8
21 Agrícola Gloria Chile	1.5	6.9							8.4		
22 Río Blanco Ltda, Exportadora	7.4								7.4		
23 Golden Fruits Ltda. Exportadora	0.7	2.3			0.6				3.7		
24 South Fruits Chile S.A.	1.0								1.0	9.0	
25 Frucentro S.A.		0.6							0.6		
OTHERS										1,431.3	2,246.1
<b>TOTAL SEASON 2008/2009</b>	<b>1,408.2</b>	<b>1,113.0</b>	<b>361.1</b>	<b>182.2</b>	<b>132.3</b>	<b>47.9</b>	<b>37.8</b>	<b>7.0</b>	<b>3,289.7</b>		
TOTAL SEASON 2007/2008	2,581.3	1,826.3	700.2	122.6	190.2	81.3	18.2	5.5		5,525.6	
TOTAL SEASON 2006/2007	2,676.2	2,064.7	511.9	141.7	508.0	69.3	85.4	6.1			6,065.7



## Main Nashi Importers

Season 2008/2009 (Thousand cases)

	CONSIGNEE	MKT	HOSUI	SHINKO	SHINSEIKI O 10 CENT.	NOT DEFINED	NJIJSSEIKI O SIGLO XX	GOLDEN	KOSUI	SHINSUI	TOTAL			
											2008-09	2007-08	2006-07	
1	The Oppenheimer Group	NAM	31.3	47.6	49.1	1.1	15.8		3.5		148.4	86.4	57.7	
2	Ballantine Produce Co., Inc.	NAM	5.4	45.2	13.3		0.2				64.1	77.2	84.6	
3	Aconex RT USA	NAM	1.7	48.4							50.1	87.5		
4	Bengard Marketing	NAM	10.3	32.5	0.9			1.2			45.0	57.8	67.6	
5	Jac Vandenberg, Inc.	NAM	13.8	15.4	2.2	6.7	1.8		2.4		42.4	49.8	46.5	
6	Frank Donio Inc.	NAM	16.3	3.8	8.2		5.6				34.0			
7	Imp. de Frutas La Violetera Ltda.	LAT	19.6	11.7							31.2	22.6	15.6	
8	Arbola Produce, Inc.	NAM	17.9		5.0	3.6					26.5		37.4	
9	New World Fruit Traders B.V.	EUR	6.0			11.7					17.8	10.8	12.6	
10	Trinity Fruit Sales Co.	NAM	8.8		2.5		4.5		1.8		17.6	17.5		
11	Benassi São Paulo Importação e Exp.	LAT	13.2	1.0							14.2	6.9	13.5	
12	Rio Vista Limitada	NAM	10.0	0.3				3.1			13.4	2.0	23.6	
13	Giumarra Bros Fruit Co., Inc.	NAM	2.4	1.7		1.5		7.4			12.9	40.4	16.7	
14	To Order	NAM	1.9	7.5	1.8						11.2	1.5	25.6	
15	Almacenes Éxito S.A.	LAT	8.7	1.5						0.6	10.8	0.2		
16	LGS Specialty Sales Ltd	NAM	5.3	5.3							10.6			
17	Fresh Fruit Logistic Inc.	NAM	7.1	3.4							10.5	7.0	3.0	
18	Frutas E. Sánchez S.L.	EUR	7.1	2.6			0.1				9.8	6.0	5.0	
19	Fruttital Distribuzione S.R.L.	EUR				9.5					9.5	10.8	9.4	
20	Imporfénix Ltda.	LAT	5.8	3.6							9.4	15.3	9.8	
21	TL Imports	NAM	6.0	3.1	0.3						9.4	47.5	40.1	
22	Silvestrín Frutas Ltda.	LAT	7.4	3.7	0	0	0	0	0	0.4	11.5	8.9	7.9	
23	Global Fruit Marketing, Inc.	NAM	3.9	3.9							7.8			
24	Com. de Frutas Finas Tarahumara	LAT	7.6								7.6	4.3	11.1	
25	Fresh Taste Produce Ltd.	NAM	3.7		3.6						7.4	11.9	14.5	
26	Luis Vicente S.A.	EUR	5.1	1.6							6.7	2.5		
27	Dayka & Hackett LLC	NAM	6.1								6.1	11.8		
28	Agricola Gloria Due S.R.L.	EUR	4.0	1.6							5.6			
29	Fruticola Comercial Panamericana S.A.	LAT	1.1	4.3							5.4	11.6	2.2	
30	Miveh Jahani Pars	MID			1.4	2.6	1.1				5.1	3.0	8.5	
31	LordMayor S.A. de C.V.	LAT	4.5								4.5			
32	Putruele Hnos.S.A.A.I.C.	LAT	2.6	1.8							4.4	4.6	4.4	
33	Kopke Jr.Inc. , William H.	NAM	3.1	0.3							3.4	21.1		
34	Nature"s Pride B.V.	EUR				3.3					3.3	2.0	1.7	
35	DNE World Fruit Sales	NAM	3.2								3.2			
36	Royal Van Namen B.V.	EUR	1.0		0.9		1.3				3.2			
37	Frutería Vidaurri S.A.C.V. (Guatemala)	LAT	2.9	0.2							3.1	3.0	3.9	
38	Othil Import.De Frutas Ltda.	LAT		2.9							2.9			
39	Vidimport S.A.	LAT	2.2								2.2	8.0	9.9	
40	Import de Frutas S.A. de C.V.	LAT	1.2	0.9							2.2	1.3	2.0	
41	Andrés Báez González S.A.	EUR	2.1								2.1	2.2	2.9	
42	Grupo Dispersa, S.A.	LAT	0.9	0.8							1.7	1.7	2.3	
43	Spreafico Francesco e F.lli SPA	EUR				1.6					1.6	3.8	6.7	
44	Sunny Valley Int., Inc.	NAM	1.5								1.5		4.7	
45	Irmaos Benassi Prod. Dist. Agric.	LAT	0.8	0.6							1.3	0.2	0.2	
46	Alimentos Frisa	LAT	0.9			0.4					1.3	2.0	1.9	
47	Frutas Vicente Betancourt, S.L.	EUR	1.3								1.3	1.0	0.6	
48	Umai Comercio Import.E Export.	LAT	0.2	0.5	0.1		0.4				1.2			
49	Henrique Fiel Lourenco, Ltda.	EUR	0.4	0.8							1.2	1.1	1.4	
50	Fruta Internacional S.A.	LAT	0.7								0.7	1.1	0.8	
51	Dekalb Farmers Market	NAM	0.3	0.3							0.7			
52	Fruvetsa, Frutas, Vegetales y Transp.	LAT	0.6								0.6	1.2	1.2	
53	Transmariner S.A.	LAT	0.2	0.2							0.5	0.2	0.3	
54	Mafalda S.A.	LAT	0.4								0.4		0.2	
55	Hortifruiti Honduras	LAT	0.3								0.3			
56	Import. de Frutas de Honduras S.R.L.	LAT	0.3								0.3		0.8	
57	Irmacos Muffato & Cia.Ltda.	LAT		0.3							0.3			
58	Fresh Garden S.A.	LAT	0.3								0.3			
59	Basesurcorp S.A.	LAT	0.3								0.3	0.2	1.3	
OTHERS			2.0	0.6		0.1	0.08	0.3			3.1	562.8	757.3	
<b>TOTAL SEASON 2008/2009</b>			<b>271.8</b>	<b>259.9</b>	<b>89.4</b>	<b>42.3</b>	<b>31.0</b>	<b>12.0</b>	<b>7.7</b>	<b>1.0</b>	<b>715.1</b>			
TOTAL SEASON 2007/2008			546.9	403.7	178.1	26.3	42.9	13.6	6.6	0.9		1,218.9		
TOTAL SEASON 2006/2007			548.7	474.3	137.8	28.1	98.7	9.0	19.2	1.2			1,317.5	

## Main Nashi Importers

Season 2008/2009 (Tons)

	CONSIGNEE	MKT	HOSUI	SHINKO	SHINSEKI O 10 CENT.	NOT DEFINED	NIJISSEKI O SIGLO XX	GOLDEN	KOSUI	SHINSUI	TOTAL			
											2008-09	2007-08	2006-07	
1	The Oppenheimer Group	NAM	131.9	207.2	196.3	4.5	63.9		14.1		617.9	377.2	231.7	
2	Ballantine Produce Co., Inc.	NAM	23.0	204.1	52.5		0.8				280.4	313.1	346.3	
3	Imp. de Frutas La Violetera Ltda.	LAT	114.2	82.4							196.6	113.3	111.5	
4	Bengard Marketing	NAM	48.8	134.3	3.7			4.9			191.8	290.6	351.8	
5	Jac Vandenberg, Inc.	NAM	55.2	61.3	9.0	26.7	7.3		9.5		169.1	199.1	216.1	
6	Frank Donio Inc.	NAM	65.3	15.2	32.9		22.5				135.9			
7	Arbola Produce, Inc.	NAM	71.5		20.0	14.5					106.0		149.6	
8	Benassi São Paulo Importação e Exp.	LAT	97.4	8.1							105.4	55.4	107.6	
9	Aconex RT USA	NAM	3.3	94.4							97.7	170.6		
10	Almacenes Éxito S.A.	LAT	69.4	12.0						4.8	86.2	1.9		
11	New World Fruit Traders B.V.	EUR	31.6			51.9					83.5	74.3	72.0	
12	Trinity Fruit Sales Co.	NAM	35.1		10.0		17.9		14.2		77.2	85.3		
13	Imporfénix Ltda.	LAT	46.1	29.1							75.1	101.1	78.7	
14	Frutas E. Sánchez S.L.	EUR	41.4	16.2			1.0				58.6	29.6	34.0	
15	Rio Vista Limitada	NAM	40.8	1.3				12.4			54.5	7.8	96.9	
16	Com. de Frutas Finas Tarahumara	LAT	53.7								53.7	38.8	93.9	
17	TL Imports	NAM	30.6	20.0	1.4						52.0	259.9	195.7	
18	Giumarra Bros Fruit Co., Inc.	NAM	9.5	6.6		6.1		29.4			51.6	161.7	82.7	
19	To Order	NAM	7.7	30.0	7.2						44.8	137.9	98.8	
20	Fruttital Distribuzione S.R.L.	EUR				43.5					43.5	45.4	39.4	
21	Fruticola Comercial Panamericana S.A.	LAT	9.0	34.0							43.0	77.9	17.9	
22	LGS Specialty Sales Ltd	NAM	21.1	21.1							42.2			
23	Silvestrin Frutas Ltda.	LAT	45.0	22.2	0	0	0	0	0	2.2	69.5	49.0	56.0	
24	LordMayor S.A. de C.V.	LAT	40.3								40.3			
25	Putruele Hnos.S.A.A.I.C.	LAT	20.8	14.1							34.9	26.8	24.8	
26	Fresh Fruit Logistic Inc.	NAM	21.3	10.1							31.4	21.0	9.1	
27	Global Fruit Marketing, Inc.	NAM	15.6	15.5							31.1			
28	Fresh Taste Produce Ltd.	NAM	15.0		14.6						29.6	47.6	57.9	
29	Dayka & Hackett LLC	NAM	27.4								27.4	54.5		
30	Luis Vicente S.A.	EUR	20.4	6.4							26.8	10.0		
31	Royal Van Namen B.V.	EUR	8.3		6.8		10.4				25.5			
32	Agrícola Gloria Due S.R.L.	EUR	17.0	6.9							23.9			
33	Frutería Vidaurri S.A.C.V. (Guatemala)	LAT	22.8	1.0							23.8	24.6	32.0	
34	Miveh Jahani Pars	MID			5.8	10.2	4.5				20.5	12.2	33.9	
35	Vidimport S.A.	LAT	20.2								20.2	67.1	76.2	
36	O thil Import.De Frutas Ltda.	LAT		19.2							19.2			
37	Andrés Báez González S.A.	EUR	19.2								19.2	20.2	26.2	
38	Import de Frutas S.A. de C.V.	LAT	9.9	7.4							17.3	10.4	17.3	
39	Grupo Dispersa, S.A.	LAT	7.4	6.5							14.0	13.3	17.9	
40	Kopke Jr.Inc. , William H.	NAM	12.4	1.2							13.6	84.6		
41	Nature's Pride B.V.	EUR				13.4					13.4	7.9	8.0	
42	Alimentos Frisa	LAT	8.0			4.0					12.0	18.1	15.7	
43	Irmaos Benassi Prod. Dist. Agric.	LAT	6.3	4.5							10.8	1.7	1.7	
44	Umai Comercio Import.E Export.	LAT	1.7	4.2	0.8		3.3				10.0			
45	Henrique Fiel Lourenco, Ltda.	EUR	2.9	6.7							9.6	8.6	11.5	
46	DNE World Fruit Sales	NAM	7.4								7.4			
47	Spreafico Francesco e F.lli SPA	EUR				6.5					6.5	15.2	27.0	
48	Sunny Valley Int., Inc.	NAM	6.1								6.1		18.9	
49	Fruta Internacional S.A.	LAT	5.5								5.5	8.6	6.7	
50	Frutas Vicente Betancourt, S.L.	EUR	5.3								5.3	4.1	2.6	
51	Fruvetsa, Frutas, Vegetales y Transp.	LAT	4.5								4.5	8.3	11.0	
52	Transmariner S.A.	LAT	1.9	1.9							3.7	1.9	2.0	
53	Mafalda S.A.	LAT	2.9								2.9		2.0	
54	Hortifruiti Honduras	LAT	2.8								2.8			
55	Import. de Frutas de Honduras S.R.L.	LAT	2.8								2.8		6.9	
56	Irmacos Muffato & Cia.Ltda.	LAT		2.7							2.7			
57	Basesurcorp S.A.	LAT	2.7								2.7	1.8	11.5	
58	Dekalb Farmers Market	NAM	1.3	1.3							2.6			
59	Distribuidora Greacla C.A.	LAT	2.0								2.0	2.0	4.0	
OTHERS			15.3	3.9		0.9	0.6	1.2			21.9	2,465.1	3,260.1	
<b>TOTAL SEASON 2008/2009</b>			<b>1,408.2</b>	<b>1,113.0</b>	<b>361.1</b>	<b>182.2</b>	<b>132.3</b>	<b>47.9</b>	<b>37.8</b>	<b>7.0</b>	<b>3,289.7</b>			
TOTAL SEASON 2007/2008			2,581.3	1,826.3	700.2	122.6	190.2	81.3	18.2	5.5		5,525.6		
TOTAL SEASON 2006/2007			2,676.2	2,064.7	511.9	141.7	508.0	69.3	85.4	6.1				6,065.7

## Main Nashi Varieties by Destination Market

Season 2008/2009 (Thousand cases)

VARIETY	NORTH AMERICA			EUROPE				LATIN AMERICA	FAR EAST	MIDDLE EAST	TOTAL		
	EAST	WEST	TOTAL	CONT	UK	RUS	TOTAL				2008-09	2007-08	2006-07
1 HOSUI	89.7	70.3	160.0	27.2			27.2	84.6			271.8	546.9	548.7
2 SHINKO	105.7	112.9	218.6	6.9			6.9	34.4			259.9	403.7	474.3
3 SHINSEIKI O TENTH CENT	48.1	38.9	87.0	0.9			0.9	0.1		1.4	89.4	178.1	137.8
4 NOT DEFINED	9.3	3.6	12.9	26.2			26.2	0.6		2.6	42.3	26.3	28.1
5 NIJISSEIKI O SIGLO XX	15.6	12.4	28.0	1.4			1.4	0.5		1.1	31.0	42.9	98.7
6 GOLDEN	7.6	4.3	12.0								12.0	13.6	9.0
7 KOSUI	5.9	1.8	7.7								7.7	6.6	19.2
8 SHINSUI								1.0			1.0	0.9	1.2
OTHERS													0.6
<b>TOTAL SEASON 2008/2009</b>	<b>281.9</b>	<b>244.3</b>	<b>526.2</b>	<b>62.6</b>			<b>62.6</b>	<b>121.2</b>		<b>5.1</b>	<b>715.1</b>		
TOTAL SEASON 2007/2008	420.7	591.3	1,012.0	65.0			65.0	118.6	15.6	7.5		1,218.9	
TOTAL SEASON 2006/2007	383.3	706.5	1,089.9	70.0	2.5		72.6	132.5	14.1	8.5			1,317.5

## Main Nashi Varieties by Destination Market

Season 2008/2009 (Tons)

VARIETY	NORTH AMERICA			EUROPE				LATIN AMERICA	FAR EAST	MIDDLE EAST	TOTAL		
	EAST	WEST	TOTAL	CONT	UK	RUS	TOTAL				2008-09	2007-08	2006-07
1 HOSUI	356.4	293.6	650.0	146.6			146.6	611.6			1,408.2	2,581.3	2,676.2
2 SHINKO	330.7	492.9	823.7	38.0			38.0	251.4			1,113.0	1,826.3	2,064.7
3 SHINSEIKI O TENTH CENT	192.8	154.9	347.7	6.8			6.8	0.8		5.8	361.1	700.2	511.9
4 NOT DEFINED	37.3	14.5	51.7	115.3			115.3	4.9		10.2	182.2	122.6	141.7
5 NIJISSEIKI O SIGLO XX	63.1	49.5	112.5	11.3			11.3	4.0		4.5	132.3	190.2	508.0
6 GOLDEN	30.6	17.3	47.9								47.9	81.3	69.3
7 KOSUI	23.6	14.2	37.8								37.8	18.2	85.4
8 SHINSUI								7.0			7.0	5.5	6.1
OTHERS													2.4
<b>TOTAL SEASON 2008/2009</b>	<b>1,034.5</b>	<b>1,036.9</b>	<b>2,071.4</b>	<b>318.1</b>			<b>318.1</b>	<b>879.7</b>		<b>20.5</b>	<b>3,289.7</b>		
TOTAL SEASON 2007/2008	1,605.8	2,607.9	4,213.7	355.5			355.5	810.4	98.0	48.1		5,525.6	
TOTAL SEASON 2006/2007	1,472.6	3,063.1	4,535.7	343.6	13.6		357.2	1,037.4	101.5	33.9			6,065.7

## Main Nectarines Exporters

Season 2008/2009 (Thousand cases)

EXPORTER	AUGUST	ARTIC	NOT	VENUS	RUBY	SUMMER	RED	RED GLEND	OTHERS	TOTAL		
	RED	SNOW	DEFINED		DIAMOND	BRIGHT	DIAMOND			2008-09	2007-08	2006-07
1 C y D Internacional S.A.	31.2	43.6	74.7		15.1	15.9	0.4	7.4	510.0	698.2	692.4	567.1
2 Greenic Comercial S.A.	90.0	56.3	52.1	33.2	24.5	40.3	34.0	26.8	241.6	598.9	725.8	506.8
3 Gestión de Exportación Frutícola S.A.(Gesex)	65.4	32.4	19.2	50.9	50.9	38.4	3.1	2.6	292.4	555.4	597.7	510.0
4 David del Curto S.A.	136.9	14.0	6.5	30.1	27.3	18.0	42.9	51.7	181.6	509.0	603.2	543.5
5 San Francisco Lo Garces Ltda., Sociedad	39.5	100.9	18.2	3.4	18.9	3.5	4.4	36.4	132.5	357.8	252.5	301.0
6 Del Monte Fresh Produce (Chile) S.A.	54.2	7.1	0.001	23.9	9.7	15.1	8.5	7.4	157.8	283.7	258.3	256.5
7 Aconcagua Ltda, Exportadora (Aconex)	33.1	30.4	19.7	33.1	1.0	9.2	10.5	0.6	142.1	279.8	312.1	188.1
8 Geofrut S.A.	66.1	24.1	22.9	52.0	27.2	2.8	9.6	6.9	56.6	268.3	269.4	229.9
9 Copefrut S.A.		2.4	245.4							247.8	221.3	191.9
10 Dole Chile S.A.	12.5	6.1	28.6	2.5	14.4		36.3		130.8	231.2	268.4	332.9
11 Delifruit S.A	11.9	42.6	9.8	11.6	10.2	3.5	3.0	3.1	129.0	224.8	355.3	265.5
12 Unifrutti Traders Ltda.	56.1	4.6	7.5	115.9	7.0	3.8	1.3	2.6	20.9	219.7	235.6	250.3
13 Agua Santa, Exportadora (Greentree)	27.5	21.0		10.7		0.4		18.5	135.5	213.6	198.7	202.7
14 Novafrux S.A.	28.9	17.9	2.1	4.2	12.5		13.3		128.2	207.1		
15 Verfrut S.A., Sociedad Exportadora	24.5		20.3	3.5			28.2		83.5	159.9	272.2	
16 Agrícola Los Mayos Ltda.	6.8	14.7	11.5		0.9		0.1		118.9	152.8	222.0	132.9
17 Frucentro S.A.	4.0	14.8	10.2	29.0	19.4	13.5	5.6		52.9	149.5	146.4	140.0
18 Magna Trading S.A., Exportadora	26.8			35.3	23.0	0.06	1.6		38.9	125.7	126.3	
19 Terrafrut S.A	13.6	37.9			11.4	3.9		2.4	53.1	122.3	71.1	75.6
20 Exportadora Frutam Ltda.	6.3	1.1	5.2	6.8	15.0	4.3	8.0	1.8	72.3	120.8	136.0	84.6
21 Rucaray S.A., Exportadora y Servicios	30.7	24.7	7.1	19.3	12.3		9.1		9.7	113.0	140.1	257.0
22 Scramble Ltda., Ases e Inv.	22.7	13.1	3.9	0.1	7.6	11.9		6.2	31.0	96.5		
23 Araucaria Exportaciones S.A.	10.2	35.1	1.6	4.3		13.5	2.4	1.8	23.1	92.0	70.0	
24 Southern Fruit, Exportadora		14.9	4.3						63.1	82.4	70.7	
25 Alfonso Eyzaguirre y Cia. Ltda, Comercial	14.6				18.5	3.8		6.5	35.0	78.4	85.9	72.9
26 Soc. Agric. Comercial Ltda, (Agricom)	4.1		2.8	13.8	22.5	16.1			18.6	77.9	75.2	51.0
27 Sapel Ltda, Exportadora	24.9	3.7	3.5	14.1	8.2	8.7		3.6	9.6	76.4	72.5	70.7
28 Gedesa Exportaciones S.A			1.4		12.3				45.0	58.7	54.8	72.4
29 Frutamerica S.A., Exp.	10.8		8.5	1.1	2.0		0.3	3.7	31.6	58.0	93.5	74.5
30 Fresh Export Ltda.		14.7	0.3						39.8	54.9	49.1	75.6
31 Prize Ltda., Exportadora	1.4	2.2		12.2		7.1		2.2	28.8	54.0	6.6	2.1
32 Chilfresh Ltda., Servicios	0.2	12.7	5.2						27.2	45.3	1.4	
33 Triofrut Ltda., Exportadora	10.8	7.4	0.6	9.2			1.2		13.1	42.3	19.7	35.3
34 Tempo Fruit S.A.			1.5		1.2	0.9	0.8		36.0	40.4	21.5	
35 Compañía Frutera del Norte S.A (CFN)	16.0					7.4			12.6	36.0	34.6	23.6
36 Polar Fruit International S.A.	4.9	1.1	4.2	4.9	1.9	1.9	0.4	0.6	14.2	34.1	26.0	26.9
37 Montolín S.A., Agrícola e Inmobiliaria							7.6		21.6	29.2	30.5	21.3
38 Los Lirios S.A., Exportadora		2.4					2.7		22.6	27.6	46.5	30.6
39 Soc.Agrícola Y Com.Greenagro	7.8	4.6	5.0			2.2			5.0	24.6	19.0	
40 Corporación Frutícola Chilena S.A. (Corfrut)			2.8			1.8	6.9		12.9	24.3	47.2	47.7
41 La Higuera S.A.									22.5	22.5	18.7	29.7
42 Convalis S.A, Exportadora	4.1		0.3		3.3				14.8	22.5	19.7	8.8
43 Córpora Agrícola S.A.	21.0									21.0	17.1	13.0
44 Prima Agrotrading S.A.	1.6		0.9	2.4	0.2	1.4	0.8	2.7	10.5	20.5	19.2	28.7
45 Orion Pacific Internacional, Inc.			2.6						17.9	20.5	38.0	
46 Atlas S.A., Exportadora	3.8			2.9				2.1	9.0	17.8	42.0	37.3
47 Noble Fruit S.A.	15.7									15.7		
48 TyT Export S.A.	4.7		1.6	5.0	0.9	0.6		2.0		14.8	47.3	5.3
49 Meyer Ltda., Exportaciones	2.4	7.3	0.09	1.0		0.09	0.006		3.8	14.7	8.7	21.0
50 Queulat Export S.A.	2.6	5.3							5.8	13.7		
51 Planet S.A, Exportadora	0.1	4.6		0.1	0.003	0.5	0.1		7.1	12.6	13.3	11.0
52 San Clemente S.A., Exp.	1.9		0.1	2.0	3.1	0.5	0.2	1.1	2.8	11.6		
53 Exp Sudterra Frut S.A.									11.0	11.0	5.3	
54 Fantuzzi Villasante Ltda. (Exportal)		10.9								10.9	9.2	
55 Mario Gutierrez				1.5					8.4	9.9	5.9	15.3
56 Frutexport S.A.	3.7	4.6								8.4	12.5	18.7
57 More Fruits Ltda.			5.8		0.6				1.9	8.2		
58 San Ricardo Ltda	4.0	0.4				0.7			2.7	7.8	2.7	
59 Ecoaustral Ltda.	2.5					4.1			1.1	7.7	23.4	
60 Golden Fruits Ltda. Exportadora			0.09	1.7				0.04	5.5	7.4		
OTHERS	16.7	14.7	8.3	4.4	3.6	7.1	11.5	0.3	56.7	123.3	502.9	1,228.6
<b>TOTAL SEASON 2008/2009</b>	<b>979.5</b>	<b>656.2</b>	<b>626.5</b>	<b>546.3</b>	<b>386.5</b>	<b>263.1</b>	<b>254.7</b>	<b>201.1</b>	<b>3,360.7</b>	<b>7,274.5</b>		
TOTAL SEASON 2007/2008	1,090.7	741.5	411.6	701.6	491.3	296.5	209.4	174.8	3,597.8		7,715.3	
TOTAL SEASON 2006/2007	911.0	623.6	366.5	546.6	463.3	293.5	251.6	161.7	3,440.7			7,058.5

## Main Nectarines Exporters

Season 2008/2009 (Tons)

EXPORTER	AUGUST	ARTIC	NOT	VENUS	RUBY	RED	SUMMER	RED GLEND	OTHERS	TOTAL		
	RED	SNOW	DEFINED		DIAMOND	DIAMOND	BRIGHT			2008-09	2007-08	2006-07
1 C y D Internacional S.A.	237.1	381.6	587.8		121.7	2.9	115.1	49.6	4,158.4	5,654.1	5,329.0	4,444.8
2 Greenvic Comercial S.A.	723.9	426.1	368.6	252.9	180.8	237.8	286.6	203.8	1,821.2	4,501.7	5,446.5	3,821.1
3 David del Curto S.A.	1,032.3	116.6	39.9	225.9	207.5	362.7	124.5	399.8	1,420.8	3,929.9	4,746.9	4,311.3
4 Gestión de Exportación Frutícola S.A.(Gesex)	481.5	224.6	137.3	403.8	321.0	21.8	251.3	16.1	2,004.2	3,861.6	4,127.3	3,491.5
5 San Francisco Lo Garces Ltda., Sociedad	321.8	911.4	135.4	34.5	166.2	37.3	29.6	308.4	1,130.5	3,075.2	2,082.4	2,578.3
6 Aconagua Ltda, Exportadora (Aconex)	340.6	272.8	180.8	316.5	10.2	106.0	96.2	7.4	1,382.0	2,712.6	3,103.5	1,838.3
7 Del Monte Fresh Produce (Chile) S.A.	455.8	61.3	0.01	204.1	87.6	61.7	141.4	63.9	1,304.8	2,380.6	2,062.3	2,229.9
8 Geofrut S.A.	487.5	198.6	195.4	379.4	215.3	79.8	23.9	66.4	466.8	2,113.2	2,163.6	1,822.7
9 Dole Chile S.A.	102.5	53.0	228.3	18.4	122.8	286.0			1,094.0	1,905.1	2,208.1	2,784.6
10 Copefrut S.A.		22.3	1,838.7							1,861.1	1,571.1	1,494.8
11 Delifruit S.A	94.8	365.8	79.7	97.3	81.2	23.1	27.9	24.2	1,053.5	1,847.5	2,714.4	2,142.8
12 Unifrutti Traders Ltda.	409.9	36.9	58.7	904.6	58.7	10.4	32.5	22.6	190.3	1,724.5	2,081.0	2,056.4
13 Agua Santa, Exportadora (Greentree)	186.6	171.4		77.2			3.7	152.8	1,117.7	1,709.4	1,608.1	1,661.0
14 Novafrux S.A.	212.3	158.6	17.0	36.0	97.7	95.3			988.7	1,605.7		
15 Verfrut S.A., Sociedad Exportadora	217.1		157.0	29.1		216.5			642.1	1,261.8	1,978.3	
16 Agricola Los Mayos Ltda.	44.3	131.0	68.3		9.8	0.9			874.1	1,128.5	1,508.5	903.5
17 Exportadora Frutam Ltda.	56.6	10.1	46.8	65.4	116.4	72.1	38.5	15.9	657.9	1,079.8	1,253.0	847.1
18 Terrafrut S.A	111.6	339.5			95.6		28.4	19.6	473.9	1,068.6	618.6	659.6
19 Magna Trading S.A., Exportadora	213.3			279.2	174.6	12.8	0.5		309.5	989.9	990.1	
20 Frucentro S.A.	32.3	121.9	49.9	153.5	123.6	37.0	85.3		362.4	965.8	925.4	914.3
21 Rucaray S.A., Exportadora y Servicios	250.1	213.9	62.7	150.9	89.5	66.2			83.5	916.8	1,026.9	1,892.6
22 Araucaria Exportaciones S.A.	72.6	287.7	8.1	34.6		18.6	93.6	12.7	182.3	710.3	565.0	
23 Scramble Ltda., Ases e Inv.	145.3	102.2	30.6	1.0	61.7		80.3	37.6	213.9	672.4		
24 Soc. Agric. Comercial Ltda, (Agricom)	36.3		24.8	113.7	167.0		120.5		156.8	619.1	612.4	411.4
25 Southern Fruit, Exportadora		96.2	35.5						484.6	616.3	569.1	
26 Sapel Ltda, Exportadora	198.9	29.8	27.9	111.2	65.3		69.8	28.5	78.6	609.8	561.8	577.0
27 Alfonso Eyzaguirre y Cia. Ltda, Comercial	116.5				143.7		30.0	51.0	266.0	607.2	626.6	571.9
28 Frutamerica S.A, Exp.	89.0		64.1	9.5	18.3	2.9		25.8	261.4	470.9	771.2	606.9
29 Gedesa Exportaciones S.A			12.0		90.1				342.9	445.0	414.7	545.7
30 Prize Ltda., Exportadora	9.4	20.0		99.5			56.0	16.5	231.6	432.9	53.9	16.6
31 Fresh Export Ltda.		123.1	2.4						280.0	405.4	404.8	619.1
32 Chilfresh Ltda., Servicios	1.7	114.5	45.5						243.2	404.9	12.9	
33 Triofruit Ltda., Exportadora	76.6	66.7	5.8	67.8		9.9			99.0	325.6	153.8	233.2
34 Tempo Fruit S.A.			11.1		10.8	7.2	6.6		288.1	323.8	171.6	
35 Polar Fruit Internacional S.A.	44.2	9.6	38.2	43.8	15.9	3.2	17.5	5.8	127.6	305.8	235.3	252.9
36 Compañía Frutera del Norte S.A (CFN)	128.1						59.1		100.7	287.9	277.1	179.5
37 Prima Agrottrading S.A.	19.8		8.8	31.0	2.3	10.0	17.1	35.1	123.1	247.3	229.5	270.2
38 Los Lirios S.A., Exportadora		20.5							190.6	235.2	395.6	241.8
39 Montolín S.A., Agrícola e Inmobiliaria						54.8			151.8	206.6	228.8	159.7
40 Soc.Agricola Y Com.Greenagro	62.4	37.0	39.6				17.9		39.6	196.5	156.1	
41 Orion Pacific Internacional, Inc.			21.8						161.3	183.0	307.4	
42 Corporación Frutícola Chilena S.A. (Corfrut)			20.8			51.7	13.0		95.6	181.1	374.2	384.1
43 Convalis S.A, Exportadora	23.1		1.1		22.1				126.3	172.7	154.3	68.3
44 Córpora Agrícola S.A.	171.2									171.2	137.0	106.7
45 La Higuera S.A.									157.6	157.6	130.8	220.3
46 Atlas S.A., Exportadora	23.3			16.4				18.9	78.7	137.4	305.6	300.2
47 Meyer Ltda., Exportaciones	21.8	65.4	0.8	9.2		0.05	0.8		34.3	132.3	78.7	189.1
48 Noble Fruit S.A.	121.4									121.4		
49 Queulat Export S.A.	21.1	47.5							46.9	115.5		
50 TyT Export S.A.	26.8		11.8	45.1	8.0		5.0	17.9		114.7	423.9	47.4
51 Planet S.A, Exportadora	0.9	41.2		1.2	0.03	0.9	4.7		64.2	113.2	119.8	99.2
52 Fantuzzi Villasante Ltda. (Exportal)		98.3								98.3	82.4	
53 Mario Gutierrez				12.5					81.9	94.4	52.8	137.6
54 San Clemente S.A., Exp.	14.9		1.0	16.2	24.9	1.8	3.7	8.6	22.1	93.2		
55 Exp Sudterra Frut S.A.									77.0	77.0	41.0	
56 Frutexport S.A.	32.3	41.0								73.3	98.7	159.5
57 San Ricardo Ltda	35.8	4.2					6.5		24.4	70.8	26.0	
58 Golden Fruits Ltda. Exportadora			0.8	15.4				0.3	49.7	66.2		
59 More Fruits Ltda.			46.4		4.5				15.0	65.9		
60 Ecoaustral Ltda.	17.5						32.0		8.7	58.3	193.1	
OTHERS	144.9	139.3	64.2	26.8	25.1	100.4	54.8	1.6	492.7	1,049.8	4,047.5	9,627.9
<b>TOTAL SEASON 2008/2009</b>	<b>7,667.5</b>	<b>5,561.3</b>	<b>4,775.3</b>	<b>4,283.7</b>	<b>2,939.9</b>	<b>2,016.0</b>	<b>1,974.3</b>	<b>1,610.8</b>	<b>26,935</b>	<b>57,763</b>		
TOTAL SEASON 2007/2008	8,347.6	5,942.9	3,080.0	5,520.0	3,819.5	1,654.1	2,321.3	1,344.2	28,528		60,558	
TOTAL SEASON 2006/2007	7,170.5	5,154.0	2,750.6	4,298.3	3,482.5	1,934.5	2,296.1	1,291.5	27,543			55,921

## Main Nectarines Importers

Season 2008/2009 (Thousand cases)

CONSIGNEE	MKT	AUGUST RED	ARTIC SNOW	NOT DEFINED	VENUS	RUBY DIAMOND	SUMMER BRIGHT	RED DIAMOND	RED GLEND	OTHERS	TOTAL		
											2008-09	2007-08	2006-07
1 Kopke Jr.Inc. , William H.	NAM	67.0	9.6	21.1	23.8	23.5	8.3	10.4	9.1	170.2	343.0	360.6	288.3
2 Del Monte Fresh Produce	NAM	50.5	1.4		19.2	8.0	12.8	6.4	5.3	149.4	253.0	213.4	14.9
3 The Oppenheimer Group	NAM	49.1	10.0	24.0	24.3	13.0	1.0	9.8	1.2	107.7	240.0	238.8	276.3
4 Jac Vandenberg, Inc.	NAM	51.6	1.2	8.8	23.3	12.6	8.8	6.9	17.3	107.3	237.8	284.7	310.5
5 Wal-Mart Stores, Inc.	NAM	39.5	8.7	5.7	29.0	10.1	6.7	14.0	4.1	106.2	224.0	129.8	118.1
6 Sierra Produce	NAM	13.9	20.9	0.8	6.4		1.0	3.0	14.1	147.1	207.0	202.6	180.5
7 Loblaws Companies East Prod.	NAM	29.7	3.0	24.0	8.2	11.7	8.3	7.1	10.5	82.8	185.3	168.5	66.7
8 Kingsburg Orchards	NAM	3.5	6.6	23.7						120.7	154.4	256.5	235.9
9 Fruchthansa GmbH	EUR	28.7	15.5	1.0	7.9	21.6	11.1	3.6	6.5	54.5	150.6	106.5	148.1
10 F.P.D., Inc	NAM	22.0	1.4	20.5	2.7	1.8	6.5	5.4	0.9	77.2	138.4	213.4	159.4
11 Bengard Marketing	NAM	23.5	14.2	33.8	14.3	4.2	4.9	3.9	0.8	33.2	132.8	106.1	76.9
12 Hillfresh International B.V.	EUR	5.6	1.5	9.9	0.4	4.1	9.6	3.5	4.7	81.3	120.7	165.3	
13 Rio Vista Limitada	NAM	21.1	6.7	1.2	1.5	1.9	6.8	3.8	7.3	68.5	118.7	223.1	174.0
14 Capespan	EUR	21.2	2.6	1.6	17.0	10.1	8.4	2.1	3.2	42.7	108.9	86.0	87.1
15 Hage International B.V.	EUR	0.9		1.7	1.4	15.8	8.1	3.5	2.7	74.2	108.3	121.0	219.0
16 Unifrutti Of America, Inc.	NAM	16.2	3.7	2.7	6.2	4.0	4.1	2.5	1.9	62.4	103.7	104.2	109.0
17 Dor Lung Co. Ltd.	FAR		18.5	13.3	4.5					66.3	102.5	62.4	72.1
18 All Fresh Produce	NAM	17.4	3.0	0.2	1.4	18.1	5.6	1.7	9.5	41.4	98.3	99.1	111.6
19 Ballantine Produce Co., Inc.	NAM	11.3	1.3	4.1	8.4	10.5	8.0	5.5	8.3	38.4	95.8	85.8	2.4
20 Fullbloom Int'l Limited	FAR		13.9	7.6						63.7	85.2	38.7	39.1
21 Agricola Gloria Due S.R.L.	EUR	22.6	14.4	0.1	8.8	4.8	0.10	2.8	0.002	29.5	83.1	41.3	4.6
22 Chiquita Fresh North America	NAM	17.5	9.8	2.0	2.1	4.9	8.0	0.05	0.2	33.6	78.1	80.0	260.8
23 Direct Produce Supplies PCL	EUR	7.9		6.3	4.2	12.6	10.8	1.9	1.1	30.5	75.4	78.0	93.3
24 Fruticola Comercial Panamericana S.A.	LAT	1.8		2.3	2.2	13.7	2.4	5.5	0.3	42.2	70.4	88.3	50.8
25 Whole Green Trading Co., Ltd.	FAR		10.6	4.1						54.5	69.1	40.7	15.1
26 Giumarra Bros Fruit Co., Inc.	NAM	23.4	2.2	1.5	2.2	2.4	2.9	2.6		30.6	67.9	86.7	75.8
27 Andes River Marketing Services Corp.	NAM	10.8		42.9	0.4		2.6			10.4	67.1	52.8	44.3
28 Pro Fruit Marketing, Inc.	NAM	5.8	5.1	4.0	4.4	2.9	3.1	2.9	0.6	37.5	66.2	177.2	193.0
29 SFI Rotterdam B.V.	EUR	17.9	0.8	0.1	3.7	3.7	2.2	5.2	1.6	26.7	61.9	45.8	67.3
30 CMR Group	EUR	5.5	1.7	1.7	16.2	5.5	6.1		1.3	19.0	57.1	77.6	50.6
31 Contel Fresh, Inc.	NAM	9.7	4.9	16.9	3.3	2.1	0.6	3.1		15.0	55.5	42.2	57.5
32 Mack Multiples	EUR	3.2	3.0	5.2	4.2	9.3	2.9	1.5	0.7	24.2	54.4	67.1	52.9
33 De Groot International B.V.	EUR	2.3		8.2	1.2	1.4		9.6		26.0	48.8	62.7	45.8
34 Com. de Frutas Finas Tarahumara S.A.	LAT	9.0		5.4	4.4	0.7	0.9	6.2	2.0	19.1	47.8	27.3	24.6
35 Trinity Fruit Sales Co.	NAM	4.3		5.5	5.1	5.5	2.4	4.1	1.2	19.3	47.4	56.5	31.0
36 Wes Pak Sales, Inc.	NAM	8.1	3.8	2.1	1.5	3.1	0.7	1.5	5.6	18.9	45.3	56.4	77.6
37 Timerfruit B.V.	EUR	10.5	1.5			2.0		3.6		26.4	44.0	54.2	32.4
38 A. Gomez Ltd.	EUR	13.7	0.7	2.7	2.8	5.7	2.8	3.1	0.8	11.0	43.4	33.6	
39 Silvestrin Frutas Ltda.	LAT	1.6	14.6	0.9		1.9	1.8	0.9		21.3	43.0	27.7	23.7
40 Kingo Fruits Co., Ltd.	FAR		25.5	4.8				0.006		12.4	42.7	19.1	32.8
41 Dayka & Hackett LLC	NAM	3.1	0.8	6.1	0.8	1.7	0.2	0.5	0.5	27.2	41.0	56.0	17.2
42 Global Fruit Point GmbH	EUR		6.0	0.5	4.8	1.7	3.2	3.9	0.5	20.3	40.7	37.4	10.9
43 Caposud SARL	EUR		2.5	12.1	6.6	4.0	2.4	0.06		12.6	40.3	49.6	
44 Cultivar, S.A.	EUR	10.6		0.3	18.1	3.5		0.1	0.05	7.2	39.9	24.9	36.4
45 Companhia Brasileira de Distribuição	LAT	1.4	0.2	4.4	0.2	1.8		4.3		26.2	38.4	25.1	15.4
46 Luis Vicente S.A.	EUR	5.3	2.9	0.9	6.1	0.5	2.1	2.3	0.07	17.8	38.1	30.2	12.3
47 Dandrea Produce Inc.	NAM	7.1	1.9	3.6	0.8	0.7	0.4	2.2	1.2	19.8	37.6	5.7	
48 Miles Import	EUR	4.9	2.4	18.6						11.5	37.3	14.7	28.7
49 Pandol Bros, Inc.	NAM	6.6	4.3		15.2	1.4	0.003	1.1	0.05	8.5	37.2	49.6	19.2
50 Dole Fresh Fruit Co.	NAM	1.5	3.8	4.0	0.6	2.0		3.6		20.9	36.4	63.8	149.1
51 Vevici Fruit B.V.	EUR	4.1		2.3	28.4			0.4	0.2		35.4		
52 Fruitech Co., Ltd.	FAR		13.0	2.4						19.6	35.1	2.4	2.6
53 Primafruit	EUR	5.9	0.2	1.5	1.5	3.7	3.4	1.8	0.001	16.7	34.7	41.6	35.1
54 Frutas E. Sánchez S.L.	EUR	11.2		1.6	8.2	1.1	1.5	1.2	0.5	9.1	34.3	51.5	33.3
55 Van Dijk Foods Belgium N.V.	EUR	0.3	4.4	0.6	0.8	3.1	3.9	3.1	1.4	16.7	34.1	53.1	34.0
56 Crown Fruits Enterprise Co.	FAR		12.0	3.1						18.7	33.7	27.7	38.5
57 Evergalan Enterprise Co., Ltd.	FAR		19.8	2.0						11.8	33.6	4.8	
58 Fru-Veg Marketing, Inc.	NAM	2.4		6.2	2.7	4.0	2.1	1.2		13.7	32.4	26.1	15.2
59 Royal Island Co., Ltd.	FAR		19.5	6.9						5.3	31.7	20.1	
60 Z&S Distributing, Inc	NAM	5.8			2.7	3.8	1.0	2.3	0.5	15.4	31.5	23.3	19.6
OTHERS		262.5	320.3	227.6	182.2	101.6	74.3	79.6	73.2	859.3	2,180.6	2,632.1	2,683.0
<b>TOTAL SEASON 2008/2009</b>		<b>979.5</b>	<b>656.2</b>	<b>626.5</b>	<b>546.3</b>	<b>386.5</b>	<b>263.1</b>	<b>254.7</b>	<b>201.1</b>	<b>3,360.7</b>	<b>7,274.5</b>		
TOTAL SEASON 2007/2008		1,090.7	741.5	411.6	701.6	491.3	296.5	209.4	174.8	3,597.8		7,715.3	
TOTAL SEASON 2006/2007		911.0	623.6	366.5	546.6	463.3	293.5	251.6	161.7	3,440.7			7,058.5

## Main Nectarines Importers

### Season 2008/2009 (Tons)

	CONSIGNEE	MKT	AUGUST RED	ARTIC SNOW	NOT DEFINED	VEVUS	RUBY DIAMOND	RED DIAMOND	SUMMER BRIGHT	RED GLEND	OTHERS	TOTAL												
												2008-09	2007-08	2006-07										
1	Kopke Jr.Inc. , William H.	NAM	536.9	76.5	162.3	190.9	182.8	80.8	64.0	74.3	1,344.6	2,713.2	2,886.9	2,345.8										
2	Del Monte Fresh Produce	NAM	422.9	10.9		162.0	71.8	42.5	120.8	45.3	1,229.3	2,105.5	1,775.6	1,31.9										
3	Jac Vandenberg, Inc.	NAM	421.2	9.5	82.0	208.0	110.5	59.2	79.2	143.7	891.2	2,004.5	2,356.2	2,549.0										
4	Wal-Mart Stores, Inc.	NAM	365.0	68.6	55.3	276.5	88.3	121.7	56.9	42.1	895.1	1,969.6	1,093.0	1,190.5										
5	The Oppenheimer Group	NAM	386.9	83.6	188.0	203.0	100.0	74.5	8.3	9.4	815.4	1,869.2	1,880.4	2,137.1										
6	Sierra Produce	NAM	112.3	170.6	6.1	51.5		25.9	8.5	117.1	1,241.3	1,733.3	1,715.1	1,525.7										
7	Loblaws Companies East Prod.	NAM	229.2	19.5	176.3	63.5	93.5	56.8	66.6	83.3	647.5	1,436.1	1,341.8	530.2										
8	F.P.D. , Inc	NAM	223.7	14.1	175.5	33.0	16.1	62.3	70.9	9.0	764.1	1,368.6	2,153.5	1,546.0										
9	Kingsburg Orchards	NAM	27.8	54.6	167.3						1,008.2	1,257.9	2,058.7	1,951.3										
10	Bengard Marketing	NAM	186.4	112.3	264.9	114.7	33.9	31.4	39.0	6.1	263.2	1,051.9	842.1	611.0										
11	Dor Lung Co. Ltd.	FAR		167.6	119.4	40.3					596.4	923.7	561.9	649.2										
12	Rio Vista Limitada	NAM	165.1	48.0	9.2	11.4	13.8	28.9	54.1	55.3	520.5	906.4	1,746.4	1,353.4										
13	Unifrutti Of America, Inc.	NAM	133.9	29.2	21.5	58.4	33.4	19.7	32.7	19.8	521.0	869.6	841.3	876.1										
14	Fruchthansa GmbH	EUR	155.1	77.7	5.2	44.5	119.4	20.0	58.7	35.5	278.0	794.0	571.4	768.1										
15	Capespan	EUR	154.8	19.3	11.9	120.1	75.2	17.4	56.7	19.9	306.1	781.6	663.6	647.6										
16	All Fresh Produce	NAM	138.6	24.4	1.3	11.5	141.5	13.4	42.5	74.7	321.1	769.0	747.1	885.9										
17	Fullbloom Int'l Limited	FAR		125.1	68.0						573.4	766.5	348.0	351.6										
18	Ballantine Produce Co., Inc.	NAM	86.8	10.1	32.8	66.4	82.9	43.3	63.6	64.7	304.0	754.6	681.9	16.8										
19	Agricola Gloria Due S.R.L.	EUR	195.5	129.3	0.5	72.2	42.3	24.8	0.8	0.02	260.0	725.5	362.3	38.8										
20	Hillfresh International B.V.	EUR	34.0	8.2	57.9	2.3	25.5	19.3	55.8	27.8	492.1	722.7	957.1											
21	Fruticola Comercial Panamericana S.A.	LAT	15.9		21.0	24.0	104.9	49.4	21.7	2.7	386.7	626.5	822.2	533.3										
22	Whole Green Trading Co., Ltd.	FAR		95.7	36.5						490.0	622.3	366.4	135.7										
23	Chiquita Fresh North America	NAM	130.8	71.8	15.7	16.9	38.2	0.4	62.0	1.7	265.2	602.6	640.7	2,135.8										
24	Hage International B.V.	EUR	4.7		8.5	6.9	79.9	19.3	41.6	14.7	382.1	557.6	633.0	1,184.1										
25	Giumarra Bros Fruit Co., Inc.	NAM	192.2	19.1	11.9	17.7	19.2	20.8	23.2		250.0	554.2	690.5	609.4										
26	Pro Fruit Marketing, Inc.	NAM	45.9	40.1	30.3	34.8	23.8	23.2	24.9	4.6	305.1	532.7	1,431.5	1,647.2										
27	Andes River Marketing Services Corp.	NAM	87.0		334.2	3.3			20.4		76.4	521.3	414.8	340.2										
28	Direct Produce Supplies PCL	EUR	51.6		41.4	27.5	82.6	12.5	71.9	7.3	199.9	494.6	514.5	631.5										
29	Com. de Frutas Finas Tarahumara S.A.	LAT	81.0		49.0	39.6	6.6	55.8	8.5	17.7	182.1	440.2	245.0	223.2										
30	Pandol Bros, Inc.	NAM	79.5	34.6		218.9	13.3	9.1	0.04	0.7	80.7	436.8	667.5	262.4										
31	CMR Group	EUR	43.1	14.0	13.2	129.9	42.6		37.2	7.0	147.2	434.1	619.7	401.8										
32	Mack Multiples	EUR	24.8	22.9	36.1	29.4	78.0	13.2	20.8	6.7	197.3	429.3	407.6	341.3										
33	Contel Fresh, Inc.	NAM	65.2	39.2	134.9	15.6	12.0	25.1	2.3		112.7	407.0	261.4	304.7										
34	Wes Pak Sales, Inc.	NAM	65.1	33.8	17.4	16.2	27.7	12.0	5.6	50.4	164.0	392.1	470.6	649.1										
35	Silvestrin Frutas Ltda.	LAT	14.9	131.5	8.8		17.2	8.4	16.1		190.8	387.7	252.3	213.5										
36	Kingo Fruits Co., Ltd.	FAR		229.5	44.6			0.05			111.8	386.0	173.5	295.3										
37	Trinity Fruit Sales Co.	NAM	33.6		45.4	40.5	43.6	35.3	19.2	9.6	150.6	377.9	452.9	272.4										
38	A. Gomez Ltd.	EUR	117.6	6.5	23.4	22.8	48.6	28.0	24.2	7.1	96.3	374.4	269.4											
39	Companhia Brasileira de Distribuição	LAT	12.3	2.0	39.2	1.4	16.1	38.7			235.7	345.3	225.3	138.5										
40	De Groot International B.V.	EUR	18.2		57.3	8.1	11.0	57.0			172.8	324.4	453.9	326.1										
41	Dayka & Hackett LLC	NAM	23.5	6.2	47.0	5.9	13.1	4.0	1.4	3.9	214.4	319.4	435.3	133.8										
42	SFI Rotterdam B.V.	EUR	93.9	4.2	0.6	19.7	18.5	25.8	11.0	7.8	133.7	315.4	233.3	343.0										
43	Fruitech Co., Ltd.	FAR		117.4	19.2						176.8	313.4	21.6	23.0										
44	Crown Fruits Enterprise Co.	FAR		108.0	27.5						168.1	303.6	249.6	347.7										
45	Evergalan Enterprise Co., Ltd.	FAR		178.6	17.8						105.9	302.3	43.2											
46	Dole Fresh Fruit Co.	NAM	11.6	34.5	32.1	4.6	16.2	30.1			169.4	298.4	517.2	1,206.3										
47	Luis Vicente S.A.	EUR	42.2	23.3	5.1	47.5	3.7	18.8	15.6	0.5	140.3	297.0	236.5	98.3										
48	Dandrea Produce Inc.	NAM	52.9	13.5	28.5	6.6	4.8	17.7	3.0	8.7	158.7	294.4	42.1											
49	Royal Island Co., Ltd.	FAR		175.4	61.1						47.8	284.2	181.0											
50	Primafruit	EUR	50.6	1.4	11.4	13.7	33.1	16.1	27.8	0.009	128.8	282.9	281.0	238.3										
51	Team Produce, Inc.	NAM	40.4		9.4	44.2	2.3	10.0	17.1	35.1	123.3	281.8	394.9	260.8										
52	LordMayor S.A. de C.V.	LAT	75.6		2.8	35.4			10.1	24.4	132.2	280.5												
53	Pomina Enterprise Co., Ltd.	FAR		116.0	26.3						132.6	274.9	169.8	154.4										
54	Five Diamond Cold Storage Inc.	NAM	43.9	168.7	3.0			2.0			54.3	271.9	79.8											
55	Frutas E. Sánchez S.L.	EUR	89.3		12.5	63.4	8.8	9.2	11.6	3.7	72.2	270.7	401.2	245.6										
56	International Produce Ltd.	EUR	38.2	11.8	34.3	11.6	23.5		15.5		127.5	262.4	329.5	271.1										
57	Fru-Veg Marketing, Inc.	NAM	19.1		49.2	21.5	32.4	10.0	17.0		108.6	257.7	209.1	119.9										
58	Aconex RT USA	NAM	76.0		1.7	78.6	0.2	0.5	4.8	2.0	90.3	254.1	307.9	333.4										
59	Fruandina	LAT	19.6		40.3	48.6	34.6	3.7	10.1	26.6	66.7	250.3	255.6	268.7										
60	To Order	EUR	15.8	30.8	34.2	18.4	3.5		31.4	9.4	102.7	246.1	346.4	60.8										
OTHERS			1,928.4	2,572.0	1,743.5	1,480.4	862.3	724.4	534.0	530.3	7,015.6	17,391	20,284	21,207										
<b>TOTAL SEASON 2008/2009</b>												<b>7,667.5</b>	<b>5,561.3</b>	<b>4,775.3</b>	<b>4,283.7</b>	<b>2,939.9</b>	<b>2,016.0</b>	<b>1,974.3</b>	<b>1,610.8</b>	<b>26,935</b>	<b>57,763</b>			
TOTAL SEASON 2007/2008												8,347.6	5,942.9	3,080.0	5,520.0	3,819.5	1,654.1	2,321.3	1,344.2	28,528			60,558	
TOTAL SEASON 2006/2007												7,170.5	5,154.0	2,750.6	4,298.3	3,482.5	1,934.5	2,296.1	1,291.5	27,543				55,921

## Main Nectarines Varieties by Destination Market

Season 2008/2009 (Thousand cases)

VARIETY	NORTH AMERICA			EUROPE				LATIN AMERICA	FAR EAST	MIDDLE EAST	TOTAL		
	EAST	WEST	TOTAL	CONT	UK	RUS	TOTAL				2008-09	2007-08	2006-07
1 AUGUST RED	406,8	167,4	574,2	253,8	48,4	2,6	304,9	91,2		9,2	979,5	1.090,7	911,0
2 ARTIC SNOW	74,2	100,8	175,0	85,1	6,8	16,3	108,2	67,4	304,7	0,9	656,2	741,5	623,6
3 NOT DEFINED	211,1	87,1	298,2	173,1	21,7	9,1	203,9	41,2	83,1	0,06	626,5	411,6	366,5
4 VENUS	148,3	87,3	235,6	221,6	16,0	7,4	245,0	53,3	9,3	3,1	546,3	701,6	546,6
5 RUBY DIAMOND	119,9	56,2	176,1	109,4	47,8	0,4	157,5	52,8			386,5	491,3	463,3
6 SUMMER BRIGHT	86,1	27,8	114,0	86,1	32,6	5,0	123,7	25,4			263,1	296,5	293,5
7 RED DIAMOND	80,5	33,9	114,4	63,2	27,4		90,6	49,6	0,006		254,7	209,4	251,6
8 RED GLEND	68,8	47,1	115,9	44,1	15,1	0,5	59,7	24,9	0,5		201,1	174,8	161,7
9 SUMMER DIAMOND	98,0	31,6	129,6	37,1	9,6	1,4	48,0	17,4			195,0	170,1	186,7
10 SPRING BRIGHT	86,1	36,8	122,9	41,7	9,5		51,2	15,0			189,1	236,1	150,3
11 AUGUST FIRE	67,5	26,3	93,8	67,2	4,0		71,2	22,8			187,9	157,4	111,1
12 JULY RED	43,5	17,3	60,8	62,2	4,3	2,7	69,1	26,4	2,1		158,4	162,8	110,3
13 SUPER AUGUST	59,8	38,2	98,1	41,0	5,4	0,9	47,4	11,2			156,7	202,5	125,3
14 BIG BOY	82,8	23,4	106,2	14,0	0,08		14,0	28,4			148,7	131,5	124,3
15 SUMMER FIRE	32,9	18,2	51,0	47,7	14,3	0,1	62,2	30,1			143,3	188,3	188,3
16 ROYAL GLO	85,4	21,6	107,1	8,4	0,8		9,2	18,2			134,4	84,4	141,5
17 AUGUST PEARL	2,4	25,4	27,8	0,04	6,7		6,8		74,8		109,3	103,4	72,9
18 BRIGHT PEARL	9,6	17,0	26,7	1,8	7,5	0,2	9,4	0,2	71,3		107,6	84,7	62,6
19 SPRING RED	35,2	15,2	50,4	28,5	1,1		29,5	26,8	0,2		107,0	126,7	122,7
20 EARLY JUAN	59,7	12,8	72,5	11,1	0,6		11,7	16,7			100,8	167,4	118,3
21 ARTIC MIST	2,7	16,3	19,0		0,2		0,2	9,4	58,4		87,0	93,0	43,9
22 RED JIM	32,2	12,7	44,9	28,4	0,4		28,8	8,6			82,3	67,6	74,9
23 FIRE PEARL	4,3	16,8	21,1	3,1	2,9		6,0	0,03	37,0		64,1	55,5	45,9
24 BIG JUAN	30,4	14,2	44,6	7,8	2,3		10,0	8,8			63,5	69,2	97,1
25 SUPER QUEEN	25,0	27,4	52,4	0,4	2,4		2,7	4,2			59,4	66,1	54,0
26 ZEE GLO	26,0	14,2	40,2	13,5	1,4		14,8	3,7	0,3		59,0	86,0	60,1
27 MAY GLOW	30,3	11,4	41,8	0,8			0,8	13,8			56,4	42,2	78,7
28 FIRE SWET	5,8	8,1	14,0	27,8	4,1		31,9	6,4			52,2	45,5	43,0
29 SEPTEMBER RED	32,9	8,4	41,3	2,8	0,3		3,1	7,7			52,1	62,3	91,7
30 HONEY BLAZE	9,2	5,8	15,0	13,4	3,9		17,3	4,5	15,2		52,0	36,0	32,2
31 SUMMER GRAND	27,9	6,8	34,7	10,4	0,2	0,6	11,3	3,4			49,4	77,3	95,6
32 CANDY WHITE	2,8	12,3	15,1	11,6	2,8		14,4		19,3		48,8	3,9	
33 FLAMING RED	27,9	15,2	43,1					0,1			43,2	23,9	29,4
34 NE 142	27,4	2,0	29,4	6,7			6,7	3,4			39,5	18,9	22,6
35 FIESTA	10,1	5,1	15,2	12,4	0,5		12,9	10,4			38,5	39,1	33,4
36 ARTIC ROSE	1,7	0,6	2,3	6,0			6,0	0,04	30,3		38,5	38,4	28,7
37 AUGUST GLOD	9,9	9,5	19,3	9,5	2,0		11,5	5,7			36,5	43,6	47,6
38 RED CAROLINE	5,7	5,2	10,9	15,9	3,2		19,0	4,7			34,6	24,9	31,1
39 FLAVORTOP	5,8	3,6	9,5	16,2	1,1		17,3	7,7			34,5	33,8	28,2
40 ZEE FIRE	17,5	4,9	22,4					3,7			26,2	13,1	9,7
41 RIO RED	2,3	4,3	6,6	8,1	0,5		8,5	10,0			25,1	54,3	34,4
42 MAY DIAMOND	6,9	3,0	9,9	1,1			1,1	11,0			22,0	17,6	35,4
43 ARTIC PRIDE	4,4	13,5	17,9	1,9	0,2		2,1	1,7			21,7	26,8	17,6
44 JULY PEARL	2,9	4,2	7,2	1,3	2,2		3,5		10,2		20,9	29,0	15,4
45 SUPER MAGNUN	0,2	1,2	1,3	8,9	0,2		9,1	9,5			19,9	9,3	7,5
46 SUMMER BRITE	4,5	6,1	10,6	1,5		0,7	2,2	6,7			19,4	12,5	24,9
47 ZEE GRAND	10,0	2,3	12,4	3,2	2,0		5,2	0,6			18,2	23,7	14,4
48 SPRING BRITE	2,3	0,2	2,5	8,6	3,4		12,0	3,1			17,6	15,2	15,6
49 SEPTEMBER GLO	10,3	2,3	12,6	2,2	0,5		2,7	1,6			16,9	20,1	20,4
50 KAY PEARL	0,7	1,7	2,4		1,1		1,1		13,0		16,5	13,9	13,7
51 SWEET ICE	3,6	10,6	14,2		0,3		0,3	1,4	0,2		16,1	20,8	25,5
52 FAIRLANE	1,2	0,006	1,2					14,2			15,4	26,6	9,1
53 ROYAL RED	1,8	1,9	3,7	7,0	2,7		9,8	0,5	1,0		15,0	9,6	3,2
54 EARLY GLO	9,6	1,0	10,6	2,3			2,3	2,0			14,8	2,5	3,7
55 MAGNUN FIRE		5,6	5,6	3,5	2,1		5,5	3,1			14,3	25,0	8,5
56 FIRE BRITE	3,3	0,9	4,2	0,8	0,2		1,0	8,9			14,1	12,5	14,5
57 HONEY KIST	1,3	2,5	3,8	5,6	4,1		9,6	0,3			13,7	9,5	8,0
58 GRAND PRICE	4,9	1,9	6,8	2,0		4,1	6,1	0,2			13,1		
59 RED FLAME	9,6	3,4	13,0	0,04			0,04				13,1	15,6	9,3
60 SUMMER SWEET	0,1		0,1	3,9	4,9		8,7	4,1			13,0	13,8	2,9
OTHERS	63,0	30,2	93,2	66,6	16,1		82,7	35,9	52,4		264,2	483,7	694,8
<b>TOTAL SEASON 2008/2009</b>	<b>2.337,1</b>	<b>1.189,0</b>	<b>3.526,0</b>	<b>1.712,0</b>	<b>347,6</b>	<b>52,0</b>	<b>2.111,7</b>	<b>840,4</b>	<b>783,2</b>	<b>13,2</b>	<b>7.274,5</b>		
TOTAL SEASON 2007/2008	2.596,0	1.445,6	4.041,6	1.899,9	396,4	22,7	2.319,0	851,1	457,8	45,8		7.715,3	
TOTAL SEASON 2006/2007	2.619,8	1.268,7	3.888,5	1.484,1	398,4	1,3	1.883,8	706,3	550,4	29,3			7.058,5



## Main Nectarines Varieties by Destination Market

Season 2008/2009 (Tons)

VARIETY	NORTH AMERICA			EUROPE				LATIN AMERICA	FAR EAST	MIDDLE EAST	TOTAL		
	EAST	WEST	TOTAL	CONT	UK	RUS	TOTAL				2008-09	2007-08	2006-07
1 AUGUST RED	3.366,6	1.399,3	4.765,9	1.630,9	383,4	20,9	2.035,2	841,5		24,9	7.667,5	8.347,6	7.170,5
2 ARTIC SNOW	593,7	825,3	1.419,0	570,6	54,3	145,8	770,7	610,4	2.754,1	7,2	5.561,3	5.942,9	5.154,0
3 NOT DEFINED	1.692,2	677,7	2.369,9	1.059,8	158,6	73,6	1.292,0	369,5	743,5	0,4	4.775,3	3.080,0	2.750,6
4 VENUS	1.308,9	813,8	2.122,7	1.392,7	119,2	64,4	1.576,3	485,4	83,9	15,4	4.283,7	5.520,0	4.298,3
5 RUBY DIAMOND	973,1	452,8	1.425,9	662,8	392,1	3,3	1.058,2	455,7			2.939,9	3.819,5	3.482,5
6 RED DIAMOND	664,8	281,7	946,5	385,3	237,4		622,7	446,8	0,05		2.016,0	1.654,1	1.934,5
7 SUMMER BRIGHT	734,3	224,5	958,8	504,2	245,5	37,2	786,9	228,6			1.974,3	2.321,3	2.296,1
8 RED GLEND	586,9	400,0	986,9	270,0	121,1	4,1	395,1	223,9	4,9		1.610,8	1.344,2	1.291,5
9 SUMMER DIAMOND	829,5	256,8	1.086,3	230,7	74,0	11,2	316,0	156,8			1.559,1	1.342,2	1.497,2
10 AUGUST FIRE	555,2	220,5	775,7	475,5	32,2		507,7	213,6			1.497,0	1.296,0	866,9
11 SPRING BRIGHT	707,7	291,8	999,6	255,3	72,4		327,7	135,2			1.462,5	1.860,8	1.246,9
12 JULY RED	371,8	152,1	523,9	397,5	41,4	21,6	460,5	247,2	18,5		1.250,1	1.227,8	842,3
13 SUPER AUGUST	508,9	310,2	819,1	265,2	41,8	8,4	315,5	106,2			1.240,8	1.628,0	1.003,3
14 BIG BOY	634,5	189,8	824,3	76,0	0,6		76,5	257,0			1.157,9	1.044,7	967,5
15 SUMMER FIRE	274,8	149,0	423,8	298,7	100,5	1,3	400,5	271,2			1.095,5	1.422,2	1.481,8
16 ROYAL GLO	688,4	174,4	862,8	41,3	7,4		48,7	163,4			1.074,8	699,5	1.165,4
17 AUGUST PEARL	19,0	210,0	229,0	0,2	57,7		57,9		672,8		959,7	858,8	609,3
18 BRIGHT PEARL	76,4	140,4	216,9	10,0	64,6	1,9	76,5	1,5	641,6		936,5	714,6	523,3
19 SPRING RED	320,5	126,5	447,1	168,5	7,5		176,0	251,6	1,6		876,3	1.026,3	977,4
20 EARLY JUAN	466,6	101,8	568,4	58,0	5,5		63,5	155,3			787,3	1.346,2	940,1
21 ARTIC MIST	21,2	134,4	155,6		1,6		1,6	84,8	525,7		767,8	726,6	348,2
22 RED JIM	276,2	113,9	390,1	210,5	3,4		213,9	77,8			681,8	538,2	610,4
23 FIRE PEARL	34,6	142,4	176,9	18,2	20,6		38,7	0,2	332,8		548,7	463,4	372,7
24 BIG JUAN	243,6	122,6	366,2	40,3	15,6		55,8	80,3			502,3	601,3	792,9
25 SUPER QUEEN	197,1	222,2	419,3	3,0	21,2		24,2	42,7			486,2	541,1	418,6
26 MAY GLOW	248,4	95,3	343,7	6,4			6,4	132,6			482,7	363,6	663,0
27 ZEE GLO	216,7	111,9	328,6	83,5	10,6		94,1	33,8	2,5		459,0	669,1	481,7
28 HONEY BLAZE	74,2	51,6	125,8	95,4	30,9		126,3	40,4	137,1		429,6	303,9	280,6
29 SEPTEMBER RED	269,6	69,6	339,2	18,9	2,9		21,8	67,9			428,9	501,8	719,5
30 CANDY WHITE	22,7	107,7	130,4	70,2	24,2		94,4		173,4		398,2	30,2	
31 SUMMER GRAND	228,0	58,2	286,2	62,3	2,2	5,6	70,1	30,8			387,1	596,6	742,2
32 FIRE SWET	47,8	64,9	112,7	174,5	31,3		205,8	57,3			375,8	338,2	339,4
33 FLAMING RED	225,6	126,7	352,3					0,9			353,3	195,9	258,6
34 ARTIC ROSE	12,3	4,3	16,7	32,7			32,7	0,4	272,3		322,1	322,6	254,8
35 NE 142	202,2	14,7	216,9	53,9			53,9	30,3			301,2	133,1	169,2
36 FIESTA	79,3	37,9	117,1	63,3	3,9		67,2	91,6			275,9	308,5	249,4
37 AUGUST GLOD	78,0	72,8	150,8	52,5	12,8		65,3	51,4			267,5	325,2	357,2
38 FLAVORTOP	46,8	29,4	76,2	95,6	8,2		103,8	69,4			249,5	247,5	204,0
39 RED CAROLINE	40,4	36,7	77,2	86,6	32,4		118,9	41,9			238,0	170,1	228,4
40 ZEE FIRE	140,7	39,8	180,5					31,5			212,1	114,1	82,8
41 RIO RED	20,0	35,3	55,3	54,3	3,2		57,5	89,8			202,6	452,4	272,1
42 MAY DIAMOND	53,3	22,5	75,8	8,8			8,8	105,6			190,2	148,6	296,4
43 JULY PEARL	22,9	35,0	57,9	7,8	18,0		25,8		92,0		175,7	238,5	133,8
44 ARTIC PRIDE	34,2	110,7	144,9	10,3	1,8		12,1	15,6			172,6	199,7	138,7
45 SUMMER BRITE	40,4	48,9	89,3	7,8		6,2	14,0	59,9			163,3	104,1	169,9
46 KAY PEARL	5,5	15,1	20,6		10,8		10,8		117,1		148,6	120,4	120,8
47 SUPER MAGNUN	2,2	8,8	11,0	45,4	1,9		47,2	85,4			143,6	54,8	57,6
48 ZEE GRAND	81,8	18,4	100,2	19,8	16,6		36,4	5,7			142,4	194,3	105,7
49 FAIRLANE	9,1	0,07	9,1					128,4			137,6	230,6	69,1
50 FIRE BRITE	37,6	7,3	44,9	5,0	2,0		7,0	80,0			131,9	100,5	111,6
51 SEPTEMBER GLO	80,6	18,5	99,0	11,3	3,4		14,6	14,7			128,3	151,0	163,9
52 SPRING BRITE	20,2	1,5	21,7	47,6	30,5		78,1	28,2			128,0	115,0	126,0
53 SWEET ICE	27,8	80,7	108,5		2,5		2,5	12,8	1,6		125,3	157,7	199,4
54 ROYAL RED	16,6	20,0	36,6	48,2	18,1		66,3	4,9	8,6		116,5	72,0	28,6
55 ARTIC QUEEN	2,8	37,4	40,1		0,9		0,9		71,9		112,9	131,6	146,9
56 EARLY GLO	76,6	6,8	83,4	11,7			11,7	17,8			112,9	21,7	28,8
57 AUGUST SNOW	15,2	32,2	47,4		9,2		9,2		54,1		110,7	166,0	159,0
58 MAGNUN FIRE		42,7	42,7	17,2	21,6		38,9	28,0			109,6	159,5	57,4
59 SUMMER SWEET	1,4		1,4	20,7	48,8		69,5	37,3			108,2	117,8	18,9
60 RED FLAME	76,8	27,5	104,3	0,2			0,2				104,5	124,6	74,4
OTHERS	577,8	217,7	795,5	436,6	159,2	33,5	629,3	335,9	343,4		2.104,1	3.509,1	5.368,9
<b>TOTAL SEASON 2008/2009</b>	<b>19.282</b>	<b>9.842,9</b>	<b>29.125</b>	<b>10.674</b>	<b>2.787,4</b>	<b>439,0</b>	<b>13.900</b>	<b>7.637,3</b>	<b>7.053,4</b>	<b>47,9</b>	<b>57.763</b>		
TOTAL SEASON 2007/2008	21.615	11.761	33.375	11.832	2.949,1	189,5	14.970	7.719,8	4.127,6	365,1		60.558	
TOTAL SEASON 2006/2007	21.744	10.483	32.228	9.155,9	2.991,4	6,4	12.154	6.494,5	4.965,0	79,9			55.921

## Main Peaches Exporters

Season 2008/2009 (Thousand cases)

EXPORTER	NOT DEFINED	ELEGANT LADY	RICH LADY	ZEE LADY	SWEET SEPTEMBER	ROYAL GLORY	EARLY RICH	O'HENRY	OTHERS	TOTAL		
										2008-09	2007-08	2006-07
1 Greenic Comercial S.A.	25.2	63.4	64.5	62.6	44.1	20.6	17.5	16.1	252.9	566.9	715.7	724.2
2 Copefrut S.A.	348.9	3.8		3.1					7.7	363.5	292.4	290.7
3 Aconcagua Ltda, Exportadora (Aconex)	21.0	81.6	36.5	24.0	32.3	14.3	1.8	4.4	107.6	323.5	417.9	331.0
4 David del Curto S.A.	7.1	64.4	25.4	26.1	18.6		17.6	35.0	126.8	320.9	447.4	494.5
5 Gestión de Exportación Frutícola S.A.(Gesex)	5.7	29.9	49.5	13.3	10.6	15.1	10.6	25.6	132.5	292.9	310.8	249.6
6 Verfrut S.A., Sociedad Exportadora	35.6	50.9		63.5					135.6	285.7	461.9	
7 Geofrut S.A.	11.4	26.9	64.2	38.6	25.2	43.1			61.1	270.4	165.3	174.7
8 Del Monte Fresh Produce (Chile) S.A.	0.1	31.5	21.6	51.0	13.5	37.2	12.0	34.7	61.9	263.5	158.6	221.3
9 C y D Internacional S.A.	7.3	2.3	19.2		27.3				199.2	255.4	251.7	216.5
10 Dole Chile S.A.	27.1	87.6				0.001	0.4	19.7	59.0	193.9	203.2	306.7
11 Scramble Ltda., Ases e Inv.	4.5	27.7	16.4	20.8		2.6	6.8		70.3	148.9		
12 Unifrutti Traders Ltda.	3.1	42.6	27.1	23.2	0.6	1.5	0.8	4.3	28.6	131.8	94.6	171.4
13 Delifruit S.A	13.4	8.2	9.0	13.7	11.4		19.7		50.8	126.2	147.6	139.6
14 Exportadora Frutam Ltda.	6.5	8.7	12.3	6.8	9.1	1.6	0.8	4.4	71.1	121.4	192.2	157.2
15 San Francisco Lo Garces Ltda., Sociedad	17.3	8.4	6.6	29.6	2.6	6.6			41.7	112.9	113.9	198.8
16 Novafrix S.A.	3.1	8.1	20.6	27.1	6.6		9.3		35.6	110.5		
17 Southern Fruit, Exportadora	0.3	19.6	27.9	12.4	8.7		5.6		13.2	87.7	18.8	
18 Frucentro S.A.	13.0	8.1	24.9		3.5		18.0		17.6	85.2	130.6	126.3
19 Frutamerica S.A, Exp.	6.4	18.5	4.1			12.0	5.6	4.4	27.0	78.1	113.3	62.6
20 Gedesa Exportaciones S.A			19.9	4.2			28.6		21.5	74.2	77.6	61.9
21 Magna Trading S.A., Exportadora		4.4	19.2	18.4		7.2	4.5		14.7	68.4	38.3	
22 Agua Santa, Exportadora (Greentree)	2.8		19.2	16.1		9.5			15.1	62.7	55.9	47.0
23 Tempo Fruit S.A.	1.7	5.2	1.3	5.4			11.4		32.5	57.6	54.5	
24 Sapel Ltda, Exportadora	14.2	1.4	4.8	10.7	0.09		11.6		14.2	57.0	67.8	41.1
25 Araucaria Exportaciones S.A.	9.6	3.9	6.5		4.4	3.6			28.9	56.9	46.5	
26 Agrícola Los Mayos Ltda.	10.3		2.5	8.5					31.0	52.3	79.3	67.6
27 Montolín S.A., Agrícola e Inmobiliaria						8.1			42.1	50.2	37.5	28.5
28 Rucaray S.A., Exportadora y Servicios	2.9			11.7	16.6				13.1	44.3	74.1	160.3
29 Alfonso Eyzaguirre y Cia. Ltda, Comercial		6.9	7.1						29.2	43.2	66.1	49.4
30 Soc. Agric. Comercial Ltda, (Agricom)	3.0		13.2	11.4			7.3		7.2	42.1	71.9	46.5
31 Triofruit Ltda., Exportadora	3.4	11.3	11.3	7.5	0.5				7.3	41.4	25.0	19.5
32 Noble Fruit S.A.	3.8		7.6	12.6	10.1	0.2	0.2		5.8	40.4		
33 Terrafrut S.A		6.4	2.4	8.6		19.0			1.1	37.6	52.9	40.2
34 Fresh Export Ltda.	17.1		2.9			9.9			3.4	33.2	50.3	34.1
35 La Higuera S.A.									31.1	31.1	14.4	16.2
36 Soc.Agrícola Y Com.Greenagro		11.9	5.3		8.6		4.5			30.3	24.4	
37 Atlas S.A., Exportadora	2.2		4.5	4.5				0.5	18.1	29.8	31.8	36.1
38 Atlántida Ltda, Sociedad Agrícola e Inm.	7.1								19.8	26.9	6.7	2.2
39 Corporación Frutícola Chilena S.A. (Corfrut)	2.7								24.0	26.7	36.1	99.9
40 Polar Fruit International S.A.	3.5	2.7	0.7	1.6	1.2	0.2	1.0	0.7	12.9	24.4	35.9	22.4
41 Prize Ltda., Exportadora					11.0				10.5	21.6		
42 Convalis S.A, Exportadora	2.2		3.0	2.0	1.3	3.8	5.0		2.5	19.7	30.4	8.5
43 Fantuzzi Villasante Ltda. (Exportal)		3.7			7.2				7.7	18.6	5.0	5.9
44 Santa Julia Ltda., Agr.	1.0			3.5	3.7	1.9			6.4	16.6	22.4	8.6
45 Frutas E Sanchez S.L.(chile)lt	15.1									15.1	10.9	8.6
46 Meyer Ltda., Exportaciones	0.04	2.4	0.5	0.7	1.6	3.2	0.4	1.0	4.7	14.6	10.1	27.5
47 Rueda Ltda., Exportadora	6.1	0.9		4.4					1.6	13.2	5.2	4.4
48 Exp Sudterra Fruit S.A.									12.6	12.6	15.5	
49 Los Lirios S.A., Exportadora		3.3				6.3				9.6	7.9	25.2
50 San Ricardo Ltda		5.1			0.03				4.3	9.5	6.2	2.3
51 Frutexport S.A.		1.7	1.5						5.5	8.8	3.5	28.5
52 Mario Gutierrez			2.1				0.07		6.6	8.7	4.3	8.4
53 Ecoaustral Ltda.	0.3						2.0		5.7	8.0	41.3	
54 Andina Exportadora S.A.	1.2					3.6			2.7	7.5	6.3	9.9
55 Prima Agrotrading S.A.	2.5		0.5		1.5	1.0	0.09		0.7	6.4	7.6	52.3
56 Ben David S.A., Exportadora									6.1	6.1	25.7	9.2
57 Agrifruta S.A							2.4		3.2	5.6	116.7	35.8
58 Southern Fruit S.A.	2.6								2.9	5.5		
59 Santa Marta, Exportadora S.A			2.1			3.0			0.3	5.4	14.7	7.9
60 Soc.Comercial Star Fruit Ltda.	0.4								4.8	5.2	4.3	
OTHERS	5.3	8.6	17.3	8.1	7.2	1.0	1.8	1.3	25.1	75.6	285.8	1,197.6
<b>TOTAL SEASON 2008/2009</b>	<b>678.1</b>	<b>672.2</b>	<b>585.1</b>	<b>555.7</b>	<b>289.4</b>	<b>236.3</b>	<b>207.4</b>	<b>152.1</b>	<b>1,987.4</b>	<b>5,363.7</b>		
TOTAL SEASON 2007/2008	436.3	819.4	719.5	664.5	347.9	235.7	209.1	145.0	2,229.2		5,806.6	
TOTAL SEASON 2006/2007	401.5	970.9	752.5	586.6	359.0	220.0	163.0	198.3	2,426.7			6,078.4

## Main Peaches Exporters Season 2008/2009 (Tons)

EXPORTER	ELEGANT LADY	NOT DEFINED	RICH LADY	ZEE LADY	SWEET SEPTEMBER	ROYAL GLORY	EARLY RICH	SEPTEMBER SUN	OTHERS	TOTAL		
										2008-09	2007-08	2006-07
1 Greenvic Comercial S.A.	521.3	187.0	581.9	518.6	355.7	166.0	144.9	13.5	2,212.4	4,701.2	5,931.5	6,225.1
2 Aconcaqua Ltda, Exportadora (Aconex)	759.8	208.7	352.1	258.4	334.9	132.7	16.2	135.8	989.5	3,188.1	4,116.7	3,155.1
3 Copefrut S.A.	28.7	2,754.0		23.1					65.6	2,871.4	2,143.6	2,180.3
4 David del Curto S.A.	501.8	50.9	210.7	209.6	148.4		133.4	10.7	1,237.5	2,502.9	3,591.4	3,986.1
5 Verfrut S.A., Sociedad Exportadora	396.5	299.0		544.7				185.8	945.0	2,371.0	3,714.5	
6 Geofrut S.A.	220.9	94.9	536.8	335.4	204.6	363.1		196.4	324.0	2,276.1	1,369.5	1,478.2
7 Gestión de Exportación Frutícola S.A.(Gesex)	207.6	40.4	350.1	94.2	82.9	93.8	72.2	128.1	1,073.9	2,143.4	2,276.9	1,877.0
8 Del Monte Fresh Produce (Chile) S.A.	244.9	0.9	172.9	408.4	108.2	295.5	96.0	176.7	598.4	2,101.9	1,254.1	1,787.3
9 C y D Internacional S.A.	19.3	37.6	179.3		215.7				1,509.8	1,961.6	1,877.4	1,656.5
10 Dole Chile S.A.	715.0	213.1				0.008	2.7		633.9	1,564.7	1,658.5	2,527.5
11 Exportadora Frutam Ltda.	81.5	58.7	124.1	74.7	100.8	14.7	7.0	92.4	693.9	1,247.7	1,904.6	1,550.1
12 Unifrutti Traders Ltda.	377.2	25.3	237.6	208.3	4.7	13.7	6.7	20.7	269.4	1,163.8	811.3	1,449.5
13 Scramble Ltda., Ases e Inv.	179.4	35.2	135.4	149.5		20.3	50.2		512.9	1,082.9		
14 Delifruit S.A	64.0	105.4	69.6	105.6	89.2		145.0	17.9	373.2	969.9	1,150.8	1,078.8
15 San Francisco Lo Garces Ltda., Sociedad	71.7	130.3	54.2	249.7	22.3	54.0			362.2	944.3	919.6	1,662.9
16 Novafrux S.A.	64.2	20.3	161.2	216.4	52.3		70.0	0.2	286.1	870.7		
17 Southern Fruit, Exportadora	163.8	2.3	220.1	101.6	69.4		46.4		108.6	712.2	153.9	
18 Frutamerica S.A., Exp.	149.0	51.3	35.9			103.6	47.1	21.3	225.7	633.9	932.6	509.2
19 Gedesa Exportaciones S.A			151.4	32.0			217.5		187.5	588.3	579.4	452.6
20 Magna Trading S.A., Exportadora	37.0		156.1	149.6		59.3	39.9		122.8	564.7	303.0	
21 Frucentro S.A.	66.1	62.4	153.5		27.9		116.6	15.9	91.3	533.9	945.9	887.4
22 Araucaria Exportaciones S.A.	36.2	84.8	70.4		39.8	31.4		63.9	198.0	524.7	404.0	
23 Agua Santa, Exportadora (Greentree)		22.6	161.7	129.9		80.0			126.9	521.0	459.7	388.5
24 Sapel Ltda, Exportadora	11.5	113.7	38.0	83.8	0.7		92.5		112.1	452.3	535.5	335.5
25 Tempo Fruit S.A.	41.7	12.9	10.1	41.3			87.3		251.6	444.9	424.7	
26 Triofrut Ltda., Exportadora	101.7	31.0	98.1	64.5	4.7				65.9	365.9	222.7	172.4
27 Agricola Los Mayos Ltda.		59.4	18.5	58.9				73.0	147.5	357.3	568.9	437.4
28 Montolín S.A., Agrícola e Inmobiliaria						56.7			297.3	354.0	279.3	214.0
29 Rucaray S.A., Exportadora y Servicios		19.1		93.4	133.1				105.9	351.4	554.7	1,237.4
30 Soc. Agric. Comercial Ltda, (Agricom)		24.8	107.4	97.2			60.9		58.6	348.9	592.0	402.3
31 Alfonso Eyzaguirre y Cia. Ltda, Comercial	53.5		53.0					35.4	196.7	338.6	484.1	397.4
32 Terrafrut S.A	55.9		21.9	77.1		165.8			10.3	331.0	450.1	325.1
33 Noble Fruit S.A.		15.4	66.9	112.5	72.6	2.0	2.0		43.0	314.5		
34 Atlas S.A., Exportadora		20.2	40.2	40.3					160.0	260.7	261.9	286.3
35 Soc.Agrícola Y Com.Greenagro	94.7		42.6		69.1		35.8			242.3	194.2	
36 Atlántida Ltda, Sociedad Agrícola e Inm.		63.5							178.4	241.9	60.5	20.2
37 Polar Fruit International S.A.	27.4	28.8	6.2	15.6	10.7	1.9	9.1	2.2	119.9	221.6	320.2	199.9
38 La Higuera S.A.									218.0	218.0	101.1	118.8
39 Corporación Frutícola Chilena S.A. (Corfrut)		20.3							180.0	200.4	279.1	795.8
40 Fresh Export Ltda.		71.9	20.0			71.5			27.2	190.7	356.2	267.6
41 Prize Ltda., Exportadora					92.3				87.8	180.2		
42 Fantuzzi Villasanté Ltda. (Exportal)	33.5				64.6			37.4	31.8	167.4	43.7	50.7
43 Convalis S.A., Exportadora		15.9	23.1	14.8	12.1	30.5	35.3		15.9	147.6	239.9	63.4
44 Meyer Ltda., Exportaciones	21.5	0.4	4.1	6.6	13.5	28.7	3.8	15.8	34.4	128.8	90.6	247.4
45 Santa Julia Ltda., Agr.		4.1		26.8	27.4	13.5			48.6	120.4	179.0	51.4
46 Rueda Ltda., Exportadora	8.5	55.2		40.0					14.7	118.4	46.8	40.0
47 Exp Sudterra Frut S.A.									88.4	88.4	116.3	
48 San Ricardo Ltda	43.7				0.3			16.6	22.5	83.0	59.5	26.4
49 Los Lirios S.A. , Exportadora	27.7					52.0				79.7	66.6	196.0
50 Mario Gutierrez			16.8				0.5		61.9	79.3	39.0	72.8
51 Soc.Comercial Star Fruit Ltda.		5.3							72.7	78.0	64.4	
52 Frutexport S.A.	13.6		12.2						46.5	72.3	27.9	232.1
53 Frutas E Sanchez S.L.(chile)lt		67.8								67.8	53.0	63.5
54 Ecoaustral Ltda.		2.6					17.3		47.3	67.3	333.0	
55 Prima Agrotrading S.A.		20.2	3.8		18.4	8.1	0.7	3.7	4.4	59.3	77.6	551.6
56 Andina Exportadora S.A.		4.9				29.8			22.1	56.8	51.4	81.2
57 Ben David S.A, Exportadora									53.5	53.5	181.0	71.6
58 TyF Ltda., Exportadora									50.2	50.2	139.7	
59 Southern Fruit S.A.		22.2							24.3	46.5		
60 Planet S.A, Exportadora	7.5	2.8	1.2				4.9		30.0	46.3	80.5	188.4
OTHERS	58.3	34.3	157.1	67.6	71.7	32.8	29.9	3.5	215.8	671.1	3,282.7	9,607.5
<b>TOTAL SEASON 2008/2009</b>	<b>5,507.1</b>	<b>5,201.4</b>	<b>4,856.5</b>	<b>4,650.1</b>	<b>2,447.8</b>	<b>1,921.6</b>	<b>1,592.1</b>	<b>1,266.9</b>	<b>16,293</b>	<b>43,737</b>		
TOTAL SEASON 2007/2008	6,830.1	3,402.1	5,779.5	5,401.5	2,950.4	1,916.1	1,647.0	1,526.0	17,904		47,357	
TOTAL SEASON 2006/2007	8,068.2	2,979.5	6,008.7	4,712.2	2,872.3	1,807.5	1,296.1	1,736.1	20,126			49,606

## Main Peaches Importers

Season 2008/2009 (Thousand cases)

CONSIGNEE	MKT	NOT DEFINED	ELEGANT LADY	RICH LADY	ZEE LADY	SWEET SEPTEMBER	ROYAL GLORY	EARLY RICH	O'HENRY	OTHERS	TOTAL		
											2008-09	2007-08	2006-07
1 Kopke Jr.Inc. , William H.	NAM	7.8	21.6	41.3	26.5	28.0	21.8	26.5	4.8	170.5	348.7	443.5	327.1
2 The Oppenheimer Group	NAM	27.5	16.8	35.4	27.2	28.9	26.3	12.2		142.8	317.2	235.2	262.9
3 Del Monte Fresh Produce	NAM		31.5	21.6	51.0	13.5	37.2	12.0	32.3	61.9	261.0	147.6	6.1
4 LordMayor S.A. de C.V.	LAT	81.1	41.8	31.0	31.6		5.3	4.7	8.2	49.0	252.7		
5 Jac Vandenberg, Inc.	NAM	8.1	26.5	24.5	32.9	18.5	7.3	13.2	7.4	78.6	216.8	242.7	308.1
6 Wal-Mart Stores, Inc.	NAM	7.5	23.3	9.4	12.3	23.4	4.5	7.4	20.8	93.1	201.6	157.4	130.4
7 F.P.D., Inc	NAM	28.5	12.0	13.2	10.8	23.5	3.9	0.5	0.7	61.3	154.3	177.0	165.7
8 Kingsburg Orchards	NAM	3.8		2.8		1.0				133.1	140.8	139.3	214.7
9 Loblaws Companies East Prod.	NAM	11.6	20.7	8.1	18.6	10.5	4.6	2.3	4.8	54.8	136.0	133.0	55.0
10 Trinity Fruit Sales Co.	NAM	2.5	5.7	39.4	12.2	1.6	10.7	4.3	5.9	46.1	128.4	104.3	118.2
11 Unifrutti Of America, Inc.	NAM	4.6	16.4	16.1	28.4	13.1	0.08	7.9	1.5	33.6	121.6	118.3	101.6
12 Pro Fruit Marketing, Inc.	NAM	7.8	7.1	18.1	9.8	8.2	0.8	11.3	0.01	46.0	109.1	141.2	240.5
13 Chiquita Fresh North America	NAM	5.7	12.8	15.0	16.7		1.7	17.1		35.2	104.2	125.1	257.8
14 Bengard Marketing	NAM	35.0	1.7	5.1	11.3	3.3	1.0	5.9	1.0	35.5	99.8	104.6	89.3
15 Sierra Produce	NAM	2.6	2.4	15.8	12.3	6.4	14.4			43.7	97.7	63.2	58.1
16 Ballantine Produce Co., Inc.	NAM		27.2	7.6	21.6		0.5	0.6	8.1	24.5	89.9	73.5	1.2
17 Rio Vista Limitada	NAM	3.5	10.2	5.2	4.1	3.0	6.9	12.4	2.4	34.4	82.1	181.5	186.8
18 Andes River Marketing Services Corp.	NAM	63.6	3.0	2.9	1.3		0.5			9.4	80.7	91.6	92.7
19 All Fresh Produce	NAM	4.2	10.9	10.4	11.7		4.4			27.2	68.9	93.1	107.3
20 Dandrea Produce Inc.	NAM	18.0	6.9	7.0	6.6	14.6				13.2	66.4	12.8	
21 Frutera del Litoral Cia. Ltda.	LAT	13.2	4.7	6.0	5.1		3.0	0.4		31.1	63.5	51.1	19.5
22 Contel Fresh, Inc.	NAM	5.8	10.1	2.5	12.3	3.8			6.0	19.6	60.1	40.8	56.8
23 Dubacano	LAT	4.5	12.6	10.4	17.3				2.4	10.9	58.0	28.1	16.8
24 Giumarra Bros Fruit Co., Inc.	NAM	0.7	6.5	8.7		2.7		4.5		29.4	52.6	111.5	111.9
25 Vidimport S.A.	LAT	5.3	4.5	6.6	2.3	1.8		0.5	4.4	26.7	52.1	106.3	79.8
26 Com. de Frutas Finas Tarahumara	LAT	8.2	23.0	2.5	4.2		3.6	0.9	1.2	7.4	51.1	64.8	20.6
27 Dayka & Hackett LLC	NAM	19.4	0.6	6.5	4.0	1.4		4.2		14.7	50.8	49.7	14.7
28 Frutimport S. de R.L. de C.V.	LAT	4.6	12.9	15.9	4.0		1.5	3.1		8.1	50.2	33.2	20.1
29 CMR Group	EUR	1.7	16.7	4.1	10.2		0.1		2.2	12.5	47.5	35.1	26.6
30 Grupo Verdin S.A. de C.V.	LAT		6.2	4.2	19.7		0.2	0.2		11.3	41.9	56.5	
31 Dole Fresh Fruit Co.	NAM	9.2	10.9				2.4		0.09	18.5	41.1	81.0	168.8
32 De Groot International B.V.	EUR	4.6	23.2						8.3	4.4	40.6	23.2	54.7
33 Unifresh Marketing Llc	NAM	2.3	4.7	2.5	3.8	1.8	0.2	0.2	0.3	24.8	40.6	41.1	
34 Frutexport, S.A.	EUR	20.2	5.1		5.0					7.2	37.5	35.9	56.5
35 Productos Tito S.A.de C.V.	LAT		8.3	4.6	7.1		11.7			5.3	37.0	24.4	5.8
36 SFI Rotterdam B.V.	EUR		9.6		2.1					24.9	36.6	31.7	55.1
37 Fruchthansa GmbH	EUR	0.1	0.9	9.3	1.6		1.7	7.1	0.1	15.8	36.6	26.5	24.3
38 Hage International B.V.	EUR		3.9	14.0	2.4		7.3	3.8		4.6	35.9	36.8	45.3
39 Caposud SARL	EUR	19.5		5.8				4.4		5.4	35.1	33.4	
40 Fru-Veg Marketing, Inc.	NAM	1.4	4.8	9.9	0.4	3.8	0.4	2.3	3.5	7.7	34.1	34.6	19.1
41 Pacific Trellis Fruit	NAM	3.8	0.9	5.9	1.8	5.9		2.6		13.1	33.9	31.5	34.5
42 Aconex RT USA	NAM	1.1	8.0	0.09	6.8	2.7			0.4	14.4	33.4	55.3	65.6
43 Luis Vicente S.A.	EUR	2.8	5.4	2.8	1.9	2.5	0.5		1.0	16.1	33.1	26.7	11.2
44 Pandol Bros, Inc.	NAM	2.6	14.2	5.9	0.1	0.6	0.08	0.8	0.6	6.6	31.5	19.6	9.4
45 To Order	LAT	10.3	9.0	1.2	0.2		2.4			7.6	30.7	0.2	3.4
46 Frutas E. Sánchez S.L.	EUR	16.7	0.5	2.9	4.8			1.1		4.5	30.5	29.2	30.7
47 Fruver Importaciones S.A. de C.V.	LAT		14.3	9.0	0.9			0.08	0.02	5.7	30.0	13.2	12.8
48 L.P.D. Import. & Exportacao Ltda.	LAT	0.6	3.9	4.2	3.7	0.50	3.0	0.8		12.6	29.3	36.5	20.6
49 Wes Pak Sales, Inc.	NAM	0.8	4.2	7.4	4.1		7.0			5.8	29.2	42.3	75.6
50 Frutería Vidaurri S.A.C.V. (Guatemala)	LAT		4.2	2.6	1.1	4.6	0.07		0.001	15.8	28.3	35.8	31.8
51 Fruticola Comercial Panamericana S.A.	LAT	1.0	1.6	2.7	0.06	2.2	1.3	0.2		18.7	27.7	46.8	28.2
52 Miles Import	EUR	23.8			1.1					2.4	27.3	19.6	35.1
53 Nathel & Nathel, Inc.	NAM	2.8	0.8	1.8	4.0	0.7	0.4	1.1		13.3	24.9	31.5	36.7
54 Z&S Distributing, Inc	NAM		4.0	0.6			0.8			19.4	24.7	25.1	14.1
55 New World Fruit Traders B.V.	EUR	24.7									24.7	37.1	28.7
56 Basesurcorp S.A.	LAT	4.0	2.3		8.1	1.1				8.9	24.5	35.1	34.8
57 North American Produce Buyer Inc	NAM	1.7	0.9	3.0	0.9		1.3	0.7	0.5	14.2	23.2	0.7	
58 Dellafrutta Com. A tac. de Frutas Ltda.	LAT		1.0	0.1		6.7		0.6		13.8	22.3	27.4	21.6
59 Companhia Brasileira de Distribuição	LAT		1.7	0.8	0.01	1.5	1.2	0.6	0.001	15.7	21.5	13.1	24.4
60 Arbola Produce, Inc.	NAM	1.5		4.8			1.9	1.8		9.9	19.9	40.7	53.1
<b>OTHERS</b>		136.0	130.7	85.9	69.1	47.8	32.5	27.1	23.1	288.2	840.3	1,533.3	2,006.6
<b>TOTAL SEASON 2008/2009</b>		<b>678.1</b>	<b>672.2</b>	<b>585.1</b>	<b>555.7</b>	<b>289.4</b>	<b>236.3</b>	<b>207.4</b>	<b>152.1</b>	<b>1,987.4</b>	<b>5,363.7</b>		
<b>TOTAL SEASON 2007/2008</b>		436.3	819.4	719.5	664.5	347.9	235.7	209.1	145.0	2,229.2		5,806.6	
<b>TOTAL SEASON 2006/2007</b>		401.5	970.9	752.5	586.6	359.0	220.0	163.0	198.3	2,426.7			6,078.4

## Main Peaches Importers

### Season 2008/2009 (Tons)

CONSIGNEE	MKT	ELEGANT LADY	NOT DEFINED	RICH LADY	ZEE LADY	SWEET SEPTEMBER	ROYAL GLORY	EARLY RICH	SEPTEMBER SUN	OTHERS	TOTAL		
											2008-09	2007-08	2006-07
1 Kopke Jr.Inc. , William H.	NAM	173.6	59.9	327.9	211.3	224.0	174.6	205.3	21.9	1,376.9	2,775.4	3,531.2	2,608.4
2 The Oppenheimer Group	NAM	135.9	209.1	288.6	217.7	229.5	208.3	95.3	128.4	952.8	2,465.5	1,848.8	2,026.9
3 LordMayor S.A. de C.V.	LAT	376.1	749.0	336.5	284.6		47.8	42.1	5.3	542.0	2,383.5		
4 Del Monte Fresh Produce	NAM	244.9		172.9	408.4	108.2	295.5	96.0	176.7	578.9	2,081.5	1,165.5	54.5
5 Jac Vandenberg, Inc.	NAM	214.4	75.0	211.2	304.8	149.0	62.4	105.2	74.5	658.6	1,855.0	2,025.7	2,513.7
6 F.P.D., Inc	NAM	142.6	256.9	142.8	127.5	261.4	43.6	4.5	75.5	572.6	1,627.4	1,929.2	1,672.3
7 Wal-Mart Stores, Inc.	NAM	177.2	58.1	70.0	91.0	179.1	33.0	54.8	78.7	778.3	1,520.2	1,190.0	981.4
8 Loblaws Companies East Prod.	NAM	162.4	92.7	64.8	146.1	83.7	36.9	18.3	9.9	436.2	1,050.9	1,061.3	434.2
9 Kingsburg Orchards	NAM		13.3	22.5		8.3				970.4	1,014.5	1,027.3	1,638.1
10 Trinity Fruit Sales Co.	NAM	43.9	19.4	306.3	95.2	11.6	86.6	34.4	13.0	401.8	1,012.3	832.2	959.9
11 Unifrutti Of America, Inc.	NAM	131.3	36.0	128.7	227.2	104.8	0.6	63.2	1.6	278.9	972.3	946.8	806.3
12 Pro Fruit Marketing, Inc.	NAM	56.6	63.9	147.5	77.8	65.5	6.4	90.6	11.6	360.5	880.5	1,121.9	1,922.7
13 Sierra Produce	NAM	20.3	22.2	132.2	99.4	51.9	120.2			364.5	810.5	527.4	479.1
14 Chiquita Fresh North America	NAM	95.4	45.8	117.7	121.8		12.0	134.2		273.5	800.3	993.2	2,096.3
15 Bengard Marketing	NAM	13.3	271.2	40.7	88.7	26.3	7.7	45.6		288.1	781.6	818.2	690.8
16 Ballantine Produce Co., Inc.	NAM	212.3		60.6	170.6		3.9	4.4	7.2	248.6	707.6	580.8	9.6
17 Andes River Marketing Services Corp.	NAM	22.6	494.3	23.5	9.8		3.6			75.7	629.6	709.8	719.4
18 Rio Vista Limitada	NAM	77.7	19.7	36.4	30.8	22.9	48.4	94.7	8.3	273.5	612.4	1,406.8	1,439.5
19 Frutera del Litoral Cia. Ltda.	LAT	42.1	118.7	54.4	46.2		26.8	3.5		296.8	588.5	463.3	183.7
20 All Fresh Produce	NAM	86.6	33.6	79.9	93.5		35.6		42.6	173.4	545.2	710.0	860.6
21 Dandrea Produce Inc.	NAM	54.9	144.0	57.0	51.1	112.1			12.8	96.1	528.1	96.3	
22 Dubacano	LAT	113.4	40.3	93.3	155.4					119.4	521.9	253.3	149.5
23 Vidimport S.A.	LAT	40.4	47.9	62.3	25.1	16.1		4.4	19.1	270.5	485.8	957.6	727.5
24 Com. de Frutas Finas Tarahumara	LAT	207.1	73.3	22.4	37.6		30.9	7.8		77.9	457.1	585.1	185.5
25 Frutimport S. de R.L. de C.V.	LAT	116.2	41.8	143.4	36.3		13.0	25.8		72.9	449.4	300.8	181.6
26 Giumarra Bros Fruit Co., Inc.	NAM	52.1	5.6	68.4		21.7		36.1	1.6	230.8	416.3	880.5	895.6
27 Contel Fresh, Inc.	NAM	65.5	46.2	12.0	87.4	30.7			18.1	149.9	409.9	276.4	316.1
28 Dayka & Hackett LLC	NAM	4.4	147.5	50.2	30.3	11.2		32.8	0.3	113.4	390.0	388.5	112.7
29 Aconex RT USA	NAM	88.0	11.8	1.0	75.0	29.9			26.3	147.5	379.5	609.4	719.6
30 Grupo Verdin S.A. de C.V.	LAT	56.1		37.8	177.7		2.0	2.0		101.8	377.4	508.7	
31 Fruticola Comercial Panamericana S.A.	LAT	17.5	8.8	30.6	0.8	32.4	11.8	1.5	50.8	200.1	354.3	565.2	323.9
32 CMR Group	EUR	116.5	13.4	33.2	72.8		1.0			109.5	346.4	254.9	213.0
33 Basesurcorp S.A.	LAT	37.6	62.2		118.0	10.3			29.4	82.9	340.3	495.0	537.2
34 Dole Fresh Fruit Co.	NAM	93.4	74.0				18.8			148.5	334.7	651.4	1,355.0
35 Productos Tito S.A.de C.V.	LAT	74.3		41.7	64.3		105.1			47.8	333.2	217.9	49.2
36 Unifresh Marketing Llc	NAM	37.9	18.1	19.6	30.4	14.6	1.7	1.4	16.4	182.6	322.9	328.5	
37 To Order	LAT	82.4	95.7	11.2	1.6		20.7			68.6	280.2	216.8	20.9
38 De Groot International B.V.	EUR	159.9	31.2							87.2	278.3	166.5	385.1
39 Fru-Veg Marketing, Inc.	NAM	37.9	10.4	79.3	3.3	30.4	2.8	18.6	9.2	80.0	271.9	275.8	153.0
40 Fruver Importaciones S.A. de C.V.	LAT	128.8		81.0	7.9			0.7		51.7	270.1	120.2	115.3
41 Pacific Trellis Fruit	NAM	6.7	30.5	47.3	14.5	46.9		20.0	3.4	97.9	267.2	240.7	263.5
42 Fruteria Vidaurri S.A.C.V. (Guatemala)	LAT	37.9		25.4	10.8	45.6	0.6		11.8	135.0	267.0	325.1	288.8
43 L.P.D. Import. & Exportacao Ltda.	LAT	35.6	5.6	38.0	33.9	4.6	27.1	7.4	5.7	106.6	264.5	323.7	185.9
44 Luis Vicente S.A.	EUR	42.6	21.3	22.6	15.5	19.9	2.0		28.5	102.9	255.3	205.1	89.7
45 Pandol Bros, Inc.	NAM	113.2	20.8	47.4	1.1	4.7	0.6	6.7	10.6	46.8	252.1	156.4	75.2
46 Wes Pak Sales, Inc.	NAM	37.4	6.7	62.2	34.3		58.7			49.5	248.8	357.8	634.5
47 Dellafrutta Com. A.tac. de Frutas Ltda.	LAT	9.1		1.1		60.2		5.6	20.8	108.3	205.1	246.7	196.8
48 Fruchthansa GmbH	EUR	4.3	0.7	49.7	8.5		8.7	38.7		89.1	199.6	138.1	124.1
49 North American Produce Buyer Inc	NAM	7.2	13.8	24.0	7.7		10.9	5.5	14.2	113.7	197.1	5.4	
50 Companhia Brasileira de Distribucao	LAT	15.1		7.3	0.1	13.7	10.7	5.8	47.2	93.8	193.7	117.7	220.0
51 Nathel & Nathel, Inc.	NAM	6.3	22.4	14.1	32.4	5.3	2.6	8.8	4.3	96.2	192.3	245.8	292.6
52 Z&S Distributing, Inc	NAM	31.9		4.3			5.4		10.8	137.3	189.7	188.3	112.2
53 Frutas E. Sánchez S.L.	EUR	4.0	80.2	23.0	36.8			8.3		36.2	188.5	192.0	233.3
54 Hage International B.V.	EUR	19.3		73.7	11.8		37.1	21.7		22.9	186.5	185.3	241.5
55 Caposud SARL	EUR		111.8	31.1				22.1		19.8	184.9	184.3	
56 SFI Rotterdam B.V.	EUR	47.8			10.7					124.7	183.2	158.3	280.0
57 Frutexport, S.A.	EUR	25.3	80.9		25.9					44.1	176.2	255.3	338.1
58 Arbola Produce, Inc.	NAM		12.2	41.2			16.3	15.8		82.3	167.7	336.6	456.5
59 New World Fruit Traders B.V.	EUR		166.4								166.4	227.0	172.3
60 Umai Comercio Import.E Export.	LAT	1.6	36.0	1.8	5.5	7.3	2.5		14.1	88.5	157.3	36.5	
OTHERS		1,074.4	1,083.4	732.8	586.7	407.9	276.5	202.5	256.3	2,385.7	7,006.1	12,410	17,049
<b>TOTAL SEASON 2008/2009</b>		<b>5,507.1</b>	<b>5,201.4</b>	<b>4,856.5</b>	<b>4,650.1</b>	<b>2,447.8</b>	<b>1,921.6</b>	<b>1,592.1</b>	<b>1,266.9</b>	<b>16,293</b>	<b>43,737</b>		
TOTAL SEASON 2007/2008		6,830.1	3,402.1	5,779.5	5,401.5	2,950.4	1,916.1	1,647.0	1,526.0	17,904		47,357	
TOTAL SEASON 2006/2007		8,068.2	2,979.5	6,008.7	4,712.2	2,872.3	1,807.5	1,296.1	1,736.1	20,126			49,606

## Main Peaches Varieties by Destination Market

Season 2008/2009 (Thousand cases)

VARIETY	NORTH AMERICA			EUROPE				LATIN AMERICA	FAR EAST	MIDDLE EAST	TOTAL		
	EAST	WEST	TOTAL	CONT	UK	RUS	TOTAL				2008-09	2007-08	2006-07
1 NOT DEFINED	234.0	94.0	328.0	177.4	11.2	1.0	189.7	158.4	1.9	0.06	678.1	436.3	401.5
2 ELEGANT LADY	267.2	72.9	340.1	101.6	7.0	11.3	119.9	212.2			672.2	819.4	970.9
3 RICH LADY	246.4	126.9	373.3	75.3	8.7		84.0	127.8			585.1	719.5	752.5
4 ZEE LADY	272.5	91.2	363.6	44.2	2.5	3.1	49.9	142.2			555.7	664.5	586.6
5 SWEET SEPTEMBER	181.8	48.2	230.1	9.2	3.3	2.1	14.7	44.7			289.4	347.9	359.0
6 ROYAL GLORY	119.5	52.0	171.5	13.2	1.1		14.3	50.5			236.3	235.7	220.0
7 EARLY RICH	117.9	43.8	161.7	27.6	0.4		28.1	17.6			207.4	209.1	163.0
8 O'HENRY	76.0	28.6	104.6	18.7	0.2		18.9	28.7			152.1	145.0	198.3
9 SEPTEMBER SUN	77.6	16.2	93.9	3.7	0.2	5.3	9.2	40.9			144.0	181.6	210.5
10 REDTOP	34.8	18.8	53.6	16.3			16.3	31.2			101.1	27.8	27.9
11 RICH MAY	63.9	13.6	77.4	2.8			2.8	20.0			100.2	151.8	101.6
12 SEPTEMBER SNOW	28.7	41.2	69.9	1.5			1.5	1.7			73.1	95.3	79.5
13 DIAMOND PRINCES	33.3	11.3	44.6	7.6	1.3	0.7	9.6	16.6			70.8	86.3	90.0
14 EARLY MAJESTIC	51.0	13.9	64.9					4.2			69.0	50.4	67.7
15 WHITE LADY	33.3	32.4	65.7	1.8	0.2		2.0	1.3			69.0	91.1	95.9
16 GROWN PRINCESS	35.1	10.5	45.6	3.1			3.1	16.6			65.3	73.9	78.9
17 AUGUST LADY	36.9	6.8	43.8	3.5	0.01		3.5	16.1			63.4	72.0	64.2
18 SUPER RICH	39.7	2.0	41.6	7.6			7.6	8.1			57.3	29.0	22.3
19 S-CHANG	33.0	7.1	40.1	1.6			1.6	14.3			56.0	25.4	39.0
20 SUMMER LADY	24.2	7.5	31.7	12.4			12.4	10.9			55.0	77.1	115.1
21 RED LADY	23.1	18.3	41.4	6.2	2.2		8.4	4.3	0.2		54.3	83.2	94.2
22 R-CHANG	34.5	1.0	35.5	2.6			2.6	13.8			51.8	15.9	16.0
23 SEPTEMBER LADY	10.3		10.3	23.8		2.1	25.9	14.8			51.1		1.4
24 SPRINGCREST	31.2	6.2	37.4	0.03			0.03	11.3			48.7	55.8	71.2
25 ROSARIO RED	27.3	7.7	35.0	1.8		0.1	1.9	11.2			48.1	60.9	69.1
26 SNOW KING	10.1	34.3	44.4						0.8		45.3	51.6	38.2
27 ROBIN NEIL	20.8	5.0	25.8		0.3		0.3	10.4			36.5	58.1	46.8
28 AUTUMN LADY	29.4	4.8	34.1					2.1			36.2	30.7	20.6
29 JUNE LADY	19.2	6.4	25.6	6.0			6.0	3.0			34.7	36.7	25.6
30 KAWEAH	9.4	4.5	14.0	2.4			2.4	13.4			29.8	60.2	42.6
31 BEAUTY SWEET	10.1	8.4	18.5		0.3		0.3	7.6			26.4	22.9	35.2
32 SATURN		24.9	24.9								24.9		
33 FLAVORCREST	8.2	4.9	13.1	0.9	0.2		1.2	9.8			24.0	41.9	110.2
34 LINDO	19.0	1.3	20.3					1.9			22.1	21.3	15.8
35 IVORY PRINCESS	0.8	18.7	19.6						0.7		20.2		
36 RYAN SUN	16.5	2.4	18.9					1.1			20.0	40.1	54.8
37 FLAMECREST	5.8		5.8			1.0	1.0	12.5			19.3	33.3	56.3
38 POLAR KING	11.4	7.5	18.9								18.9	19.7	22.5
39 SNOW GIANT	4.1	14.7	18.8								18.8	17.8	14.2
40 SPRING DELIGHT	10.9	0.2	11.0					7.5			18.5	21.3	8.4
41 SWEET SNOW	10.2	6.5	16.7	0.2			0.2	1.0			17.9	9.7	19.5
42 LATE NOS						3.3	3.3	14.3			17.6	11.9	12.2
43 SPRING LADY	9.8	5.5	15.3					2.1			17.4	23.9	32.0
44 AUGUST PRINCESS	2.3	14.4	16.7						0.2		16.9	20.4	16.2
45 CAL RED	11.4	1.3	12.7		0.6		0.6	3.5			16.8	38.3	29.9
46 ROYAL LADY	6.7	0.7	7.4	3.4			3.4	4.9			15.8	13.1	41.5
47 FANCY LADY	6.7	4.0	10.7	2.8			2.8	1.5			15.1	36.8	41.4
48 CARNIVAL	8.2	3.6	11.7	0.9		0.02	0.9	1.8			14.4		1.2
49 CORONA								14.0			14.0		
50 QUEEN CREST	8.0	2.2	10.3					3.4			13.7	17.9	9.8
51 CANDY ICE	0.5	2.4	2.8	7.1			7.1	2.4	0.2		12.5	32.0	40.3
52 SUMMER ZEE	8.5	2.6	11.1	0.3			0.3	0.4			11.8	11.7	9.9
53 BRITNEY LANE	7.9	0.6	8.5					3.2			11.7	10.5	0.001
54 SUN RED	0.9	8.8	9.7					0.5			10.2	9.1	7.5
55 VISTA	2.3	5.2	7.5	0.3			0.3	1.9			9.7	18.4	19.8
56 AUTUM FLAME	6.7	0.1	6.8					2.5			9.3	17.6	37.5
57 DU 256	7.7	0.5	8.2					0.3			8.5	3.4	0.2
58 EARLY BEAUTY	2.3	1.0	3.4					4.9			8.3	10.9	5.5
59 SCARLET SNOW	0.9		0.9					6.9			7.8	6.5	7.7
60 GOLD CREST	1.0	2.6	3.7					4.1			7.8	3.4	7.9
OTHERS	38.7	55.6	94.3	8.6	1.4		10.0	51.6	0.6		156.5	301.1	350.8
<b>TOTAL SEASON 2008/2009</b>	<b>2,449.6</b>	<b>1,027.8</b>	<b>3,477.4</b>	<b>596.5</b>	<b>41.2</b>	<b>30.1</b>	<b>667.9</b>	<b>1,213.8</b>	<b>4.6</b>	<b>0.06</b>	<b>5,363.7</b>		
<b>TOTAL SEASON 2007/2008</b>	<b>2,645.3</b>	<b>1,166.3</b>	<b>3,811.6</b>	<b>662.3</b>	<b>69.6</b>	<b>11.5</b>	<b>743.4</b>	<b>1,239.7</b>	<b>11.9</b>			<b>5,806.6</b>	
<b>TOTAL SEASON 2006/2007</b>	<b>2,903.3</b>	<b>1,229.4</b>	<b>4,132.7</b>	<b>644.3</b>	<b>86.8</b>	<b>1.4</b>	<b>732.5</b>	<b>1,191.7</b>	<b>20.6</b>	<b>1.0</b>			<b>6,078.4</b>

## Main Peaches Varieties by Destination Market

Season 2008/2009 (Tons)

VARIETY	NORTH AMERICA			EUROPE				LATIN AMERICA	FAR EAST	MIDDLE EAST	TOTAL		
	EAST	WEST	TOTAL	CONT	UK	RUS	TOTAL				2008-09	2007-08	2006-07
1 ELEGANT LADY	2,180.7	584.1	2,764.8	659.9	54.6	94.9	809.4	1,932.9			5,507.1	6,830.1	8,068.2
2 NOT DEFINED	1,893.3	712.7	2,606.1	1,011.6	84.2	8.9	1,104.7	1,474.8	15.5	0.4	5,201.4	3,402.1	2,979.5
3 RICH LADY	2,025.2	1,007.2	3,032.4	514.5	72.8		587.3	1,236.7			4,856.5	5,779.5	6,008.7
4 ZEE LADY	2,249.5	721.4	2,970.8	292.8	21.7	26.1	340.6	1,338.7			4,650.1	5,401.5	4,712.2
5 SWEET SEPTEMBER	1,524.4	383.3	1,907.7	66.6	26.6	18.7	111.9	428.2			2,447.8	2,950.4	2,872.3
6 ROYAL GLORY	976.4	412.1	1,388.5	72.9	8.7		81.6	451.4			1,921.6	1,916.1	1,807.5
7 EARLY RICH	925.7	341.9	1,267.6	165.2	3.4		168.7	155.9			1,592.1	1,647.0	1,296.1
8 SEPTEMBER SUN	651.0	131.8	782.9	29.5	1.8	45.0	76.3	407.8			1,266.9	1,526.0	1,736.1
9 O'HENRY	579.7	230.8	810.5	134.9	1.9		136.8	255.0			1,202.3	1,152.4	1,652.3
10 REDTOP	283.0	149.2	432.2	105.3			105.3	297.9			835.4	225.1	245.0
11 RICH MAY	524.9	104.0	628.9	13.8			13.8	183.5			826.2	1,250.2	837.1
12 DIAMOND PRINCES	277.4	90.4	367.8	48.4	10.0	5.8	64.2	149.9			582.0	714.4	771.9
13 SEPTEMBER SNOW	223.1	330.4	553.5	12.3			12.3	13.5			579.3	726.2	633.9
14 WHITE LADY	275.0	260.5	535.5	10.4	1.4		11.8	12.4			559.6	740.1	773.9
15 GROWN PRINCESS	284.6	80.1	364.7	16.6			16.6	161.8			543.1	646.3	640.5
16 AUGUST LADY	287.8	54.2	342.0	27.4	0.1		27.5	143.7			513.2	571.4	537.0
17 EARLY MAJESTIC	370.9	105.6	476.6					33.5			510.1	388.0	547.0
18 S-CHANG	259.0	56.7	315.6	12.5			12.5	128.7			456.9	221.7	359.6
19 RED LADY	184.3	142.9	327.2	37.6	16.5		54.1	70.5	1.6		453.4	659.1	774.9
20 ROSARIO RED	235.5	64.5	300.0	13.6		0.8	14.4	120.7			435.1	485.2	556.5
21 SUPER RICH	310.8	15.5	326.2	34.6			34.6	73.1			433.9	237.4	194.2
22 SUMMER LADY	184.4	57.2	241.7	91.6			91.6	98.1			431.4	599.6	937.9
23 R-CHANG	270.8	7.7	278.5	21.1			21.1	124.0			423.6	138.9	151.6
24 SPRINGCREST	242.1	48.3	290.4	0.2			0.2	108.2			398.8	467.6	576.1
25 SEPTEMBER LADY	86.9		86.9	119.2		18.7	137.9	148.0			372.8		11.9
26 SNOW KING	76.9	278.5	355.3						6.7		362.1	411.4	309.5
27 ROBIN NEIL	206.2	37.9	244.1		2.1		2.1	93.8			339.9	485.8	384.1
28 AUTUMN LADY	235.1	38.0	273.2					18.6			291.8	251.5	176.1
29 JUNE LADY	139.0	49.3	188.3	39.1			39.1	27.2			254.6	289.8	201.3
30 KAWEAH	82.4	35.1	117.5	13.1			13.1	121.0			251.6	501.9	329.0
31 BEAUTY SWEET	81.2	69.8	151.0		2.5		2.5	68.2			221.7	178.8	318.6
32 FLAVORCREST	71.5	39.4	110.9	3.7	1.9		5.6	94.0			210.4	339.3	895.5
33 FLAMECREST	51.8		51.8			8.2	8.2	111.9			172.0	274.2	474.8
34 LATE NOS						30.0	30.0	141.8			171.8	106.7	121.3
35 RYAN SUN	141.5	19.8	161.3					10.0			171.4	354.7	465.0
36 LINDO	141.8	9.0	150.8					19.8			170.6	170.4	120.0
37 IVORY PRINCESS	6.7	151.5	158.2						5.2		163.4		
38 SPRING DELIGHT	86.9	1.3	88.2					67.1			155.3	181.4	73.5
39 SNOW GIANT	33.0	119.1	152.1								152.1	142.8	115.4
40 CAL RED	105.0	10.5	115.5		3.8		3.8	31.6			150.9	308.6	257.0
41 SPRING LADY	79.0	47.9	126.9					20.5			147.4	211.4	266.3
42 POLAR KING	86.0	59.5	145.5								145.5	147.9	170.9
43 SWEET SNOW	81.5	56.8	138.2	1.8			1.8	4.1			144.1	79.8	159.9
44 AUGUST PRINCESS	18.5	119.0	137.5						1.3		138.8	161.9	134.5
45 ROYAL LADY	53.6	5.8	59.4	24.4			24.4	44.5			128.3	107.2	339.2
46 CARNIVAL	69.3	28.4	97.7	7.0		0.2	7.1	23.2			128.0		16.7
47 CORONA								126.0			126.0		
48 QUEEN CREST	62.2	20.0	82.2					41.1			123.3	153.2	88.4
49 FANCY LADY	52.0	29.9	81.9	17.9			17.9	13.6			113.5	297.4	341.7
50 DU 256	93.0	5.6	98.6					3.0			101.6	30.4	2.2
51 BRITTNEY LANE	62.6	4.6	67.2					29.1			96.2	87.8	0.008
52 LOADELL								90.7			90.7	100.0	15.4
53 SUMMER ZEE	62.7	20.8	83.5	3.1			3.1	3.7			90.2	105.0	83.7
54 SUN RED	7.5	73.1	80.6					4.2			84.8	79.5	65.5
55 SATURN		82.9	82.9								82.9		
56 CANDY ICE	5.2	17.9	23.2	36.0			36.0	21.5	0.7		81.3	216.3	277.9
57 EARLY BEAUTY	25.3	7.9	33.2					44.0			77.2	79.8	44.2
58 VISTA	18.6	40.3	58.9	2.0			2.0	15.8			76.7	151.0	157.1
59 AUTUM FLAME	52.8	1.0	53.8					22.0			75.8	137.5	317.3
60 SCARLET SNOW	7.5		7.5					61.8			69.3	57.0	67.4
OTHERS	343.5	459.7	803.2	44.4	13.9		58.3	511.9	2.3		1,375.6	2,480.3	3,135.1
<b>TOTAL SEASON 2008/2009</b>	<b>19,946</b>	<b>8,032.9</b>	<b>27,979</b>	<b>3,704.9</b>	<b>328.0</b>	<b>257.3</b>	<b>4,290.2</b>	<b>11,434</b>	<b>33.3</b>	<b>0.4</b>	<b>43,737</b>		
TOTAL SEASON 2007/2008	21,703	9,175.6	30,878	4,155.0	461.1	93.5	4,709.6	11,697	71.9			47,357	
TOTAL SEASON 2006/2007	23,608	9,726.1	33,334	4,128.1	617.6	7.3	4,753.0	11,399	112.1	8.1			49,606

## Main Plums Exporters

Season 2008/2009 (Thousand cases)

EXPORTER	ANGELINO	NOT DEFINED	LARRY ANN	BLACK AMBAR	FORTUNE	FRIAR	AUTUMN FRIDE	ROYSUM	OTHERS	TOTAL		
										2008-09	2007-08	2006-07
1 Copefrut S.A.	12.7	1,590.7	4.1	7.6					1.3	1,616.5	1,546.2	1,909.5
2 David del Curto S.A.	379.9	2.9	185.5	119.8	50.0	62.6	94.0	7.2	318.7	1,220.6	983.0	1,130.7
3 San Fernando S.A., Frutera (Frusan)	168.6	20.1	177.8	107.0	69.6	84.4	11.4	21.1	61.7	721.6	717.8	616.7
4 Dole Chile S.A.	187.3	8.0	161.5	82.8	64.8	44.3	17.8	8.3	73.0	648.0	670.2	1,168.8
5 Aconcagua Ltda, Exportadora (Aconex)	141.4	9.7	71.2	50.8	28.7	61.4	33.7	8.2	239.1	644.3	519.6	348.3
6 Greenvic Comercial S.A.	184.5	21.7	63.5	50.8	63.7	50.9	47.5		111.6	594.3	504.3	386.9
7 Geofrut S.A.	242.7	7.9	132.2	66.8	11.8	23.9	2.6	11.4	85.3	584.4	487.6	608.4
8 Agua Santa, Exportadora (Greentree)	221.3	6.2	69.6	45.0	12.1	7.5	31.6		49.8	443.1	425.9	450.8
9 Gestión de Exportación Frutícola S.A. (Gesex)	79.9	14.1	60.5	33.7	9.2	10.0	17.8	0.08	199.2	424.6	446.0	440.1
10 Del Monte Fresh Produce (Chile) S.A.	165.4		64.3	31.2	28.1	12.9	1.9	42.6	33.5	379.9	370.4	575.6
11 Southern Fruit, Exportadora	102.7	24.2	28.7	49.0	13.3	27.1	20.9		87.2	353.1	216.7	
12 Soc. Agric. Comercial Ltda, (Agricom)	181.7	17.6	10.3		12.1	8.5		1.0	77.2	308.4	318.3	238.2
13 Frucentro S.A.	92.4	16.5	65.4	7.1	13.2	14.4	17.3	21.2	51.9	299.4	208.8	279.7
14 Novafrux S.A.	36.3	0.8	21.3	13.1	9.6	12.1		18.6	154.9	266.7		
15 Verfrut S.A., Sociedad Exportadora	100.1	8.1	72.0	24.1	7.2				45.5	257.0	374.4	
16 San Francisco Lo Garces Ltda., Sociedad	116.7	67.8	10.1	9.5	2.9		2.1		35.1	244.1	118.7	287.8
17 Agrícola Los Mayos Ltda.	32.0	66.3	26.9	4.8	6.7		6.0		84.9	227.5	108.6	184.1
18 AMS Family S.A., Comercial	70.3		46.7	30.0	40.0	0.7			22.8	210.5	299.6	211.4
19 C y D Internacional S.A.	47.2	5.5	36.3	2.5	9.7		2.7	9.6	42.3	155.9	143.3	211.9
20 Unifrutti Traders Ltda.	43.4	0.7	49.5	6.2	25.3	13.0	2.0		14.2	154.3	133.5	184.1
21 Delifrut S.A.	48.1	11.0	12.2	17.7	5.7	2.7	7.0	34.4	13.4	152.2	170.1	217.9
22 Exportadora Frutam Ltda.	43.0	7.3	23.9	29.4	1.4	7.6	8.0		28.2	148.8	147.7	140.9
23 Los Lirios S.A., Exportadora	63.6		40.4	19.0	12.7	8.3			2.5	146.4	116.1	152.4
24 Sapel Ltda, Exportadora	95.0	1.1	10.5	8.7		3.0			10.3	128.7	137.4	112.7
25 Rucaray S.A., Exportadora y Servicios	61.8	0.8	16.7	9.1	7.2				17.5	113.1	148.4	191.1
26 Alquimia Fresh S.A.	14.6				2.2	1.8	12.1		79.3	109.9	57.5	
27 Fresh Export Ltda.	22.0	2.4	9.4	41.6			11.3		6.7	93.4	66.8	64.1
28 Frutexport S.A.	22.7	5.1	19.6	17.9	9.1		0.2	3.2	3.7	81.4	42.1	61.8
29 Frutamerica S.A., Exp.	40.1	2.4	15.9	9.2		6.4	3.3	3.5	0.5	81.2	59.1	150.9
30 Terrafrut S.A.	26.0	4.8	11.5	13.7	7.1	6.6	9.6		0.2	79.6	107.7	113.6
31 Lafrut Exportaciones Agropecuarias Ltda.	33.7	4.9	15.0	6.6		2.4			13.6	76.3	131.8	119.5
32 Araucaria Exportaciones S.A.	31.2	5.3	8.4	4.1	7.5		2.9	5.1	11.1	75.5	89.0	
33 Monterreal Ltda, Exp de Frutas	30.0		36.7							66.7	53.3	53.8
34 Magna Trading S.A., Exportadora	11.0		5.1	10.2	10.0	12.4			15.8	64.4	24.3	
35 Prize Ltda., Exportadora			2.4	7.2	5.5	13.0			32.0	60.1	5.2	6.2
36 Santa Marta, Exportadora S.A.	25.2	4.6	13.5	4.0		7.4			2.3	57.0	43.3	53.8
37 Frugal S.A., Exportadora	12.2								43.2	55.4	24.1	15.5
38 Henríquez Marich, Juan								49.5	2.8	52.3		118.5
39 Queulat Export S.A.	14.0	2.4	9.0			13.6			11.6	50.6		
40 Ecoaustral Ltda.	22.6		3.7	1.8		6.2	0.8		9.5	44.5	52.8	68.4
41 Compañía Frutera del Norte S.A (CFN)	18.0		9.2		2.4			12.4	0.1	42.1	81.6	65.9
42 Atlas S.A., Exportadora	7.4		13.9			9.0			10.6	41.0	77.8	40.6
43 Andina Exportadora S.A.	16.8	0.6	11.1	1.0					9.1	38.5	34.1	81.2
44 Gedesa Exportaciones S.A.		0.1							37.4	37.6	39.8	30.1
45 TyT Export S.A.	21.0	2.5	2.6	4.2		2.5			4.8	37.5	85.5	38.9
46 Bauza Export Ltda.		8.5	23.6						5.3	37.4	28.3	54.5
47 Córpora Agrícola S.A.	13.4			7.3		15.4				36.0	11.1	69.9
48 Atlántida Ltda, Sociedad Agrícola e Inm.	11.3		13.9					9.5		34.7	15.7	34.2
49 Tempo Fruit S.A.		0.2					0.2		33.8	34.3	14.6	
50 Meyer Ltda., Exportaciones	3.5		2.2	0.5	4.4	7.1	3.0		13.1	33.8	38.6	34.7
51 Polar Fruit International S.A.	5.4	4.5	6.9	3.2	0.8	3.7	1.4		6.9	32.8	17.4	34.0
52 Scramble Ltda., Ases e Inv.	9.6	0.2	6.7	0.4	6.4				6.8	30.0		
53 Chilfresh Ltda., Servicios	1.7	0.3	0.1						26.7	28.7	15.8	0.008
54 Río Paraná Ltda.	21.1		5.4							26.5	25.7	25.4
55 Monte Alto	12.9		6.4	6.9						26.2		
56 San Ricardo Ltda			12.8		9.1	0.03	0.1		3.7	25.8	26.4	13.7
57 7 Stars S.A.	7.2		11.1	4.6					2.3	25.2		
58 La Higuera S.A.			13.4	10.6						24.0	28.1	20.6
59 Sofruco Alimentos Ltda.		2.5	10.2			4.2			1.4	18.3	88.7	80.7
60 Golden Fruits Ltda. Exportadora	5.3	2.4	4.5	2.4					2.3	16.9	9.1	
OTHERS	101.9	25.5	81.5	28.1	77.4	26.9	8.7	17.6	88.7	456.3	1,001.4	2,314.9
<b>TOTAL SEASON 2008/2009</b>	<b>3,479.6</b>	<b>1,988.4</b>	<b>1,846.5</b>	<b>1,011.1</b>	<b>646.8</b>	<b>593.8</b>	<b>378.1</b>	<b>284.4</b>	<b>2,346.8</b>	<b>12,575</b>		
TOTAL SEASON 2007/2008	3,493.6	297.3	2,408.6	1,307.7	624.3	630.7	311.8	323.4	2,311.6		11,709	
TOTAL SEASON 2006/2007	4,279.4	250.8	2,642.6	1,415.6	810.4	754.4	367.3	418.8	2,873.9			13,813



## Main Plums Exporters Season 2008/2009 (Tons)

EXPORTER	ANGELINO	NOT DEFINED	LARRY ANN	BLACK AMBAR	FORTUNE	FRIAR	AUTUMN FRIDE	RED HEART	OTHERS	TOTAL		
										2008-09	2007-08	2006-07
1 Copefrut S.A.	105.3	12,828	33.1	61.3				9.7		13,037	12,328	14,993
2 David del Curto S.A.	2,843.8	23.6	1,224.1	767.6	335.7	412.5	593.8	131.8	2,167.7	8,500.6	7,008.6	8,063.9
3 Aconcagua Ltda, Exportadora (Aconex)	1,182.0	79.6	674.0	483.4	279.4	566.8	331.9	143.4	1,999.4	5,739.9	4,757.0	3,308.3
4 Dole Chile S.A.	1,528.0	73.6	1,253.9	686.1	512.6	335.1	140.7	100.0	546.5	5,176.4	5,226.9	9,145.9
5 San Fernando S.A., Frutera (Frusan)	1,009.4	127.9	1,187.7	690.8	491.9	552.3	62.2	51.7	478.2	4,652.1	4,654.9	3,944.0
6 Greenvic Comercial S.A.	1,485.6	144.0	483.6	351.7	380.0	314.5	362.1	92.0	719.3	4,332.9	3,464.5	2,856.9
7 Geofrut S.A.	1,754.8	63.8	847.7	408.0	74.1	147.5	19.9	225.7	423.2	3,964.7	3,275.7	4,157.8
8 Gestión de Exportación Frutícola S.A.(Gesex)	753.7	111.3	497.0	262.2	70.8	77.5	119.3	9.9	1,575.1	3,476.9	3,707.7	3,545.6
9 Agua Santa, Exportadora (Greentree)	1,640.0	41.6	444.7	328.9	95.8	60.7	223.5		364.0	3,199.2	2,995.7	3,093.8
10 Del Monte Fresh Produce (Chile) S.A.	1,345.1		552.3	296.3	248.2	105.2	15.4	17.5	583.2	3,163.3	3,019.1	4,529.3
11 Southern Fruit, Exportadora	790.3	176.1	169.1	323.2	76.9	170.0	128.6	49.6	539.7	2,423.6	1,433.6	
12 Soc. Agric. Comercial Ltda, (Agricom)	1,412.9	135.7	82.5		88.5	61.3		37.8	533.8	2,352.5	2,563.0	1,919.7
13 San Francisco Lo Garces Ltda., Sociedad	1,015.6	592.7	78.0	78.8	24.9		17.4	18.7	284.2	2,110.3	1,197.8	2,585.3
14 Frucentro S.A.	683.6	105.6	446.3	56.5	78.3	91.2	120.9	116.5	374.8	2,073.4	1,462.3	2,009.6
15 Verfrut S.A., Sociedad Exportadora	677.5	53.2	453.7	178.1	47.0				341.6	1,751.1	2,760.3	
16 Novafrux S.A.	217.5	4.7	138.0	76.8	66.9	68.8		216.1	891.6	1,680.3		
17 AMS Family S.A., Comercial	586.6		350.3	240.3	252.0	6.7		23.1	144.4	1,603.3	2,268.2	1,634.8
18 Agrícola Los Mayos Ltda.	274.8	430.5	161.3	29.9	58.9		52.2		555.1	1,562.7	717.5	1,275.0
19 Exportadora Frutam Ltda.	418.7	66.4	240.7	270.3	12.7	70.1	76.5	6.4	270.7	1,432.4	1,396.1	1,347.1
20 Unifrutti Traders Ltda.	384.9	4.7	404.2	49.4	270.9	114.8	20.2	27.6	125.0	1,401.6	1,221.8	1,529.3
21 C y D Internacional S.A.	363.9	51.0	293.0	22.1	81.8		19.8	201.0	174.1	1,206.7	984.8	1,420.9
22 Los Lirios S.A., Exportadora	470.1		314.4	159.1	110.6	73.0			19.3	1,146.5	850.4	1,178.6
23 Delifruit S.A	283.0	85.8	103.4	142.7	48.6	21.4	61.1	17.9	295.4	1,059.4	1,283.3	1,600.2
24 Sapel Ltda, Exportadora	620.1	7.1	73.7	56.7		21.4		63.3		842.3	980.5	900.0
25 Rucaray S.A., Exportadora y Servicios	420.2	5.8	106.9	62.3	49.3				128.9	773.2	937.7	1,281.6
26 Fresh Export Ltda.	187.9	20.4	75.8	309.4			92.7		60.7	747.0	498.7	542.9
27 Alquimia Fresh S.A	91.8				19.4	8.8	76.0		525.8	721.8	392.0	
28 Frutamerica S.A, Exp.	360.8	21.6	132.2	74.7		51.0	26.4	4.9	31.3	703.0	462.2	1,247.6
29 Terrafrut S.A	234.0	42.0	104.3	119.2	60.4	57.9	82.2		1.8	701.8	867.6	902.9
30 Frutexport S.A.	208.2	42.7	133.7	130.5	74.5		1.4		59.2	650.1	270.3	481.2
31 Lafrut Exportaciones Agropecuarias Ltda.	219.9	49.4	149.6	66.1		24.0		69.0	59.8	637.7	883.3	797.0
32 Araucaria Exportaciones S.A.	249.8	33.8	52.2	26.3	47.5		17.0		134.2	560.7	564.0	
33 Monterreal Ltda, Exp de Frutas	248.2		295.3							543.5	413.1	438.3
34 Prize Ltda., Exportadora			20.4	58.7	49.1	106.4		25.4	241.2	501.2	38.1	49.3
35 Frugal S.A., Exportadora	109.5								389.2	498.7	216.6	139.1
36 Santa Marta, Exportadora S.A	216.9	35.4	112.0	26.4		67.9		16.0	4.5	479.0	347.7	351.3
37 Magna Trading S.A., Exportadora	71.3		30.1	81.4	79.3	77.6			115.1	454.9	163.9	
38 Bauza Export Ltda.		71.7	247.8						46.1	365.6	293.6	459.7
39 Ecoastral Ltda.	183.2		29.8	13.9		44.8	5.9		85.2	362.8	365.9	467.2
40 TyT Export S.A.	188.6	22.6	17.0	37.6		22.3			43.2	331.4	740.5	312.5
41 Meyer Ltda., Exportaciones	31.4		19.6	4.3	39.3	63.9	27.2	14.7	103.6	304.0	353.7	303.8
42 Polar Fruit International S.A.	50.0	40.9	64.4	31.8	7.0	33.5	13.6	11.9	50.7	303.7	163.5	321.0
43 Queulat Export S.A.	79.4	16.7	45.0			68.0			93.9	302.9		
44 Atlas S.A., Exportadora	52.2		92.9			81.1			68.2	294.4	546.2	334.3
45 Gedesa Exportaciones S.A		1.0							290.5	291.5	280.4	230.9
46 Henríquez Marich., Juan									280.4	280.4		942.3
47 Córpora Agrícola S.A.	109.2			58.1		112.1				279.4	85.0	562.6
48 Compañía Frutera del Norte S.A (CFN)	104.9		69.3		21.6			0.7	67.0	263.6	495.8	443.2
49 Chillfresh Ltda., Servicios	15.1	2.3	1.2					3.1	236.9	258.6	142.5	0.03
50 Scramble Ltda., Ases e Inv.	86.1	2.0	57.4	3.0	52.5				54.8	255.8		
51 San Ricardo Ltda			125.0		89.9	0.4	2.0	11.5	26.2	254.9	278.0	159.7
52 Tempo Fruit S.A.		1.9					1.7		246.7	250.3	111.1	
53 Andina Exportadora S.A.	94.4	2.9	71.8	8.6					66.7	244.5	237.7	623.0
54 Río Paraná Ltda.	187.9		46.7							234.7	218.3	200.8
55 7 Stars S.A.	64.8		98.6	41.8					21.0	226.2		
56 Monte Alto	95.7		49.1	51.9						196.7		
57 La Higuera S.A.			99.2	81.7						180.9	191.4	138.1
58 Puelche S.A.			21.4	10.7	63.4				83.8	179.3		
59 Atlántida Ltda, Sociedad Agrícola e Inm.	61.1		69.6						47.4	178.2	78.5	174.7
60 Golden Fruits Ltda. Exportadora	47.5	24.0	43.0	24.0				3.0	19.1	160.6	82.1	
OTHERS	881.6	266.2	785.5	263.6	739.9	274.3	80.5	96.9	756.3	4,144.8	8,432.6	18,237
<b>TOTAL SEASON 2008/2009</b>	<b>26,799</b>	<b>15,910</b>	<b>13,773</b>	<b>7,606.2</b>	<b>5,099.6</b>	<b>4,364.8</b>	<b>2,791.9</b>	<b>1,816.9</b>	<b>17,846</b>	<b>96,007</b>		
<b>TOTAL SEASON 2007/2008</b>	<b>26,187</b>	<b>2,223.7</b>	<b>18,061</b>	<b>10,016</b>	<b>4,992.3</b>	<b>4,957.7</b>	<b>2,367.9</b>	<b>1,845.4</b>	<b>18,058</b>		<b>88,709</b>	
<b>TOTAL SEASON 2006/2007</b>	<b>32,864</b>	<b>1,929.2</b>	<b>19,960</b>	<b>10,704</b>	<b>6,493.2</b>	<b>5,715.1</b>	<b>2,690.1</b>	<b>2,207.4</b>	<b>22,618</b>			<b>105,181</b>

## Main Plums Importers

Season 2008/2009 (Thousand cases)

CONSIGNEE	MKT	ANGELINO	NOT DEFINED	LARRY ANN	BLACK AMBAR	FORTUNE	FRIAR	AUTUMN FRIDE	ROYSUM	OTHERS	TOTAL		
											2008-09	2007-08	2006-07
1 Fruchthansa GmbH	EUR	159.6	0.03	49.9	72.4	19.6	31.0	41.8		141.4	515.7	369.1	397.3
2 The Oppenheimer Group	NAM	160.4	17.2	108.7	29.7	13.4	10.0		1.1	71.3	411.7	398.5	391.8
3 Wal-Mart Stores, Inc.	NAM	86.1	6.0	36.3	38.1	17.1	24.1	26.0	1.8	87.9	323.5	276.3	198.3
4 Jac Vandenberg, Inc.	NAM	80.2	9.1	56.1	9.4	11.7	5.2	18.5	0.8	103.8	294.8	276.8	391.8
5 Sierra Produce	NAM	127.4	1.6	34.5	30.8	16.5	8.7	22.8		30.4	272.7	244.1	254.3
6 Kopke Jr.Inc., William H.	NAM	38.4	15.5	19.0	62.4	26.6	16.3	13.6		59.1	250.9	233.2	237.6
7 SFI Rotterdam B.V.	EUR	64.0	29.5	53.4	40.6	1.3	17.4	0.1	13.6	15.0	235.1	246.5	284.2
8 Capespan	EUR	99.8	7.2	16.4		2.5	5.1	7.6	30.3	28.3	197.3	58.1	67.5
9 OGL Food Trade GmbH	EUR	30.4		19.4	23.1	35.2	30.1	9.1	8.8	26.8	182.9	125.7	119.6
10 Global Fruit Point GmbH	EUR	50.0	6.9	17.0	31.7	18.0	29.6	3.7		21.4	178.4	115.5	20.8
11 New World Fruit Traders B.V.	EUR		175.5								175.5	205.1	204.7
12 Del Monte Fresh Produce	NAM	31.2		38.1	18.0	25.6	6.5	1.9		30.3	151.7	16.6	268.5
13 Wellking Trading Ltd.	FAR	9.5	140.0	2.1							151.6	62.2	
14 Timerfruit B.V.	EUR	27.3	0.1	11.3	6.7	3.0	8.8		18.6	67.9	143.7	160.4	106.6
15 Giumarra Bros Fruit Co., Inc.	NAM	36.5	7.2	12.6	27.3	7.9	23.2	6.5		19.7	140.8	144.4	114.1
16 International Produce Ltd.	EUR	46.2	17.0	19.4	1.8	1.1	5.0	1.3	4.0	37.8	133.4	118.7	133.6
17 Chiquita Fresh North America	NAM	66.2	1.2	11.2	20.4	2.5	14.0	3.9		13.4	132.8	134.1	308.1
18 Aconex RT USA	NAM	7.9	2.8	25.5	11.0	8.6	16.3	10.7		48.1	130.8	154.1	151.2
19 Pro Fruit Marketing, Inc.	NAM	45.6	1.1	8.6	15.0	7.2	1.6	3.4		46.4	128.9	197.4	188.1
20 Huitong Economic Trade	FAR	2.3	110.4							15.0	127.6	98.7	23.7
21 Loblaw's Companies East Prod.	NAM	39.3	6.3	8.5	7.2	8.0	11.5	17.6		28.4	126.8	126.6	48.0
22 Vanguard Marketing Services LLC	FAR	10.5	78.7	15.6	2.4	1.7				15.2	124.2	112.8	242.2
23 Frucom Hamburg GmbH & Co	EUR	7.3	61.2	16.0	3.5	15.3	7.6	0.5		11.3	122.7	27.3	
24 Fruttital Distribuzione S.R.L.	EUR	39.5	49.6	20.7						3.1	112.9	114.5	102.0
25 Companhia Brasileira de Distribuição	LAT	28.4	0.3	11.3	5.1	11.3	4.0	3.0	3.8	42.4	109.6	61.7	75.7
26 Rio Vista Limitada	NAM	2.1	0.2	16.8	20.5	5.9	2.4	12.7		46.5	107.2	126.2	161.0
27 Nico de Jong B.V.	EUR	50.0	8.8	21.9	10.5		14.4	0.1		0.6	106.3	121.9	156.7
28 Dole Fresh Fruit Co.	NAM	15.1		13.9	22.5	11.0	17.9	3.8	0.3	21.5	105.9	96.8	483.8
29 Woo Lee Fruit & Vegetables Co. Ltd.	FAR	7.8	66.7	4.5				1.2		24.9	105.0	67.9	122.8
30 Cultivar, S.A.	EUR	22.4	20.2	30.4	8.7	4.8	3.5	10.2	0.1	2.9	103.2	26.1	63.3
31 Del Monte Fresh Produce B.V.	EUR	50.1		6.6			3.4		40.8	0.5	101.5	82.7	93.2
32 Andes River Marketing Services Corp.	NAM	3.6	71.2	4.8	10.2	1.3				10.3	101.4	88.3	166.0
33 A. Gomez Ltd.	EUR	39.4	25.1	16.5	1.3	3.8	1.4	3.3		5.2	95.8	125.4	78.2
34 Solfruit International B.V.	EUR	11.6		19.6		0.6	3.6	8.0	44.5	7.4	95.2	87.0	94.9
35 Univeg Import SA	EUR	29.6	22.7	18.4	1.8	3.6	1.9	0.5	1.2	14.1	93.9	24.0	
36 LordMayor S.A. de C.V.	LAT	28.8	21.9	21.6	11.2	4.3	3.6			0.7	92.0		
37 Dellafrutta Com. A tac. de Frutas Ltda.	LAT	52.4	0.8	16.1	9.2		4.2			5.8	88.6	42.9	69.4
38 Hillfresh International B.V.	EUR	25.9	0.7	15.8	7.0	7.4	4.3	1.5	4.5	20.7	87.9	66.5	
39 De Groot International B.V.	EUR	19.8		10.4	15.0	15.3	5.0	2.4		14.6	82.5	130.9	177.9
40 Direct Produce Supplies PCL	EUR	19.3			16.4	7.0		0.1	0.08	37.7	80.7	81.1	95.6
41 Long Oasis Limited	FAR	8.9	8.3	13.0	2.4	6.1		2.4		39.3	80.4	12.8	17.2
42 R.J.U. Com. Benef. de Frutas y Verd.	LAT	33.0	9.0	6.8	15.8	5.8	0.6			7.1	78.0	24.7	29.8
43 Primafruit	EUR	42.2		5.0	4.4	3.3	0.1	4.4	2.3	16.2	77.9	96.1	131.3
44 Silvestrin Frutas Ltda.	LAT	42.3	0.2	4.1	0.6	8.0	0.06	3.0		17.9	76.2	28.9	80.5
45 Trinity Fruit Sales Co.	NAM	1.4	0.04	5.0	18.8	3.5	17.0			30.4	76.1	42.1	58.8
46 Unifrutti Of America, Inc.	NAM	12.1	7.7	5.7	0.2	2.9	3.4			39.2	71.2	62.3	116.9
47 Pandol Bros, Inc.	NAM	3.5		10.3	10.6	23.9	7.0	2.9		12.6	70.7	48.8	53.7
48 Miles Import	EUR	15.7	33.9	5.6		0.2		1.3	2.3	10.8	69.9	53.4	129.7
49 Agricola Gloria Due S.R.L.	EUR	15.4	2.6	18.5	7.4	0.4	1.5			23.1	69.0	68.0	49.7
50 Kingo Fruits Co., Ltd.	FAR		35.3	3.4		4.8				22.9	66.4	65.4	80.7
51 Bengard Marketing	NAM	13.8	27.1	6.7	0.7	2.6	3.3	1.0		9.9	65.0	84.5	103.7
52 Com. de Frutas Finas Tarahumara	LAT	9.6	4.7	24.4	19.7		2.2	0.6		3.1	64.4	61.2	43.7
53 To Order	EUR	14.1	11.4	14.7	1.6	2.9	4.8	0.6		14.1	64.1	55.7	2.2
54 Eurofrugt A / S	EUR	28.7		11.2	5.1	1.2	2.9	1.8	1.0	11.4	63.2	75.6	45.1
55 Indigo Fruit SAS	EUR	19.7	3.1	11.7	0.3	1.9	0.4	1.1		24.1	62.2	50.6	75.8
56 All Fresh Produce	NAM	12.2	2.5	18.4	8.0	4.4	1.1			14.7	61.2	36.7	59.1
57 Vidimport S.A.	LAT	5.7	7.2	18.2	12.6		3.0	3.9		10.0	60.5	72.5	75.0
58 Caposud SARL	EUR	8.3	25.5	4.9		1.7			17.4	2.4	60.2	64.8	
59 Dandrea Produce Inc.	NAM	24.5	2.2	13.2	2.2	0.6	0.6	6.1		10.7	60.1	20.4	
60 F.P.D., Inc	NAM	6.0	15.8	4.0	1.9	1.7	9.8	5.5	1.5	13.9	60.0	57.7	86.0
OTHERS		1,492.4	809.1	812.8	308.1	254.4	194.6	108.0	85.4	837.4	4,902.3	5,398.5	6,549.5
<b>TOTAL SEASON 2008/2009</b>		<b>3,479.6</b>	<b>1,988.4</b>	<b>1,846.5</b>	<b>1,011.1</b>	<b>646.8</b>	<b>593.8</b>	<b>378.1</b>	<b>284.4</b>	<b>2,346.8</b>	<b>12,575</b>		
TOTAL SEASON 2007/2008		3,493.6	297.3	2,408.6	1,307.7	624.3	630.7	311.8	323.4	2,311.6		11,709	
TOTAL SEASON 2006/2007		4,279.4	250.8	2,642.6	1,415.6	810.4	754.4	367.3	418.8	2,873.9			13,813

## Main Plums Importers Season 2008/2009 (Tons)

	CONSIGNEE	MKT	ANGELINO	NOT DEFINED	LARRY ANN	BLACK AMBAR	FORTUNE	FRIAR	AUTUMN FRIDE	RED HEART	OTHERS	TOTAL			
												2008-09	2007-08	2006-07	
1	The Oppenheimer Group	NAM	1,296.0	135.4	834.4	234.0	101.4	76.7		32.7	519.1	3,229.6	2,993.5	2,949.3	
2	Fruchthansa GmbH	EUR	1,111.7	0.3	261.1	368.4	100.3	154.8	209.4	45.1	705.9	2,956.9	1,939.0	2,040.8	
3	Wal-Mart Stores, Inc.	NAM	734.6	59.9	342.2	330.9	168.2	204.6	243.1	59.3	696.1	2,838.8	2,565.8	1,633.7	
4	Sierra Produce	NAM	1,060.8	13.5	279.1	246.0	133.4	73.8	175.9		246.6	2,229.3	1,980.9	2,066.5	
5	Jac Vandenberg, Inc.	NAM	603.9	75.6	418.4	69.6	86.9	40.2	129.2	43.1	735.8	2,202.7	2,084.1	3,021.3	
6	Kopke Jr.Inc. , William H.	NAM	306.0	122.3	140.6	491.7	198.5	124.6	97.8	15.9	419.7	1,917.2	1,731.1	1,783.0	
7	Wellking Trading Ltd.	FAR	85.2	1,398.9	19.4							1,503.6	620.0		
8	Aconex RT USA	NAM	87.3	30.8	280.4	121.3	95.0	178.9	118.7	5.3	523.7	1,441.4	1,703.0	1,661.4	
9	Del Monte Fresh Produce	NAM	291.1		338.6	177.4	226.0	57.6	15.4	17.5	294.6	1,418.2	1,563.5	2,219.3	
10	SFI Rotterdam B.V.	EUR	367.3	175.8	288.5	232.5	6.5	100.6	0.9	47.7	107.3	1,327.2	1,420.9	1,669.0	
11	Huitong Economic Trade	FAR	20.5	1,104.0						2.2	132.5	1,259.2	1,135.3	222.7	
12	A. Gomez Ltd.	EUR	492.8	338.7	217.2	16.6	52.1	17.9	42.6	1.4	66.2	1,245.6	1,608.6	803.2	
13	Vanguard Marketing Services LLC	FAR	94.6	778.6	140.4	21.6	15.5			9.1	128.0	1,187.8	1,105.1	2,370.3	
14	New World Fruit Traders B.V.	EUR		1,050.1								1,050.1	1,083.2	1,068.6	
15	Capespan	EUR	518.0	37.9	86.6		12.5	25.6	38.8	12.5	295.7	1,027.7	302.8	366.7	
16	Giumarra Bros Fruit Co., Inc.	NAM	264.6	50.8	88.4	203.9	58.1	167.9	45.2	17.6	119.7	1,016.2	1,034.0	810.6	
17	Pro Fruit Marketing, Inc.	NAM	370.6	8.9	62.6	125.3	53.4	12.6	23.6		353.3	1,010.2	1,511.8	1,495.1	
18	Companhia Brasileira de Distribuição	LAT	258.8	2.9	101.4	46.3	101.9	36.0	26.8	62.2	353.9	990.3	559.3	681.3	
19	Woo Lee Fruit & Vegetables Co. Ltd.	FAR	70.0	636.3	40.7				10.9		224.1	982.0	649.2	1,176.9	
20	Chiquita Fresh North America	NAM	480.9	9.5	83.8	153.6	18.2	101.7	27.5	6.5	90.0	971.8	1,043.0	2,377.8	
21	International Produce Ltd.	EUR	325.8	151.0	134.3	12.3	6.9	34.4	9.1	58.4	200.4	932.6	925.9	1,104.2	
22	OGL Food Trade GmbH	EUR	151.9		101.8	115.5	176.1	150.6	45.5	11.8	166.3	919.4	628.6	597.9	
23	Global Fruit Point GmbH	EUR	250.1	34.7	84.8	158.5	90.2	148.2	18.4	3.5	103.5	891.9	577.6	107.8	
24	Loblaws Companies East Prod.	NAM	275.0	44.2	59.4	50.4	56.1	80.8	122.9	12.0	188.6	889.4	888.4	336.9	
25	LordMayor S.A. de C.V.	LAT	266.6	213.7	202.5	105.2	38.8	32.4			6.5	865.8			
26	Andes River Marketing Services Corp.	NAM	30.2	583.2	40.0	81.8	9.4				73.4	817.9	661.3	1,286.2	
27	Dellafrutta Com. Atac. de Frutas Ltda.	LAT	475.4	6.9	145.4	82.9		42.0		10.2	43.4	806.2	393.3	636.8	
28	Dole Fresh Fruit Co.	NAM	129.7		104.2	163.0	78.9	129.4	26.9	9.7	151.6	793.4	758.3	3,530.1	
29	Rio Vista Limitada	NAM	15.2	1.9	125.6	147.5	45.1	16.7	89.1	12.7	327.6	781.4	939.6	1,226.0	
30	Primafruit	EUR	411.1		49.5	40.4	32.6	1.4	43.7	52.7	129.1	760.5	833.8	1,053.8	
31	Timerfruit B.V.	EUR	138.1	0.7	62.4	33.9	15.1	44.0		86.7	361.8	742.8	808.8	542.8	
32	R.J.U. Com. Benef. de Frutas y Verd.	LAT	302.7	89.2	62.6	145.1	53.3	5.5		19.3	45.8	723.3	226.0	273.2	
33	Long Oasis Limited	FAR	80.3	74.7	116.9	21.6	54.7		21.6	7.6	342.4	719.7	115.2	154.4	
34	Direct Produce Supplies PCL	EUR	266.6			114.2	49.2		1.8		274.4	706.2	777.8	895.0	
35	Silvestrin Frutas Ltda.	LAT	383.0	1.5	37.7	5.0	71.9	0.6	27.8		162.5	690.0	260.3	719.0	
36	Pandol Bros, Inc.	NAM	24.3		83.0	85.6	237.7	64.9	20.5	21.7	109.0	646.7	448.1	439.3	
37	Kingo Fruits Co., Ltd.	FAR		350.5	33.3		43.2				206.8	633.8	630.9	734.8	
38	Trinity Fruit Sales Co.	NAM	10.4	0.4	37.7	156.2	29.4	149.0			237.7	620.8	295.5	487.9	
39	Frucom Hamburg GmbH & Co	EUR	36.3	306.2	79.9	17.5	79.2	37.9	2.5	24.8	31.9	616.2	141.2		
40	Del Monte Fresh Produce B.V.	EUR	302.9		38.3			20.4			247.4	609.1	487.3	588.7	
41	Vidimport S.A.	LAT	64.8	65.3	186.6	116.3		27.5	38.5		95.3	594.2	688.9	699.2	
42	Univeg Import SA	EUR	151.1	214.3	101.8	9.1	18.2	9.8	2.7	68.2	12.3	587.6	153.7		
43	Com. de Frutas Finas Tarahumara.	LAT	86.3	41.3	219.5	180.7		19.9	5.4		28.2	581.4	555.3	391.4	
44	Fruttital Distribuzione S.R.L.	EUR	197.7	247.8	109.0						15.6	570.2	572.6	509.9	
45	Nico de Jong B.V.	EUR	254.5	47.7	109.7	52.4		72.2	0.6	2.8		540.0	632.4	809.0	
46	Agricola Gloria Due S.R.L.	EUR	99.3	24.4	148.6	60.8	3.2	10.4		21.5	169.5	537.7	515.7	325.9	
47	De Groot International B.V.	EUR	112.3		53.3	132.6	111.8	24.8	12.6		87.8	535.2	1,048.4	1,384.8	
48	To Order	EUR	109.3	98.3	118.3	14.1	24.5	40.8	3.9	46.5	78.0	533.7	1,047.6	20.2	
49	L.P.D. Import. & Exportacao Ltda.	LAT	380.8	18.1	175.5	138.2	14.3	61.2	0	4.6	244.4	1,037.1	267.6	556.4	
50	Cultivar, S.A.	EUR	116.8	101.0	152.8	44.1	24.9	17.6	51.1	0.04	15.9	524.2	149.5	318.6	
51	F.P.D., Inc	NAM	54.5	126.2	35.7	19.1	15.1	88.4	49.1	35.0	97.6	520.8	482.3	713.1	
52	Guanzhou City Aoben Trading Co.	FAR		504.0								504.0		371.7	
53	Umai Comercio Import.E Export.	LAT	236.1	27.6	174.8	24.0	22.2		1.7		12.6	499.0	86.4		
54	Unifrutti Of America, Inc.	NAM	84.6	54.2	37.9	1.7	20.3	22.3		67.0	208.5	496.5	439.6	835.5	
55	Bengard Marketing	NAM	94.2	205.6	49.5	4.7	18.4	23.0	7.3	9.7	70.3	482.7	658.6	797.4	
56	Soffruit International B.V.	EUR	58.7		97.8		3.2	18.0	39.8	0.8	264.4	482.6	482.5	597.9	
57	Chingford Fruit Limited	EUR	328.0		63.7	14.0	1.0		1.1		74.5	482.3	781.5	753.4	
58	Fullbloom Int'l Limited	FAR	21.6	314.5	21.6						119.6	477.4	310.6	240.7	
59	Hillfresh International B.V.	EUR	129.6	3.9	96.8	35.2	38.8	21.7	7.4	47.3	84.4	465.0	332.7		
OTHERS			11,844	5,926.6	6,197.1	2,383.6	2,210.2	1,575.4	935.1	804.4	6,766.9	38,643	40,233	51,329	
<b>TOTAL SEASON 2008/2009</b>			<b>26,799</b>	<b>15,910</b>	<b>13,773</b>	<b>7,606.2</b>	<b>5,099.6</b>	<b>4,364.8</b>	<b>2,791.9</b>	<b>1,816.9</b>	<b>17,846</b>	<b>96,007</b>			
TOTAL SEASON 2007/2008			26,187	2,223.7	18,061	10,016	4,992.3	4,957.7	2,367.9	1,845.4	18,058		88,709		
TOTAL SEASON 2006/2007			32,864	1,929.2	19,960	10,704	6,493.2	5,715.1	2,690.1	2,207.4	22,618				105,181

## Main Plums Varieties by Destination Market

Season 2008/2009 (Thousand cases)

VARIETY	NORTH AMERICA			EUROPE				LATIN AMERICA	FAR EAST	MIDDLE EAST	TOTAL		
	EAST	WEST	TOTAL	CONT	UK	RUS	TOTAL				2008-09	2007-08	2006-07
1 ANGELINO	700,9	184,8	885,7	1.167,3	393,0	51,8	1.612,1	647,8	192,0	142,0	3.479,6	3.493,6	4.279,4
2 NOT DEFINED	218,3	60,6	278,9	659,4	166,1	14,3	839,9	124,0	689,9	55,7	1.988,4	297,3	250,8
3 LARRY ANN	402,6	157,9	560,5	721,1	78,5	26,2	825,8	308,3	145,1	6,8	1.846,5	2.408,6	2.642,6
4 BLACK AMBAR	307,2	126,9	434,0	316,1	26,5	1,6	344,2	222,4	8,0	2,4	1.011,1	1.307,7	1.415,6
5 FORTUNE	172,8	61,0	233,8	183,3	38,4	11,2	232,9	135,8	41,9	2,4	646,8	624,3	810,4
6 FRIAR	173,4	65,7	239,1	214,8	13,4	17,5	245,7	106,7		2,4	593,8	630,7	754,4
7 AUTUMN FRIDE	126,9	58,0	185,0	114,6	18,5	1,0	134,0	40,2	18,9		378,1	311,8	367,3
8 ROYSUM	4,3	1,2	5,5	183,5	68,2		251,6	23,5		3,7	284,4	323,4	418,8
9 RED HEART	46,9	15,2	62,0	95,9	56,2	7,0	159,0	35,6	3,8		260,5	261,0	317,1
10 PINK DELIGHT	46,7	22,9	69,6	45,3	1,4	0,1	46,7	17,3	42,3		176,0	163,0	218,2
11 BLACK DIAMOND	29,1	9,4	38,4	56,9	33,6		90,6	19,4	16,0		164,3	151,6	116,4
12 CONTANZA	19,5	17,5	37,0	24,0	26,1	2,1	52,2	58,7	12,0		159,9	116,5	168,8
13 ZAFIRO	53,4	33,8	87,2	23,0	5,7		28,7	30,9		3,2	150,0	99,5	86,4
14 LEMON	36,8	19,4	56,2	57,6			57,6	3,8	6,1		123,7	83,2	95,6
15 SHAPIRE	69,6	26,1	95,7	18,8	5,5		24,2	2,8			122,8	94,2	75,9
16 FLAVOR RICH	23,2	17,1	40,3	21,1	3,1	2,4	26,7	21,7	21,8		110,4	112,6	124,1
17 D'AGEN	7,9	4,8	12,7					8,7	77,0		98,3	88,3	123,3
18 BONIE	3,6	3,7	7,3	26,8			26,8	1,8	49,9		85,8	72,0	103,3
19 HAPPY GIANT	38,9	11,5	50,3	7,7		1,5	9,2	2,6	19,1		81,2	36,3	48,5
20 LATE CATALINA	12,3	5,4	17,7	36,8	4,0	0,9	41,7	0,7	18,4		78,4	70,8	100,3
21 EARLY QUEEN	43,0	7,8	50,7	1,2			1,2	24,7			76,6	120,9	105,6
22 LATE FRIAR	18,5	2,0	20,5	19,1			19,1	0,1	4,5		44,1	2,9	11,5
23 ROYAL DIAMOND	3,9	0,4	4,3	26,1	2,1		28,2	7,7	0,1		40,4	40,0	71,9
24 EARLY ROSA	19,4	7,2	26,6	9,2			9,2	4,2			39,9	30,9	27,5
25 AUTUMN BEAUT	5,0	0,6	5,6	23,6	5,0		28,6	1,9			36,1	39,7	37,6
26 BLACK BEAUT	18,9	5,8	24,7					8,1			32,8	14,6	14,0
27 LATE ROSA	13,9	0,8	14,7	11,9	3,2		15,1	1,5			31,3	18,0	72,1
28 HOWARD SUN	6,6	5,0	11,6	3,8	2,4		6,2	9,5			27,3	50,3	15,6
29 LETICIA	11,5	4,8	16,3	9,3	0,4		9,7	1,2			27,2	38,9	37,1
30 PURPLE QUEEN	1,9	0,2	2,2	6,0			6,0	0,9	17,9		27,0	36,3	32,7
31 CATALINA	5,9	1,6	7,5	12,8	0,6		13,5	1,4	2,4		24,8	29,3	33,9
32 RED BEAUT	8,6	3,1	11,7	0,5			0,5	9,5	0,1		21,8	38,9	55,5
33 LARODA	4,5	1,0	5,5	7,3	5,4	0,7	13,3	3,0			21,7	24,5	31,1
34 AUTUMN GIANT	9,9	4,3	14,2	0,8			0,8	6,1			21,1	32,0	65,9
35 SOON GOLD	8,4	8,9	17,3	2,9			2,9				20,1	17,1	20,7
36 QUEEN ROSA	9,1	3,7	12,8	0,04	6,6		6,7				19,4	14,8	36,8
37 EARLY ANGELENO	3,7	2,6	6,3	9,9	1,4		11,3	0,4			18,0	83,5	77,8
38 LATE ANGELINO				2,2			2,2	6,9		5,9	14,9		13,7
39 LAETITIA				11,3	1,6		12,8		1,9		14,8	24,9	52,4
40 AURORA	6,1	3,6	9,7					4,7			14,4	19,1	22,2
41 RED LYON				10,8	3,0		13,8				13,8	8,1	4,7
42 ROYAL ZEE	9,0		9,0					3,5			12,5	12,7	15,0
43 HIROMI RED	7,7	1,9	9,6	0,5			0,5	1,5			11,5	10,3	16,4
44 MID RED	1,8	2,5	4,3	1,4	0,5		1,9	1,4	3,8		11,4	7,6	18,7
45 GAR JUMBO	10,2		10,2					0,6			10,8	11,1	14,8
46 KING BLACK	1,8	1,1	2,9	5,5	1,9		7,4				10,3	24,4	41,4
47 BLUE GUSTO	0,3		0,3	1,3			1,3	2,7	6,0		10,3	57,0	41,5
48 BLACK ROYAL	0,5	0,2	0,6		2,4		2,4	6,0	1,1		10,1	1,8	24,0
49 BLUE GIANT	3,5	3,8	7,3	1,4			1,4	0,4	0,7		9,8	8,7	12,2
50 DEEP BLUE	1,9	0,2	2,1		1,1		1,1	4,4			7,7	1,6	10,0
51 AUTUM ROSA								6,8			6,8	4,4	0,3
52 LINDA ROSA	0,2	0,02	0,2		1,2	2,9	4,1	0,2			4,5	2,7	2,8
53 SUPLUM ELEVEN		4,5	4,5								4,5		
54 GAR RED	3,8		3,8	0,5			0,5				4,3	4,3	12,2
55 RED ROYAL				3,9	0,09		4,0	0,2			4,2	7,2	27,9
56 GAR FANTASY	3,8		3,8								3,8	2,0	2,6
57 SUN GOLD		0,4	0,4					3,3			3,7	8,3	32,3
58 BLACK QUEEN	0,8		0,8	2,7			2,7				3,5	6,9	21,9
59 SHOW TIME	2,6		2,6	0,3			0,3	0,4			3,3	6,4	11,0
60 WESTENER	2,6		2,6								2,6	9,8	8,8
OTHERS	1,0	3,7	4,8	0,5	1,3		1,8	2,2	3,4		12,2	90,8	141,7
<b>TOTAL SEASON 2008/2009</b>	<b>2.744,5</b>	<b>984,5</b>	<b>3.729,0</b>	<b>4.160,4</b>	<b>978,2</b>	<b>141,1</b>	<b>5.279,7</b>	<b>1.938,1</b>	<b>1.404,1</b>	<b>224,6</b>	<b>12.575</b>		
TOTAL SEASON 2007/2008	2.849,1	930,5	3.779,6	3.958,5	1.115,8	271,9	5.346,2	1.433,7	836,0	313,4		11.709	
TOTAL SEASON 2006/2007	3.601,2	1.185,4	4.786,7	4.101,2	1.173,2	127,4	5.401,7	1.928,3	1.468,6	228,0			13.813

## Main Plums Varieties by Destination Market

Season 2008/2009 (Tons)

VARIETY	NORTH AMERICA			EUROPE				LATIN AMERICA	FAR EAST	MIDDLE EAST	TOTAL		
	EAST	WEST	TOTAL	CONT	UK	RUS	TOTAL				2008-09	2007-08	2006-07
1 ANGELINO	5.546,3	1.556,8	7.103,1	6.640,1	3.688,4	433,4	10.762	5.951,2	1.744,2	1.238,6	26.799	26.187	32.864
2 NOT DEFINED	1.827,9	466,6	2.294,5	3.549,1	1.439,6	137,4	5.126,1	1.195,9	6.771,4	522,2	15.910	2.223,7	1.929,2
3 LARRY ANN	3.205,7	1.325,8	4.531,5	3.984,7	737,8	226,6	4.949,1	2.945,5	1.313,0	34,0	13.773	18.061	19.960
4 BLACK AMBAR	2.454,8	1.021,8	3.476,6	1.759,5	216,3	14,1	1.989,9	2.055,2	72,4	12,1	7.606,2	10.016	10.704
5 FORTUNE	1.441,7	508,8	1.950,4	1.006,6	272,3	91,4	1.370,3	1.377,6	379,6	21,6	5.099,6	4.992,3	6.493,2
6 FRIAR	1.396,1	572,8	1.968,9	1.134,9	108,8	153,7	1.397,5	986,2		12,2	4.364,8	4.957,7	5.715,1
7 AUTUMN FRIDE	975,8	497,0	1.472,8	592,8	176,4	7,1	776,2	370,4	172,5		2.791,9	2.367,9	2.690,1
8 RED HEART	367,2	120,3	487,5	504,9	399,0	64,3	968,1	326,4	34,8		1.816,9	1.845,4	2.207,4
9 ROYSUM	33,9	9,9	43,7	973,8	473,2		1.447,0	211,6		31,8	1.734,2	1.943,1	2.842,7
10 CONTANZA	209,5	192,5	402,0	149,2	153,7	18,7	321,7	528,5	117,5		1.369,6	1.081,9	1.331,2
11 PINK DELIGHT	357,4	199,2	556,6	229,8	12,4	0,7	243,0	161,5	386,8		1.347,9	1.270,5	1.722,6
12 ZAFIRO	397,1	258,5	655,6	167,2	46,6		213,7	313,0		16,0	1.198,3	806,8	656,6
13 BLACK DIAMOND	199,9	87,0	286,9	337,9	252,9		590,8	174,7	143,6		1.196,0	1.314,0	946,6
14 SHAPIRE	538,9	206,0	744,9	116,7	57,9		174,6	25,7			945,2	689,4	575,5
15 FLAVOR RICH	191,7	156,6	348,3	116,0	33,2	17,1	166,2	195,0	195,8		905,4	924,5	1.042,4
16 D'AGEN	69,4	43,2	112,6					79,0	692,6		884,2	797,8	1.129,3
17 LEMON	269,7	139,1	408,9	278,9			278,9	34,5	42,8		765,1	524,8	641,2
18 BONIE	26,0	26,0	52,1	153,0			153,0	16,6	449,8		671,5	507,2	763,4
19 HAPPY GIANT	279,2	95,7	374,8	41,0		14,6	55,6	23,8	172,3		626,5	282,5	357,2
20 EARLY QUEEN	311,3	58,3	369,6	3,5			3,5	244,7			617,8	1.007,3	806,8
21 LATE CATALINA	110,4	49,5	159,8	184,6	47,4	8,1	240,1	6,7	165,2		571,9	504,3	772,9
22 LATE FRIAR	130,0	14,8	144,8	106,0			106,0	0,9	40,3		292,0	17,9	80,5
23 EARLY ROSA	139,9	56,4	196,3	48,6			48,6	40,1			285,0	218,9	213,7
24 LATE ROSA	125,1	7,0	132,1	72,5	42,4		114,9	15,2			262,3	150,5	571,1
25 BLACK BEAUT	144,2	44,7	188,9					73,3			262,2	118,9	116,8
26 ROYAL DIAMOND	31,2	2,5	33,8	133,0	18,7		151,8	70,2	0,9		256,6	260,4	468,4
27 HOWARD SUN	54,0	48,4	102,5	20,3	27,4		47,6	91,0			241,1	423,3	129,4
28 AUTUMN BEAUT	45,3	6,0	51,3	117,8	32,4		150,2	17,4			218,9	260,4	232,4
29 PURPLE QUEEN	13,4	1,7	15,1	30,9			30,9	8,5	161,3		215,9	250,4	260,2
30 RED BEAUT	73,5	26,2	99,7	1,4			1,4	85,7	1,2		187,9	345,1	469,1
31 LETICIA	88,4	34,8	123,2	48,4	3,6		52,0	10,9			186,1	266,0	267,6
32 AUTUMN GIANT	75,9	31,6	107,5	5,2			5,2	55,2			167,9	222,1	503,5
33 CATALINA	44,4	12,2	56,6	66,5	7,6		74,0	13,0	21,6		165,2	204,7	253,4
34 SOON GOLD	66,4	72,1	138,4	14,3			14,3				152,7	126,6	151,6
35 LARODA	30,2	7,1	37,3	38,3	40,4	6,6	85,3	27,6			150,2	212,5	243,0
36 GAR JUMBO	142,1		142,1					5,0			147,1	126,3	141,7
37 QUEEN ROSA	63,0	26,0	89,0	0,3	46,3		46,6				135,6	116,9	285,4
38 AURORA	49,4	28,0	77,4					42,2			119,6	163,7	186,3
39 EARLY ANGELENO	29,5	19,0	48,5	53,8	11,3		65,0	3,2			116,7	530,6	546,7
40 LATE ANGELINO				13,0			13,0	68,6		29,4	111,1		135,1
41 ROYAL ZEE	74,2		74,2					32,4			106,6	97,1	124,1
42 MID RED	15,6	23,7	39,3	12,9	5,1		18,0	12,5	34,1		103,9	64,0	133,1
43 HIROMI RED	61,9	16,0	77,9	2,4			2,4	13,4			93,6	91,1	133,3
44 LAETTITIA				58,3	15,6		73,9		17,3		91,2	151,5	323,7
45 BLUE GUSTO	2,5		2,5	9,8			9,8	23,9	53,8		90,0	482,8	359,4
46 BLACK ROYAL	3,8	1,1	5,0		16,3		16,3	54,0	9,7		85,0	15,8	210,6
47 RED LYON				54,0	28,4		82,4				82,4	68,5	32,1
48 AUTUM ROSA								79,9			79,9	41,3	2,1
49 KING BLACK	15,8	10,1	25,9	31,2	19,2		50,4				76,3	202,9	310,2
50 DEEP BLUE	16,9	2,0	19,0		11,5		11,5	39,8			70,2	15,1	80,3
51 BLUE GIANT	22,1	27,7	49,8	10,1			10,1	3,9	6,0		69,7	66,0	98,2
52 LINDA ROSA	2,3	0,2	2,4		12,0	29,1	41,1	1,5			45,0	26,7	25,8
53 SUPLUM ELEVEN		44,9	44,9								44,9		
54 GAR RED	36,2		36,2	2,6			2,6				38,9	65,1	92,6
55 SUN GOLD		3,1	3,1					31,0			34,0	53,6	237,2
56 WESTENER	29,8		29,8								29,8	81,5	82,7
57 GAR FANTASY	28,3		28,3								28,3	21,3	25,3
58 SHOW TIME	18,3		18,3	1,0			1,0	3,6			22,8	50,3	79,6
59 RED ROYAL				19,9	0,8		20,7	2,0			22,7	52,2	253,1
60 BLACK GLORY									21,2		21,2	35,4	75,3
OTHERS	12,7	28,2	40,9	16,1	12,2		28,2	22,6	9,7		101,5	707,1	1.095,0
<b>TOTAL SEASON 2008/2009</b>	<b>21.896</b>	<b>8.186,6</b>	<b>30.083</b>	<b>22.913</b>	<b>8.466,9</b>	<b>1.223,0</b>	<b>32.603</b>	<b>18.172</b>	<b>13.231</b>	<b>1.918,0</b>	<b>96.007</b>		
TOTAL SEASON 2007/2008	22.676	7.864,7	30.541	22.212	9.522,3	2.353,4	34.088	13.435	8.107,8	2.537,1		88.709	
TOTAL SEASON 2006/2007	27.939	9.731,8	37.671	23.224	9.401,9	1.106,7	33.732	18.020	13.775	1.982,3			105.181

## Main Cherry Exporters

Season 2008/2009 (Thousand cases)

EXPORTER	BING	NOT DEFINED	BING 44	SWEET HEART	LAPINS	KORDIA	RAINIER	SANTINA	OTHERS	TOTAL		
										2008-09	2007-08	2006-07
1 Copefrut S.A.	703.8	509.9								1,213.7	1,263.5	759.8
2 San Francisco Lo Garcés Ltda., Sociedad	792.0	32.4		1.6	0.5	9.2	5.9		7.6	849.1	866.4	499.7
3 Unifrutti Traders Ltda.	269.4	31.0	180.6					11.3	18.2	510.5	640.8	371.8
4 Río Blanco Ltda, Exportadora	445.9						0.2		16.8	462.9	759.0	299.2
5 Del Monte Fresh Produce (Chile) S.A.	453.2						8.3		0.05	461.5	462.1	228.0
6 San Fernando S.A., Frutera (Frusan)	421.9			2.2	0.4	1.3	7.9			433.7	478.5	219.3
7 David del Curto S.A.	184.7			58.4	39.2	6.1	0.3	22.6	26.3	337.6	315.1	273.7
8 Surfrut Fresh S.A.	218.1	15.1								233.3	284.4	223.0
9 Aconcagua Ltda, Exportadora (Aconex)	188.6						0.2			188.9	325.6	133.8
10 Rancagua, Cia. Exp. Ltda.	134.9	18.2		3.9	3.0	4.1		9.3	11.5	184.9	145.0	78.0
11 Meyer Ltda., Exportaciones	181.1	3.5								184.6	145.0	65.0
12 Rucaray S.A., Exportadora y Servicios	175.6					0.06	5.6		0.4	181.6	404.9	190.5
13 Magna Trading S.A., Exportadora	155.5	3.5								159.0		
14 Dole Chile S.A.	157.0	1.4							0.5	158.9	92.7	25.2
15 San Clemente S.A., Exp.	133.9	4.0				2.1				140.0		
16 Geofrut S.A.	91.5	2.3		0.2					3.4	97.4	122.9	71.4
17 Greenvic Comercial S.A.	95.2			0.03						95.2	81.6	52.7
18 AMS Family S.A., Comercial	58.0	16.0				15.0				89.1	113.5	41.9
19 Gonzagri S.A, Exportadora	81.4	3.5		0.6		1.2				86.8		1.3
20 Los Lirios S.A. , Exportadora	82.1						3.6			85.7	75.9	43.0
21 Agrofrio Central Ltda.	83.2	2.4								85.6	67.2	54.1
22 Exportadora Panagro S.A.	45.0	7.3		3.2	22.0	2.3		0.008		79.9	11.6	0.9
23 Subsole S.A., Exportadora	58.6	15.8								74.3	29.4	
24 Chilfresh Ltda., Servicios	56.3	7.8				3.5	3.2		0.4	71.3	62.0	20.5
25 Fruit Grower Chile S.A, Exportadora	51.5	6.4								57.9	9.5	
26 Frucentro S.A.	30.4	1.4		14.7	7.4	0.6			1.4	55.9	63.7	16.1
27 Jaime Soler S.A., Agroindustrial	43.2	11.2					0.2		0.4	55.0	71.0	37.7
28 Vital Berry Marketing S.A.	22.7	2.4		3.6	2.0	12.4			10.7	53.8	85.5	35.2
29 Scramble Ltda., Ases e Inv.	51.5	1.8							0.006	53.3		
30 Gedesa Exportaciones S.A	50.8	1.3								52.1	87.3	54.7
31 Chilexpo Frut Ltda., Soc. Agr.	36.0	12.0								48.1	34.4	17.5
32 Vap Export Chile Ltda	24.1	2.8		15.6	1.9					44.5	22.6	19.1
33 Trinidad Exports S.A.	40.4				1.0			0.03	0.4	41.8	5.4	
34 Stemilt Chile Ltda., Exp.	35.8									35.8	63.3	36.9
35 Verfrut S.A., Sociedad Exportadora	35.7									35.7	109.8	
36 More Fruits Ltda.	23.3	11.0								34.3		
37 Ecoastral Ltda.	31.3									31.3	33.2	10.9
38 Frugal S.A., Exportadora	28.3	0.07				0.3			1.9	30.5	46.0	49.4
39 Agua Santa, Exportadora (Greentree)	29.5	0.5								30.0	40.4	17.0
40 Fresh Export Ltda.	25.6	4.1								29.7	54.4	23.1
41 Gestión de Exportación Frutícola S.A.(Gesex)	25.3					0.005		0.03	2.8	28.2	24.4	20.1
42 C y D Internacional S.A.	10.1	1.7			8.3		0.03		6.6	26.7	31.7	18.4
43 Jacusiel Ltda.	25.9									25.9		
44 Valle del Maipo Chilean Fruit S.A.	25.3								0.005	25.3	32.4	
45 Agrícola Los Mayos Ltda.	15.4	3.0		4.5	0.6				1.2	24.7	32.9	19.7
46 Comexport Ltda.	23.6									23.6	20.5	10.3
47 Prima Agrottrading S.A.	21.0				0.02	0.5			0.1	21.7	12.6	9.4
48 Lontue S.A., Dist. de Frutas ( Lonfrut)	21.6									21.6	36.5	26.8
49 Euroamérica S.A., Frutera	19.2									19.2	25.3	13.2
50 Exportadora Frutam Ltda.	17.6	1.2		0.08		0.07			0.002	18.9	23.4	22.4
51 Wiesner S.A., Patricio	18.3							0.007		18.3		
52 TyT Export S.A.	15.3									15.3	19.5	11.6
53 Rebeca Produce E.I.R.L.	13.6									13.6	1.3	
54 Prize Ltda., Exportadora	12.7									12.7	0.3	0.1
55 El Olam Ltda.	12.6									12.6		
56 Terrafrut S.A	12.1									12.1	16.0	32.1
57 Ines Escobar y Cia Ltda	10.0	1.7								11.7	13.3	
58 Southern Fruit, Exportadora	11.5									11.5	22.1	
59 Compañía Frutera del Norte S.A (CFN)	11.0									11.0	17.7	7.4
60 Santa Julia Ltda., Agr.	10.5									10.5	11.8	1.2
OTHERS	239.9	10.8			2.6	0.004	1.0	0.2	0.4	255.0	911.1	600.9
<b>TOTAL SEASON 2008/2009</b>	<b>6,399.5</b>	<b>747.8</b>	<b>180.6</b>	<b>108.5</b>	<b>88.9</b>	<b>58.8</b>	<b>47.8</b>	<b>32.2</b>	<b>111.1</b>	<b>7,775.1</b>		
TOTAL SEASON 2007/2008	7,716.0	448.2	209.0	58.8	114.0	49.6	26.1	14.8	90.1		8,726.6	
TOTAL SEASON 2006/2007	4,245.3	206.6	147.9	20.3	81.1	4.1	10.5	3.0	45.0			4,763.9

## Main Cherry Exporters Season 2008/2009 (Tons)

EXPORTER	BING	NOT DEFINED	BING 44	SWEET HEART	LAPINS	KORDIA	RAINIER	SANTINA	OTHERS	TOTAL		
										2008-09	2007-08	2006-07
1 Copefrut S.A.	3,566.7	2,610.5								6,177.2	6,567.6	3,805.8
2 San Francisco Lo Garces Ltda., Sociedad	3,916.1	164.3		6.4	2.6	46.0	28.6		38.8	4,202.7	4,610.8	2,513.9
3 Unifrutti Traders Ltda.	1,279.4	132.2	961.9				56.6		93.2	2,523.3	3,307.1	1,886.8
4 Río Blanco Ltda, Exportadora	2,261.2						1.1		84.3	2,346.5	3,820.6	1,509.8
5 San Fernando S.A., Frutera (Frusan)	2,226.1			11.2	2.0	6.3	45.1			2,290.7	2,498.5	1,155.2
6 Del Monte Fresh Produce (Chile) S.A.	2,021.5						41.3		0.2	2,063.0	2,260.9	1,141.4
7 David del Curto S.A.	911.3			309.2	198.9	31.4	1.7	119.4	133.2	1,705.1	1,694.0	1,453.6
8 Surfrut Fresh S.A.	1,082.2	70.2								1,152.5	1,399.9	1,128.9
9 Aconcagua Ltda, Exportadora (Aconex)	1,135.4						1.5			1,136.9	1,855.8	823.6
10 Rucaray S.A., Exportadora y Servicios	885.7					0.3	27.8		2.0	915.8	2,093.0	979.5
11 Rancagua, Cía. Exp. Ltda.	660.9	91.0		19.7	14.3	20.5		46.6	56.1	909.1	709.7	376.9
12 Magna Trading S.A., Exportadora	777.5	17.6								795.1		
13 Meyer Ltda., Exportaciones	754.1	17.6								771.7	655.2	241.4
14 Dole Chile S.A.	670.9	7.0							2.6	680.5	453.8	125.8
15 San Clemente S.A., Exp.	582.7	20.0				10.6				613.3		
16 Geofrut S.A.	457.7	11.4		1.1					16.9	487.1	616.3	361.7
17 Greenvic Comercial S.A.	455.6			0.2						455.7	408.5	263.1
18 AMS Family S.A., Comercial	287.8	81.0				76.5				445.3	568.5	263.9
19 Gonzagri S.A, Exportadora	407.1	17.6		3.1		6.0				433.8		6.4
20 Los Lirios S.A., Exportadora	410.6						17.9			428.4	379.7	214.8
21 Agrofrio Central Ltda.	415.8	12.2								428.0	335.0	269.9
22 Exportadora Panagro S.A.	207.8	36.6		16.1	111.0	12.0		0.04		383.6	42.8	4.5
23 Subsole S.A., Exportadora	292.8	73.5								366.3	147.0	
24 Chilfresh Ltda., Servicios	269.6	38.9				17.7	15.0		2.2	343.5	291.2	94.6
25 Jaime Soler S.A., Agroindustrial	245.6	56.1					0.8		1.8	304.3	352.1	190.9
26 Fruit Grower Chile S.A, Exportadora	261.0	31.9								292.9	47.9	
27 Frucentro S.A.	154.9	7.0		68.2	41.2	3.0			7.0	281.4	317.6	79.0
28 Gedesa Exportaciones S.A	254.1	6.4								260.5	442.6	283.1
29 Scramble Ltda., Ases e Inv.	242.6	9.2							0.03	251.8		
30 Vital Berry Marketing S.A.	103.7	10.9		15.8	8.6	62.0			46.4	247.3	404.1	151.0
31 Chilexpo Frut Ltda., Soc. Agr.	180.4	60.1								240.5	171.9	88.4
32 Vap Export Chile Ltda	116.9	14.2		77.9	9.5					218.5	108.2	96.0
33 Trinidad Exports S.A.	202.1				4.9			0.1	2.1	209.2	36.3	
34 Stemilt Chile Ltda., Exp.	179.3									179.3	319.2	184.7
35 More Fruits Ltda.	117.3	55.2								172.5		
36 Verfrut S.A., Sociedad Exportadora	156.0									156.0	513.6	
37 Ecoastral Ltda.	153.7									153.7	166.4	54.5
38 Frugal S.A., Exportadora	141.5	0.4				1.3			9.3	152.5	229.9	247.0
39 Fresh Export Ltda.	128.5	20.6								149.0	272.3	115.5
40 Agua Santa, Exportadora (Greentree)	138.1	2.6								140.8	202.2	85.1
41 C y D Internacional S.A.	50.3	8.6			41.6		0.2		32.9	133.5	158.7	92.1
42 Gestión de Exportación Frutícola S.A.(Gesex)	117.5					0.03		0.2	14.0	131.7	107.5	100.3
43 Jacusiel Ltda.	129.7									129.7		
44 Valle del Maipo Chilean Fruit S.A.	126.3								0.03	126.4	163.1	
45 Comexport Ltda.	117.0									117.0	106.1	51.5
46 Agrícola Los Mayos Ltda.	70.3	12.8		22.4	2.8				5.9	114.1	131.9	80.4
47 Prima Agrottrading S.A.	105.2				0.1				0.6	108.5	62.1	53.5
48 Exportadora Frutam Ltda.	99.5	7.4		0.8		0.5			0.02	108.2	127.0	111.9
49 Lontue S.A., Dist. de Frutas (Lonfrut)	100.7									100.7	169.7	123.2
50 Euroamérica S.A., Frutera	95.8									95.8	126.5	66.0
51 Wiesner S.A., Patricio	94.9							0.04		95.0		
52 TyT Export S.A.	73.5									73.5	135.6	58.2
53 Rebeca Produce E.I.R.L.	67.8									67.8	6.4	
54 Terrafrut S.A	60.4									60.4	77.0	162.4
55 Prize Ltda., Exportadora	59.6									59.6	1.3	0.6
56 Southern Fruit, Exportadora	57.3									57.3	110.6	
57 Ines Escobar y Cía Ltda	47.2	8.4								55.5	66.5	
58 Compañía Frutera del Norte S.A (CFN)	54.8									54.8	92.3	37.1
59 Delifruit S.A	52.8									52.8	30.4	83.6
60 Santa Julia Ltda., Agr.	52.6									52.6	59.2	6.2
OTHERS	1,195.7	63.0			13.1	0.02	5.1	0.9	2.2	1,280.0	4,471.1	2,926.4
<b>TOTAL SEASON 2008/2009</b>	<b>31,541</b>	<b>3,776.3</b>	<b>961.9</b>	<b>551.9</b>	<b>450.7</b>	<b>296.7</b>	<b>242.6</b>	<b>167.2</b>	<b>551.8</b>	<b>38,540</b>		
TOTAL SEASON 2007/2008	39,206	2,354.1	1,106.2	297.2	617.6	253.9	131.1	82.7	454.3		44,503	
TOTAL SEASON 2006/2007	21,443	1,061.7	781.8	107.6	422.0	21.5	53.1	16.8	242.7			24,150

## Main Cherry Importers

Season 2008/2009 (Thousand cases)

CONSIGNEE	MKT	BING	NOT DEFINED	BING 44	SWEET HEART	LAPINS	KORDIA	RAINIER	SANTINA	OTHERS	TOTAL		
											2008-09	2007-08	2006-07
1 Kopke Jr.Inc. , William H.	NAM	517.8	15.2				0.3	1.8		4.0	539.0	0.3	298.1
2 Kingo Fruits Co., Ltd.	FAR	214.0	43.8	7.1	2.8	3.2	9.2	4.8	0.03	0.9	285.8	1.8	188.2
3 Bengard Marketing	NAM	202.5	21.8			1.0	0.2	3.7	0.2	0.7	230.1	318.5	177.8
4 Grower Direct Marketing, L.L.C.	NAM	186.8	17.1		0.2	2.8	0.4	1.3		0.7	209.3	302.9	167.2
5 Wellking Trading Ltd.	FAR	142.9	62.2		0.1	0.03	0.3	0.4		0.2	206.1	125.1	
6 Del Monte Fresh Produce (Korea) Ltd.	FAR	193.0									193.0	162.0	109.4
7 F.P.D., Inc	NAM	140.4	18.6		5.1	7.4	0.5	0.03	0.2	3.7	175.9	206.3	132.6
8 Woo Lee Fruit & Vegetables Co. Ltd.	FAR	149.9	17.3		0.4	0.1	5.6	0.7		0.1	174.1	200.2	92.4
9 Columbia Marketing International	NAM	81.6		70.9				11.3		3.8	167.7	202.7	141.0
10 Loblaw's Companies East Prod.	NAM	149.5	3.2				0.2			7.4	160.3	0.8	135.3
11 Wal-Mart Stores, Inc.	NAM	123.3			8.9	3.5	0.8		6.5	2.0	145.0	162.3	0.6
12 Huitong Economic Trade	FAR	75.6	62.6				0.5			0.5	139.2	54.1	
13 Norton Folgate Marketing Ltd.	EUR	80.9	38.7		0.9	1.1	1.2		2.1	5.5	130.4	3.5	149.4
14 Dandrea Produce Inc.	NAM	99.7	16.4		0.1	2.3	0.001				118.6	32.2	4.8
15 Dalian Yidu Group Co., Ltd	FAR	40.6	65.9	11.1							117.7	227.2	23.0
16 Del Monte Fresh Produce	NAM	103.9						8.3		0.05	112.2	6.6	60.3
17 Del Monte Fresh Produce B.V.	EUR	112.2									112.2	105.6	37.3
18 Andes River Marketing Services Corp.	NAM	68.0	31.3								99.3	145.1	42.3
19 SAFCO of America LLC	NAM	92.2								4.7	96.9	158.0	10.1
20 Bargasosa S.A.	EUR	95.3					0.004				95.3	87.4	33.5
21 Pomina Enterprise Co., Ltd.	FAR	81.1	0.2		2.1	4.1	0.7		2.2	1.7	92.0	65.1	0.5
22 Team Produce, Inc.	NAM	89.1			0.03	0.02	1.2			1.0	91.4	75.9	66.8
23 Unifrutti Of America, Inc.	NAM	75.9	10.1		0.07	0.2	2.7		0.003	0.6	89.6	78.8	67.6
24 Shanghai New Long March Int'l Trade	FAR	68.6	11.0	3.4		1.2	1.6		2.3		88.2	82.0	
25 Jac Vandenberg, Inc.	NAM	59.9	4.8		2.1	5.8	0.04		5.2	8.6	86.5	113.3	61.7
26 Sbrocco International, Inc.	NAM	79.0	5.5			0.3				0.06	84.8	66.7	29.8
27 J.O. Sims Ltd.	EUR	50.6	0.2		17.7	3.5	2.1	1.1	0.2	3.8	79.2	119.1	0.6
28 Stemilt Growers Inc	NAM	73.3				0.1				0.02	73.4	82.2	39.1
29 Dor Lung Co. Ltd.	FAR	60.9		5.9		3.5				3.0	73.4	0.5	20.3
30 Regatta Tropicals Ltd.	NAM	69.5						3.3			72.8	48.7	41.9
31 Long Oasis Limited	FAR	61.5	3.2		0.04	2.1	1.6		0.3	0.9	69.6	21.9	
32 Fullbloom Int'l Limited	FAR	49.8	15.8					0.6	0.1	1.6	67.8	46.8	27.9
33 Fru-Veg Marketing, Inc.	NAM	60.7	5.2		0.4		0.1		0.02	0.7	67.2	57.1	18.8
34 Evergalan Enterprise Co., Ltd.	FAR	50.3	3.6		0.2		10.5	0.6		1.2	66.4	44.6	11.3
35 Trinity Fruit Sales Co.	NAM	59.3	2.8							1.6	63.6	7.5	2.2
36 Companhia Brasileira de Distribuição	LAT	42.2	4.6	8.2			0.01		0.008	0.5	55.5	40.3	8.5
37 New World Fruit Traders B.V.	EUR	34.5	20.9								55.4	50.2	28.8
38 Demeter Fruit King Hk Ltd.	FAR	40.4	3.6		4.0	5.0	0.2	1.7			54.9	3.8	4.8
39 Benassi São Paulo Importação e Exp.	LAT	54.4									54.4	68.8	40.2
40 Aconex RT USA	NAM	53.5									53.5	56.4	
41 Golden Wheel Internatioanal Co., Ltd.	FAR	42.7			2.4		1.7		2.1	4.0	53.0	29.8	
42 The Oppenheimer Group	NAM	50.6	1.0							0.4	51.9	95.0	122.2
43 Stanley Orchards Sales, Inc.	NAM	42.2	3.5								45.7	32.1	4.5
44 Fruitech Co., Ltd.	FAR	37.9	4.4				2.6	0.2		0.03	45.1	5.6	7.4
45 Covering Industrial Corp.	FAR	41.3			1.9	1.5	0.003			0.006	44.8	16.7	11.0
46 Sierra Produce	NAM	41.7	0.5					2.1			44.3	33.7	16.8
47 Royal Island Co., Ltd.	FAR	43.6						0.3			43.9	55.5	25.1
48 Frutas E. Sánchez S.L.	EUR	39.5	3.9							0.2	43.6	33.7	17.2
49 Seabrex Rotterdam B.V.	EUR	41.6									41.6	48.4	3.5
50 Guanzhou City Aoben Trading Co.	FAR	25.0	16.6								41.6		
51 Frucom Hamburg GmbH & Co	EUR	36.7	4.3				0.10			0.3	41.3	1.3	
52 Dellafrutta Com. Atac. de Frutas Ltda.	LAT	24.3		8.3						6.2	38.9	33.7	19.5
53 Sunharvest Limited	FAR	26.1		8.4	0.03	0.001	1.7			2.1	38.4	35.4	14.8
54 Cultivar, S.A.	EUR	25.1	4.2		4.0	0.8	1.0				35.1	17.4	10.2
55 Frutera del Litoral Cia. Ltda.	LAT	32.5	1.6					0.005		0.5	34.6	17.7	8.9
56 Vanguard Marketing Services LLC	FAR	13.5	18.7		0.5	1.5	0.01				34.2	65.1	32.7
57 T & Jb Produce Ltd.	EUR	14.8	18.4								33.2	0.4	0.2
58 OGL Food Trade GmbH	EUR	32.3									32.3	60.0	18.5
59 Nufri Sat	EUR	3.7	9.6	15.9						1.3	30.6	49.9	22.1
60 PYH Perng Trading Co., Ltd.	FAR	18.3	7.4		4.5		0.08				30.2	7.0	6.8
OTHERS		1,681.4	148.3	41.3	49.9	37.9	11.8	5.7	10.7	36.4	2,023.3	4,455.6	2,148.1
<b>TOTAL SEASON 2008/2009</b>		<b>6,399.5</b>	<b>747.8</b>	<b>180.6</b>	<b>108.5</b>	<b>88.9</b>	<b>58.8</b>	<b>47.8</b>	<b>32.2</b>	<b>111.1</b>	<b>7,775.1</b>		
TOTAL SEASON 2007/2008		7,716.0	448.2	209.0	58.8	114.0	49.6	26.1	14.8	90.1		8,726.6	
TOTAL SEASON 2006/2007		4,245.3	206.6	147.9	20.3	81.1	4.1	10.5	3.0	45.0			4,763.9



## Main Cherry Importers Season 2008/2009 (Tons)

CONSIGNEE	MKT	BING	NOT DEFINED	BING 44	SWEET HEART	LAPINS	KORDIA	RAINIER	SANTINA	OTHERS	TOTAL		
											2008-09	2007-08	2006-07
1 Kopke Jr.Inc., William H.	NAM	2,586.6	77.8				1.6	8.9		19.8	2,694.7	3,201.7	1,491.4
2 Kingo Fruits Co., Ltd.	FAR	986.8	210.2	32.5	14.2	15.8	46.3	23.7	0.1	3.6	1,333.1	1,292.2	940.4
3 Wellking Trading Ltd.	FAR	807.8	363.7		0.6	0.1	1.7	1.7		0.8	1,176.3	838.7	
4 Bengard Marketing	NAM	1,019.0	108.8			5.1	0.9	18.6	1.4	3.6	1,157.3	1,616.1	891.9
5 Grower Direct Marketing, L.L.C.	NAM	959.4	90.6		1.1	14.2	2.0	6.8		3.4	1,077.4	1,535.2	835.7
6 Columbia Marketing International	NAM	480.9		431.4				56.6		22.1	991.1	1,137.4	782.5
7 Del Monte Fresh Produce (Korea) Ltd.	FAR	965.1									965.1	809.8	546.9
8 F.P.D., Inc	NAM	706.3	93.1		25.7	36.8	2.4	0.2	1.1	18.4	884.0	1,039.1	663.5
9 Wal-Mart Stores, Inc.	NAM	743.1			54.0	21.0	4.3		36.9	12.2	871.5	1,120.0	3.2
10 Woo Lee Fruit & Vegetables Co. Ltd.	FAR	732.7	86.5		0.9	0.7	28.2	3.3		0.6	852.8	996.4	459.8
11 Loblaw's Companies East Prod.	NAM	747.8	16.2				0.9			37.0	801.9	879.0	676.5
12 Norton Folgate Marketing Ltd.	EUR	411.4	222.0		4.9	5.5	6.1		10.3	27.8	688.0	1,083.8	747.3
13 Huitong Economic Trade	FAR	362.6	309.2				2.3			2.7	676.9	270.4	
14 Dalian Yidu Group Co., Ltd	FAR	211.8	338.1	55.7							605.6	1,369.4	115.2
15 Dandrea Produce Inc.	NAM	498.8	82.1		0.7	11.6	0.005				593.1	160.8	24.0
16 Del Monte Fresh Produce	NAM	519.7						41.3		0.2	561.2	727.5	301.2
17 Andes River Marketing Services Corp.	NAM	341.8	156.3								498.1	741.2	211.9
18 SAFCO of America LLC	NAM	470.2								23.5	493.7	796.9	51.1
19 Regatta Tropicals Ltd.	NAM	466.5						22.0			488.5	305.5	266.1
20 Bargasosa S.A.	EUR	471.3					0.02				471.3	434.0	164.8
21 Team Produce, Inc.	NAM	443.4			0.1	0.1	6.1			5.1	454.8	383.6	344.9
22 Unifrutti Of America, Inc.	NAM	383.1	50.4		0.3	0.9	13.7		0.02	3.1	451.5	402.6	337.9
23 Pomina Enterprise Co., Ltd.	FAR	386.1	0.8		10.3	20.4	3.4		11.0	8.5	440.3	319.2	2.6
24 Jac Vandenberg, Inc.	NAM	300.3	24.2		10.4	28.8	0.2		26.0	43.1	433.0	566.1	308.7
25 Sbrocco International, Inc.	NAM	402.5	27.7			1.3				0.3	431.8	334.1	149.9
26 J.O. Sims Ltd.	EUR	254.8	0.8		88.7	17.7	10.4	5.5	0.9	19.1	397.9	600.5	2.9
27 Shanghai New Long March Int'l Trade	FAR	297.2	55.2	16.7		6.0	8.2		11.4		394.7	407.0	
28 Aconex RT USA	NAM	371.8									371.8	323.3	
29 Stemilt Growers Inc	NAM	366.3				0.7				0.08	367.1	413.9	195.6
30 Dor Lung Co. Ltd.	FAR	304.6		29.4		17.7				15.2	366.9	405.0	101.6
31 Fullbloom Int'l Limited	FAR	248.8	78.9					2.8	0.5	7.9	338.9	231.0	139.8
32 Long Oasis Limited	FAR	298.2	16.1		0.1	10.3	7.9		1.3	4.4	338.3	109.6	
33 Fru-Veg Marketing, Inc.	NAM	302.0	26.0		1.8		0.5		0.09	3.7	334.1	284.7	93.0
34 Evergalan Enterprise Co., Ltd.	FAR	252.0	17.8		0.9		52.9	2.9		6.0	332.5	214.6	56.9
35 Trinity Fruit Sales Co.	NAM	297.4	14.0							7.8	319.1	38.1	11.0
36 Del Monte Fresh Produce B.V.	EUR	316.4									316.4	474.0	187.5
37 New World Fruit Traders B.V.	EUR	169.7	104.4								274.1	251.6	147.3
38 Demeter Fruit King Hk Ltd.	FAR	198.8	18.0		19.8	25.6	1.2	8.5			271.9	19.1	24.3
39 Frutera del Litoral Cia. Ltda.	LAT	246.0	15.6					0.05		2.7	264.4	130.2	64.7
40 Golden Wheel Internatioanal Co., Ltd.	FAR	212.4			12.1		8.7		10.6	19.9	263.6	147.3	
41 The Oppenheimer Group	NAM	251.1	4.8							1.8	257.7	481.2	628.3
42 Companhia Brasileira de Distribuição	LAT	192.2	19.4	38.0			0.05		0.04	2.4	252.0	201.4	42.6
43 Stanley Orchards Sales, Inc.	NAM	211.1	17.6								228.7	160.3	22.6
44 Covering Industrial Corp.	FAR	206.6			9.7	7.7	0.02			0.03	224.0	83.5	54.9
45 Benassi São Paulo Importação e Exp.	LAT	223.2									223.2	301.0	147.8
46 Sierra Produce	NAM	208.4	2.6					10.4			221.5	168.8	84.1
47 Royal Island Co., Ltd.	FAR	217.8						1.5			219.3	269.3	125.4
48 Fruitech Co., Ltd.	FAR	182.5	21.9				12.8	0.6		0.2	217.9	25.2	36.9
49 Frutas E. Sánchez S.L.	EUR	182.5	12.4							1.1	196.0	176.6	86.1
50 Sunharvest Limited	FAR	130.7		42.1	0.2	0.005	8.3			10.7	192.0	177.1	74.1
51 Dellafrutta Com. Atac. de Frutas Ltda.	LAT	112.8		41.2						31.2	185.2	166.2	99.0
52 Guanzhou City Aoben Trading Co.	FAR	110.4	73.6								184.0		
53 Frutera Don Marcos Frudommar S.A.	LAT	151.6	6.1	16.6			0.03	0.1		6.0	180.4	254.6	69.2
54 Vanguard Marketing Services LLC	FAR	67.4	93.6		2.4	7.7	0.07				171.1	326.1	163.6
55 T & Jb Produce Ltd.	EUR	73.8	92.0								165.8	1.0	1.0
56 OGL Food Trade GmbH	EUR	161.4									161.4	300.0	92.3
57 Frucom Hamburg GmbH & Co	EUR	140.2	17.8				0.5			1.4	159.8	6.6	
58 Nufri Sat	EUR	18.4	48.1	79.7						6.6	152.8	240.0	109.1
59 PYH Perng Trading Co., Ltd.	FAR	91.3	36.8		22.6		0.4				151.1	35.2	34.1
60 Chingford Fruit Limited	EUR	129.5	18.4				0.8			0.4	149.2		
OTHERS		7,936.8	706.9	178.5	270.2	195.2	64.0	27.5	55.6	167.4	9,602.2	14,719	10,937
<b>TOTAL SEASON 2008/2009</b>		<b>31,541</b>	<b>3,776.3</b>	<b>961.9</b>	<b>551.9</b>	<b>450.7</b>	<b>296.7</b>	<b>242.6</b>	<b>167.2</b>	<b>551.8</b>	<b>38,540</b>		
TOTAL SEASON 2007/2008		39,206	2,354.1	1,106.2	297.2	617.6	253.9	131.1	82.7	454.3		44,503	
TOTAL SEASON 2006/2007		21,443	1,061.7	781.8	107.6	422.0	21.5	53.1	16.8	242.7			24,150

## Main Cherry Varieties by Destination Market

Season 2008/2009 (Thousand cases)

VARIETY	NORTH AMERICA			EUROPE				LATIN AMERICA	FAR EAST	MIDDLE EAST	TOTAL		
	EAST	WEST	TOTAL	CONT	UK	RUS	TOTAL				2008-09	2007-08	2006-07
1 BING	2.147,0	797,2	2.944,2	904,0	247,0	24,4	1.175,4	440,9	1.832,4	6,5	6.399,3	7.716,0	4.245,3
2 NOT DEFINED	150,7	39,4	190,1	101,4	61,3		162,7	39,0	355,9		747,8	448,2	206,6
3 BING 44	63,4	7,5	70,9	35,9	3,3		39,3	34,5	35,9		180,6	209,0	147,9
4 SWEET HEART	18,2	8,9	27,2	22,0	27,9		49,9	1,6	29,9		108,5	58,8	20,3
5 LAPINS	16,8	18,8	35,6	11,3	5,7		17,0	0,08	36,2		88,9	114,0	81,1
6 KORDIA	6,2	3,8	10,0	4,1	3,5		7,6	0,09	41,2		58,8	49,6	4,1
7 RAINIER	23,4	10,4	33,8	0,4	1,9		2,3	0,2	11,5		47,8	26,1	10,5
8 SANTINA	13,6	1,8	15,5	4,5	1,7		6,2	0,1	10,3		32,2	14,8	3,0
9 BROOKS	9,0	7,2	16,1	0,004	0,004		0,008	0,5	2,0		18,7	13,0	
10 BING 33	2,5	1,2	3,8	1,3			1,3	12,7	0,4		18,2	24,3	3,0
11 REGINA	1,5	2,3	3,8	1,6	2,0		3,6	0,8	8,7		16,8	4,0	
12 ROYAL DAWN	4,4	2,7	7,1	0,2	0,2		0,3	0,4	3,2		11,1		
13 SONATA	5,7	2,7	8,4		0,5		0,5	0,3	1,6		10,8	15,9	18,8
14 VAN	0,3	0,2	0,5	4,7	1,7		6,4	0,9	0,2		8,0	9,1	2,1
15 LAMBERT	0,2		0,2	3,6	2,5		6,1		0,3		6,6	0,2	0,5
16 NEWSTAR	2,7	1,6	4,3						1,1		5,4	5,1	1,2
17 CRISTALINA	1,2	0,3	1,5		0,9		0,9		2,2		4,7	5,0	3,2
18 SAM	3,0	0,8	3,8						0,1		3,9		0,06
19 SUMMIT	0,9	0,5	1,4						1,4		2,8	5,4	5,4
20 STELLA	0,4	1,3	1,6	0,5			0,5		0,5		2,6	0,6	0,06
21 SUPERIOR		0,7	0,7								0,7		0,3
22 EARLY BING		0,4	0,4					0,1			0,5	0,6	0,1
23 SAMMERSET		0,2	0,2								0,2		
24 D'ANNONAY				0,06			0,06		0,006		0,06	3,6	10,0
25 SKEENA	0,01		0,01								0,01	2,0	
OTHERS											0,1	1,4	0,3
<b>TOTAL SEASON 2008/2009</b>	<b>2.471,2</b>	<b>909,9</b>	<b>3.381,1</b>	<b>1.095,5</b>	<b>360,2</b>	<b>24,4</b>	<b>1.480,1</b>	<b>532,2</b>	<b>2.375,0</b>	<b>6,5</b>	<b>7.775,1</b>		
TOTAL SEASON 2007/2008	2.896,1	1.040,7	3.936,7	1.284,9	506,8	17,0	1.808,7	643,9	2.328,6	8,7		8.726,6	
TOTAL SEASON 2006/2007	1.635,5	595,4	2.231,0	625,5	281,1	4,2	910,7	285,4	1.320,4	16,4			4.763,9

## Main Cherry Varieties by Destination Market

Season 2008/2009 (Tons)

VARIETY	NORTH AMERICA			EUROPE				LATIN AMERICA	FAR EAST	MIDDLE EAST	TOTAL		
	EAST	WEST	TOTAL	CONT	UK	RUS	TOTAL				2008-09	2007-08	2006-07
1 BING	10.958	4.247,2	15.206	3.591,2	1.242,3	102,8	4.936,3	2.370,5	9.002,2	26,1	31.541	39.206	21.443
2 NOT DEFINED	755,4	209,3	964,6	463,1	335,0		798,1	194,8	1.818,7		3.776,3	2.354,1	1.061,7
3 BING 44	394,0	37,4	431,4	167,4	16,6		184,0	170,0	176,4		961,9	1.106,2	781,8
4 SWEET HEART	105,9	46,1	152,0	103,6	139,6		243,2	8,1	148,5		551,9	297,2	107,6
5 LAPINS	88,6	98,2	186,8	52,6	28,8		81,3	0,7	181,8		450,7	617,6	422,0
6 KORDIA	31,5	19,4	50,8	20,6	17,3		37,9	0,7	207,4		296,7	253,9	21,5
7 RAINIER	123,1	52,0	175,1	1,8	9,7		11,5	0,9	55,2		242,6	131,1	53,1
8 SANTINA	73,9	9,4	83,3	22,6	8,5		31,1	1,2	51,6		167,2	82,7	16,8
9 BROOKS	44,8	35,9	80,6	0,02	0,02		0,04	2,7	10,2		93,6	66,2	
10 BING 33	15,8	6,2	22,1	6,6			6,6	63,5	1,0		93,2	121,4	16,2
11 REGINA	7,8	11,4	19,1	7,7	10,2		17,8	4,4	43,4		84,8	19,5	
12 ROYAL DAWN	22,2	13,5	35,7	0,8	0,8		1,6	2,2	16,2		55,7		
13 SONATA	29,0	13,5	42,4		2,6		2,6	1,4	8,2		54,6	80,0	107,2
14 VAN	1,7	0,8	2,5	22,6	8,7		31,3	4,7	0,8		39,3	46,5	10,5
15 NEWSTAR	13,9	8,1	21,9						5,5		27,4	26,4	6,1
16 LAMBERT	1,1		1,1	10,1	12,5		22,6		1,6		25,3	0,8	2,4
17 CRISTALINA	6,4	1,6	8,0		4,7		4,7		11,0		23,7	25,4	16,5
18 SAM	15,1	4,0	19,1						0,6		19,7		0,3
19 SUMMIT	4,8	2,4	7,2						7,0		14,3	27,1	28,7
20 STELLA	1,8	6,3	8,1	2,7			2,7		2,3		13,0	3,2	0,3
21 SUPERIOR		3,4	3,4								3,4		1,3
22 EARLY BING		2,0	2,0					0,6			2,6	3,0	0,7
23 SAMMERSET		1,0	1,0								1,0		
24 D'ANNONAY				0,3			0,3		0,03		0,3	17,8	50,9
25 SKEENA	0,06		0,06								0,06	10,0	
OTHERS											0,6	7,0	1,7
<b>TOTAL SEASON 2008/2009</b>	<b>12.695</b>	<b>4.828,9</b>	<b>17.524</b>	<b>4.473,4</b>	<b>1.837,4</b>	<b>102,8</b>	<b>6.413,6</b>	<b>2.826,3</b>	<b>11.750</b>	<b>26,1</b>	<b>38.540</b>		
TOTAL SEASON 2007/2008	14.966	5.442,8	20.408	5.828,1	2.574,8	83,0	8.485,9	3.570,4	11.995	43,5		44.503	
TOTAL SEASON 2006/2007	8.529,8	3.077,8	11.608	2.840,2	1.441,8	21,1	4.303,1	1.513,1	6.644,2	82,0			24.150

## Main Apricots Exporters

Season 2008/2009 (Thousand cases)

EXPORTER	CASTEL BRITE	DINA	NOT DEFINED	MODESTO	KATTY	HELENA	FRESNO	CARMEN	OTHERS	TOTAL		
										2008-09	2007-08	2006-07
1 David del Curto S.A.	10.1	16.8	5.3	2.4	0.03	24.4	13.3	6.7	9.5	88.5	73.4	95.7
2 A concaqua Ltda, Exportadora (Aconex)	21.8	4.4	2.6	12.5	1.0	0.8	1.5	0.2	7.6	52.4	65.2	53.7
3 Sofruco Alimentos Ltda.		21.2	1.8		6.9				0.9	30.7	15.6	13.7
4 Soc. Agric. Comercial Ltda, (Agricom)	20.1		2.4	4.6						27.1	27.1	18.6
5 Greenvic Comercial S.A.	10.2	0.9	4.8	3.2	5.3			0.08		24.5	21.4	16.2
6 San Fernando S.A., Frutera (Frusan)		0.4	3.0		18.6					22.0	13.4	24.6
7 Geofrut S.A.	2.0	10.6		4.6					2.2	19.4	13.0	8.1
8 Frucentro S.A.	17.1		2.3							19.4	14.1	17.5
9 Gestión de Exportación Frutícola S.A.(Gesex)	15.0		0.2	3.0						18.2	18.0	18.2
10 Exser Ltda.	2.0	8.5		2.9						13.5	25.9	25.2
11 Noble Fruit S.A.	2.1	6.4	3.2							11.7		
12 Frutamerica S.A, Exp.	5.7	1.2	1.0			0.5	1.7	1.1	0.05	11.1	11.4	8.4
13 Sapel Ltda, Exportadora	3.0			2.5	3.5				1.9	11.0	9.8	13.5
14 Alfonso Eyzaguirre y Cia. Ltda, Comercial	8.2									8.2	7.5	2.9
15 Exp Sudterra Frut S.A.		8.0								8.0	6.4	
16 Rucaray S.A., Exportadora y Servicios			2.3						5.4	7.7	9.6	11.5
17 Southern Fruit, Exportadora	0.4	6.2	0.5							7.2		
18 Copefrut S.A.	1.0		4.7							5.8	5.3	3.4
19 Corporación Frutícola Chilena S.A. (Corfrut)	3.7		0.4	1.5						5.6	8.3	6.1
20 Dole Chile S.A.	0.6	0.04	1.8	1.3	1.4				0.02	5.1	5.8	4.5
21 Frutexport S.A.	3.9		0.6	0.4						4.9	6.3	2.0
22 Agrifruta S.A	1.0	2.5			0.3					3.9		0.4
23 Delifruit S.A			1.0						2.7	3.7	3.6	
24 Scramble Ltda., Ases e Inv.	2.0	0.9			0.6					3.4		
25 Frutas del Huerto S.A., Soc. Com. Exp			3.2							3.2		
26 Prize Ltda., Exportadora	2.6		0.5							3.2		
27 Euroamérica S.A., Frutera	3.0									3.0	2.2	4.7
28 Prima Agrottrading S.A.	0.8		1.8							2.6	3.1	1.9
29 Frutas E Sanchez S.L.(chile)lt	0.7		0.8							1.5	2.5	
30 Agronegocios Valles del Norte Ltda			1.3							1.3		
31 Mario Gutierrez	0.3			0.005			0.7	0.1	0.2	1.3	0.6	0.2
32 Exportadora Frutam Ltda.	0.9		0.1	0.3						1.2	5.2	1.9
33 Convallis S.A, Exportadora			1.2							1.2	0.4	1.8
34 TyT Export S.A.			1.2							1.2	0.5	0.5
35 Polar Fruit International S.A.	0.6	0.3	0.05	0.1						1.1	1.8	1.0
36 Planet S.A, Exportadora	0.4			0.1					0.4	0.9	2.2	1.7
37 Puelche S.A.				0.5	0.2					0.7		
38 Andina Exportadora S.A.			0.6							0.6	1.8	3.9
39 Meyer Ltda., Exportaciones	0.5									0.5	5.2	6.0
40 Verfrut S.A., Sociedad Exportadora			0.4							0.4	14.3	
41 Unifrutti Traders Ltda.			0.3							0.3	2.3	9.2
42 Southern Fruit S.A.		0.2								0.2		
43 South Fruits Chile S.A.			0.08							0.08		
44 Griffith, David			0.03							0.03	0.02	0.008
OTHERS											24.1	109.4
<b>TOTAL SEASON 2008/2009</b>	<b>139.6</b>	<b>88.7</b>	<b>49.8</b>	<b>39.9</b>	<b>37.7</b>	<b>25.6</b>	<b>17.1</b>	<b>8.1</b>	<b>30.9</b>	<b>437.5</b>		
TOTAL SEASON 2007/2008	141.6	77.0	48.0	56.2	19.9	14.7	16.5	7.1	46.4		427.3	
TOTAL SEASON 2006/2007	129.9	83.4	61.9	73.9	33.1	13.4	18.2	8.8	63.9			486.4

## Main Apricots Exporters Season 2008/2009 (Tons)

EXPORTER	CASTEL BRITE	DINA	MODESTO	NOT DEFINED	KATTY	HELENA	FRESNO	CARMEN	OTHERS	TOTAL		
										2008-09	2007-08	2006-07
1 David del Curto S.A.	63.7	108.8	12.1	19.1	0.2	142.1	75.1	42.4	59.6	523.1	471.8	540.7
2 Aconcagua Ltda, Exportadora (Aconex)	163.6	33.8	100.6	14.8	7.7	6.2	11.6	1.4	64.0	403.6	500.2	418.9
3 Sofruco Alimentos Ltda.		128.3		5.0	43.5				4.5	181.2	88.0	82.0
4 Soc. Agric. Comercial Ltda, (Agricom)	118.0		25.7	14.7						158.3	178.3	104.4
5 Greenvic Comercial S.A.	66.2	5.5	18.9	21.0	29.0			0.4		141.1	133.7	94.6
6 San Fernando S.A., Frutera (Frusan)		1.8		9.7	108.0					119.5	64.0	126.2
7 Geofrut S.A.	12.1	63.7	27.4						13.2	116.3	78.3	48.7
8 Gestión de Exportación Frutícola S.A.(Gesex)	92.4		18.2	1.1						111.7	150.0	125.5
9 Frucentro S.A.	84.8			9.6						94.4	59.6	87.9
10 Exser Ltda.	11.2	47.9	16.2							75.3	152.5	136.1
11 Frutamerica S.A, Exp.	38.1	7.2		5.9		3.0	9.9	6.8	0.3	71.2	77.6	58.5
12 Sapel Ltda, Exportadora	19.1		15.2		21.1				12.9	68.2	65.5	92.4
13 Noble Fruit S.A.	12.6	37.9		11.5						62.0		
14 Alfonso Eyzaguirre y Cia. Ltda, Comercial	50.9									50.9	45.2	20.2
15 Southern Fruit, Exportadora	3.3	38.1		3.4						44.8		
16 Rucaray S.A., Exportadora y Servicios				6.9					36.3	43.2	56.1	71.6
17 Frutexport S.A.	32.9		4.5	5.0						42.5	43.4	11.9
18 Exp Sudterra Frut S.A.		39.9								39.9	32.1	
19 Copefrut S.A.	8.7			31.1						39.8	31.1	19.8
20 Corporación Frutícola Chilena S.A. (Corfrut)	22.0		8.9	2.5						33.4	51.2	38.5
21 Dole Chile S.A.	3.4	0.2	7.7	8.5	8.3				0.1	28.3	34.9	34.8
22 Scramble Ltda., Ases e Inv.	14.8	5.9			3.2					24.0		
23 Agrifruta S.A	6.0	15.2			2.1					23.3		2.8
24 Delifruit S.A				5.8					16.3	22.1	21.9	
25 Frutas del Huerto S.A., Soc. Com. Exp				19.6						19.6		
26 Prize Ltda., Exportadora	15.8			2.2						18.0		
27 Euroamérica S.A., Frutera	18.0									18.0	13.2	28.2
28 Prima Agrottrading S.A.	4.8			5.4						10.2	13.6	10.8
29 Puelche S.A.			7.4		2.7					10.1		
30 Exportadora Frutam Ltda.	7.2		1.6	0.7						9.5	43.5	14.6
31 Frutas E Sanchez S.L.(chile)lt	4.0			4.8						8.9	15.0	
32 Agronegocios Valles del Norte Ltda				8.2						8.2		
33 Mario Gutierrez	1.7		0.03				4.1	0.8	1.0	7.7	5.0	1.7
34 Planet S.A, Exportadora	3.1		0.8						3.5	7.5	16.3	3.2
35 Polar Fruit International S.A.	3.4	2.7	1.0	0.1						7.2	12.9	5.5
36 Convallis S.A, Exportadora				5.9						5.9	2.6	12.5
37 TyT Export S.A.				4.8						4.8	4.8	3.5
38 Meyer Ltda., Exportaciones	3.3									3.3	24.0	26.3
39 Unifrutti Traders Ltda.				2.5						2.5	20.8	64.0
40 Andina Exportadora S.A.				2.2						2.2	9.8	21.9
41 Southern Fruit S.A.		1.5								1.5		
42 Verfrut S.A., Sociedad Exportadora				1.3						1.3	95.4	
43 South Fruits Chile S.A.				0.5						0.5		
44 Griffith, David				0.2						0.2	0.1	0.06
OTHERS											157.0	631.4
<b>TOTAL SEASON 2008/2009</b>	<b>885.1</b>	<b>538.5</b>	<b>266.1</b>	<b>233.9</b>	<b>225.7</b>	<b>151.3</b>	<b>100.7</b>	<b>51.7</b>	<b>211.7</b>	<b>2,664.7</b>		
TOTAL SEASON 2007/2008	948.3	500.6	352.3	279.9	122.0	98.5	114.5	43.7	309.7		2,769.5	
TOTAL SEASON 2006/2007	845.0	529.8	448.6	302.2	190.3	85.3	98.6	49.5	389.9			2,939.2

## Main Apricots Importers

Season 2008/2009 (Thousand cases)

CONSIGNEE	MKT	CASTEL BRITE	DINA	NOT DEFINED	MODESTO	KATTY	HELENA	FRESNO	CARMEN	OTHERS	TOTAL		
											2008-09	2007-08	2006-07
1 Kopke Jr.Inc. , William H.	NAM	12.0	17.0	0.5	3.9	8.8	0.4	0.7	0.5	1.8	45.6	31.4	40.7
2 Jac Vandenberg, Inc.	NAM	13.7	9.6	1.5	3.7	0.03	6.9	3.4	2.2	4.3	45.3	41.2	60.0
3 Trinity Fruit Sales Co.	NAM	12.8	2.2	0.7	4.1	1.5				0.4	21.8	7.4	4.7
4 Rio Vista Limitada	NAM	2.8	2.2	0.7	0.4		5.2	3.4	1.6	3.6	19.9	12.1	21.3
5 All Fresh Produce	NAM	12.5	2.1	1.8							16.4	14.7	6.8
6 Giumarra Bros Fruit Co., Inc.	NAM	13.9		1.1	0.4			0.06	0.1		15.6	19.1	13.7
7 Aconex RT USA	NAM		3.1	0.4	7.5	0.5	0.8	1.2	0.1	2.2	15.6	21.5	32.8
8 The Oppenheimer Group	NAM	4.5	8.3		1.1					1.2	15.0	10.7	14.2
9 Chiquita Fresh North America	NAM	2.7	5.3		1.5	2.5				1.7	13.9	2.4	23.9
10 Bengard Marketing	NAM	0.3	5.7	0.9	0.2	2.6				2.8	12.4	16.4	11.9
11 Unifrutti Of America, Inc.	NAM	0.9	7.0	0.3		3.4				0.4	12.0	10.5	17.5
12 Loblaw's Companies East Prod.	NAM	2.4	2.7	1.8	0.1	0.3	1.9	1.0	1.3	0.3	11.9	8.6	3.6
13 Grower Direct Marketing, L.L.C.	NAM	3.2	0.1	1.1	0.8	6.4				0.08	11.7	13.6	10.1
14 Nathel & Nathel, Inc.	NAM	1.9	2.7	2.8		0.9		0.6		1.0	9.8	8.4	7.7
15 F.P.D., Inc	NAM	6.5	1.0	0.1	0.4	0.4		0.3	0.06	0.9	9.8	12.2	8.7
16 Pro Fruit Marketing, Inc.	NAM	3.4	2.0		1.8	0.4				0.7	8.2	9.9	7.7
17 Caposud SARL	EUR	6.3		0.8							7.1	6.6	
18 Frutas E. Sánchez S.L.	EUR	2.5	0.4	1.8	0.4	1.5			0.08	0.01	6.8	4.4	6.9
19 The Fresh Connection	NAM		5.9	0.7		0.1					6.7		
20 Produce Services of America, Inc.	NAM		3.6		0.2		1.6	0.4	0.7	0.2	6.5		
21 Fru-Veg Marketing, Inc.	NAM	5.7			0.4						6.1	2.9	
22 Frutera del Litoral Cia. Ltda.	LAT	3.7								1.8	5.5	1.5	0.2
23 Fruchthansa GmbH	EUR				1.3		3.0	0.6		0.6	5.5	1.4	9.8
24 Grower Service	NAM		1.4				3.5		0.1	0.4	5.4	3.5	
25 Indigo Fruit SAS	EUR			1.6			1.4	1.6		0.6	5.2	3.1	10.4
26 Putruele Hnos.S.A.A.I.C.	LAT	2.1	0.03		2.7	0.03				0.3	5.1	14.0	17.6
27 Sierra Produce	NAM	0.5	2.1		2.4						5.0	11.3	8.9
28 L.P.D. Import. & Exportacao Ltda.	LAT	3.4	0.1		0.8	0.06				0.2	4.6	1.6	1.0
29 Spreafico Francesco e F.lli SPA	EUR		0.3	2.8	0.2	0.9		0.4			4.5	1.7	1.6
30 Jacques Mayol S.A.	EUR			4.2							4.2	1.5	2.0
31 Companhia Brasileira de Distribuição	LAT	2.9	0.2			0.05				0.9	4.0	3.5	2.3
32 Copsul Imp.y Exportadora Ltda	LAT	1.2	0.4				0.2	0.7	0.1	1.0	3.6	0.3	2.9
33 Andrés Báez González S.A.	EUR	0.2	0.04	1.0	1.1	1.0				0.02	3.4	2.7	1.4
34 Imex Agro Inc.	NAM	3.2									3.2	5.6	7.2
35 Andes River Marketing Services Corp.	NAM	1.0		2.0							3.0	3.1	0.3
36 Imp. de Frutas La Violetera Ltda.	LAT	1.7	0.1		0.3					0.7	2.9	0.7	
37 Commercial Fruits	EUR			2.7							2.7	2.2	2.7
38 Dellafrutta Com. A.tac. de Frutas Ltda.	LAT	2.3									2.3	5.6	2.7
39 Five Diamond Cold Storage Inc.	NAM	2.1							0.2	0.02	2.3		
40 Dayka & Hackett LLC	NAM			1.3						0.8	2.2		
41 OGL Food Trade GmbH	EUR					1.9					1.9		
42 Wes Pak Sales, Inc.	NAM		1.0		0.6					0.05	1.6		
43 Pacific Trellis Fruit	NAM			1.0						0.5	1.5	0.3	
44 Aartsenfruit Breda B.V.	EUR				0.6		0.1	0.8			1.5		0.2
45 H. E. Butt Grocery Company	NAM		0.9				0.08	0.05	0.4		1.4		
46 Fruttital Distribuzione S.R.L.	EUR			1.3							1.3	1.6	2.4
47 Arbola Produce, Inc.	NAM	1.1		0.1							1.3	0.7	
48 Frutiminas Comercio de Frutas Ltda	LAT	0.3			0.005			0.7	0.1	0.2	1.3	0.9	0.2
49 Sbrocco International, Inc.	NAM					1.2					1.2		
50 Apple a Day Fruits, Inc.	NAM			1.2							1.2	0.7	0.7
51 Terragaia	EUR			1.1							1.1		
52 Daniestel S.L.	EUR			1.1							1.1	1.4	2.9
53 Com. de Frutas Finas Tarahumara	LAT			1.1							1.1	3.7	0.2
54 Frutería Vidaurri S.A.C.V. (Guatemala)	LAT	0.7			0.3						1.0	1.6	1.4
55 Univeg Katope France	EUR			0.9							0.9	0.5	0.9
56 Capespan	EUR						0.4	0.5			0.9		1.4
57 Jumbo Retail Argentina S.A.	LAT							0.5	0.4		0.9	7.2	
58 Roveg Fruit B.V.	EUR			0.5		0.3					0.8	0.6	
59 Dole Italia S.P.A.	EUR			0.8							0.8	0.9	0.7
60 To Order	EUR			0.8							0.8	1.3	0.4
OTHERS		5.6	1.5	7.2	3.0	2.8	0.08	0.3	0.2	1.3	21.9	89.4	112.5
<b>TOTAL SEASON 2008/2009</b>		<b>139.6</b>	<b>88.7</b>	<b>49.8</b>	<b>39.9</b>	<b>37.7</b>	<b>25.6</b>	<b>17.1</b>	<b>8.1</b>	<b>30.9</b>	<b>437.5</b>		
TOTAL SEASON 2007/2008		141.6	77.0	48.0	56.2	19.9	14.7	16.5	7.1	46.4		427.3	
TOTAL SEASON 2006/2007		129.9	83.4	61.9	73.9	33.1	13.4	18.2	8.8	63.9			486.4

## Main Apricots Importers Season 2008/2009 (Tons)

	CONSIGNEE	MKT	CASTEL BRITE	DINA	MODESTO	NOT DERIVED	KATTY	HELENA	FRESNO	CARMEN	OTHERS	TOTAL		
												2008-09	2007-08	2006-07
1	Jac Vandenberg, Inc.	NAM	79.8	57.5	20.8	7.4	0.2	41.5	20.4	13.1	25.5	266.1	271.4	352.4
2	Kopke Jr.Inc. , William H.	NAM	69.6	92.6	22.1	3.0	51.5	2.5	4.3	2.9	11.9	260.4	186.0	225.0
3	Trinity Fruit Sales Co.	NAM	77.4	13.2	24.9	3.6	9.2				2.4	130.7	45.1	29.6
4	Aconex RT USA	NAM		25.3	61.2	3.0	4.0	6.2	9.5	1.0	17.9	127.9	176.2	268.7
5	Rio Vista Limitada	NAM	16.3	13.0	2.4	4.0		31.0	20.4	9.5	21.8	118.4	72.3	127.1
6	Giumarra Bros Fruit Co., Inc.	NAM	94.8		4.5	6.6			0.3	0.6		106.8	112.9	81.3
7	All Fresh Produce	NAM	75.6	12.4		10.9						98.9	85.9	42.1
8	The Oppenheimer Group	NAM	27.0	49.4	6.6						7.0	90.0	66.1	84.7
9	Chiquita Fresh North America	NAM	19.6	32.4	9.2		15.1				10.5	86.7	16.6	141.9
10	Bengard Marketing	NAM	1.4	32.9	0.9	6.7	16.7				18.9	77.5	108.8	77.2
11	Unifrutti Of America, Inc.	NAM	5.2	45.2		2.3	22.1				1.7	76.6	60.1	114.4
12	Loblaws Companies East Prod.	NAM	14.1	16.3	0.6	11.1	1.7	11.4	5.7	8.0	1.6	70.6	53.6	15.9
13	Grower Direct Marketing, L.L.C.	NAM	19.2	0.8	4.8	6.5	38.4				0.5	70.2	80.5	60.8
14	Nathel & Nathel, Inc.	NAM	11.5	16.6		17.3	4.9		3.6		7.6	61.6	56.6	50.9
15	F.P.D., Inc	NAM	39.7	5.6	2.3	0.8	2.3		2.1	0.4	5.5	58.8	73.0	51.7
16	Pro Fruit Marketing, Inc.	NAM	24.9	13.1	9.8		2.0				4.1	54.0	62.4	42.5
17	Produce Services of America, Inc.	NAM		29.4	1.2			12.9	3.1	5.5	1.2	53.4		
18	Frutera del Litoral Cia. Ltda.	LAT	33.4								16.5	49.9	13.1	1.9
19	Putruele Hnos.S.A.A.I.C.	LAT	14.3	0.3	23.9		0.3				2.9	41.7	115.9	136.7
20	L.P.D. Import. & Exportacao Ltda.	LAT	29.6	1.0	6.7		0.5				1.8	39.7	14.8	9.0
21	Fru-Veg Marketing, Inc.	NAM	35.3		2.4							37.8	17.1	
22	The Fresh Connection	NAM		33.5		1.9	0.7					36.2		
23	Frutas E. Sánchez S.L.	EUR	14.5	1.6	2.2	8.4	7.9			0.4	0.08	35.2	25.3	37.6
24	Grower Service	NAM		8.2				21.2		0.8	2.4	32.6	29.4	
25	Companhia Brasileira de Distribuição	LAT	21.5	1.4			0.4				7.9	31.2	28.6	20.6
26	Sierra Produce	NAM	3.0	11.5	13.3							27.7	67.6	48.9
27	Imp. de Frutas La Violetera Ltda.	LAT	15.6	1.1	2.8						6.7	26.2	6.0	
28	Copsul Imp.y Exportadora Ltda	LAT	9.5	2.3				1.2	4.4	0.8	7.7	25.8	29.4	25.6
29	Fruchthansa GmbH	EUR			5.8			13.4	2.9		3.6	25.7	6.4	44.2
30	Andes River Marketing Services Corp.	NAM	8.7			15.7						24.5	21.3	1.7
31	Indigo Fruit SAS	EUR				4.7		6.5	7.2		3.6	21.9	14.8	48.7
32	Caposud SARL	EUR	18.9			2.3						21.2	19.6	
33	Andrés Báez González S.A.	EUR	1.1	0.2	6.7	6.1	5.9				0.1	20.2	15.7	8.8
34	Dellafrutta Com. Atac. de Frutas Ltda.	LAT	18.8									18.8	44.5	23.4
35	Five Diamond Cold Storage Inc.	NAM	16.8							1.8	0.1	18.7		
36	Imex Agro Inc.	NAM	17.9									17.9	31.5	40.5
37	Spreafico Francesco e F.lli SPA	EUR		1.5	1.1	8.4	5.1		1.2			17.3	5.5	8.2
38	Jacques Mayol S.A.	EUR				15.3						15.3	4.8	7.5
39	Dayka & Hackett LLC	NAM				8.2					4.9	13.1		
40	Wes Pak Sales, Inc.	NAM		6.1	3.4						0.3	9.8		
41	OGL Food Trade GmbH	EUR					9.6					9.6		
42	Pacific Trellis Fruit	NAM				5.8					3.3	9.0	1.6	
43	Commercial Fruits	EUR				8.4						8.4	7.3	8.9
44	H. E. Butt Grocery Company	NAM		5.0				0.5	0.3	2.1		7.9		
45	Frutería Vidaurri S.A.C.V. (Guatemala)	LAT	6.2		1.6							7.8	13.0	10.1
46	Frutiminas Comercio de Frutas Ltda	LAT	1.7		0.03				4.1	0.8	1.0	7.7	7.5	1.7
47	Sbrocco International, Inc.	NAM					7.3					7.3		
48	Arbola Produce, Inc.	NAM	6.4			0.9						7.3	4.1	
49	Jumbo Retail Argentina S.A.	LAT							3.9	3.1		7.0	58.0	
50	Aartsenfruit Breda B.V.	EUR			2.6			0.6	3.5			6.7		1.2
51	Com. de Frutas Finas Tarahumara	LAT				6.6						6.6	28.8	2.2
52	Frugal Importadora Export.Ltd.	LAT	1.7			4.4						6.1	4.3	0.8
53	Apple a Day Fruits, Inc.	NAM				5.8						5.8	5.1	5.2
54	Richard Jacobo J.	LAT			2.7		2.7					5.4		
55	Fruta Internacional S.A.	LAT	3.0		1.0	0.3					1.0	5.3	3.0	2.0
56	Basesurcorp S.A.	LAT	1.8		0.1		2.3				0.9	5.2	7.5	4.6
57	Irmacos Muffato & Cia.Ltda.	LAT	3.3								1.7	4.9	1.6	
58	Team Produce, Inc.	NAM	4.8									4.8	7.5	9.3
59	North American Produce Buyer Inc	NAM			4.1	0.7						4.8		
	OTHERS		21.2	9.0	14.3	46.8	14.8	2.4	3.8	0.9	7.2	120.5	581.2	663.5
	<b>TOTAL SEASON 2008/2009</b>		<b>885.1</b>	<b>538.5</b>	<b>266.1</b>	<b>233.9</b>	<b>225.7</b>	<b>151.3</b>	<b>100.7</b>	<b>51.7</b>	<b>211.7</b>	<b>2,664.7</b>		
	TOTAL SEASON 2007/2008		948.3	500.6	352.3	279.9	122.0	98.5	114.5	43.7	309.7		2,769.5	
	TOTAL SEASON 2006/2007		845.0	529.8	448.6	302.2	190.3	85.3	98.6	49.5	389.9			2,939.2

## Main Apricots Varieties by Destination Market

Season 2008/2009 (Thousand cases)

VARIETY	NORTH AMERICA			EUROPE				LATIN AMERICA	FAR EAST	MIDDLE EAST	TOTAL		
	EAST	WEST	TOTAL	CONT	UK	RUS	TOTAL				2008-09	2007-08	2006-07
1 CASTEL BRITE	81,3	27,3	108,7	9,0			9,0	22,0			139,6	141,6	129,9
2 DINA	66,2	20,2	86,3	1,2	0,09		1,2	1,1			88,7	77,0	83,4
3 NOT DEFINED	14,2	6,3	20,5	26,3	0,03		26,4	2,5	0,4		49,8	48,0	61,9
4 MODESTO	16,1	14,1	30,1	4,5	0,4		4,9	4,9			39,9	56,2	73,9
5 KATTY	25,5	5,1	30,6	6,4			6,4	0,8			37,7	19,9	33,1
6 HELENA	11,7	8,6	20,4	5,0			5,0	0,3			25,6	14,7	13,4
7 FRESNO	6,8	4,3	11,0	3,9			3,9	2,2			17,1	16,5	18,2
8 CARMEN	5,3	2,0	7,2	0,08			0,08	0,8			8,1	7,1	8,8
9 GOLDEN GLOBE	1,2	2,5	3,7					1,8			5,5	1,2	7,4
10 IMPERIAL	1,7	2,5	4,2	1,2			1,2				5,4	7,7	9,7
11 LORNA	2,6	1,1	3,7					0,3			4,0	5,7	0,6
12 EARLY COT	1,5	1,5	3,0					0,1			3,2	2,9	1,0
13 ANDY GOLD	0,6	0,5	1,2					1,7			2,8	5,3	3,2
14 PALSTEIN	2,7		2,7								2,7	3,6	7,1
15 FLAMING GOLD	1,9	0,6	2,5								2,5	8,5	2,9
16 PATTERSON	1,8		1,8	0,04			0,04				1,9	8,7	14,2
17 EARLY KING COT	0,2	0,2	0,4					0,9			1,3	1,4	4,2
18 AZTECA								1,2			1,2	1,0	2,0
19 EARLY KING	0,01	0,07	0,08					0,4			0,5	0,05	0,8
OTHERS												0,4	10,9
<b>TOTAL SEASON 2008/2009</b>	<b>241,4</b>	<b>96,8</b>	<b>338,1</b>	<b>57,5</b>	<b>0,5</b>		<b>58,0</b>	<b>41,0</b>	<b>0,4</b>		<b>437,5</b>		
TOTAL SEASON 2007/2008	187,8	96,6	284,4	50,1	1,6	0,8	52,5	89,6	0,8			427,3	
TOTAL SEASON 2006/2007	252,5	87,9	340,3	67,8	12,8		80,6	65,3	0,1				486,4

## Main Apricots Varieties by Destination Market

Season 2008/2009 (Tons)

VARIETY	NORTH AMERICA			EUROPE				LATIN AMERICA	FAR EAST	MIDDLE EAST	TOTAL		
	EAST	WEST	TOTAL	CONT	UK	RUS	TOTAL				2008-09	2007-08	2006-07
1 CASTEL BRITE	505,8	166,6	672,4	34,5			34,5	178,2			885,1	948,3	845,0
2 DINA	399,9	123,4	523,3	6,0	0,5		6,6	8,5			538,5	500,6	529,8
3 MODESTO	98,6	96,5	195,2	23,3	2,2		25,5	45,5			266,1	352,3	448,6
4 NOT DEFINED	89,2	35,5	124,7	90,3	0,2		90,4	16,1	2,6		233,9	279,9	302,2
5 KATTY	153,2	31,4	184,7	34,5			34,5	6,6			225,7	122,0	190,3
6 HELENA	74,5	52,7	127,2	22,4			22,4	1,7			151,3	98,5	85,3
7 FRESNO	42,1	27,6	69,7	16,9			16,9	14,1			100,7	114,5	98,6
8 CARMEN	33,3	12,4	45,7	0,4			0,4	5,6			51,7	43,7	49,5
9 GOLDEN GLOBE	7,5	15,0	22,5					15,8			38,3	8,8	33,3
10 IMPERIAL	11,7	17,3	29,1	7,2			7,2				36,3	51,4	66,2
11 LORNA	15,4	6,7	22,0					1,8			23,8	37,2	3,4
12 ANDY GOLD	4,0	3,9	7,9					15,1			23,0	39,0	20,7
13 EARLY COT	9,5	11,9	21,3					1,2			22,6	18,4	5,8
14 PALSTEIN	16,3		16,3								16,3	21,9	40,6
15 FLAMING GOLD	10,8	3,3	14,1								14,1	53,9	17,1
16 PATTERSON	12,6		12,6	0,2			0,2				12,9	57,1	91,5
17 EARLY KING COT	1,2	1,4	2,6					8,0			10,6	11,3	24,3
18 AZTECA								9,7			9,7	7,9	15,1
19 EARLY KING	0,07	0,6	0,7					3,5			4,2	0,3	4,6
OTHERS												2,6	67,3
<b>TOTAL SEASON 2008/2009</b>	<b>1.485,8</b>	<b>606,1</b>	<b>2.092,0</b>	<b>235,7</b>	<b>2,9</b>		<b>238,6</b>	<b>331,5</b>	<b>2,6</b>		<b>2.664,7</b>		
TOTAL SEASON 2007/2008	1.187,0	617,7	1.804,6	211,2	9,1	4,7	224,9	735,6	4,4			2.769,5	
TOTAL SEASON 2006/2007	1.499,6	576,3	2.076,0	312,6	66,9		379,5	483,1	0,7				2.939,2



## Main Avocado Exporters

Season 2008/2009 (Thousand cases)

EXPORTER	HASS	NOT DEFINED	EDRANOL	PALTINES	ZUTANO	FUERTE	OTHERS	TOTAL		
								2008-09	2007-08	2006-07
1 Propal S.A., Exportadora	2,906.6	8.4						2,915.0	3,177.1	4,444.5
2 Soc. Agric. Comercial Ltda, (Agricom)	1,665.6	0.6						1,666.2	2,867.2	4,531.6
3 Santa Cruz S.A., Exportadora	1,058.2	9.8						1,068.0	1,220.8	1,964.9
4 Subsole S.A., Exportadora	887.4	60.7	0.002					948.1	993.5	2,099.0
5 Cabilfrut S.A.	525.4							525.4	647.4	1,653.6
6 El Parque Ltda, Exportadora y Servicios	479.7	1.9						481.6	309.1	330.5
7 Desarrollo Agrario S.A.	357.3							357.3	303.1	105.2
8 Agrícola Dalbosco Hnos.y Cia Ltda.	185.3							185.3	50.9	
9 Córpora Agrícola S.A.	113.7	4.9						118.7	130.3	135.7
10 Fruchac Export S.A.	101.7		0.1					101.8	137.9	
11 Prima Agrotrading S.A.	86.4	3.8						90.2	215.2	347.6
12 Vitalpal S.A.	85.0							85.0	121.9	147.0
13 Del Monte Fresh Produce (Chile) S.A.	84.5							84.5	51.0	31.5
14 Greenvic Comercial S.A.	67.7							67.7	109.5	115.7
15 Santa Luisa Exp.	64.9							64.9		
16 Río Blanco Ltda, Exportadora	63.6							63.6	75.3	98.7
17 Natafrut Ltda.	63.3							63.3		
18 La Cruz Ltda, Agro. Comercial	57.3			2.2				59.5	71.8	45.0
19 La Rosa Sofruco	53.3							53.3	31.7	26.3
20 Citripal Ltda., Agrícola	49.6							49.6	29.8	
21 Unifrutti Traders Ltda.	44.6							44.6	46.3	
22 Calavo Chile S.A.	44.4							44.4		
23 Cerro Campanario Ltda, Sociedad Agrícola	36.5							36.5		
24 Valles Naturales de Chile Ltda	35.0							35.0	122.8	55.5
25 Gestión de Exportación Frutícola S.A.(Gesex)	34.5							34.5	7.7	25.6
26 Easter Island S.A	34.5							34.5	17.3	
27 New York Exportaciones y Cia Ltda.	32.9							32.9	27.5	33.1
28 San Fernando S.A., Frutera (Frusan)	17.3	13.3						30.6	34.8	
29 Alto Aconcagua S.A.	30.4							30.4		
30 Tempo Fruit S.A.	28.8							28.8		
31 La Higuera S.A.	27.0							27.0	34.0	34.0
32 Exportadora Fasfrut Ltda.	26.2							26.2	49.0	
33 Proexport Ltda, Exportadora	25.0							25.0	8.8	
34 Pachacama Ltda.	23.8							23.8		
35 San Clemente S.A., Exp.	21.1							21.1		
36 Montolin S.A., Agrícola e Inmobiliaria	19.2							19.2	28.6	31.4
37 Norbar Chile S.A	15.0		3.9		0.3	0.04		19.2	28.8	26.8
38 Chilefarms S.A.	18.4							18.4	28.8	
39 Exportadora M 5 S.A.	16.5							16.5	123.2	
40 Agromerc Ltda. Importadora Exportadora	15.8							15.8	63.4	
41 Cerrillos de Tamaya	9.6							9.6	21.1	44.2
42 Oteiza Limitada, Exportadora e Importadora	7.7							7.7		
43 Exportadora Los Libertadores	5.8							5.8	21.2	0.7
44 Bendel S.A., Imp. y Exp.	5.0							5.0		
45 Canales Fernandez y Cia. Ltda, Manuel	4.5							4.5	7.6	18.8
46 Sicor S.A., Agrícola	3.8							3.8		7.7
47 Anatech Ltda.	2.6							2.6		
48 Comercial Prontoexport Ltda.	2.5							2.5		
49 Sabu Chile Ltda. Exp. Imp de frutas	2.2							2.2	3.8	
50 Agro Industrial Santa Cruz S.A	2.1							2.1		
51 Crispa Gold Ltda.		1.9						1.9		
52 Green Valley Ltda., Exportadora	1.9							1.9	12.4	
53 A & B Ltda, Comercializadora e Importadora	1.9							1.9	12.4	33.9
54 Southern Fruit, Exportadora	1.9							1.9		
55 San Clemente Ltda, Agrícola	1.9							1.9	12.5	
56 Safex Ltda., Exportadora	1.9							1.9	616.7	1,124.5
57 Coosemans Chile Ltda.	0.8							0.8		5.6
58 Griffith, David		0.01						0.01	0.02	0.01
59 Agroservicios	0.009	0.001						0.01	0.007	0.02
60 Interprocess S.A.	0.007							0.007	28.3	0.05
OTHERS	0.001							0.001	687.3	1,855.8
<b>TOTAL SEASON 2008/2009</b>	<b>9,559.6</b>	<b>105.4</b>	<b>4.0</b>	<b>2.2</b>	<b>0.3</b>	<b>0.04</b>		<b>9,671.5</b>		
TOTAL SEASON 2007/2008	12,536	24.0	16.7		3.3		7.3		12,588	
TOTAL SEASON 2006/2007	19,262	51.2	42.2		3.7		15.3			19,374

## Main Avocado Exporters Season 2008/2009 (Tons)

EXPORTER	HASS	NOT DEFINED	EDRANOL	PALTINES	ZUTANO	FUERTE	OTHERS	TOTAL		
								2008-09	2007-08	2006-07
1 Propal S.A., Exportadora	29,257	62.8						29,320	30,801	41,573
2 Soc. Agric. Comercial Ltda, (Agricom)	18,776	8.8						18,785	28,085	43,048
3 Santa Cruz S.A., Exportadora	10,255	103.6						10,359	11,550	18,217
4 Subsole S.A., Exportadora	5,358.6	626.4	0.008					5,985.0	5,914.7	12,109
5 Cabilfrut S.A.	5,110.3							5,110.3	6,215.5	15,225
6 El Parque Ltda, Exportadora y Servicios	4,168.7	21.5						4,190.2	2,148.2	1,966.7
7 Desarrollo Agrario S.A.	2,021.2							2,021.2	1,350.4	541.4
8 Agrícola Dalbosco Hnos.y Cia Ltda.	1,505.1							1,505.1	569.9	
9 Del Monte Fresh Produce (Chile) S.A.	946.2							946.2	571.7	352.4
10 Córpora Agrícola S.A.	790.8	19.8						810.5	731.1	721.3
11 Unifrutti Traders Ltda.	771.2							771.2	297.8	
12 Prima Agrotrading S.A.	676.9	43.0						719.9	2,444.2	3,419.3
13 Fruchac Export S.A.	641.7		1.0					642.7	870.9	
14 La Cruz Ltda, Agro. Comercial	574.2			22.1				596.3	718.0	453.6
15 Río Blanco Ltda, Exportadora	558.3							558.3	805.1	914.0
16 Santa Luisa Exp.	536.8							536.8		
17 Calavo Chile S.A.	496.7							496.7		
18 Greenvic Comercial S.A.	449.9							449.9	720.9	642.2
19 La Rosa Sofruco	410.6							410.6	280.4	257.3
20 Cerro Campanario Ltda, Sociedad Agrícola	408.6							408.6		
21 Vitalpal S.A.	406.1							406.1	1,072.2	1,089.7
22 Gestión de Exportación Frutícola S.A.(Gesex)	396.5							396.5	86.0	102.5
23 Valles Naturales de Chile Ltda	392.4							392.4	991.2	620.6
24 Easter Island S.A	387.0							387.0	193.5	
25 Alto Aconcagua S.A.	343.0							343.0		
26 San Fernando S.A., Frutera (Frusan)	193.5	149.1						342.7	276.5	
27 Tempo Fruit S.A.	322.6							322.6		
28 Citripal Ltda., Agrícola	315.0							315.0	304.5	
29 La Higuera S.A.	302.6							302.6	380.6	380.5
30 Proexport Ltda, Exportadora	279.6							279.6	98.6	
31 Natafrut Ltda.	250.7							250.7		
32 Pachacama Ltda.	244.7							244.7		
33 San Clemente S.A., Exp.	236.5							236.5		
34 Montolín S.A., Agrícola e Inmobiliaria	215.0							215.0	305.9	345.9
35 Chilefarms S.A.	193.0							193.0	193.0	
36 Norbar Chile S.A	150.2		38.7		2.6	0.4		191.9	288.0	265.9
37 New York Exportaciones y Cia Ltda.	190.1							190.1	150.8	132.5
38 Exportadora M 5 S.A.	155.1							155.1	1,380.2	
39 Exportadora Fasfrut Ltda.	149.2							149.2	320.3	
40 Cerrillos de Tamaya	107.5							107.5	236.5	494.6
41 Oteiza Limitada, Exportadora e Importadora	86.0							86.0		
42 Exportadora Los Libertadores	65.1							65.1	234.8	6.8
43 Agromerc Ltda. Importadora Exportadora	63.4							63.4	253.4	
44 Sicor S.A., Agrícola	43.0							43.0		86.0
45 Comercial Prontoexport Ltda.	28.0							28.0		
46 Canales Fernandez y Cia. Ltda, Manuel	26.0							26.0	80.7	195.0
47 Anatech Ltda.	24.7							24.7		
48 Sabu Chile Ltda. Exp. Imp de frutas	22.4							22.4	43.0	
49 Agro Industrial Santa Cruz S.A	22.0							22.0		
50 Crispa Gold Ltda.		21.5						21.5		
51 Green Valley Ltda., Exportadora	21.5							21.5	49.6	
52 A & B Ltda, Comercializadora e Importadora	21.5							21.5	95.0	173.2
53 Southern Fruit, Exportadora	21.5							21.5		
54 San Clemente Ltda, Agrícola	21.5							21.5	65.7	
55 Safex Ltda., Exportadora	21.1							21.1	5,448.1	9,936.3
56 Bendel S.A., Imp. y Exp.	20.1							20.1		
57 Coosemans Chile Ltda.	8.4							8.4		62.5
58 Griffith, David		0.2						0.2	0.2	0.1
59 Interprocess S.A.	0.07							0.07	316.9	0.4
60 Agroservicios	0.06	0.006						0.06	0.05	0.07
OTHERS	0.004						-0.001	0.003	5,612.3	13,090
<b>TOTAL SEASON 2008/2009</b>	<b>89,461</b>	<b>1,056.7</b>	<b>39.8</b>	<b>22.1</b>	<b>2.6</b>	<b>0.4</b>		<b>90,583</b>		
<b>TOTAL SEASON 2007/2008</b>	<b>112,090</b>	<b>228.2</b>	<b>168.2</b>		<b>18.7</b>		<b>47.1</b>		<b>112,553</b>	
<b>TOTAL SEASON 2006/2007</b>	<b>165,850</b>	<b>271.5</b>	<b>172.8</b>		<b>39.9</b>		<b>89.7</b>			<b>166,423</b>

## Main Avocados Importers Season 2008/2009 (Thousand cases)

	CONSIGNEE	MKT	HASS	NOT DEFINED	EDRANOL	PALTINES	ZUTANO	FUERTE	OTHERS	TOTAL		
										2008-09	2007-08	2006-07
1	To Order	NAM	2,671.0	64.1						2,735.2	1,857.6	1,393.2
2	Index Fresh, Inc.	NAM	695.6	6.0						701.6	1,194.6	1,203.7
3	Westfalia Marketing UK Ltd.	EUR	692.3	5.3	0.002					697.6	734.6	1,524.3
4	To Order	EUR	611.9							611.9	1,857.6	1,393.2
5	Mission Produce, Inc.	NAM	458.8							458.8	667.2	1,050.6
6	Nature's Pride B.V.	EUR	257.5							257.5	290.9	83.8
7	Calavo Growers Of California	NAM	232.3							232.3	316.6	349.5
8	M.c. Daniel Fruit Company	NAM	217.0							217.0	395.6	397.9
9	Wal-Mart Stores, Inc.	NAM	211.2							211.2	168.0	126.0
10	Eco Farms Avocado	NAM	198.9	11.5						210.5	239.9	505.6
11	Wes Pak Sales, Inc.	NAM	173.4	1.9						175.3	187.4	1.8
12	Avocados Del Rey	NAM	161.5							161.5	296.8	507.6
13	Mack Multiples	EUR	157.9							157.9	161.6	185.9
14	Elqui Imports S.A.	EUR	144.2	5.3						149.5		
15	Everfresh Group AB	EUR	148.0							148.0	204.1	267.6
16	Geest Melrow Salad Ltd	EUR	144.2							144.2	282.9	401.2
17	Henry Avocado Corp.	NAM	143.6							143.6	304.6	476.9
18	Cal Pacific Growers	NAM	126.7	3.8						130.6	109.2	21.1
19	ICA Sverige AB	EUR	127.9							127.9	153.7	122.4
20	Comexa	EUR	104.1							104.1	128.3	201.6
21	Rio Vista Limitada	NAM	103.7							103.7	59.4	61.9
22	Georges Helfer S.A.	EUR	88.3							88.3	63.4	394.0
23	Del Monte Fresh Produce	NAM	84.5							84.5	51.0	31.5
24	Jose Luis Montosa S.L.	EUR	74.9							74.9	303.3	281.6
25	Special Fruit NV	EUR	69.3							69.3	10.6	37.3
26	H. E. Butt Grocery Company	NAM	65.6							65.6	60.7	53.4
27	German Ariel Dellacasa	LAT	59.2			2.2				61.4	4.1	
28	Satori S.A.	EUR	60.5							60.5	77.3	70.3
29	Arc Eurobanan S.L.	EUR	59.6							59.6	21.8	89.8
30	Malet Azoulay UK Limited	EUR	59.3							59.3	92.1	90.2
31	The Oppenheimer Group	NAM	53.9							53.9	47.4	60.9
32	LBP Rotterdam B.V.	EUR	52.8							52.8	21.1	
33	A.M.S. European	EUR	47.8							47.8	105.6	89.8
34	Eroski	EUR	47.8							47.8	60.6	42.5
35	Putruele Hnos.S.A.A.I.C.	LAT	44.0							44.0	41.3	32.0
36	Cultivar, S.A.	EUR	42.2							42.2	60.7	146.9
37	Weal Moor Ltd.	EUR	42.2							42.2	69.0	37.8
38	HL Hall (International) Ltd.	EUR	35.9	4.9						40.8	72.6	49.9
39	New World Fruit Traders B.V.	EUR	39.0							39.0		
40	Greencell Ltd.	EUR	37.0							37.0	15.8	24.9
41	All Fresh Produce	NAM	34.6	1.9						36.5	43.8	95.8
42	Jumbo Retail Argentina S.A.	LAT	34.0							34.0	24.5	
43	Pacific Organic Produce	NAM	32.4							32.4	40.6	54.3
44	LGS Specialty Sales Ltd	NAM	28.8							28.8	47.4	44.2
45	Giumarra Bros Fruit Co., Inc.	NAM	26.9							26.9	49.9	32.3
46	Vanguard Marketing Services LLC	FAR	25.8							25.8	36.8	77.3
47	W.M. Morrison Produce Ltd.	EUR	24.7							24.7		
48	Mehadrin Tnuport Marketing (UK) Ltd	EUR	24.6							24.6	29.2	75.1
49	Tanus Jalil e Hijos S.R.L.	LAT	22.8							22.8	9.1	17.7
50	Armando Daniel Brunetti y Otros	LAT	22.7							22.7	44.9	24.3
51	Continental Fresh LLC	NAM	22.4							22.4		57.6
52	UNIVEG KATOPE FRANCE	EUR	21.2							21.2	5.3	101.1
53	CMR Group	EUR	21.1							21.1	24.4	143.4
54	Magellan Farms	EUR	20.3							20.3		
55	Argenfruit	LAT	20.0		0.1					20.1	21.2	52.5
56	Chiquita Fresh North America	NAM	19.7							19.7	37.2	113.7
57	Fresh Pacific	NAM	17.3							17.3		
58	Team Produce, Inc.	NAM	16.3							16.3	67.9	163.9
59	Fruchthansa GmbH	EUR	15.8							15.8	31.9	16.1
60	Z&S Distributing, Inc	NAM	15.4							15.4	36.3	56.9
OTHERS			247.6	0.6	3.9		0.3	0.04		252.3	1,248.2	6,440.0
<b>TOTAL SEASON 2008/2009</b>			<b>9,559.6</b>	<b>105.4</b>	<b>4.0</b>	<b>2.2</b>	<b>0.3</b>	<b>0.04</b>		<b>9,671.5</b>		
TOTAL SEASON 2007/2008			12,536	24.0	16.7		3.3		7.3		12,588	
TOTAL SEASON 2006/2007			19,262	51.2	42.2		3.7		15.3			19,374

## Main Avocados Importers Season 2008/2009 (Tons)

	CONSIGNEE	MKT	HASS	NOT DEFINED	EDRANOL	PALTINES	ZUTANO	FUERTE	OTHERS	TOTAL		
										2008-09	2007-08	2006-07
1	To Order	NAM	32,060	719.8						32,780	27,516	6,390.8
2	Index Fresh, Inc.	NAM	8,069.2	60.7						8,129.8	14,080	13,927
3	Mission Produce, Inc.	NAM	5,227.4							5,227.4	7,416.5	11,365
4	Wal-Mart Stores, Inc.	NAM	3,425.0							3,425.0	2,815.8	2,116.7
5	Westfalia Marketing UK Ltd.	EUR	3,083.3	15.8	0.008					3,099.2	3,380.9	7,068.2
6	To Order	EUR	2,970.7							2,970.7	27,516	6,390.8
7	Calavo Growers Of California	NAM	2,611.5							2,611.5	3,552.0	3,913.5
8	Mc. Daniel Fruit Company	NAM	2,432.7							2,432.7	4,579.7	4,668.6
9	Eco Farms Avocado	NAM	2,226.6	124.4						2,351.0	2,671.9	5,623.1
10	Wes Pak Sales, Inc.	NAM	1,973.0	21.5						1,994.5	2,090.6	19.7
11	Avocados Del Rey	NAM	1,892.6							1,892.6	3,331.6	5,838.7
12	Henry Avocado Corp.	NAM	1,620.5							1,620.5	3,374.9	5,416.0
13	Cal Pacific Growers	NAM	1,418.9	43.0						1,461.9	1,217.6	235.8
14	Mack Multiples	EUR	1,422.5							1,422.5	1,616.4	1,068.3
15	Rio Vista Limitada	NAM	1,159.9							1,159.9	665.6	692.8
16	Nature's Pride B.V.	EUR	1,035.0							1,035.0	1,163.4	343.1
17	Del Monte Fresh Produce	NAM	946.2							946.2	571.7	352.4
18	Geest Melrow Salad Ltd	EUR	786.0							786.0	1,407.9	1,852.6
19	Everfresh Group AB	EUR	769.6							769.6	1,044.3	1,368.7
20	H. E. Butt Grocery Company	NAM	752.0							752.0	846.4	895.6
21	Jose Luis Montosa S.L.	EUR	705.5							705.5	2,913.8	2,725.6
22	German Ariel Dellacasa	LAT	594.5			22.1				616.6	41.0	
23	The Oppenheimer Group	NAM	603.6							603.6	531.2	681.6
24	Elqui Imports S.A.	EUR	577.2	21.1						598.3		
25	Malet Azoulay UK Limited	EUR	597.3							597.3	484.5	531.5
26	ICA Sverige AB	EUR	511.4							511.4	615.2	527.7
27	Putruele Hnos.S.A.A.I.C.	LAT	483.1							483.1	446.2	340.3
28	Comexa	EUR	409.2							409.2	513.1	937.1
29	All Fresh Produce	NAM	387.1	21.5						408.6	490.4	1,073.1
30	Georges Helfer S.A.	EUR	389.2							389.2	253.4	1,575.9
31	Pacific Organic Produce	NAM	359.8							359.8	448.7	632.8
32	Jumbo Retail Argentina S.A.	LAT	357.6							357.6	262.2	
33	LGS Specialty Sales Ltd	NAM	322.6							322.6	530.4	494.6
34	Giumarra Bros Fruit Co., Inc.	NAM	301.1							301.1	559.1	361.5
35	UNIVEG KATOPE FRANCE	EUR	279.0							279.0	21.3	421.9
36	Special Fruit NV	EUR	277.0							277.0	42.2	149.0
37	Satori S.A.	EUR	258.5							258.5	371.8	299.8
38	Arc Eurobanan S.L.	EUR	254.5							254.5	87.0	370.1
39	Chiquita Fresh North America	NAM	253.2							253.2	415.3	1,378.6
40	Continental Fresh LLC	NAM	251.4							251.4		645.1
41	Tanus Jalil e Hijos S.R.L.	LAT	242.6							242.6	100.7	197.3
42	Indigo Fruit SAS	EUR	235.6							235.6	214.7	772.6
43	Armando Daniel Brunetti y Otros	LAT	235.3							235.3	460.1	268.7
44	LBP Rotterdam B.V.	EUR	211.7							211.7	84.5	
45	Argenfruit	LAT	208.7		1.0					209.7	225.4	537.9
46	A.M.S. European	EUR	198.5							198.5	422.4	359.0
47	Fresh Pacific	NAM	193.5							193.5		
48	Eroski	EUR	191.0							191.0	293.9	175.0
49	Team Produce, Inc.	NAM	182.8							182.8	774.8	1,849.5
50	Z&S Distributing, Inc	NAM	172.0							172.0	406.4	630.7
51	New World Fruit Traders B.V.	EUR	169.3							169.3		
52	Cultivar, S.A.	EUR	169.0							169.0	242.9	736.6
53	Weal Moor Ltd.	EUR	168.8							168.8	276.2	184.8
54	HL Hall (International) Ltd.	EUR	148.4	19.8						168.1	385.3	237.1
55	W.M. Morrison Produce Ltd.	EUR	149.2							149.2		
56	Dole Nat Co. S.A.	LAT	148.2							148.2	277.2	
57	Greencell Ltd.	EUR	147.8							147.8	63.4	135.1
58	Vanguard Marketing Services LLC	FAR	142.0							142.0	206.1	430.6
59	Fresh Fruit Logistic Inc.	NAM	121.9	8.8						130.7	328.5	
60	Dimimax S.R.L.	LAT	130.3							130.3		
OTHERS			1,838.6	0.2	38.7		2.6	0.4	0.02	1,880.5	15723	67,214
<b>TOTAL SEASON 2008/2009</b>			<b>89,461</b>	<b>1,056.7</b>	<b>39.8</b>	<b>22.1</b>	<b>2.6</b>	<b>0.4</b>		<b>90,583</b>		
TOTAL SEASON 2007/2008			112,090	228.2	168.2		18.7		47.1		112,553	
TOTAL SEASON 2006/2007			165,850	271.5	172.8		39.9		89.7			166,423

## Main Avocados Varieties by Destination Market

Season 2008/2009 (Thousand cases)

VARIETY	NORTH AMERICA			EUROPE				LATIN AMERICA	FAR EAST	MIDDLE EAST	TOTAL		
	EAST	WEST	TOTAL	CONT	UK	RUS	TOTAL				2008-09	2007-08	2006-07
1 HASS	1,343.9	4,545.5	5,889.3	2,715.0	669.2		3,384.3	235.3	50.7		9,559.6	12,536	19,262
2 NOT DEFINED	7.0	82.9	89.9	15.5	0.01		15.5		0.006		105.4	24.0	51.2
3 EDRANOL				3.9	0.002		3.9	0.1			4.0	16.7	42.2
4 PALTINES								2.2			2.2		
5 ZUTANO				0.3			0.3				0.3	3.3	3.7
6 FUERTE				0.04			0.04				0.04		
OTHERS												7.3	15.3
<b>TOTAL SEASON 2008/2009</b>	<b>1,350.8</b>	<b>4,628.4</b>	<b>5,979.2</b>	<b>2,734.7</b>	<b>669.2</b>		<b>3,403.9</b>	<b>237.6</b>	<b>50.7</b>		<b>9,671.5</b>		
TOTAL SEASON 2007/2008	1,229.6	5,806.4	7,036.0	3,944.8	1,218.0		5,162.8	311.0	77.7			12,588	
TOTAL SEASON 2006/2007	1,967.7	8,418.0	10,386	7,046.3	1,371.7		8,417.9	286.5	284.1				19,374

## Main Avocados Varieties by Destination Market

Season 2008/2009 (Tons)

VARIETY	NORTH AMERICA			EUROPE				LATIN AMERICA	FAR EAST	MIDDLE EAST	TOTAL		
	EAST	WEST	TOTAL	CONT	UK	RUS	TOTAL				2008-09	2007-08	2006-07
1 HASS	17,810	51,912	69,721	12,801	4,200.6		17,001	2,456.5	281.9		89,461	112,090	165,850
2 NOT DEFINED	84.7	915.1	999.8	56.7	0.2		56.9		0.03		1,056.7	228.2	271.5
3 EDRANOL				38.7	0.008		38.7	1.0			39.8	168.2	172.8
4 PALTINES								22.1			22.1		
5 ZUTANO				2.6			2.6				2.6	18.7	39.9
6 FUERTE				0.4			0.4				0.4		
OTHERS			-0.002									47.1	89.7
<b>TOTAL SEASON 2008/2009</b>	<b>17,894</b>	<b>52,827</b>	<b>70,721</b>	<b>12,899</b>	<b>4,200.8</b>		<b>17,100.0</b>	<b>2,479.6</b>	<b>281.9</b>		<b>90,583</b>		
TOTAL SEASON 2007/2008	16,018	66,086	82,105	19,474	7,236.8		26,710.0	3,298.5	439.0			112,553	
TOTAL SEASON 2006/2007	23,598	97,146	120,744	33,971	7,080.8		41,052.0	3,017.1	1,610.8				166,423

## Main Berry Exporters

Season 2008/2009 (Thousand cases)

EXPORTER	BLUEB	RASPB	CURRANT	BLACKB	STRAWB	GOOSEB.	MIX BERRY	MURTLE	TOTAL		
									2008-09	2007-08	2006-07
1 Hortifrut Chile S.A.	3,200.3	73.8	10.6	12.1	0.5	0.2			3,297.6	3,174.2	2,964.5
2 Vital Berry Marketing S.A.	2,079.3	3.1	3.3						2,085.7	2,394.4	2,136.0
3 Driscoll 's de Chile S.A.	1,918.5								1,918.5	2,042.7	1,659.9
4 Agroberries Ltda.	1,738.0								1,738.0	1,280.2	1,167.5
5 Sun Belle Berries S.A.	1,279.5	72.6	22.4						1,374.4	1,273.1	1,118.0
6 Valle Maule S.A.	1,030.8	2.2							1,033.0	1,274.6	676.5
7 Comercial Fruticola S.A.	625.4	33.1	133.6						792.1	772.2	617.6
8 Alimentos Naturales Vitafoods S.A.	559.5								559.5	784.4	713.4
9 South Pacific Trading Ltda.	501.5								501.5	491.0	413.0
10 Frux Ltda, Exportadora	287.5								287.5	161.6	234.2
11 Entre Ríos Farms	271.5								271.5	288.7	160.4
12 Prima Agrottrading S.A.	232.1								232.1	304.7	253.2
13 Merex Chile Ltda., Agrícola	211.5	13.9							225.5	62.6	114.0
14 Comercial SVS Ltda	198.4	3.0							201.4	64.4	
15 Soc. Agric. Comercial Ltda, (Agricom)	178.8								178.8	131.8	76.7
16 Patagonia Food S.A	172.4								172.4	158.9	116.7
17 Cottlefarms Chile Ltda	144.9								144.9	77.3	32.5
18 Blue Valley	119.2	25.4							144.7	124.0	
19 Cato Ltda, Soc Agrícola	108.8								108.8	43.2	44.5
20 C y D Internacional S.A.	103.3								103.3	30.9	15.1
21 AMS Family S.A., Comercial	102.9								102.9	101.1	54.2
22 San Rafael Ltda.	101.9								101.9	73.7	
23 Gonzagri S.A, Exportadora	98.4								98.4		
24 Inversiones Tapihue Ltda.	85.4								85.4	107.4	107.6
25 Agricamex Ltda	79.8								79.8	79.5	49.5
26 Natural Choice		70.8							70.8		
27 San Esteban Ltda., Exp.	57.1								57.1		
28 Greenvic Comercial S.A.	51.2								51.2	6.7	
29 Viveros Sunny R	41.4								41.4		
30 All American Farm Chile S.A.		38.7							38.7	44.3	64.0
31 Frut. Terranova S.A.	35.8								35.8	63.0	51.8
32 Export.E Inversiones Tempofrut	34.7								34.7		
33 Robson Berries	33.6				0.3				33.9		
34 Río San Pedro	32.3								32.3		
35 Laguna El Dial	30.8								30.8	30.0	
36 North Bay Chile S.A.	29.8								29.8		8.4
37 Alpine Chile S.A	29.5								29.5		
38 Easter Island S.A	29.2								29.2	22.6	24.9
39 Sof South Organic Fruit S.A.	22.8								22.8	36.8	19.7
40 Southern Fruit, Exportadora	19.2								19.2		
41 Copefrut S.A.	16.7								16.7	0.4	
42 Fruit Grower Chile S.A, Exportadora	15.5								15.5	13.4	
43 Quintay S.A., Exportadora	15.0								15.0	21.5	7.3
44 Eduardo Alvarez	12.9								12.9		
45 San Esteban Ltda, Exp. Y Fruticola	12.8								12.8	37.5	30.0
46 Ases.Patron Ltd	11.4								11.4	2.0	2.4
47 Agro Entre Ríos Ltda.	11.4								11.4	7.5	120.0
48 Gestion Predial Consultores Ltda.	10.0								10.0		
49 Larrain González Sociedad Comercial		8.3							8.3	10.7	50.4
50 Nahuel Export	7.4	0.1	0.1	0.05			0.05		7.7		
51 La Sara Ltda.	6.4								6.4		
52 Del Monte Fresh Produce (Chile) S.A.	6.1								6.1	0.2	
53 Cont. Del Sur	5.8								5.8		
54 Punto Azul Ltda.	4.3								4.3		
55 Excel International Ltda.	4.0								4.0		
56 Alquimia Fresh S.A	3.9								3.9		
57 Soc.Com.Exp.Larrain G.Niloycia		3.9							3.9	4.7	12.9
58 Exportadora Nova Terra Ltda.	3.7								3.7		
59 Southern Fruit S.A.	3.1								3.1		
60 Milton Borquez					2.8				2.8		
OTHERS	16.0	2.3	0.3	0.005	3.0			0.003	21.7	329.2	256.5
<b>TOTAL SEASON 2008/2009</b>	<b>16,043</b>	<b>351.2</b>	<b>170.4</b>	<b>12.2</b>	<b>6.5</b>	<b>0.2</b>	<b>0.05</b>	<b>0.003</b>	<b>16,584</b>		
TOTAL SEASON 2007/2008	14,523	1,196.6	172.0	23.9	4.9	6.9				15,927	
TOTAL SEASON 2006/2007	11,046	2,186.0	98.4	18.1	15.0	8.3		1.5			13,373

## Main Berry Exporters

Season 2008/2009 (Tons)

EXPORTER	BLUEB	RASPB	CURRANT	STRAWB	BLACKB	GOOSEB.	MIX BERRY	MURTLE	TOTAL		
									2008-09	2007-08	2006-07
1 Hortifrut Chile S.A.	7,574.4	145.5	16.8	2.7	23.9	0.5			7,763.7	6,176.5	5,519.7
2 Vital Berry Marketing S.A.	6,237.8	6.0	5.0						6,248.9	5,865.2	4,614.3
3 Agroberries Ltda.	5,025.4								5,025.4	3,051.8	2,625.4
4 Driscoll 's de Chile S.A.	4,794.8								4,794.8	4,252.6	2,821.3
5 Sun Belle Berries S.A.	3,251.6	148.2	38.6						3,438.5	2,630.3	2,262.2
6 Valle Maule S.A.	2,978.3	4.5							2,982.8	2,121.6	1,275.9
7 Comercial Fruticola S.A.	1,310.3	65.8	203.7						1,579.8	1,310.7	1,116.3
8 Alimentos Naturales Vitafoods S.A.	1,524.3								1,524.3	1,923.7	1,548.2
9 South Pacific Trading Ltda.	1,178.3								1,178.3	919.0	743.1
10 Frux Ltda, Exportadora	833.0								833.0	399.0	409.5
11 Prima Agrotrading S.A.	686.3								686.3	596.8	417.6
12 San Rafael Ltda.	613.2								613.2	328.2	
13 Entre Ríos Farms	595.2								595.2	633.6	246.6
14 Patagonia Food S.A	514.7								514.7	339.3	196.3
15 Blue Valley	435.6	49.2							484.8	207.9	
16 Merex Chile Ltda., Agrícola	419.1	27.7							446.8	109.4	201.6
17 Soc. Agric. Comercial Ltda, (Agricom)	414.4								414.4	245.9	132.7
18 Comercial SVS Ltda	398.2	6.3							404.6	101.7	
19 Cottlefarms Chile Ltda	358.7								358.7	143.5	48.7
20 AMS Family S.A., Comercial	249.4								249.4	192.2	84.6
21 Cato Ltda, Soc Agrícola	233.7								233.7	77.6	71.6
22 C y D Internacional S.A.	191.5								191.5	64.1	23.9
23 Gonzagri S.A, Exportadora	187.3								187.3		
24 Agricamex .Ltda	177.0								177.0	119.3	119.3
25 Inversiones Tapihue Ltda.	170.7								170.7	162.6	162.7
26 Natural Choice		148.4							148.4		
27 Alpine Chile S.A	116.6								116.6		
28 San Esteban Ltda., Exp.	111.4								111.4		
29 Greenvic Comercial S.A.	96.5								96.5	10.1	
30 All American Farm Chile S.A.		82.0							82.0	89.3	128.0
31 Frut. Terranova S.A.	72.1								72.1	113.7	80.9
32 Export.E Inversiones Tempofrut	69.3								69.3		
33 Viveros Sunny R	68.0								68.0		
34 North Bay Chile S.A.	63.9								63.9		16.8
35 Laguna El Dial	62.8								62.8	45.0	
36 Rio San Pedro	61.2								61.2		
37 Robson Berries	54.9			0.6					55.4		
38 Easter Island S.A	50.2								50.2	33.9	39.2
39 Sof South Organic Fruit S.A.	45.1								45.1	55.1	29.6
40 Southern Fruit, Exportadora	36.4								36.4		
41 Copefrut S.A.	29.9								29.9	1.9	
42 Fruit Grower Chile S.A, Exportadora	29.6								29.6	21.2	
43 Ases.Patron Ltd	27.1								27.1	4.2	3.6
44 Eduardo Alvarez	25.7								25.7		
45 Quintay S.A., Exportadora	25.2								25.2	32.2	10.9
46 San Esteban Ltda, Exp. Y Frutícola	24.0								24.0	56.3	45.0
47 Larrain González Sociedad Comercial		19.1							19.1	22.1	102.7
48 Gestion Predial Consultores Ltda.	17.9								17.9		
49 Agro Entre Ríos Ltda.	17.2								17.2	11.3	210.1
50 Cont. Del Sur	11.5								11.5		
51 Nahuel Export	11.0	0.2	0.2		0.07		0.07		11.5		
52 Del Monte Fresh Produce (Chile) S.A.	11.3								11.3	0.8	
53 Milton Borquez				11.1					11.1		
54 Frutas E Sanchez S.L.(chile)lt	0.2		0.1	9.8					10.1	15.4	0.6
55 La Sara Ltda.	9.5								9.5		
56 Punto Azul Ltda.	8.1								8.1		
57 Soc.Com.Exp.Larrain G.Niloycia		7.6							7.6	10.1	25.9
58 Excel International Ltda.	6.7								6.7		
59 Alquimia Fresh S.A	5.9								5.9		
60 Exportadora Nova Terra Ltda.	5.6								5.6		
OTHERS	32.9	6.6	0.4	1.7	0.008			0.05	41.6	568.4	564.2
<b>TOTAL SEASON 2008/2009</b>	<b>41,561</b>	<b>717.2</b>	<b>264.8</b>	<b>25.9</b>	<b>24.0</b>	<b>0.5</b>	<b>0.07</b>	<b>0.05</b>	<b>42,593</b>		
TOTAL SEASON 2007/2008	30,315	2,399.9	270.4	20.0	44.4	13.3				33,063	
TOTAL SEASON 2006/2007	21,162	4,461.4	159.3	62.4	33.0	15.5		5.2			25,899

## Main Berry Importers

Season 2008/2009 (Thousand cases)

	CONSIGNEE	MKT	BLUEB	RASPB	CURRANT	BLACKB	STRAWB	GOOSEB.	MIX BERRY	MURTLE	TOTAL		
											2008-09	2007-08	2006-07
1	Hortifrut Inc.	NAM	2,550.3	79.0	0.9	10.6		0.2			2,641.0	2,999.4	3,123.2
2	Driscoll 's Strawberry	NAM	1,832.2								1,832.2	1,939.3	1,450.8
3	Giumarra VBM International, L.L.C.	NAM	1,276.2	7.3							1,283.6	1,037.2	939.4
4	Sun Belle, Inc.	NAM	1,092.3	72.2	9.3						1,173.9	1,134.0	1,014.8
5	SunnyRidge Berry Farm, Inc	NAM	1,118.5	28.2							1,146.7	1,043.5	771.8
6	Berry Fresh Produce LLC	NAM	1,016.1		5.5						1,021.6		
7	Euroberry Marketing S.A.	EUR	709.9	6.4	7.1	1.5					724.9	496.0	574.6
8	Gourmet Trading Co.	NAM	490.4	0.3							490.7	445.0	314.0
9	Sunny Valley Int., Inc.	NAM	416.1								416.1	429.5	340.2
10	North Bay Produce, Inc	NAM	403.1	7.8							410.9	220.5	217.8
11	Alpine Fresh Inc.	NAM	396.7								396.7	456.0	235.7
12	Sfc Redbridge Worldfresh Ltd	EUR	379.3								379.3	316.1	291.5
13	BerryWorld Ltd.	EUR	326.6								326.6	416.3	578.6
14	Calfruits Co.Ltda.	FAR	293.1		0.05						293.1	239.0	
15	Premier Pacific Trading, Inc.	NAM	277.7	1.8							279.5	327.0	70.2
16	Team Produce, Inc.	NAM	192.9	61.5	1.3						255.7	288.8	211.6
17	Special Fruit NV	EUR	115.7		117.3						233.0	225.1	129.4
18	Dave 's Speciality Imports, Inc.	NAM	186.2	13.9							200.2	292.8	305.3
19	Jac Vandenberg, Inc.	NAM	196.3								196.3	175.4	197.7
20	California Giant Inc.	NAM	169.2								169.2	125.8	
21	To Order	EUR	166.3				0.8				167.1	77.4	62.7
22	Cottle Strawberry Nursery Inc.	NAM	147.4								147.4	79.4	45.2
23	Hurst's Berry Farm	NAM	140.7		2.2						143.0	85.9	31.2
24	Dandrea Produce Inc.	NAM	137.8								137.8	4.5	
25	H M De Jong Koel- en Vrieshuis B.V.	EUR	123.7								123.7		
26	Frank Donio Inc.	NAM	117.3								117.3	69.7	26.2
27	Vital Berry Marketing, Inc.	NAM	86.3								86.3	319.2	93.7
28	Fruit World Breda	EUR	73.7		6.1						79.7	84.3	68.1
29	Vital Berry Marketing Inc.	EUR	76.3	0.2	1.4						77.9	193.3	
30	Berry Gardens Ltd.	EUR	75.0								75.0	90.5	14.4
31	Wal-Mart Stores, Inc.	NAM	70.7	0.4							71.1	46.2	17.0
32	Golden Alpha Corporation	FAR	64.0		1.6						65.6	63.8	37.1
33	Walker Grow-Rite Int'l Co., Ltd.	FAR	64.0								64.0		
34	New World Fruit Traders B.V.	EUR	59.0								59.0	8.6	
35	S & A Produce Ltd.	EUR	57.0								57.0		
36	Fresh King, Inc.	NAM	49.1	3.3							52.4		
37	Angus Soft Fruit	EUR	51.9								51.9	38.1	
38	Southern Specialties, Inc.	NAM	51.5								51.5	9.2	48.6
39	Growers Union	NAM	43.1	6.8							49.9	42.7	11.3
40	Market 52	NAM	49.2								49.2		
41	Fru-Veg Marketing, Inc.	NAM	47.9								47.9	216.7	167.7
42	All American Farms Inc	NAM		40.2							40.2	83.8	65.1
43	Watari Co., Ltd.	FAR	36.0		2.2						38.2	48.9	59.5
44	Hillfresh International B.V.	EUR	37.4								37.4	10.1	
45	To Order	NAM	35.8	0.2						0.003	36.0	38.8	103.0
46	Roveg Fruit B.V.	EUR	33.6								33.6	6.9	13.5
47	Aconex RT USA	NAM	32.1								32.1	15.5	
48	Well Pict European Ltd	EUR	30.2								30.2	53.4	4.2
49	Japan Fraise Co., Ltd.	FAR	29.3								29.3	31.2	51.9
50	Rio Vista Limitada	NAM	28.8								28.8	21.6	
51	Pro Fruit Marketing, Inc.	NAM	27.4								27.4	4.5	10.1
52	OGL Food Trade GmbH	EUR	26.4								26.4		
53	Nature's Pride B.V.	EUR	20.1		5.7						25.8	85.8	51.2
54	Provincial Fruit Co Ltd - Rite Pak Produce	NAM	23.5	0.5							24.0		
55	North Bay Produce	EUR	18.1								18.1		20.5
56	Nissho Co.Ltd.	FAR	16.5		1.4						17.9	18.9	4.2
57	Woo Lee Fruit & Vegetables Co. Ltd.	FAR	16.5								16.5	2.2	0.4
58	Berry Fresh Produce LLC	LAT	16.4								16.4		
59	Kingo Fruits Co., Ltd.	FAR	16.2								16.2	14.3	1.3
60	Loblaws Companies East Prod.	NAM	12.9	3.0							15.9	46.6	122.9
OTHERS			395.2	18.2	8.3	0.05	5.8		0.05		427.5	1,408.2	1,475.5
<b>TOTAL SEASON 2008/2009</b>			<b>16,043</b>	<b>351.2</b>	<b>170.4</b>	<b>12.2</b>	<b>6.5</b>	<b>0.2</b>	<b>0.05</b>	<b>0.003</b>	<b>16,584</b>		
TOTAL SEASON 2007/2008			16,043	351.2	170.4	12.2	6.5	0.2	0.05	0.003		15,927	
TOTAL SEASON 2006/2007			16,043	351.2	170.4	12.2	6.5	0.2	0.05	0.003			13,373



## Main Berry Importers

### Season 2008/2009 (Tons)

CONSIGNEE	MKT	BLUEB	RASPB	CURRANT	STRAWB	BLACKB	GOOSEB.	MIX BERRY	MURTLE	TOTAL		
										2008-09	2007-08	2006-07
1 Hortifrut Inc.	NAM	6,953.3	160.1	1.7		21.6	0.5			7,137.3	6,134.2	5,956.3
2 Driscoll's Strawberry	NAM	4,556.4								4,556.4	3,921.0	2,452.0
3 Giumarra VBM International, L.L.C.	NAM	3,483.0	16.4							3,499.3	2,156.0	1,954.3
4 SunnyRidge Berry Farm, Inc	NAM	3,109.4	57.8							3,167.2	1,991.2	1,504.8
5 Berry Fresh Produce LLC	NAM	3,105.6		11.1						3,116.7		
6 Sun Belle, Inc.	NAM	2,931.8	147.6	18.7						3,098.1	2,389.0	2,091.7
7 Alpine Fresh Inc.	NAM	1,589.3								1,589.3	1,351.7	594.1
8 Gourmet Trading Co.	NAM	1,557.2	0.6							1,557.7	977.5	625.8
9 BerryWorld Ltd.	EUR	1,468.0								1,468.0	1,886.5	1,561.6
10 Euroberry Marketing S.A.	EUR	1,145.0	8.8	11.0		2.3				1,167.1	908.5	971.5
11 North Bay Produce, Inc	NAM	943.3	15.3							958.6	339.7	337.2
12 Sunny Valley Int., Inc.	NAM	956.7								956.7	752.3	612.6
13 Sfc Redbridge Worldfresh Ltd	EUR	763.4								763.4	822.8	517.0
14 Dave's Speciality Imports, Inc.	NAM	616.6	27.9							644.4	451.3	669.1
15 Premier Pacific Trading, Inc.	NAM	592.9	3.6							596.5	609.8	157.5
16 Wal-Mart Stores, Inc.	NAM	574.5	2.6							577.1	292.8	60.2
17 Team Produce, Inc.	NAM	410.6	128.4	2.5						541.5	551.7	368.2
18 California Giant Inc.	NAM	493.8								493.8	188.8	
19 Calfruits Co.Ltda.	FAR	444.1		0.08						444.2	358.5	
20 Jac Vandenberg, Inc.	NAM	426.7								426.7	316.6	342.0
21 Cottle Strawberry Nursery Inc.	NAM	362.2								362.2	144.6	67.8
22 Special Fruit NV	EUR	173.6		176.0						349.5	345.8	209.5
23 Hurst's Berry Farm	NAM	324.3		3.3						327.6	134.8	63.7
24 To Order	EUR	303.8			3.0					306.9	162.0	105.8
25 Dandrea Produce Inc.	NAM	263.7								263.7	8.9	
26 Frank Donio Inc.	NAM	256.7								256.7	107.1	39.5
27 Vital Berry Marketing, Inc.	NAM	245.8								245.8	531.4	157.2
28 H M De Jong Koel- en Vrieshuis B.V.	EUR	226.1								226.1		
29 Berry Gardens Ltd.	EUR	217.8								217.8	300.4	29.7
30 Aconex RT USA	NAM	168.8								168.8	71.8	
31 S & A Produce Ltd.	EUR	144.6								144.6		
32 Vital Berry Marketing Inc.	EUR	134.8	0.3	2.1						137.2	337.0	
33 Fruit World Breda	EUR	120.4		9.1						129.5	136.5	112.9
34 Market 52	NAM	114.3								114.3		
35 Fresh King, Inc.	NAM	98.1	6.5							104.6		
36 Southern Specialties, Inc.	NAM	102.9								102.9	13.8	76.7
37 Growers Union	NAM	88.0	13.6							101.7	78.3	21.5
38 Golden Alpha Corporation	FAR	96.0		2.4						98.4	95.7	56.3
39 Rio Vista Limitada	NAM	96.0								96.0	32.4	
40 Walker Grow-Rite Int'l Co., Ltd.	FAR	95.9								95.9		
41 Fru-Veg Marketing, Inc.	NAM	94.9								94.9	339.9	277.4
42 Angus Soft Fruit	EUR	91.6								91.6	73.9	
43 New World Fruit Traders B.V.	EUR	89.2								89.2	14.3	
44 All American Farms Inc	NAM		84.9							84.9	148.6	129.8
45 Well Pict European Ltd	EUR	81.6								81.6	123.1	8.3
46 To Order	NAM	79.7	0.4						0.05	80.2	64.7	238.0
47 Hillfresh International B.V.	EUR	67.0								67.0	16.2	
48 Roveg Fruit B.V.	EUR	58.8								58.8	12.1	24.9
49 Watari Co., Ltd.	FAR	54.2		3.3						57.6	79.4	94.5
50 All Fresh Produce	NAM	56.4								56.4		
51 Berry Fresh Produce LLC	LAT	54.8								54.8		
52 Pro Fruit Marketing, Inc.	NAM	52.1								52.1	17.1	15.2
53 Japan Fraise Co., Ltd.	FAR	48.6								48.6	48.3	77.1
54 Provincial Fruit Co Ltd - Rite Pak Produce	NAM	45.5	1.0							46.5		
55 North Bay Produce	EUR	42.9								42.9		32.5
56 Costco President Taiwan Inc.	FAR	41.4								41.4	29.5	17.2
57 OGL Food Trade GmbH	EUR	39.6								39.6		
58 Nature's Pride B.V.	EUR	30.1		8.6						38.7	129.8	78.0
59 Punto Austral S.A.de C.V.	LAT	34.3								34.3	7.2	10.3
60 Loblaw's Companies East Prod.	NAM	25.5	6.0							31.4	93.1	253.4
OTHERS		717.6	35.4	14.9	22.8	0.08		0.07		790.9	2,965.5	2,926.0
<b>TOTAL SEASON 2008/2009</b>		<b>41,561</b>	<b>717.2</b>	<b>264.8</b>	<b>25.9</b>	<b>24.0</b>	<b>0.5</b>	<b>0.07</b>	<b>0.05</b>	<b>42,593</b>		
TOTAL SEASON 2007/2008		41,561	717.2	264.8	25.9	24.0	0.5	0.07	0.05		33,063	
TOTAL SEASON 2006/2007		41,561	717.2	264.8	25.9	24.0	0.5	0.07	0.05			25,899

## Main Berry Types by Destination Market

Season 2008/2009 (Thousand cases)

SPECIE	VARIETY	NORTH AMERICA			EUROPE				FAR EAST	LATIN AMERICA	MIDDLE EAST	TOTAL		
		EAST	WEST	TOTAL	CONT	UK	RUS	TOTAL				2008-09	2007-08	2006-07
BLUEBERRIES	1 NOT DEF	6,591.4	3,137.4	9,728.8	1,036.4	850.4		1,886.8	409.1	32.2		12,057	11,629	8,519.4
	2 HIGHBUSH	814.8	300.5	1,115.3	143.2	203.1	3.9	350.2	208.0	18.8	0.2	1,692.4	2,027.5	1,744.0
	3 ONEIL	935.3	508.9	1,444.2	75.0	24.9		99.9	62.0			1,606.1	439.1	108.5
	4 BRIGTHW.	172.7	116.5	289.2	38.4	7.8		46.2	0.8			336.2	234.8	344.0
	5 BL. CROP	21.1	37.7	58.8	19.6	3.2		22.8	0.8			82.4	46.3	236.9
	6 ELLIOT	45.3	34.8	80.0	10.7	2.4		13.0				93.1	50.2	43.1
	7 RASITEYE	101.1	17.6	118.7								118.7	43.3	
	8 BLUERAY	29.0	8.2	37.2		0.05		0.05				37.3	8.8	6.7
	9 COVILLE	4.1		4.1					0.7			4.9		36.1
	10 BERKELEY	11.4		11.4		0.009		0.009	0.5			11.9	17.6	0.1
	11 BURLINGT.												7.5	6.7
	12 PATRIOT	2.7	0.7	3.4								3.4	9.7	0.5
	13 LATIBLUE													8.3
Total BLUEBERRIES		8,728.9	4,162.2	12,891	1,323.3	1,091.8	3.9	2,419.0	681.9	51.0	0.2	16,043	14,523	11,046
RASPBERRIES	1 HERITAGE	336.9	4.0	340.9	8.0		2.0	10.0	0.3			351.2	1,195.1	2,183.7
	2 NOT DEF												1.5	1.4
	3 GL. CLOBA													0.9
	4 GOLDEN													0.04
Total RASPBERRIES		336.9	4.0	340.9	8.0		2.0	10.0	0.3			351.2	1,196.6	2,186.0
CURRENTS	1 NOT DEF	12.5	7.4	19.9	136.7	6.6	0.3	143.6	6.8	0.08		170.4	172.0	98.4
Total CURRENTS		12.5	7.4	19.9	136.7	6.6	0.3	143.6	6.8	0.08		170.4	172.0	98.4
BLACKBERRIES	1 CHEROKEE	10.0	0.6	10.6	1.5		0.05	1.6	0.005			12.2	23.9	18.1
	2 NOT DEF												0.01	0.001
Total BLACKBERRIES		10.0	0.6	10.6	1.5		0.05	1.6	0.005			12.2	23.9	18.1
STRAWBERRIES	1 NOT DEF				5.9	0.03		5.9	0.2	0.4		6.5	4.9	15.0
Total STRAWBERRIES					5.9	0.03		5.9	0.2	0.4		6.5	4.9	15.0
GOOSEBERRIES	1 NOT DEF	0.2		0.2								0.2	6.9	8.3
Total GOOSEBERRIES		0.2		0.2								0.2	6.9	8.3
MURTLE BERRIES	1 NOT DEF	0.003		0.003								0.003		1.5
Total MURTLE BERRIES		0.003		0.003								0.003		1.5
MIXED BERRIES	1 NOT DEF						0.05	0.05					0.05	
Total MIXED BERRIES							0.05	0.05					0.05	
<b>TOTAL SEASON 2008/2009</b>		<b>9,088.7</b>	<b>4,174.1</b>	<b>13,263</b>	<b>1,475.4</b>	<b>1,098.4</b>	<b>6.3</b>	<b>2,580.1</b>	<b>689.2</b>	<b>51.5</b>	<b>0.2</b>	<b>16,584</b>		
TOTAL SEASON 2007/2008		8,999.7	3,942.2	12,942	1,378.3	977.6	24.5	2,380.4	593.6	11.0			15,927	
TOTAL SEASON 2006/2007		7,678.4	3,123.8	10,802	1,233.8	1,000.5	26.0	2,260.3	287.8	22.3	0.7			13,373

## Main Berry Types by Destination Market

Season 2008/2009 (Tons)

SPECIE	VARIETY	NORTH AMERICA			EUROPE			FAR EAST	LATIN AMERICA	MIDDLE EAST	TOTAL				
		EAST	WEST	TOTAL	UK	CONT	RUS				TOTAL	2008-09	2007-08	2006-07	
BLUEBERRIES	1 NOT DEF	18,012	9,073.6	27,085	2,279.3	1,701.3		3,980.6	624.4	95.0		31,785	24,108	16,433	
	2 HIGHBUSH	1,941.4	754.5	2,696.0	674.2	255.0	6.1	935.3	358.2	40.6	0.4	4,030.5	4,417.8	3,277.2	
	3 ONEIL	2,457.5	1,391.2	3,848.7	63.8	116.7		180.5	97.8			4,127.0	943.5	235.8	
	4 BRIGTHW.	428.7	287.2	715.9	37.9	63.2		101.1	1.1			818.1	439.6	568.9	
	5 BL. CROP	56.6	101.3	158.0	8.9	29.3		38.2	1.2			197.3	92.5	455.5	
	6 ELLIOT	92.4	62.7	155.2	9.2	15.9		25.1				180.3	142.4	84.0	
	7 RASITEYE	212.5	57.7	270.2								270.2	74.2		
	8 BLUERAY	77.8	29.4	107.2	0.2			0.2				107.4	23.8	14.5	
	9 COVILLE	9.6		9.6					1.1			10.7		66.2	
	10 BERKELEY	24.6		24.6	0.02			0.02	0.7			25.3	35.0	0.2	
	11 BURLINGT.													11.3	26.1
	12 PATRIOT	7.6	1.3	9.0								9.0	14.5	0.8	
	13 LATIBLUE														12.6
Total BLUEBERRIES		23,320	11,759	35,080	3,073.4	2,181.4	6.1	5,260.9	1,084.5	135.6	0.4	41,561	30,315	21,162	
RASPBERRIES	1 HERITAGE	693.4	8.0	701.4		12.1	3.1	15.2	0.6			717.2	2,396.9	4,456.8	
	2 NOT DEF												3.0	2.8	
	3 GL. CLOBA													1.8	
	4 GOLDEN													0.07	
Total RASPBERRIES		693.4	8.0	701.4		12.1	3.1	15.2	0.6			717.2	2,399.9	4,461.4	
CURRENTS	1 NOT DEF	24.6	14.1	38.7	9.9	205.4	0.5	215.8	10.3	0.1		264.8	270.4	159.3	
Total CURRENTS		24.6	14.1	38.7	9.9	205.4	0.5	215.8	10.3	0.1		264.8	270.4	159.3	
STRAWBERRIES	1 NOT DEF				0.3	22.5		22.8	0.8	2.3		25.9	20.0	62.4	
Total STRAWBERRIES					0.3	22.5		22.8	0.8	2.3		25.9	20.0	62.4	
BLACKBERRIES	1 CHEROKEE	20.5	1.1	21.6		2.3	0.07	2.4	0.008			24.0	44.4	33.0	
	2 NOT DEF												0.02	0.005	
Total BLACKBERRIES		20.5	1.1	21.6		2.3	0.07	2.4	0.008			24.0	44.4	33.0	
GOOSEBERRIES	1 NOT DEF	0.5		0.5								0.5	13.3	15.5	
Total GOOSEBERRIES		0.5		0.5								0.5	13.3	15.5	
MURTLE BERRIES	1 NOT DEF	0.05		0.05								0.05		5.2	
Total MURTLE BERRIES		0.05		0.05								0.05		5.2	
MIXED BERRIES	1 NOT DEF						0.07	0.07				0.07			
Total MIXED BERRIES							0.07	0.07				0.07			
<b>TOTAL SEASON 2008/2009</b>		<b>24,059</b>	<b>11,782</b>	<b>35,842</b>	<b>3,083.6</b>	<b>2,423.7</b>	<b>9.8</b>	<b>5,517.1</b>	<b>1,096.1</b>	<b>138.0</b>	<b>0.4</b>	<b>42,593</b>			
TOTAL SEASON 2007/2008		17,614	8,671.7	26,285	3,416.0	2,347.4	40.9	5,804.3	949.8	23.7			33,063		
TOTAL SEASON 2006/2007		14,615	6,326.3	20,941	2,348.6	2,062.5	43.0	4,454.1	465.7	36.4	1.6			25,899	

## Main Citrus Exporters

Season 2008/2009 (Thousand cases)

EXPORTER	CLEMINT	ORANGE	LEMON	MAND.	GRAPFR.	TANGER.	TANGELO	TOTAL		
								2008-09	2007-08	2006-07
1 Propal S.A., Exportadora	145.3	657.6	357.5	7.2				1,167.5	1,060.7	1,190.9
2 Soc. Agric. Comercial Ltda, (Agricom)	23.0	436.9	530.0	12.2	61.3			1,063.4	1,066.1	1,366.0
3 Aconagua Ltda, Exportadora (Aconex)	318.8	255.6	14.6					589.1	482.6	1,100.9
4 Subsole S.A., Exportadora	349.9	171.5		33.7				555.1	412.4	418.3
5 Unifrutti Traders Ltda.	403.9	6.3		125.0				535.3	281.5	460.2
6 Santa Cruz S.A., Exportadora	63.9	143.6	263.3	29.7	25.3			525.8	308.0	399.3
7 Río Blanco Ltda, Exportadora	289.1	204.9	2.9					496.8	295.4	531.4
8 Cerrillos de Tamaya	262.2	5.6		74.9				342.7	272.4	327.9
9 Pacific S.A., Exportadora		191.1	42.8	12.0		8.5		254.4	422.0	1,409.5
10 Prohens S, Rafael y Cia. Ltda.	232.3							232.3		
11 La Higuera S.A.	225.3							225.3	104.1	317.9
12 San Francisco Lo Garces Ltda., Sociedad		160.8	49.6					210.4	26.4	
13 Valle Central Ltda, Asesorías	45.8	34.5	120.5					200.8	77.9	18.7
14 Oteiza Limitada, Exportadora e Importadora	137.3	12.3						149.5	75.6	67.5
15 Gestión de Exportación Frutícola S.A.(Gesex S.A)	52.3	64.5	31.7					148.4	38.0	87.8
16 Raimapu S.A.	89.8			32.5		19.1		141.4	102.1	
17 Valle Limarí S.A, Exportadora	133.1	4.3						137.4	62.4	141.6
18 Southern Fruit, Exportadora	86.8	18.3			20.7			125.7	8.5	
19 Rosales Hnos y Cia Ltda Sc. Ag.			106.2					106.2	89.2	136.3
20 Cabifrut S.A.	8.6	17.7	79.3					105.7	96.4	92.2
21 Serv. Integral de Transporte S.A			84.2					84.2	111.8	64.8
22 San Clemente S.A., Exp.	79.8							79.8		
23 Del Monte Fresh Produce (Chile) S.A.	59.9		14.4					74.3	44.8	129.4
24 Sicor S.A., Agrícola	5.3	48.8		16.7				70.8	8.6	
25 Crispa Gold Ltda.	64.4							64.4		
26 La Rosa Sofruco	4.4	33.3	14.4		7.6		0.6	60.4	48.3	31.7
27 Verfrut S.A., Sociedad Exportadora	42.9							42.9	21.4	
28 Exportadora M 5 S.A.		4.3	35.2		2.9			42.4	12.8	
29 Agua Santa, Exportadora (Greentree)		36.9	5.1					42.0	4.3	
30 Agrícola Gloria Chile		27.4	5.8					33.1	31.8	
31 Fruit Grower Chile S.A, Exportadora	33.1							33.1	23.4	
32 Desarrollo Agrario S.A.				33.0				33.0	2.6	1.2
33 Safex Ltda., Exportadora		28.4	4.3					32.8	398.3	934.1
34 Los Maitenes			28.3					28.3	38.2	64.8
35 El Parque Ltda, Exportadora y Servicios	12.0	13.0	2.9					27.9	92.0	9.8
36 Petorca Valley S.A., Exportadora			26.1					26.1	56.2	123.3
37 Fruchac Export S.A.		0.4			23.9			24.3	10.3	
38 Agrícola La Cantera		21.6						21.6		
39 Frugas S.A.			20.9					20.9	3.0	
40 Santa Luisa Exp.		12.4	8.5					20.9	15.8	
41 Río Tinto S.A.			1.4	16.8				18.3		
42 Tempo Fruit S.A.	17.5							17.5		
43 Canales Fernandez y Cia. Ltda, Manuel		1.5			12.1			13.5	4.1	4.6
44 A & B Ltda, Comercializadora e Importadora		1.2	0.2		11.8			13.2	2.8	
45 Citripal Ltda., Agrícola		1.6	11.5					13.1	5.8	
46 Greenpoint S.A, Exportadora			13.0					13.0		
47 R-T Ltda., Exportadora	12.8							12.8		
48 Exportadora Los Libertadores		5.5			6.6			12.0	10.2	
49 Oppenheimer Chile Ltda, Servicios Agrícolas	11.1							11.1		21.6
50 Exportadora Frutam Ltda.	2.0	6.4			0.4		1.1	9.9	14.6	38.8
51 Rauco Ltda.	2.8	5.9						8.7		
52 Valles Naturales de Chile Ltda		8.6						8.6	1.3	1.2
53 Food & Fruit Comercial Ltda			7.2					7.2	4.3	2.2
54 San Sebastian Ltda., Agric.			7.2					7.2	5.8	
55 Alta S.A., Frutícola	6.7							6.7	53.6	4.0
56 New York Exportaciones y Cia Ltda.			5.8					5.8	42.1	17.9
57 Bauza Export Ltda.	5.7							5.7		81.0
58 Exportadora Fasfrut Ltda.			4.3					4.3	2.9	4.3
59 Catania Chile S.A.			4.3					4.3	13.0	25.9
60 Sapel Ltda, Exportadora			4.3					4.3	8.6	4.3
OTHERS	7.5	18.0	17.2	2.2	0.9			45.9	83.8	461.5
<b>TOTAL SEASON 2008/2009</b>	<b>3,235.4</b>	<b>2,660.7</b>	<b>1,924.9</b>	<b>395.9</b>	<b>173.3</b>	<b>27.6</b>	<b>1.7</b>	<b>8,419.5</b>		
TOTAL SEASON 2007/2008	2,432.9	1,155.0	2,437.9	301.7	108.0	22.5	0.01		6,458.0	
TOTAL SEASON 2006/2007	5,274.5	1,807.8	2,464.5	224.8	268.0	53.4				10,093

## Main Citrus Exporters Season 2008/2009 (Tons)

EXPORTER	ORANGE	LEMON	CLEMINT	MAND.	GRAPEFR.	TANGER.	TANGELO	TOTAL		
								2008-09	2007-08	2006-07
1 Propal S.A., Exportadora	10,636	6,093.6	1,539.5	107.3				18,376	17,839	18,908
2 Soc. Agric. Comercial Ltda, (Agricom)	6,785.2	9,116.9	279.6	62.9	876.0			17,121	17,603	19,421
3 Santa Cruz S.A., Exportadora	2,260.8	4,519.1	572.7	445.8	350.7			8,149.2	4,400.7	5,796.5
4 Aconcaqua Ltda, Exportadora (Aconex)	2,368.7	254.9	4,199.2					6,822.8	4,465.4	5,813.1
5 Subsole S.A., Exportadora	2,566.8		3,724.8	525.8				6,817.4	3,635.4	3,558.4
6 Río Blanco Ltda, Exportadora	3,015.9	49.5	2,794.0					5,859.4	3,338.2	3,276.8
7 Pacific S.A., Exportadora	2,708.6	735.9		45.2		80.1		3,569.8	6,235.6	14,488
8 Unifrutti Traders Ltda.	94.6		2,447.1	940.4				3,482.1	2,472.9	2,831.7
9 San Francisco Lo Garces Ltda., Sociedad	2,333.3	853.0						3,186.2	409.1	
10 Valle Central Ltda, Asesorias	522.6	2,073.3	180.0					2,775.9	1,031.5	322.0
11 Gestión de Exportación Frutícola S.A.(Gesex S.A)	1,011.5	544.9	738.9					2,295.3	626.7	1,462.6
12 Raimapu S.A.			1,322.4	486.8		172.1		1,981.2	1,370.5	
13 Rosales Hnos y Cia Ltda Sc. Ag.		1,827.0						1,827.0	1,534.7	2,343.2
14 Cabilfrut S.A.	300.2	1,364.7	129.6					1,794.5	1,657.2	1,585.2
15 Cerrillos de Tamaya	84.6		1,323.2	382.4				1,790.1	1,136.3	907.4
16 Serv. Integral de Transporte S.A		1,447.6						1,447.6	1,922.6	1,101.3
17 Oteiza Limitada, Exportadora e Importadora	183.8		972.3					1,156.2	430.3	407.2
18 Del Monte Fresh Produce (Chile) S.A.		244.8	858.8					1,103.6	699.4	1,911.9
19 Southern Fruit, Exportadora	302.8		474.7		314.0			1,091.5	145.6	
20 Prohens S, Rafael y Cia. Ltda.			1,044.2					1,044.2		
21 La Higuera S.A.			1,005.5					1,005.5	350.8	1,074.6
22 La Rosa Sofruco	528.5	246.0	44.2		113.9		11.0	943.6	796.7	528.8
23 Sicor S.A., Agrícola	732.3		18.8	164.1				915.3	129.6	
24 Exportadora M 5 S.A.	67.7	605.0			34.9			707.5	220.4	
25 Agua Santa, Exportadora (Greentree)	617.1	87.9						705.0	73.4	
26 Valle Limarí S.A, Exportadora	64.8		613.3					678.1	447.5	589.8
27 San Clemente S.A., Exp.			607.8					607.8		
28 Agrícola Gloria Chile	463.3	99.1						562.4	503.9	
29 Verfrut S.A., Sociedad Exportadora			533.1					533.1	218.2	
30 Safex Ltda., Exportadora	461.9	69.1						531.0	2,502.4	6,258.4
31 Los Maitenes		487.4						487.4	657.7	1,114.3
32 Crispa Gold Ltda.			480.6					480.6		
33 Petorca Valley S.A., Exportadora		448.3						448.3	967.3	1,983.5
34 El Parque Ltda, Exportadora y Servicios	198.7	49.5	158.3					406.6	530.2	156.6
35 Fruchac Export S.A.	6.6				356.1			362.8	165.5	
36 Santa Luisa Exp.	210.7	146.1						356.8	272.4	
37 Agrícola La Cantera	324.0							324.0		
38 Desarrollo Agrario S.A.				281.1				281.1	39.0	18.0
39 Greenpoint S.A, Exportadora		222.9						222.9		
40 Citripal Ltda., Agrícola	24.0	198.1						222.1	99.1	
41 A & B Ltda, Comercializadora e Importadora	18.6	3.7			182.7			205.0	47.1	
42 R-T Ltda., Exportadora			192.0					192.0		
43 Exportadora Los Libertadores	85.9				96.4			182.3	152.4	
44 Fruit Grower Chile S.A, Exportadora			180.8					180.8	111.1	
45 Canales Fernandez y Cia. Ltda, Manuel	22.1				148.4			170.5	39.2	66.9
46 Exportadora Frutam Ltda.	104.7		23.8		6.1		18.4	153.0	181.9	423.8
47 Frugas S.A.		148.2						148.2	21.3	
48 Valles Naturales de Chile Ltda	129.6							129.6	21.4	21.1
49 Río Tinto S.A.		24.8		101.3				126.1		
50 Food & Fruit Comercial Ltda		123.8						123.8	74.3	22.4
51 San Sebastian Ltda., Agric.		123.8						123.8	89.1	
52 Rauco Ltda.	88.3		26.6					114.9		
53 Oppenheimer Chile Ltda, Servicios Agrícolas			110.9					110.9		225.8
54 New York Exportaciones y Cia Ltda.		99.1						99.1	274.5	179.2
55 Exportadora Fasfrut Ltda.		74.3						74.3	49.5	74.3
56 Catania Chile S.A.		74.3						74.3	222.9	445.5
57 Sapel Ltda, Exportadora		74.3						74.3	148.6	74.3
58 Tempo Fruit S.A.			67.4					67.4		
59 Alta S.A., Frutícola			67.2					67.2	566.2	60.0
60 Utilitas Ltda.			64.8					64.8		
OTHERS	293.8	292.1	53.1	22.4	11.1			672.4	1,234.7	4,547.8
<b>TOTAL SEASON 2008/2009</b>	<b>39,618</b>	<b>32,823</b>	<b>26,849</b>	<b>3,565.5</b>	<b>2,490.3</b>	<b>252.1</b>	<b>29.4</b>	<b>105,627</b>		
TOTAL SEASON 2007/2008	18,854	41,860	17,815	1,831.3	1,568.2	234.7	0.2		82,163	
TOTAL SEASON 2006/2007	28,792	42,390	25,055	1,363.5	3,892.1	507.5				102,000

## Main Citrus Importers

Season 2008/2009 (Thousand cases)

	CONSIGNEE	MKT	CLEMENT	ORANGE	LEMON	MAND.	GRAPEFR.	TANGER.	TANGELO	TOTAL		
										2008-09	2007-08	2006-07
1	To Order	NAM	949.1	127.9	236.4	1.4				1,314.8	306.3	216.7
2	LGS Specialty Sales Ltd	NAM	374.1	9.8	11.5	109.3				504.7	317.1	320.2
3	Bee Sweet Citrus, Inc.	NAM	381.5	1.1		94.0				476.6	190.2	256.5
4	To Order	FAR	10.7	141.2	262.0					413.8	316.4	548.1
5	The Oppenheimer Group	NAM	234.3	30.4	38.7	3.6				307.1	138.7	359.9
6	Aconex RT USA	NAM	151.4	103.6	3.6					258.6	114.3	653.2
7	DNE World Fruit Sales	NAM	136.2	33.0	21.6	42.4				233.2	201.8	222.1
8	Vanguard Marketing Services LLC	FAR		156.2	49.5					205.7	241.4	361.3
9	Fisher Capespan	NAM	98.6	48.8	8.6	21.2		27.6		204.8	277.0	561.7
10	Mitsubishi Corporation	FAR	3.5	10.4	189.4					203.3	376.5	485.2
11	Duda Farm Fresh Foods	NAM	68.0	41.0	34.6	30.7				174.3	154.0	327.7
12	Jac Vandenberg, Inc.	NAM	8.0	8.6	149.8					166.4	143.4	266.2
13	Indigo Fruit SAS	EUR		138.4			19.7			158.1	60.2	
14	Earth Source Trading Inc.	NAM			149.8					149.8	110.9	
15	Hermanos Fernández López S.A.	EUR	0.6	136.6						137.2	137.1	69.9
16	Kopke Jr.Inc. , William H.	NAM	91.6	41.7						133.3	106.3	72.4
17	Frank Donio Inc.	NAM	63.8	9.1	58.8					131.8	52.5	19.5
18	Seald Sweet LLC	NAM	55.9	10.9	27.9	26.3				120.9	150.5	450.0
19	Wal-Mart Stores, Inc.	NAM	81.9	37.8						119.7	174.7	205.4
20	To Order	EUR	30.2	76.8	1.4		2.7			111.2	117.4	337.4
21	Citronas B.V.	EUR	3.9	94.0			10.7			108.5	94.1	185.2
22	Socomo S.A.	EUR		107.7						107.7	28.6	62.6
23	SAFCO of America LLC	NAM	69.3	16.1						85.4	64.1	168.6
24	Agricola Gloria Due S.R.L.	EUR		67.9	5.8		2.9			76.6	68.7	3.7
25	Frusol International, Inc.	NAM	47.8	26.1		2.2				76.1	161.2	352.1
26	Bargosa S.A.	EUR		76.1						76.1	13.1	5.2
27	North American Produce Buyer Inc	NAM	0.6	67.2						67.8	63.4	51.8
28	Capespan	EUR	23.3	43.6	0.2					67.1	51.1	40.4
29	CMR Group	EUR		58.0			2.8			60.7	27.9	43.7
30	Del Monte Fresh Produce B.V.	EUR	59.9							59.9	30.8	38.9
31	Pro Citrus Network	NAM			49.0	5.6				54.6	106.3	98.3
32	Costco President Taiwan Inc.	FAR	40.0	14.4						54.4	24.0	37.6
33	Fresh Pacific & Vegetables	NAM	5.0	9.9	38.9					53.7		
34	Putruele Hnos.S.A.A.I.C.	LAT		20.9	2.7		25.0			48.6	12.7	11.8
35	Union Co., Ltd.	FAR		12.3	35.8					48.1	55.6	23.0
36	Imex Agro Inc.	NAM	4.4	37.4	4.0					45.8	44.6	18.4
37	To Order	MID	4.8	13.9	25.5					44.2		
38	Goldspan Ltd.	FAR		5.6	34.5					40.2	42.9	4.3
39	Fru-Veg Marketing, Inc.	NAM			38.9					38.9	28.8	40.4
40	Royal Vista Marketing	NAM			37.4					37.4	160.7	94.6
41	Tom Lange Co., Inc	NAM	8.3	17.4	11.5					37.2	32.2	
42	Pacific Rim International Brokerage Inc.	FAR		23.1	10.4					33.6	14.4	9.9
43	Arc Eurobanan S.L.	EUR		32.7						32.7	10.5	17.9
44	Tanus Jalil e Hijos S.R.L.	LAT		11.2			19.6			30.7	2.6	14.2
45	Regal Farm Co.	FAR			29.6					29.6	52.8	87.9
46	Kobe Yoko Ltd.	FAR		3.1	25.8					28.9	56.1	106.2
47	Jumbo Retail Argentina S.A.	LAT		14.2	4.2		10.0			28.4	19.2	
48	Armando Daniel Brunetti y Otros	LAT		6.3			21.9			28.2	3.0	0.6
49	Hage International B.V.	EUR		26.1						26.1		11.4
50	Yunyu Shokuhin Co. Ltd.	FAR		10.2	14.8					25.1	5.6	13.9
51	Andes River Marketing Services Corp.	NAM			24.5					24.5	21.6	5.8
52	Modelo Continente, S.G.P.S., S.A.	EUR		23.9						23.9	22.3	
53	World Fruits Co., Ltd.	FAR		12.1	11.6					23.7	8.2	11.2
54	Umina Brothers, Inc.	NAM		2.3	20.9					23.3	20.2	54.9
55	Targ Ban Sp. z o.o.	EUR	23.3							23.3	22.4	14.0
56	F.V.C. International Ltd.	FAR		6.5	16.6					23.1	26.2	28.7
57	Costco Korea Ltd.	FAR		23.0						23.0		16.8
58	International Produce Ltd.	EUR	11.7	10.5						22.2	43.0	41.5
59	Fresh Fruit Connections Inc.	NAM	14.9	2.9		4.3				22.0		
60	Argenfruit	LAT		1.5			20.2			21.7	14.0	13.8
OTHERS			178.8	599.3	238.8	54.9	37.9		1.7	1,111.4	1,318.6	2,630.3
<b>TOTAL SEASON 2008/2009</b>			<b>3,235.4</b>	<b>2,660.7</b>	<b>1,924.9</b>	<b>395.9</b>	<b>173.3</b>	<b>27.6</b>	<b>1.7</b>	<b>8,419.5</b>		
TOTAL SEASON 2007/2008			3,235.4	2,660.7	1,924.9	395.9	173.3	27.6	1.7		6,458.0	
TOTAL SEASON 2006/2007			3,235.4	2,660.7	1,924.9	395.9	173.3	27.6	1.7			10,093

## Main Citrus Importers Season 2008/2009 (Tons)

	CONSIGNEE	MKT	ORANGE	LEMON	CLEMINT	MAND.	GRAPEFR.	TANGER.	TANGELD	TOTAL		
										2008-09	2007-08	2006-07
1	To Order	NAM	1,893.1	4,065.5	7,232.5	21.0				13,212	2,766.7	2,670.3
2	To Order	FAR	2,409.6	4,505.8	107.2					7,022.7	5,412.8	9,145.4
3	Vanguard Marketing Services LLC	FAR	2,702.4	852.0						3,554.4	4,147.0	6,056.6
4	Mitsubishi Corporation	FAR	176.3	3,259.2	35.4					3,470.9	6,398.0	8,222.4
5	LGS Specialty Sales Ltd	NAM	146.9	198.1	1,929.1	814.0				3,088.2	1,428.5	819.5
6	Aconex RT USA	NAM	563.1	65.5	2,271.6					2,900.3	1,738.4	1,662.1
7	Bee Sweet Citrus, Inc.	NAM	16.6		2,251.4	629.8				2,897.8	1,389.7	1,126.9
8	Jac Vandenberg, Inc.	NAM	129.9	2,575.9	89.5					2,795.3	2,218.4	2,642.3
9	Earth Source Trading Inc.	NAM		2,575.9						2,575.9	1,907.1	
10	Duda Farm Fresh Foods	NAM	614.9	594.4	905.9	418.9				2,534.2	1,859.7	2,498.8
11	DNE World Fruit Sales	NAM	495.2	371.5	1,091.5	485.1				2,443.4	1,732.7	1,337.4
12	Indigo Fruit SAS	EUR	2,106.2				280.1			2,386.3	896.2	
13	Fisher Capespan	NAM	805.6	147.4	986.7	177.7		252.1		2,369.5	2,117.2	3,076.8
14	The Oppenheimer Group	NAM	456.2	666.3	1,043.5	19.1				2,185.1	561.4	1,329.1
15	Hermanos Fernández López S.A.	EUR	2,149.5		9.4					2,158.9	2,341.4	1,128.2
16	Wal-Mart Stores, Inc.	NAM	569.4		1,340.5					1,909.9	823.6	1,559.6
17	Seald Sweet LLC	NAM	163.2	479.3	768.6	401.7				1,812.8	2,361.5	4,192.0
18	To Order	EUR	1,181.5	24.8	412.7		39.6			1,658.6	1,872.1	4,879.8
19	Citronas B.V.	EUR	1,428.9		53.4		149.4			1,631.8	1,419.7	2,752.1
20	Frank Donio Inc.	NAM	136.8	1,012.0	286.8					1,435.6	312.3	216.5
21	Agricola Gloria Due S.R.L.	EUR	1,088.8	99.1			43.2			1,231.1	1,009.3	44.0
22	North American Produce Buyer Inc	NAM	1,147.1		5.9					1,153.1	1,063.9	888.2
23	SAFCO of America LLC	NAM	87.4		1,040.5					1,127.9	826.3	595.9
24	Kopke Jr.Inc. , William H.	NAM	625.6		486.8					1,112.4	327.3	303.6
25	Socoma S.A.	EUR	1,084.2							1,084.2	444.6	959.8
26	Bargosa S.A.	EUR	1,064.8							1,064.8	198.2	78.0
27	Capespan	EUR	665.6	3.7	372.3					1,041.6	751.2	596.0
28	CMR Group	EUR	898.1				39.4			937.5	421.9	650.0
29	Pro Citrus Network	NAM		832.4		84.0				916.4	1,825.7	1,577.9
30	Frusol International, Inc.	NAM	426.3		441.4	22.4				890.1	797.1	1,069.4
31	Del Monte Fresh Produce B.V.	EUR			858.8					858.8	462.0	582.9
32	Fresh Pacific & Vegetables	NAM	149.8	667.4	24.0					841.2		
33	Union Co., Ltd.	FAR	213.0	615.5						828.5	955.8	392.8
34	Imex Agro Inc.	NAM	634.0	69.1	44.6					747.7	713.8	234.4
35	Putruele Hnos.S.A.A.I.C.	LAT	324.0	46.2			372.3			742.6	191.0	176.1
36	Goldspan Ltd.	FAR	95.5	588.8						684.3	727.0	74.0
37	Fru-Veg Marketing, Inc.	NAM		668.4						668.4	494.9	694.6
38	To Order	MID	218.9	384.3	45.6					648.8		
39	Royal Vista Marketing	NAM		644.0						644.0	2,764.1	1,627.0
40	Tom Lange Co., Inc	NAM	296.0	198.1	124.4					618.5	553.3	
41	Pacific Rim International Brokerage Inc.	FAR	368.1	179.6						547.6	245.6	170.8
42	Arc Eurobanan S.L.	EUR	515.4							515.4	160.1	273.1
43	Regal Farm Co.	FAR		508.6						508.6	906.2	1,480.6
44	Kobe Yoko Ltd.	FAR	49.6	443.1						492.7	964.4	1,787.7
45	Jumbo Retail Argentina S.A.	LAT	241.3	72.2			140.4			453.8	308.7	
46	Tanus Jalil e Hijos S.R.L.	LAT	187.5				264.3			451.9	44.3	227.8
47	Yunyu Shokuhin Co. Ltd.	FAR	175.7	255.4						431.0	96.1	237.1
48	Armando Daniel Brunetti y Otros	LAT	104.5				317.5			422.0	44.7	8.1
49	Andes River Marketing Services Corp.	NAM		421.1						421.1	371.5	99.1
50	Hage International B.V.	EUR	419.5							419.5		174.2
51	World Fruits Co., Ltd.	FAR	208.8	198.8						407.6	140.4	191.3
52	Umina Brothers, Inc.	NAM	34.8	360.2						395.0	346.8	554.7
53	F.V.C. International Ltd.	FAR	96.3	284.8						381.1	451.3	490.9
54	Olympic Fruit B.V.	EUR	359.8							359.8	21.6	130.4
55	Modelo Continente, S.G.P.S., S.A.	EUR	358.7							358.7	373.8	
56	International Produce Ltd.	EUR	160.8		187.2					348.0	670.6	636.5
57	Wuhl Shafman & Lieberman Inc	NAM		346.8						346.8	173.4	866.9
58	Van Der Staay	EUR	322.4							322.4	234.0	497.9
59	Jaguar The Fresh Co. Ltd.	EUR	254.1				50.8			305.0		
60	Argenfruit	LAT	23.0				268.1			291.1	198.4	206.7
	OTHERS		8,572.8	3,541.9	2,402.1	491.7	525.0		29.4	15,563	18,179	28,106
	<b>TOTAL SEASON 2008/2009</b>		<b>39,618</b>	<b>32,823</b>	<b>26,849</b>	<b>3,565.5</b>	<b>2,490.3</b>	<b>252.1</b>	<b>29.4</b>	<b>105,627</b>		
	TOTAL SEASON 2007/2008		39,618	32,823	26,849	3,565.5	2,490.3	252.1	29.4		82,163	
	TOTAL SEASON 2006/2007		39,618	32,823	26,849	3,565.5	2,490.3	252.1	29.4			102,000

## Main Citrus Types by Destination Market

Season 2008/2009 (Thousand cases)

SPECIE	VARIETY	NORTH AMERICA			EUROPE				FAR EAST	LATIN AMERICA	MIDDLE EAST	TOTAL			
		EAST	WEST	TOTAL	CONT	UK	RUS	TOTAL				2008-09	2007-08	2006-07	
CLEMENTINES	1 CLEMENUL.	1,426.0	910.8	2,336.8	95.1	104.7		199.8	55.0	24.2	6.8	2,622.5	2,016.3	4,612.0	
	2 NOT DEF	379.8	169.0	548.8		0.4		0.4		0.6		549.7	310.3	530.4	
	3 ARRUFATI		47.6	47.6								47.6	44.8	89.2	
	4 MARISOL		12.0	12.0								12.0	59.2	27.1	
	5 NOVA	1.2		1.2								1.2		15.5	
	6 CLEMENT.	0.4		0.4		0.01		0.01				0.4	2.2	0.05	
	7 ORO GRD.	1.6		1.6								1.6			
	8 ORNULE	0.2		0.2								0.2			
	9 HERNAND.														0.1
Total CLEMENTINES		1,809.3	1,139.4	2,948.7	95.1	105.1		200.2	55.0	24.8	6.8	3,235.4	2,432.9	5,274.5	
LEMONS	1 GENOVA	694.6	305.8	1,000.4	10.1	0.2	7.2	17.5	673.8	7.0	25.5	1,724.2	2,201.8	2,113.0	
	2 EUREKA	65.7	30.1	95.8					43.4	2.8		142.0	202.5	308.4	
	3 FINO 49	18.0	12.9	31.0	20.9			20.9	5.3			57.2	25.8	10.1	
	4 NOT DEF	0.07		0.07		0.2		0.2	1.4			1.6	7.9	32.9	
Total LEMONS		778.4	348.8	1,127.2	31.0	0.4	7.2	38.6	723.8	9.8	25.5	1,924.9	2,437.9	2,464.5	
ORANGES	1 LANE LATE	170.8	113.9	284.7	729.9	17.1		747.0	320.6	57.7	6.9	1,417.0	512.5	903.1	
	2 NAVELS	204.9	22.9	227.9	235.1	3.4		238.5		45.4		511.7	240.7	241.2	
	3 NAVEL LT.	21.1	39.3	60.4	130.0	0.8		130.8	97.0	13.7	0.3	302.2	157.9	304.6	
	4 FUKUMOTO	51.3	32.5	83.8	14.0	1.2		15.2	32.7	2.5	5.4	139.6	119.1	75.6	
	5 SP. NAVEL	22.7	29.2	51.9	42.4			42.4	11.5	0.4	0.08	106.3	37.4	118.1	
	6 AT. NAVEL	4.2	1.2	5.4	15.6			15.6	18.3	0.9		40.1	14.3	52.6	
	7 PAR. WASH.	4.2	1.6	5.8	19.0			19.0	4.0	0.9	0.4	30.0	25.5	16.3	
	8 NOT DEF	11.2	4.8	16.0	2.9	3.0		5.9	9.5	0.07		31.5	6.7	32.8	
	9 NAVELINA	13.2	13.4	26.6	0.8			0.8	1.0	0.02	0.05	28.5	7.0	17.7	
	10 NEW HALL	8.3	0.3	8.5	7.8			7.8	0.09	2.7	3.6	22.8	15.0	9.9	
	11 FISHER	0.1		0.1	3.1			3.1	3.3			6.6	8.4	13.2	
	12 VALENCIA		1.9	1.9						3.2		5.2	3.0	18.7	
	13 CARA	8.5		8.5	3.6			3.6	0.4	0.2	0.2	12.9	2.7	1.7	
	14 MIDNIGHT									1.2		1.2	2.5	1.4	
	15 WASHINGT.	0.07	2.9	3.0	0.2			0.2		0.09		3.3			
	16 TH. NAVEL													2.1	0.9
	17 WA. NAVEL	0.6	0.1	0.7	1.2			1.2					1.9	0.3	
	18 THOMPSON														0.07
Total ORANGES		521.2	264.1	785.3	1,205.4	25.6		1,231.0	498.5	128.8	17.0	2,660.7	1,155.0	1,807.8	
MANDARINES	1 NOT DEF	131.1	118.9	250.0					31.1	0.4		281.4	222.7	200.1	
	2 FORTUNE	74.6	13.2	87.8						0.7		88.5	23.3	20.2	
	3 CLEMENUL.												54.3		
	4 MURCOTT	16.3	9.8	26.1								26.1			
	5 CLEMENT.													1.4	4.5
Total MANDARINES		221.9	141.9	363.9					31.1	1.0		395.9	301.7	224.8	
GRAPEFRUITS	1 STAR RUBY				49.0		2.7	51.7		121.6		173.3	107.6	266.7	
	2 NOT DEF					0.008		0.008				0.008	0.4	1.3	
Total GRAPEFRUITS				49.0	0.008	2.7	51.7		121.6			173.3	108.0	268.0	
TANGERINES	1 NOT DEF	27.6		27.6								27.6	22.5	53.4	
Total TANGERINES		27.6		27.6								27.6	22.5	53.4	
TANGELOS	1 MINEOLA									1.7		1.7			
	2 NOT DEF													0.01	
Total TANGELOS										1.7		1.7		0.01	
KUMQUATS	1 NOT DEF													0.04	
Total KUMQUATS														0.04	
<b>TOTAL SEASON 2008/2009</b>		<b>3,358.4</b>	<b>1,894.3</b>	<b>5,252.7</b>	<b>1,380.4</b>	<b>131.1</b>	<b>9.9</b>	<b>1,521.5</b>	<b>1,308.4</b>	<b>287.7</b>	<b>49.3</b>	<b>8,419.5</b>			
TOTAL SEASON 2007/2008		2,407.7	1,404.0	3,811.8	1,007.3	155.6	3.5	1,166.4	1,340.9	136.9	2.0		6,458.0		
TOTAL SEASON 2006/2007		3,568.6	2,637.5	6,206.1	1,073.8	354.0	25.8	1,453.6	2,200.2	214.8	18.2			10,093	



## Main Citrus Types by Destination Market

### Season 2008/2009 (Tons)

SPECIE	VARIETY	NORTH AMERICA			EUROPE			FAR EAST	LATIN AMERICA	MIDDLE EAST	TOTAL			
		EAST	WEST	TOTAL	CONT	UK	RUS				TOTAL	2008-09	2007-08	2006-07
<b>LEMONS</b>	1 GENOVA	11,947	5,252.9	17,200	173.4	3.7	123.8	300.9	11,587	120.9	384.3	29,594	37,859	36,351
	2 EUREKA	1,129.6	518.3	1,647.8					740.9	44.4		2,433.1	3,463.7	5,302.9
	3 FINO 49	309.4	221.1	530.4	148.2			148.2	91.1			769.7	402.6	173.5
	4 NOT DEF	1.1		1.1		1.9		1.9	23.5			26.5	134.8	562.1
<b>Total LEMONS</b>		13,387	5,992.3	19,380	321.6	5.6	123.8	451.0	12,443	165.3	384.3	32,823	41,860	42,390
<b>ORANGES</b>	1 LANE LATE	2,678.8	1,523.1	4,201.9	10,642	259.4		10,901	5,002.3	926.7	113.3	21,145	8,373.0	14,579
	2 NAVELS	3,114.2	261.9	3,376.1	3,628.7	53.1		3,681.7		738.7		7,796.6	3,859.1	3,746.8
	3 NAVEL LT.	324.2	616.2	940.4	2,022.8	12.7		2,035.4	1,610.8	227.0	4.8	4,818.4	2,593.7	4,949.7
	4 FUKUMOTO	758.9	462.1	1,221.0	221.4	18.6		240.1	544.4	38.3	82.3	2,126.1	1,957.0	1,282.0
	5 SP. NAVEL	196.0	176.8	372.8	592.3			592.3	198.5	6.4	1.4	1,171.4	598.6	1,511.1
	6 AT. NAVEL	69.9	19.8	89.7	249.6			249.6	314.1	14.5		668.0	238.1	884.9
	7 PAR. WASH.	69.1	25.9	95.0	286.3			286.3	65.9	14.5	6.4	468.2	418.5	274.4
	8 NOT DEF	139.6	71.3	210.9	47.5	46.3		93.9	84.1	1.2		390.0	112.0	494.1
	9 NEW HALL	139.7	4.8	144.5	122.9			122.9	1.6	45.7	55.0	369.8	268.7	158.6
	10 NAVELINA	96.3	75.1	171.4	11.8			11.8	18.2	0.3	0.8	202.5	112.3	302.4
	11 FISHER	2.2		2.2	48.5			48.5	57.1			107.8	142.7	225.5
	12 VALENCIA		21.4	21.4						41.4		62.8	50.3	317.1
	13 CARA	129.8		129.8	56.4			56.4	7.5	2.7	3.3	199.6	46.1	26.1
	14 MIDNIGHT									13.8		13.8	42.8	24.7
	15 TH. NAVEL												36.5	14.7
	16 WASHINGT.	1.1	44.2	45.3	2.4			2.4		1.3		49.1		
	17 WA. NAVEL	8.9	2.2	11.0	17.4			17.4				28.4	4.3	
	18 THOMPSON													
<b>Total ORANGES</b>		7,728.7	3,304.9	11,034	17,950	390.1		18,340	7,904.5	2,072.8	267.2	39,618	18,854	28,792
<b>CLEMENTINES</b>	1 CLEMENUL.	11,432	8,536.4	19,968	1,226.6	1,542.8		2,769.5	243.3	168.6	65.2	23,215	15,851	22,691
	2 NOT DEF	2,086.4	1,012.1	3,098.5		4.2		4.2		5.8		3,108.5	1,493.7	1,822.8
	3 ARRUFATI		414.2	414.2								414.2	243.5	287.1
	4 MARISOL		72.4	72.4								72.4	204.4	95.6
	5 NOVA	2.8		2.8								2.8		155.2
	6 CLEMENT.	6.9		6.9		0.1		0.1				7.0	22.4	0.5
	7 ORO GRD.	26.3		26.3								26.3		
	8 ORONULE	3.3		3.3								3.3		
	9 HERNAND.													
<b>Total CLEMENTINES</b>		13,557	10,035	23,593	1,226.6	1,547.2		2,773.8	243.3	174.4	65.2	26,849	17,815	25,055
<b>GRAPEFRUITS</b>	1 STAR RUBY				703.3		41.4	744.7		1,745.5		2,490.2	1,560.7	3,872.5
	2 NOT DEF					0.09		0.09				0.09	7.4	19.6
<b>Total GRAPEFRUITS</b>					703.3	0.09	41.4	744.7		1,745.5		2,490.3	1,568.2	3,892.1
<b>MANDARINES</b>	1 NOT DEF	1,316.4	908.7	2,225.1					310.6	5.3		2,540.9	1,464.7	1,262.1
	2 FORTUNE	596.3	118.7	715.0						9.8		724.8	60.2	56.2
	3 MURCOTT	152.7	147.0	299.8								299.8		
	4 CLEMENUL.													285.4
	5 CLEMENT.													21.0
<b>Total MANDARINES</b>		2,065.4	1,174.4	3,239.8					310.6	15.0		3,565.5	1,831.3	1,363.5
<b>TANGERINES</b>	1 NOT DEF	252.1		252.1								252.1	234.7	507.5
<b>Total TANGERINES</b>		252.1		252.1								252.1	234.7	507.5
<b>TANGELOS</b>	1 MINEOLA									29.4		29.4		
	2 NOT DEF													0.2
<b>Total TANGELOS</b>										29.4		29.4		0.2
<b>KUMQUATS</b>	1 NOT DEF													0.2
<b>Total KUMQUATS</b>														0.2
<b>TOTAL SEASON 2008/2009</b>		<b>36,991</b>	<b>20,507</b>	<b>57,498</b>	<b>20,201</b>	<b>1,942.9</b>	<b>165.2</b>	<b>22,309</b>	<b>20,901</b>	<b>4,202.3</b>	<b>716.8</b>	<b>105,627</b>		
<b>TOTAL SEASON 2007/2008</b>		22,548	18,043	40,591	14,979	2,344.1	41.9	17,365	22,292	1,895.7	19.6		82,163	
<b>TOTAL SEASON 2006/2007</b>		24,918	18,051	42,969	15,308	5,188.1	288.8	20,785	35,319	2,799.0	127.4			102,000

## Main Exotic Fruit Types by Destination Market

Season 2008/2009 (Thousand cases)

SPECIE	VARIETY	EUROPE				NORTH AMERICA			LATIN AMERICA	FAR EAST	TOTAL		
		CONT	RUS	UK	TOTAL	EAST	WEST	TOTAL			2008-09	2007-08	2006-07
<b>POMME GRANATES</b>	1 WONDERF.	182.3	193.7	3.0	378.9	9.2		9.2	0.7	3.1	392.0	149.1	54.0
	2 NOT DEF	3.9	0.3		4.2					0.7	4.9	4.3	8.4
Total POMME GRANATES		186.2	194.0	3.0	383.1	9.2		9.2	0.7	3.8	396.9	153.4	62.4
<b>PERSIMMONS</b>	1 FUYU	5.1			5.1	59.0	25.8	84.8	1.7		91.6	106.4	140.5
	2 NOT DEF					22.7	7.1	29.8			29.8	34.4	47.1
	3 HACHIYA								6.2		6.2	1.8	10.7
	4 JIRO											4.5	1.4
	5 PRIN. ITO												0.2
Total PERSIMMONS		5.1			5.1	81.7	33.0	114.7	7.8		127.6	147.0	199.8
<b>QUINCES</b>	1 CHAMPION	18.6			18.6	4.8	7.2	11.9	5.9		36.5	97.3	49.6
	2 NOT DEF	7.9			7.9	21.2	3.7	24.9	12.3		45.1	7.9	30.4
Total QUINCES		26.6			26.6	26.0	10.9	36.8	18.2		81.6	105.1	79.9
<b>FIGS</b>	1 NOT DEF	4.9	0.03	11.6	16.5	35.4		35.4		0.5	52.4	56.7	70.1
	2 DAKOTA												0.2
Total FIGS		4.9	0.03	11.6	16.5	35.4		35.4		0.5	52.4	56.7	70.3
<b>CHERIMOYAS</b>	1 C. LISA					14.1	20.5	34.6	2.4	0.4	37.5	33.1	74.8
	2 NOT DEF												4.6
	3 BRONCEA												0.4
Total CHERIMOYAS						14.1	20.5	34.6	2.4	0.4	37.5	33.1	79.8
<b>LOQUATS</b>	1 G. NUGGET	0.1			0.1	10.9	1.1	12.0			12.2	8.0	17.0
	2 NOT DEF	1.3			1.3	0.9	0.2	1.1			2.4	2.2	2.8
Total LOQUATS		1.4			1.4	11.9	1.3	13.2			14.6	10.2	19.8
<b>PRICKLY PEARS</b>	1 NOT DEF	0.1		0.001	0.1	0.5	2.8	3.4			3.5	4.9	6.5
Total PRICKLY PEARS		0.1		0.001	0.1	0.5	2.8	3.4			3.5	4.9	6.5
<b>OMEGRANATES ARIL</b>	1 NOT DEF					6.0	4.5	10.5			10.5	1.0	2.1
Total POMEGRANATES ARILS						6.0	4.5	10.5			10.5	1.0	2.1
<b>FEIJOAS</b>	1 NOT DEF					0.04	1.4	1.4			1.4	1.9	3.5
	2 TRIUMPH											0.2	0.3
Total FEIJOAS						0.04	1.4	1.4			1.4	2.1	3.8
<b>PEPINO MELON</b>	1 NOT DEF			0.02	0.02				1.1		1.2	0.2	0.7
Total PEPINO MELON				0.02	0.02				1.1		1.2	0.2	0.7
<b>MANGOES</b>	1 NOT DEF												0.02
Total MANGOES													0.02
<b>TOTAL SEASON 2008/2009</b>		<b>224.3</b>	<b>194.0</b>	<b>14.6</b>	<b>432.9</b>	<b>184.8</b>	<b>74.4</b>	<b>259.2</b>	<b>30.4</b>	<b>4.8</b>	<b>727.2</b>		
TOTAL SEASON 2007/2008		121.9	67.4	9.0	198.3	184.3	85.7	270.0	33.9	0.9		513.9	
TOTAL SEASON 2006/2007		145.1	6.6	12.0	163.7	189.8	132.8	322.5	29.7	2.2			525.3

## Main Exotic Fruit Types by Destination Market

Season 2008/2009 (Tons)

SPECIE	VARIETY	EUROPE				NORTH AMERICA			LATIN AMERICA	FAR EAST	TOTAL		
		CONT	RUS	UK	TOTAL	EAST	WEST	TOTAL			2008-09	2007-08	2006-07
<b>POMME GRANATES</b>	1 WONDERF.	768.3	794.2	11.8	1,574.3	36.7		36.7	2.7	12.4	1,626.2	636.8	214.0
	2 NOT DEF	16.9	1.2		18.1					2.8	20.9	24.4	33.8
Total POMME GRANATES		785.2	795.4	11.8	1,592.4	36.7		36.7	2.7	15.3	1,647.2	661.2	247.8
<b>PERSIMMONS</b>	1 FUJU	15.4			15.4	210.8	90.5	301.3	10.0		326.7	343.5	390.0
	2 NOT DEF					72.0	22.9	94.8			94.8	121.5	161.7
	3 HACHIYA								55.4		55.4	16.1	60.7
	4 JIRO											14.3	9.0
	5 PRIN. ITO												0.7
Total PERSIMMONS		15.4			15.4	282.8	113.3	396.1	65.5		476.9	495.5	622.1
<b>QUINCES</b>	1 CHAMPION	98.6			98.6	38.2	53.7	91.9	42.8		233.3	553.0	373.5
	2 NOT DEF	29.3			29.3	98.7	25.0	123.8	85.2		238.3	42.5	127.7
Total QUINCES		128.0			128.0	136.9	78.7	215.7	127.9		471.6	595.4	501.2
<b>CHERIMOYAS</b>	1 C. LISA					63.2	92.4	155.6	13.4	2.0	171.0	151.4	347.9
	2 NOT DEF												21.0
	3 BRONCEA												2.1
Total CHERIMOYAS						63.2	92.4	155.6	13.4	2.0	171.0	151.4	371.0
<b>FIGS</b>	1 NOT DEF	8.0	0.08	25.6	33.7	124.3		124.3		0.8	158.7	71.9	131.8
	2 DAKOTA												0.5
Total FIGS		8.0	0.08	25.6	33.7	124.3		124.3		0.8	158.7	71.9	132.2
<b>LOQUATS</b>	1 G. NUGGET	0.4			0.4	37.6	3.7	41.3			41.7	24.2	51.7
	2 NOT DEF	3.9			3.9	3.5	0.8	4.2			8.1	7.1	8.7
Total LOQUATS		4.3			4.3	41.1	4.5	45.6			49.8	31.3	60.4
<b>PRICKLY PEARS</b>	1 NOT DEF	0.5		0.01	0.5	1.7	9.0	10.6			11.1	15.5	21.0
Total PRICKLY PEARS		0.5		0.01	0.5	1.7	9.0	10.6			11.1	15.5	21.0
<b>OMEGRANATES ARIL</b>	1 NOT DEF					11.0	8.2	19.2			19.2	1.9	3.8
Total POMEGRANATES ARILS						11.0	8.2	19.2			19.2	1.9	3.8
<b>FEIJOAS</b>	1 NOT DEF					0.1	3.9	4.0			4.0	6.1	10.2
	2 TRIUMPH											0.5	0.9
Total FEIJOAS						0.1	3.9	4.0			4.0	6.5	11.1
<b>PEPINO MELON</b>	1 NOT DEF			0.2	0.2				11.5		11.7	1.5	6.8
Total PEPINO MELON				0.2	0.2				11.5		11.7	1.5	6.8
<b>MANGOES</b>	1 NOT DEF												0.08
Total MANGOES													0.08
<b>TOTAL SEASON 2008/2009</b>		<b>941.2</b>	<b>795.5</b>	<b>37.6</b>	<b>1,774.4</b>	<b>697.8</b>	<b>310.1</b>	<b>1,007.9</b>	<b>221.0</b>	<b>18.0</b>	<b>3,021.3</b>		
TOTAL SEASON 2007/2008		555.3	269.3	9.3	833.8	550.0	375.0	925.1	225.8	2.5		2,032.2	
TOTAL SEASON 2006/2007		565.0	26.3	25.3	616.6	550.0	561.5	1,111.5	212.4	8.4			1,977.5

## Air Freight - Main Exporters

Season 2008/2009 (Thousand cases)

EXPORTER	CHERRY	BLUEB	RASPB	PEACH	NECTARIN	PLUM	GRAPE	APRICOT	FIG	OTHERS	TOTAL		
											2008-09	2007-08	2006-07
1 Hortifrut Chile S.A.		258.0	73.8							22.3	354.0	625.2	963.2
2 Aconcagua Ltda, Exportadora (Aconex)	43.6		0.4	114.8	62.2	2.3	0.5	5.5			229.2	353.7	264.3
3 Vital Berry Marketing S.A.	17.8	135.2	3.1						21.1	19.6	196.6	476.3	777.8
4 David del Curto S.A.	93.9			37.4	31.8	6.8		7.2		1.3	178.4	156.4	215.1
5 San Francisco Lo Garcés Ltda., Sociedad	164.1			5.5	4.4					0.004	173.9	150.4	117.6
6 Sun Belle Berries S.A.		38.8	72.1							17.0	127.9	277.4	482.4
7 Comercial Frutícola S.A.		29.3	32.8	0.2						42.2	104.5	216.3	327.1
8 Driscoll 's de Chile S.A.		103.4									103.4	116.0	144.3
9 Valle Maule S.A.		93.4	2.2								95.7	110.9	194.0
10 Verfrut S.A., Sociedad Exportadora	19.4			25.1	27.3	14.2		0.4			86.3	154.3	
11 Copefrut S.A.	69.2			2.3	2.9	0.1		1.3			75.9	104.7	69.5
12 Natural Choice			70.8								70.8		
13 Surfrut Fresh S.A.	70.1										70.1	59.0	57.3
14 Geofrut S.A.	19.2			23.7	16.9			1.9			61.6	86.1	60.0
15 Agrofrío Central Ltda.	60.3										60.3	57.2	52.5
16 San Fernando S.A., Frutera (Frusan)	55.4							3.0		0.9	59.3	79.5	59.1
17 Alimentos Naturales Vitafoods S.A.		54.5									54.5	131.9	162.1
18 Southern Fruit, Exportadora	2.2	11.6		11.7	10.2	13.3		0.5			49.6	0.8	
19 Río Blanco Ltda, Exportadora	48.4						0.006			0.002	48.4	113.1	54.4
20 Rucaray S.A., Exportadora y Servicios	30.2			5.8	5.8	3.2		2.3			47.3	93.0	83.4
21 Comercial SVS Ltda	0.7	37.0	3.0				4.0				44.8	40.8	
22 All American Farm Chile S.A.	5.2		38.7								43.9	52.9	64.8
23 Greenvic Comercial S.A.	16.3	6.5		4.7	7.9	1.1	0.2	4.8			41.5	63.6	53.8
24 Blue Valley		15.7	25.4								41.1	46.7	
25 Unifrutti Traders Ltda.	38.7			0.4	0.3						39.3	90.8	91.9
26 Merex Chile Ltda., Agrícola	1.3	23.8	13.9								38.9	36.1	95.7
27 Prima Agrottrading S.A.	3.2	8.8		6.4	4.4	0.5		2.6		11.8	37.6	48.1	102.2
28 Frucentro S.A.	7.9			9.9	8.7	4.0		3.3			33.8	36.4	32.8
29 Frux Ltda, Exportadora		32.3									32.3	20.3	38.4
30 Dole Chile S.A.	21.3	0.2		3.8	4.0			1.8		0.5	31.7	21.0	21.1
31 Agrícola Los Mayos Ltda.	7.8			7.6	5.1	10.7					31.3	34.0	32.0
32 Soc. Agric. Comercial Ltda, (Agricom)		14.4		3.0	3.3	0.3	0.008	1.4		8.5	30.9	18.9	24.1
33 Cabilfrut S.A.										30.4	30.4	0.2	2.5
34 Del Monte Fresh Produce (Chile) S.A.	28.9			0.1	0.001						29.0	21.6	29.8
35 C y D Internacional S.A.	6.6	1.9		4.0	3.5					11.0	26.9	48.2	43.0
36 Gonzagri S.A, Exportadora	8.7	17.5									26.3		
37 Rancagua, Cia. Exp. Ltda.	24.3										24.3	19.4	14.8
38 Fresh Export Ltda.	5.6			17.2	0.9						23.6	29.5	21.1
39 Exportadora Panagro S.A.	20.7										20.7	11.6	0.9
40 South Pacific Trading Ltda.		20.7									20.7	17.9	50.2
41 Frugal S.A., Exportadora	20.1										20.1	10.6	15.2
42 Santa Cruz S.A., Exportadora	0.6									18.8	19.4	16.8	18.0
43 Agua Santa, Exportadora (Greentree)	19.0			0.2							19.3	38.8	16.9
44 Frutas E Sanchez S.L.(chile)lt	3.6	0.1		9.4	0.2	1.2		0.8		3.4	18.8	19.6	0.1
45 Propal S.A., Exportadora										18.2	18.2	13.8	18.8
46 Stemilt Chile Ltda., Exp.	18.1										18.1	36.5	26.0
47 San Clemente S.A., Exp.	18.0										18.0		
48 AMS Family S.A., Comercial	10.2	7.5								0.2	18.0	29.9	8.4
49 Novafrux S.A.				14.6	1.6	0.4					16.6		
50 Alpine Chile S.A		16.3									16.3		
51 Sudamericana Ltda, Hortofrutícola									15.0		15.0	13.8	31.9
52 Los Lirios S.A. , Exportadora	14.3										14.3	15.6	12.4
53 Convallis S.A, Exportadora	1.9	0.4		1.0	3.5	5.3	0.4	1.2		0.6	14.2	8.4	5.6
54 Chilexpo Frut Ltda., Soc. Agr.	13.4	0.5									13.9	25.1	16.3
55 Gestión de Export. Frut. S.A.(Gesex)	9.1			1.7	0.4		2.2	0.2			13.7	24.2	11.8
56 Easter Island S.A		13.6									13.6	15.1	16.4
57 Rosales Hnos y Cia Ltda Sc. Ag.										13.4	13.4	9.1	21.4
58 Gedesa Exportaciones S.A	9.9			1.8	1.1	0.1					13.0	21.3	28.3
59 Agroberries Ltda.		12.9									12.9	123.8	343.1
60 El Olam Ltda.	12.6										12.6		
OTHERS	254.9	89.8	14.3	27.0	10.3	2.0	47.1	14.9	16.4	26.4	503.1	883.1	903.4
<b>TOTAL SEASON 2008/2009</b>	<b>1,296.4</b>	<b>1,044.1</b>	<b>350.4</b>	<b>338.9</b>	<b>216.9</b>	<b>65.3</b>	<b>54.5</b>	<b>53.2</b>	<b>52.4</b>	<b>246.6</b>	<b>3,719.0</b>		
<b>TOTAL SEASON 2007/2008</b>	<b>1,617.6</b>	<b>1,214.1</b>	<b>1,196.0</b>	<b>445.5</b>	<b>309.3</b>	<b>53.9</b>	<b>175.4</b>	<b>54.0</b>	<b>56.4</b>	<b>203.4</b>		<b>5,325.7</b>	
<b>TOTAL SEASON 2006/2007</b>	<b>1,262.5</b>	<b>1,657.1</b>	<b>2,175.5</b>	<b>433.9</b>	<b>257.4</b>	<b>45.4</b>	<b>65.8</b>	<b>63.1</b>	<b>70.2</b>	<b>266.4</b>			<b>6,297.2</b>

## Air Freight - Main Exporters

### Season 2008/2009 (Tons)

EXPORTER	CHERRY	PEACH	BLUEB	NECTARIN	RASPB	AVOCADO	PLUM	GRAPE	APRICOT	OTHERS	TOTAL		
											2008-09	2007-08	2006-07
1 Aconcagua Ltda, Exportadora (Aconex)	263.1	1,343.3		717.6	2.6		23.1	3.7	32.1		2,385.5	3,643.6	2,678.2
2 David del Curto S.A.	449.4	288.1		258.8			26.1		30.4	12.0	1,064.7	1,091.0	1,494.1
3 San Francisco Lo Garces Ltda., Sociedad Hortifrut Chile S.A.	744.5	29.4		18.5						0.03	792.4	701.2	605.8
4 Geofrut S.A.	95.8	276.6		201.6					11.1		585.0	683.7	517.2
6 Verfrut S.A., Sociedad Exportadora	74.3	185.1		212.9			99.2		1.3		572.9	910.3	
7 Vital Berry Marketing S.A.	83.7		334.0		6.0					124.6	548.4	1,132.4	1,720.1
8 Copefrut S.A.	318.1	8.6		10.8			0.5		4.2		342.3	461.6	297.9
9 Cabilfrut S.A.						340.2					340.2	2.4	10.1
10 Surfrut Fresh S.A.	337.6										337.6	283.4	289.5
11 San Fernando S.A., Frutera (Frusan)	288.5								9.7	4.8	303.1	467.5	322.1
12 Agrofrío Central Ltda.	301.5										301.5	285.1	262.0
13 Southern Fruit, Exportadora	11.1	85.2	21.2	81.5			91.6		3.4		293.8	4.3	
14 Sun Belle Berries S.A.			103.0		147.3					33.1	283.3	582.0	1,041.7
15 Rucaray S.A., Exportadora y Servicios	145.2	42.0		45.5			15.9		6.9		255.5	479.1	430.3
16 Valle Maule S.A.			228.1		4.5						232.6	218.7	372.7
17 Driscoll's de Chile S.A.			224.8								224.8	283.2	253.8
18 Río Blanco Ltda, Exportadora	219.0							0.05		0.004	219.0	598.6	292.8
19 Prima Agrottrading S.A.	16.0	59.3	33.5	43.4		15.1	5.8		10.2	19.2	202.4	175.4	539.4
20 Greenvic Comercial S.A.	81.0	30.5	10.7	47.0			3.8	1.8	21.0		195.8	443.0	340.6
21 Soc. Agric. Comercial Ltda, (Agricom)		32.2	22.8	36.5		89.1	2.0	0.07	12.4		195.1	149.5	194.8
22 Comercial Fruticola S.A.		1.2	44.2		65.2					73.4	184.0	422.0	649.7
23 C y D Internacional S.A.	32.8	28.3	3.1	20.9						79.1	164.1	288.2	242.7
24 Dole Chile S.A.	80.5	23.7	0.4	34.4					8.5	1.4	149.0	111.6	124.1
25 Natural Choice					148.4						148.4		
26 Unifrutti Traders Ltda.	145.6	1.5		1.2							148.3	433.8	415.4
27 Agrícola Los Mayos Ltda.	32.3	41.6		27.2			37.7				138.8	153.4	121.4
28 Frucentro S.A.	35.1	38.7		34.7			11.9		12.6		133.0	154.3	133.1
29 Novafrux S.A.		113.6		13.0			2.0				128.7		
30 Propal S.A., Exportadora						77.8				49.9	127.7	93.5	84.3
31 Del Monte Fresh Produce (Chile) S.A.	119.8	0.9		0.01							120.7	99.3	161.1
32 Alimentos Naturales Vitafoods S.A.			119.5								119.5	406.3	363.5
33 Fresh Export Ltda.	27.9	78.6		6.4							112.9	143.7	128.3
34 Blue Valley			59.3		49.2						108.5	91.9	
35 All American Farm Chile S.A.	25.9				82.0						107.9	132.0	134.3
36 Rancagua, Cía. Exp. Ltda.	102.7										102.7	81.9	61.1
37 Frugal S.A., Exportadora	100.4										100.4	53.1	76.1
38 Comercial SVS Ltda	3.5		71.7		6.3			15.9			97.5	81.4	
39 Gedesa Exportaciones S.A	49.7	37.7		8.7			1.0				97.1	118.9	173.9
40 Stemilt Chile Ltda., Exp.	90.8										90.8	182.4	130.0
41 Frutas E Sanchez S.L.(chile)lt	18.7	44.7	0.2	1.9			5.8		4.8	13.2	89.3	91.3	0.6
42 Agua Santa, Exportadora (Greentree)	85.9	1.0									86.8	193.7	83.6
43 Convallis S.A, Exportadora	9.3	4.2	0.6	13.8			44.8	1.8	5.9	5.8	86.2	37.2	34.5
44 Exportadora Panagro S.A.	85.2										85.2	42.8	4.5
45 Merex Chile Ltda., Agrícola	6.3		43.5		27.7						77.5	67.1	193.2
46 Frux Ltda, Exportadora			74.1								74.1	36.7	64.8
47 San Clemente S.A., Exp.	72.7										72.7		
48 Los Lirios S.A., Exportadora	71.4										71.4	78.2	61.9
49 Gonzagri S.A, Exportadora	43.7		26.3								70.1		
50 Chilexpo Frut Ltda., Soc. Agr.	67.4		2.4								69.8	125.7	82.3
51 Gestión de Export. Frut. S.A.(Gesex)	36.1	8.2		1.5				20.1	1.1		67.0	161.0	63.6
52 Delifruit S.A	35.2	29.3		2.1							66.6	31.9	54.6
53 Santa Cruz S.A., Exportadora	2.8									58.7	61.5	52.9	58.0
54 TyT Export S.A.	39.6	2.7		11.8			2.0		4.8		60.9	43.2	61.7
55 Rosales Hnos y Cia Ltda Sc. Ag.										60.4	60.4	41.0	96.1
56 Scramble Ltda., Ases e Inv.	19.2	26.3		13.2							58.7		
57 AMS Family S.A., Comercial	44.5		12.0							1.9	58.4	88.2	32.9
58 Santa Elena S.A., Exportadora								56.7			56.7	256.9	
59 Trinidad Exports S.A.	50.1							5.4			55.5	34.4	24.8
60 Ben David S.A, Exportadora	46.9			7.5							54.4	130.3	52.9
OTHERS	1,019.1	115.8	318.5	35.7	30.9	8.8	11.1	194.9	62.3	211.4	2,008.5	3,872.5	4,192.7
<b>TOTAL SEASON 2008/2009</b>	<b>6,029.4</b>	<b>2,978.3</b>	<b>2,231.7</b>	<b>1,908.2</b>	<b>715.6</b>	<b>531.0</b>	<b>384.3</b>	<b>300.4</b>	<b>242.8</b>	<b>790.9</b>	<b>16,113</b>		
<b>TOTAL SEASON 2007/2008</b>	<b>7,730.5</b>	<b>3,921.9</b>	<b>2,649.7</b>	<b>2,744.1</b>	<b>2,398.8</b>	<b>59.9</b>	<b>349.2</b>	<b>1,370.9</b>	<b>305.1</b>	<b>706.4</b>		<b>22,236</b>	
<b>TOTAL SEASON 2006/2007</b>	<b>6,188.4</b>	<b>3,765.6</b>	<b>3,124.5</b>	<b>2,112.2</b>	<b>4,440.0</b>	<b>14.7</b>	<b>253.3</b>	<b>390.8</b>	<b>309.7</b>	<b>1,066.6</b>			<b>21,666</b>

## Air Freight - Main Importers

Season 2008/2009 (Thousand cases)

CONSIGNEE	CHERRY	BLUEB	RASPB	PEACH	NECTARIN	PLUM	GRAPE	APRICOT	OTHERS	TOTAL		
										2008-09	2007-08	2006-07
1 F.P.D., Inc	22.4			84.5	64.0	2.3		3.6	1.0	177.7	264.4	214.7
2 Contel Fresh, Inc.	22.9	5.4		56.2	52.0	37.1				173.6	148.3	122.5
3 Hortifrut Inc.	1.3	73.4	78.7						11.7	165.0	474.4	863.0
4 Team Produce, Inc.	29.1	12.6	61.5	5.5	2.1			0.8	21.6	133.2	173.5	209.1
5 Sun Belle, Inc.		33.6	71.8						9.3	114.7	251.1	465.2
6 Jac Vandenberg, Inc.	14.6	3.9		42.1	37.4	0.1		3.2	2.8	104.2	126.3	179.4
7 Driscoll 's Strawberry		94.2								94.2	95.2	107.2
8 Giumarra VBM International, L.L.C.		73.1	7.3						3.7	84.1	115.9	355.7
9 Kopke Jr.Inc. , William H.	77.5			2.1	2.0		0.001	1.8	0.002	83.5	137.7	88.4
10 Grower Direct Marketing, L.L.C.	61.4		0.2					0.9		62.4	89.4	67.0
11 Wal-Mart Stores, Inc.	61.2		0.4							61.6	33.9	54.1
12 Gourmet Trading Co.		59.5	0.3							59.8	61.8	100.7
13 All American Farms Inc	19.2		40.2							59.4	61.8	80.0
14 Golden Alpha Corporation		53.9							3.0	56.9	31.8	23.2
15 Loblaw's Companies East Prod.	8.4	2.6	3.0	2.6	3.2			1.8	34.3	55.9	110.7	148.8
16 Euroberry Marketing S.A.		34.4	6.4						7.3	48.1	82.3	150.4
17 Alpine Fresh Inc.		45.0								45.0	61.2	41.8
18 SunnyRidge Berry Farm, Inc		16.5	28.2							44.7	71.6	146.1
19 Sunny Valley Int., Inc.	0.8	43.1								43.9	29.7	49.6
20 Aconex RT USA	2.0	8.0		30.8	0.2					40.9	66.0	68.0
21 Unifrutti Of America, Inc.	18.8			16.8	1.6			0.8	0.004	37.9	73.5	31.0
22 Bengard Marketing	36.5							1.3		37.9	40.4	34.0
23 Dandrea Produce Inc.	11.5	22.4								34.0	10.5	
24 Rio Vista Limitada	4.0			2.4	2.3		0.002	1.0	22.3	32.0	12.2	33.6
25 Trinity Fruit Sales Co.	30.7							0.7	0.3	31.6	7.5	10.0
26 Premier Pacific Trading, Inc.	0.5	29.2	1.8							31.6	64.1	43.2
27 Dave 's Speciality Imports, Inc.		16.7	13.9							30.7	48.7	129.8
28 Frutas E. Sánchez S.L.	10.6	0.1		9.6	1.2	1.2		1.8	4.2	28.7	24.0	24.4
29 Fruit World Breda		21.8							6.6	28.4	9.2	3.0
30 Fru-Veg Marketing, Inc.	22.5	5.7								28.2	97.4	82.8
31 BerryWorld Ltd.		27.7								27.7	66.4	81.5
32 Frutexport, S.A.	6.0			20.2	0.8			0.4		27.4	14.3	20.2
33 Watari Co., Ltd.	1.0	21.8							4.1	27.0	32.8	48.2
34 Fruttital Distribuzione S.R.L.	15.2			2.9	1.8	0.8	4.2	1.3	0.1	26.3	38.6	44.9
35 Jacques Mayol S.A.	7.2			6.1	5.6	3.0	0.2	4.2		26.2	20.3	25.9
36 Kingo Fruits Co., Ltd.	22.6	1.9								24.6	29.2	27.9
37 Mission Produce, Inc.									23.3	23.3		
38 North Bay Produce, Inc		14.7	7.8							22.5	47.3	71.2
39 Sfc Redbridge Worldfresh Ltd		22.1								22.1	29.5	165.2
40 Stemilt Growers Inc	21.6									21.6	38.0	26.6
41 Pomina Enterprise Co., Ltd.	19.9	0.5		0.2					0.7	21.3	17.4	25.4
42 To Order	1.5	6.2	0.2				0.5		11.9	20.2	14.9	15.2
43 Wellking Trading Ltd.	20.2									20.2	6.8	
44 Spreafico Francesco e F.lli SPA	10.0			2.5	2.8		1.6	2.8		19.6	22.6	16.4
45 Woo Lee Fruit & Vegetables Co. Ltd.	15.4	4.1								19.6	10.0	4.8
46 Roveg Fruit B.V.	8.2			3.2	2.0	4.1	0.5	0.5		18.5	16.9	18.2
47 Utopia UK	8.8								9.2	18.0	11.2	11.4
48 San Lucar Fruit S.L.	8.0	3.9		2.9	3.0					17.8	9.4	8.5
49 To Order	11.1	4.3		0.1			0.4	0.8	1.0	17.7	20.3	9.4
50 Demeter Fruit King Hk Ltd.	15.4	2.3								17.6	1.3	2.1
51 A.M.S. European	12.0			0.5	0.4		4.2	0.1		17.3	16.0	12.5
52 J.O. Sims Ltd.	17.1									17.1	30.0	25.9
53 Calfruits Co.Ltda.		16.7							0.05	16.8	9.7	
54 Tokyo Seika Trading		15.0							1.4	16.4	13.3	9.9
55 Vital Berry Marketing Inc.		16.1	0.2							16.3	1.1	
56 Special Fruit NV	5.3	1.4							9.2	15.9	13.2	20.3
57 Pro Fruit Marketing, Inc.	5.7	8.2		0.6		0.3		0.9		15.7	43.8	60.2
58 Cultivar, S.A.	14.2			0.5	0.3			0.4	0.1	15.4	12.1	7.9
59 Norton Folgate Marketing Ltd.	15.0									15.0	29.7	16.5
60 Indigo Fruit SAS	8.5			1.1	2.5	0.4		1.6		14.1	27.1	24.8
OTHERS	570.4	222.2	28.6	45.7	31.9	16.1	42.9	22.5	109.7	1,090.0	1,808.1	1,570.9
<b>TOTAL SEASON 2008/2009</b>	<b>1,296.6</b>	<b>1,044.1</b>	<b>350.4</b>	<b>338.9</b>	<b>216.9</b>	<b>65.3</b>	<b>54.5</b>	<b>53.2</b>	<b>299.1</b>	<b>3,719.1</b>		
<b>TOTAL SEASON 2007/2008</b>	<b>1,617.6</b>	<b>1,214.1</b>	<b>1,196.0</b>	<b>445.5</b>	<b>309.3</b>	<b>53.9</b>	<b>175.4</b>	<b>54.0</b>	<b>259.8</b>		<b>5,325.7</b>	
<b>TOTAL SEASON 2006/2007</b>	<b>1,262.5</b>	<b>1,658.3</b>	<b>2,175.5</b>	<b>433.9</b>	<b>257.4</b>	<b>45.4</b>	<b>65.8</b>	<b>63.1</b>	<b>336.6</b>			<b>6,298.4</b>

## Air Freight - Main Importers

### Season 2008/2009 (Tons)

CONSIGNEE	CHERRY	PEACH	BLUEB	NECTARIN	RASPB	AVOCADO	PLUM	GRAPE	OTHERS	TOTAL		
										2008-09	2007-08	2006-07
1 F.P.D., Inc	116.1	1,003.2		742.8			24.3		29.1	1,915.5	2,874.2	2,213.2
2 Contel Fresh, Inc.	114.5	379.1	10.0	379.1			231.5			1,114.2	851.6	671.2
3 Jac Vandenberg, Inc.	73.7	487.0	5.8	429.8			0.4		26.1	1,022.8	1,084.4	1,136.4
4 Kopke Jr.Inc., William H.	384.3	39.8		14.8				0.007	10.7	449.7	702.6	450.3
5 Team Produce, Inc.	145.3	43.7	23.4	16.7	128.4	10.8			75.2	443.5	638.3	926.4
6 Aconex RT USA	11.0	350.5	42.0	1.2						404.7	670.7	723.6
7 Wal-Mart Stores, Inc.	397.9				2.6					400.5	215.0	340.1
8 Hortifrut Inc.	6.3		156.6		159.5				23.8	346.2	988.0	1,747.2
9 Grower Direct Marketing, L.L.C.	309.5				0.5				5.1	315.0	455.3	328.7
10 Mission Produce, Inc.						260.8				260.8		
11 Sun Belle, Inc.			95.0		146.7				18.7	260.4	529.8	1,010.2
12 Unifrutti Of America, Inc.	93.4	134.2		12.7					2.9	243.2	519.8	130.5
13 Giumarra VBM International, L.L.C.			194.1		16.4				19.2	229.7	263.4	759.9
14 Loblaw Companies East Prod.	42.0	20.6	4.3	25.6	6.0				109.0	207.5	283.8	351.4
15 Driscoll's Strawberry			204.5							204.5	227.0	180.3
16 Bengard Marketing	182.7								7.2	190.0	205.4	177.8
17 All American Farms Inc	96.3				84.9					181.2	173.6	206.8
18 Trinity Fruit Sales Co.	154.5								4.7	159.2	48.6	66.7
19 Rio Vista Limitada	20.1	17.2		17.1				0.02	99.2	153.6	47.5	156.6
20 Alpine Fresh Inc.			153.0							153.0	238.9	120.8
21 Frutas E. Sánchez S.L.	53.3	46.5	0.2	9.4			5.8		26.1	141.4	114.0	120.3
22 Gourmet Trading Co.			138.7		0.6					139.3	150.8	215.8
23 SunnyRidge Berry Farm, Inc			62.9		57.8					120.7	172.6	295.1
24 Fru-Veg Marketing, Inc.	110.7		8.6							119.3	221.1	183.9
25 Kingo Fruits Co., Ltd.	109.0		3.1							112.1	109.4	136.6
26 Stemilt Growers Inc	108.2									108.2	190.3	132.9
27 Frutexport, S.A.	18.7	80.9		5.1					1.3	106.1	58.0	84.1
28 To Order	7.6		11.6		0.4	72.7		1.9	10.0	104.1	42.8	59.6
29 Pomina Enterprise Co., Ltd.	95.7	0.7	0.7						7.0	104.0	74.4	125.5
30 Wellking Trading Ltd.	97.5									97.5	30.5	
31 Dandrea Produce Inc.	57.8		35.9							93.8	39.2	
32 Jacques Mayol S.A.	24.8	22.4		20.7			9.0	1.1	15.3	93.3	70.6	91.1
33 J.O. Sims Ltd.	86.9									86.9	149.3	141.1
34 Golden Alpha Corporation			80.8						4.6	85.4	48.2	35.4
35 Fruttital Distribuzione S.R.L.	40.2	11.0		7.0			3.4	18.7	4.9	85.2	124.9	151.1
36 Woo Lee Fruit & Vegetables Co. Ltd.	75.3		6.6							81.8	43.9	22.2
37 Apple a Day Fruits, Inc.	8.0	3.8	0.6	12.9			44.8		11.6	81.7	42.2	50.4
38 BerryWorld Ltd.			79.9							79.9	216.8	241.1
39 Continental Fresh LLC						79.4				79.4		
40 Index Fresh, Inc.						77.7				77.7		
41 Euroberry Marketing S.A.			57.7		8.8				11.0	77.5	148.1	260.9
42 Demeter Fruit King Hk Ltd.	73.5		3.4							76.8	5.6	9.9
43 Norton Folgate Marketing Ltd.	73.4									73.4	148.1	82.4
44 British & Brazilian Produce Ltd.		5.6		10.5				54.6		70.7	273.5	71.1
45 Kingsburg Orchards									70.1	70.1	56.1	70.2
46 Sunny Valley Int., Inc.	4.4		65.4							69.9	46.8	80.6
47 To Order	52.3	0.4	7.2					1.8	7.9	69.6	82.2	31.3
48 Roveg Fruit B.V.	31.1	12.0		7.7			13.5	2.2	1.6	68.0	58.8	45.8
49 H. E. Butt Grocery Company	1.8	56.0	0.8						7.9	66.6	0.01	
50 Spreafico Francesco e F.lli SPA	28.6	9.3		11.9				7.3	8.4	65.5	75.8	71.7
51 Utopia UK	43.8								21.2	65.1	29.8	29.1
52 Dave's Speciality Imports, Inc.			33.3		27.9					61.1	86.6	253.4
53 Pro Fruit Marketing, Inc.	29.3	4.5	15.0				2.0		9.5	60.3	222.7	288.6
54 Costco President Taiwan Inc.	19.2	7.5	33.2							59.9	72.6	52.5
55 Agricola Gloria Due S.R.L.	31.5	6.0	0.7	0.5			2.0	17.3	1.5	59.5	51.3	6.1
56 KGB International Inc.	11.9	20.3		13.0			13.6			58.7		
57 Premier Pacific Trading, Inc.	2.6		52.0		3.6					58.2	133.1	88.2
58 Win Rinch Transportation Ltd.	57.4									57.4	10.7	6.3
59 San Lucar Fruit S.L.	27.4	11.7	5.8	12.1						57.1	40.5	31.9
60 Sierra Produce	53.4									53.4	86.9	44.1
OTHERS	2,447.1	204.4	638.8	157.6	71.7	29.6	33.9	195.7	382.6	4,161.5	7,689.8	6,359.2
<b>TOTAL SEASON 2008/2009</b>	<b>6,030.0</b>	<b>2,978.3</b>	<b>2,231.7</b>	<b>1,908.2</b>	<b>715.6</b>	<b>531.0</b>	<b>384.3</b>	<b>300.4</b>	<b>1,033.7</b>	<b>16,113</b>		
<b>TOTAL SEASON 2007/2008</b>	<b>7,730.5</b>	<b>3,921.9</b>	<b>2,649.7</b>	<b>2,744.1</b>	<b>2,398.8</b>	<b>59.9</b>	<b>349.2</b>	<b>1,370.9</b>	<b>1,011.5</b>		<b>22,236</b>	
<b>TOTAL SEASON 2006/2007</b>	<b>6,188.4</b>	<b>3,765.6</b>	<b>3,126.3</b>	<b>2,112.2</b>	<b>4,440.0</b>	<b>14.7</b>	<b>253.3</b>	<b>390.8</b>	<b>1,376.3</b>			<b>21,668</b>

## Destination in North America

Season 2008/2009 (Thousand cases)

COAST	COUNTRY	PORT	AIR FREIGHT	SEA FREIGHT		LAND FREIGHT	TOTAL			
				CHARTER	LINER		2008-09	2007-08	2006-07	
EAST	U.S.A.	FILADELFA		39,896	4,628.6		44,525	43,163	45,999	
		WILMINGTON D.		14,672	368.9		15,041	14,483	17,724	
		MIAMI	1,528.4		3,664.9	34.3	5,227.6	6,014.9	5,211.5	
		NEW YORK	225.8		3,661.6		3,887.4	2,615.7	2,018.8	
		NEW JERSEY			1,363.2		1,363.2	115.0	1,181.2	
		EVERGLADES			526.1		526.1	701.8	740.8	
		ELIZABETH			1,000.3		1,000.3	400.3	136.0	
		HOUSTON	0.7	1.1	260.1		261.9	246.5	261.6	
		DALLAS	73.8	0.4			74.2	81.2	124.6	
		CHICAGO	51.5				51.5	62.2	133.8	
		WASHINGTON	11.0				11.0	74.1	68.0	
		ATLANTA	37.8				37.8	26.8	43.5	
		BALTIMORE				23.9		23.9		36.9
		SAVANNAH				24.5		24.5		
		JACKSONVILLE							3.8	0.5
		NORFOLK								1.9
		OAKLAND								1.3
		J.F.KENNEDY	0.5					0.5	0.2	
		BOSTON							0.5	
		SAN ANTONIO							0.002	
	<b>TOTAL</b>			<b>1,929.5</b>	<b>54,570</b>	<b>15,522</b>	<b>34.3</b>	<b>72,056</b>	<b>67,990</b>	<b>73,684</b>
	CANADA	TORONTO		78.7	49.4	944.8		1,072.9	1,129.6	1,644.0
		MONTREAL		4.4	8.5	856.2		869.2	789.2	985.0
		HALIFAX		0.02		7.2		7.2	54.4	141.9
		ONTARIO		1.2	22.7			23.8	12.3	4.7
		CAMBRIDGE							19.0	12.2
		QUEBEC		3.2		1.2		4.5	1.2	
		CALGARY								4.3
<b>TOTAL</b>			<b>87.6</b>	<b>80.6</b>	<b>1,809.5</b>		<b>1,977.6</b>	<b>2,005.7</b>	<b>2,792.1</b>	
<b>TOTAL EAST</b>			<b>2,017.0</b>	<b>54,650</b>	<b>17,332</b>	<b>34.3</b>	<b>74,033</b>	<b>69,996</b>	<b>76,476</b>	
WEST	U.S.A.	LOS ANGELES	309.9	17,914	5,862.2	5.3	24,091	24,166	30,439	
		LONG BEACH		1,807.0	4,367.8		6,174.8	6,465.3	4,850.2	
		SEATTLE		6.6	592.6		599.2	593.4	846.3	
		CALIFORNIA			187.9		187.9	373.5	56.6	
		SAN PEDRO			479.0		479.0			
		PORTLAND						3.5	19.9	
		HONOLULU						2.4	2.2	
	SAN FRANCISCO	1.3				1.3	0.1	1.0		
	<b>TOTAL</b>	<b>311.1</b>	<b>19,727</b>	<b>11,490</b>	<b>5.3</b>	<b>31,533</b>	<b>31,604</b>	<b>36,215</b>		
	CANADA	VANCOUVER		3.2	362.5		365.6	164.0	226.4	
<b>TOTAL</b>			<b>3.2</b>	<b>362.5</b>		<b>365.6</b>	<b>164.0</b>	<b>226.4</b>		
<b>TOTAL WEST</b>			<b>311.1</b>	<b>19,730</b>	<b>11,852</b>	<b>5.3</b>	<b>31,899</b>	<b>31,768</b>	<b>36,442</b>	
<b>TOTAL NORTH AMERICA</b>			<b>2,328.1</b>	<b>74,381</b>	<b>29,184</b>	<b>39.5</b>	<b>105,932</b>	<b>101,764</b>	<b>112,918</b>	



## Destination in Europe

Season 2008/2009 (Thousand cases)

COAST	COUNTRY	PORT	AIR FREIGHT	SEA FREIGHT			TOTAL			
				CHARTER	LINER	TOTAL	2008-09	2007-08	2006-07	
CONT	THE NETHERLANDS	ROTTERDAM		9.050,8	22.470	31.521	31.548	36.310	28.788	
		FLUSHING		1.969,8	19,9	1.989,7	1.989,7	3.121,2	2.549,8	
		AMSTERDAM	105,5	0,5	24,0	24,5	130,0	125,9	184,3	
		TOTAL	105,5	11.021	22.514	33.535	33.668	39.557	31.523	
	SPAIN	ALGECIRA				3.020,8	3.020,8	3.020,8	3.376,6	3.592,0
		BARCELONA	1,4	662,3	1.165,0	1.827,4	1.906,9	1.973,1	2.538,7	
		VALENCIA			1.054,6	1.054,6	1.063,2	1.384,2	1.638,0	
		TARRAGONA		256,8	373,1	629,9	636,6	798,4	485,3	
		SANTA CRUZ DE TENE	10,6		239,2	239,2	252,4	332,3	497,4	
		MARIN			439,1	439,1	439,1	208,9	308,2	
		LAS PALMAS	4,1	32,7	183,4	216,1	234,6	334,5	351,0	
		BILBAO		86,6	367,6	454,1	454,1	220,7	176,0	
		MADRID	139,7	6,4		6,4	160,6	186,2	121,6	
		VIGO			6,0	6,0	6,0	57,8	377,4	
		MALAGA			2,4	2,4	2,4	86,9	16,6	
		ISLAS CANARIAS					1,9	34,3	28,9	
		ALICANTE			3,4	3,4	3,4	26,6	12,4	
		CADIZ			20,8	20,8	20,8	4,2		
		MELILLA			11,1	11,1	11,1	3,8	5,0	
		BARAJAS							3,1	
	TOTAL	155,9	1.044,8	6.886,6	7.931,4	8.214,0	9.028,6	10.152		
	ITALY	LIVORNO		93,8	2.934,7	3.028,4	3.140,9	3.143,5	2.829,1	
		VADO		1.957,1	1.331,2	3.288,3	3.481,6	1.984,2	2.409,1	
		GENOVA		13,9	106,2	120,1	159,1	1.176,7	486,4	
		LA SPEZIA		0,2	339,2	339,4	339,4	148,0	294,7	
		SALERMO			132,9	132,9	132,9	123,9	92,8	
		MILAN	45,9				51,8	86,5	59,6	
		ALBENGA	26,3				26,3	35,7	44,3	
		ROMA	1,2				8,3	11,3	15,6	
		NAPOLIS			10,7	10,7	10,7	5,2	8,5	
		MALPENSA	15,9				15,9	5,1	0,2	
		VERONA	4,5				4,5	1,2		
		RAVENNA			5,4	5,4	5,4			
		VENEZIA	0,4				0,4	0,3	0,5	
		LINATE	0,8				0,8			
	TOTAL	94,8	2.065,0	4.860,2	6.925,2	7.378,0	6.721,5	6.240,7		
	GERMANY	HAMBURGO			1.225,1	2.726,5	3.951,6	3.951,6	1.899,4	1.892,4
		BREMEN				1,3	1,3	1,3	274,9	261,6
		FRANKFURT	85,9					85,9	108,9	59,6
		MUNICH	0,6					0,6	15,5	
GERMANY (NOT DEF)									6,8	
MUNCHEN		1,9					1,9			
COLONIA		1,0					1,0			
NUREMBERG									0,06	
TOTAL	89,4	1.225,1	2.727,8	3.952,9	4.042,3	2.298,7	2.220,4			
FRANCE	MARSELLA			290,4	600,2	890,6	890,6	1.175,6	953,6	
	LE HAVRE			12,8	409,2	422,0	422,0	553,6	526,9	
	DUNKERQUE				112,3	112,3	112,3	265,4	641,9	
	PARIS	158,0	139,6	184,1	323,7	497,0	196,9	182,3		
	LABATUT			42,6	42,6	42,6	17,9	91,6		
	BASSE TERRE			47,3	47,3	47,3	43,1	48,4		
	CEDEX	0,10	26,7	61,0	87,7	87,8	0,7			
	ISLA REUNION			2,2	2,2	2,2		3,4		
	FRANCIA	0,2					0,2	0,10		
TOTAL	158,2	469,5	1.458,9	1.928,4	2.101,9	2.253,2	2.448,2			

## Destination in Europe

Season 2008/2009 (Thousand cases)

COAST	COUNTRY	PORT	AIR FREIGHT	SEA FREIGHT			TOTAL		
				CHARTER	LINER	TOTAL	2008-09	2007-08	2006-07
COAST	BELGIUM	AMBERES		364,4	848,0	1.212,4	1.212,4	1.358,1	1.275,7
		ZEEBRUGGE						23,2	411,9
		BRUSELAS	7,3	34,0	56,7	90,7	98,0	6,8	19,3
		LIEGE						39,0	8,6
		TOTAL	7,3	398,4	904,7	1.303,1	1.310,4	1.427,0	1.715,5
	PORTUGAL	LISBOA	2,3	7,2	609,1	616,2	618,5	771,4	810,9
		SETUBAL		242,2	40,1	282,3	282,3	71,2	64,5
		LEIXOES		5,5	150,1	155,6	155,6	64,4	35,2
		SINES			2,2	2,2	2,2		
		TOTAL	2,3	254,9	801,4	1.056,3	1.058,6	907,1	910,6
	SWEDEN	HELSINBORG			462,0	462,0	462,0	560,7	1.181,5
		GOTHEMBURGO			73,9	73,9	73,9	107,2	58,1
		ESTOCOLMO			1,3	1,3	1,3		
		TOTAL			537,3	537,3	537,3	667,9	1.239,6
	POLAND	GDYNIA		69,5	413,5	483,0	483,0	566,4	636,5
		VARSOVIA		53,0	239,8	292,9	292,9	50,7	55,5
		TOTAL		122,5	653,4	775,9	775,9	617,1	692,0
	GREECE	PIRAEUS		123,6	166,2	289,8	289,8	481,6	541,0
		SALONICA		194,1	9,7	203,8	203,8	58,8	81,9
		THESSALONIKI		50,0	102,9	152,8	152,8	4,5	
		HERAKLION			25,7	25,7	25,7		
		ATENAS	1,3					1,3	8,1
	TOTAL	1,3	367,7	304,5	672,2	673,5	544,9	631,0	
	DENMARK	AARHUS		1,7	579,1	580,8	580,8	485,2	503,2
		COPENHAGEN		28,0	97,7	125,7	125,7	52,2	93,8
		TOTAL		29,7	676,8	706,5	706,5	537,4	597,0
	NORWAY	OSLO		59,1	442,6	501,7	501,7	541,3	541,2
		STAVANGER			17,4	17,4	17,4	13,9	12,4
		TOTAL		59,1	460,0	519,1	519,1	555,2	553,5
	IRELAND	DUBLIN	3,5	11,2	458,2	469,4	472,8	485,4	429,8
		TOTAL	3,5	11,2	458,2	469,4	472,8	485,4	429,8
	TURKEY	MERSIN		46,3	253,6	299,9	308,0	103,0	95,0
		AMBARLI			106,3	106,3	106,3	96,6	75,0
		IZMIR			22,8	22,8	22,8	24,2	24,6
		ESTAMBUL	1,3		20,1	20,1	21,3	7,2	33,3
		TOTAL	1,3	46,3	402,8	449,1	458,4	231,0	227,9
	LITHUANIA	KLEIPEDA		28,0	70,9	99,0	99,0	153,0	92,6
		TOTAL		28,0	70,9	99,0	99,0	153,0	92,6
	CYPRUS	LIMASSOL			66,6	66,6	66,6	87,8	104,6
		LARNACA	3,7				3,7	0,5	0,3
TOTAL		3,7		66,6	66,6	70,3	88,3	104,9	
FINLAND	HELSINSKY			43,6	43,6	43,6	54,0	53,9	
	TOTAL			43,6	43,6	43,6	54,0	53,9	
ESTONIA	TALLIN						81,9	59,9	
	TOTAL						81,9	59,9	
MALTA	MALTA			14,0	14,0	26,7	47,1	38,1	
	VELETTA			11,1	11,1	11,1		1,8	
	TOTAL			25,0	25,0	37,8	47,1	39,9	
SWITZERLAND	ZURICH	0,5		29,8	29,8	30,3	27,8	28,2	
	BASILEA			10,0	10,0	10,0	2,2	13,3	
	SUIZA			1,0	1,0	1,0		5,5	
	GINEBRA	0,3				0,3	0,8		
	TOTAL	0,8		40,8	40,8	41,6	30,9	47,1	

## Destination in Europe

Season 2008/2009 (Thousand cases)

COAST	COUNTRY	PORT	AIR FREIGHT	SEA FREIGHT			TOTAL			
				CHARTER	LINER	TOTAL	2008-09	2007-08	2006-07	
CONT	ROMANIA	CONSTANZA			7,5	7,5	7,5	68,8	31,8	
		BUCAREST						2,4		
		TOTAL			7,5	7,5	7,5	71,3	31,8	
	UKRAINE	ODESSA				8,0	8,0	8,0	25,4	50,2
		TOTAL				8,0	8,0	8,0	25,4	50,2
	ICELAND	KEFLAVIK			4,6	17,3	21,8	21,8	28,9	10,8
		TOTAL			4,6	17,3	21,8	21,8	28,9	10,8
	CZECH REPUBLIC	PRAGA			4,1	4,4	8,5	8,5	2,2	10,8
		BYSICE			7,7		7,7	7,7	4,0	4,4
		TOTAL			11,8	4,4	16,2	16,2	6,2	15,2
	AUSTRIA	VIENA				17,8	17,8	17,8	5,2	2,0
		LINZ				1,7	1,7	1,7	4,5	0,5
		SALZBURGO							2,0	
		TOTAL				19,5	19,5	19,5	11,7	2,5
	KAZAKHSTAN	ALMATY		4,0		7,6	7,6	11,6	2,2	
		URALSK			11,4		11,4	11,4		
		TOTAL		4,0	11,4	7,6	19,0	23,0	2,2	
	BULGARIA	VARNA				4,5	4,5	4,5	2,4	
		TOTAL				4,5	4,5	4,5	2,4	
	CROATIA	RIJEKA				3,1	3,1	3,1	1,8	
SPLIT					1,0	1,0	1,0			
TOTAL					4,2	4,2	4,2	1,8		
LUXEMBOURG	LUXEMBURGO								5,5	
	TOTAL								5,5	
LATVIA	RIGA							2,2		
	TOTAL							2,2		
<b>TOTAL CONTINENTAL EUROPE</b>			<b>628,0</b>	<b>17.172</b>	<b>43.966</b>	<b>61.138</b>	<b>62.314</b>	<b>66.439</b>	<b>60.095</b>	
UK	ENGLAND	SHEERNESS		4.928,3	33,8	4.962,1	4.962,1	6.543,2	5.808,4	
		FELIXSTOWE			1.038,2	1.038,2	1.038,2	4.647,3	6.651,1	
		TILBURI		128,8	7.417,4	7.546,3	7.555,5	3.283,0	1.319,9	
		BRISTOL		404,9	1,9	406,8	406,8	1.600,6	1.578,4	
		LONDRES	163,2	5,5	9,5	15,0	178,2	447,0	484,5	
		DOVER						15,7		
		ISLAS FALKLAND	2,9				2,9	2,5	1,9	
		ENGLAND (NOT DEF)							5,3	
		HEATROW	0,3				0,3	1,3	1,5	
		PORT STANLEY	0,08				0,08	0,08	0,1	
	TOTAL	166,4	5.467,5	8.500,8	13.968	14.144	16.541	15.851		
	NORTHERN IRELAND	BELFAST							7,0	
	TOTAL								7,0	
<b>TOTAL UNITED KINGDOM</b>			<b>166,4</b>	<b>5.468</b>	<b>8.501</b>	<b>13.968</b>	<b>14.144</b>	<b>16.541</b>	<b>15.858</b>	
RUS	RUSSIA	SAN PETERSBURGO		6.362,0	665,7	7.027,7	7.030,2	9.425,6	5.539,4	
		VLADIVOSTOK			71,5	71,5	71,5	85,8	22,0	
		MOSCU	17,7				17,7	31,4	86,1	
		DOMODEDOVO	9,8				9,8	11,1	15,1	
		NOVOROSIYSK						8,2	11,4	
TOTAL	27,5	6.362,0	737,3	7.099,3	7.129,2	9.562,2	5.674,0			
<b>TOTAL RUSSIA</b>			<b>27,5</b>	<b>6.362</b>	<b>737</b>	<b>7.099</b>	<b>7.129</b>	<b>9.562</b>	<b>5.674</b>	
<b>TOTAL EUROPE</b>			<b>821,9</b>	<b>29.001</b>	<b>53.204</b>	<b>82.205</b>	<b>83.587</b>	<b>92.542</b>	<b>81.627</b>	

## Destination in Latin America

Season 2008/2009 (Thousand cases)

COUNTRY	PORT	AIR FREIGHT	SEA FREIGHT			LAND FREIGHT	TOTAL			
			CHARTER	LINER	TOTAL		2008-09	2007-08	2006-07	
MÉXICO	LAZARO		8.8	3,340.4	3,349.2		3,349.2	2,088.8	1,148.8	
	MANZANILLO			909.8	909.8		909.8	1,885.5	3,526.3	
	C.DE MEXICO	16.5		11.5	11.5		28.0	636.7	1,299.5	
	GUADALAJARA			51.3	51.3		51.3	431.2	979.7	
	CHIHUAHUA								34.6	
	VERACRUZ				22.6	22.6		22.6	1.4	2.4
	MONTERREY								13.0	
	<b>TOTAL</b>	<b>16.5</b>	<b>8.8</b>	<b>4,335.6</b>	<b>4,344.4</b>	<b>4,360.9</b>	<b>5,043.6</b>	<b>7,004.2</b>		
COLOMBIA	BUENAVENTURA		25.2	4,658.5	4,683.7		4,683.7	4,736.2	4,418.7	
	BARRANQUILLA			73.2	73.2		73.2	64.9	47.5	
	CARTAGENA		14.3	136.9	151.1		151.1	6.8	16.6	
	BOGOTA	3.2					3.2	6.2	4.6	
	<b>TOTAL</b>	<b>3.2</b>	<b>39.4</b>	<b>4,868.5</b>	<b>4,908.0</b>	<b>4,911.2</b>	<b>4,814.2</b>	<b>4,487.4</b>		
BRASIL	SAO PAULO					866.2	866.2	1,600.2	3,022.0	
	IGUACU FOZ					1,540.2	1,540.2	286.6	94.2	
	SAO BORJA					1,310.3	1,310.3	156.5	5.1	
	DIONISIO CERQUEIRA					670.3	670.3	198.2	14.4	
	FARROUPILHA					107.4	107.4	129.3	31.1	
	CURTIVA					44.8	44.8	124.8	94.3	
	RIO DE JANEIRO	0.5				39.3	39.8	84.4	129.0	
	VITORINO					9.5	9.5	43.2	97.4	
	PARANAGUA			30.5	30.5	2.9	33.3	49.9	28.5	
	URUGUAINA					71.5	71.5	24.7	10.6	
	PORTO ALEGRE					12.2	12.2	25.9	42.8	
	VITORIA			2.4	2.4	2.3	4.7	37.4	26.9	
	SANTA CATARINA							13.8	46.1	
	BRASILIA					19.6	19.6	16.9	10.3	
	ITAJAI			11.7	11.7		11.7	15.9	15.2	
	SANTOS			21.2	21.2		21.2	15.1	6.1	
	FRAIBURGO					4.5	4.5	23.6	8.7	
	PARANA							13.8	17.2	
	CAMPINAS							7.2	16.1	
	GUARULITOS	13.7					13.7	0.9		
	RIO GRANDE			6.3	6.3		6.3	2.3	4.5	
	MINAS GERAIS							2.6	3.4	
	RECIFE					0.5	0.5	4.2		
	SUAPE				1.0	1.0		1.0	2.2	
	BAHIA							2.3		
	SALVADOR-BAHIA				0.7	0.7		0.7	0.7	
<b>TOTAL</b>	<b>14.2</b>	<b>73.8</b>	<b>73.8</b>	<b>4,701.5</b>	<b>4,789.5</b>	<b>2,882.6</b>	<b>3,723.9</b>			
ECUADOR	GUAYAQUIL	0.9	12.2	3,559.2	3,571.4		3,572.3	3,349.1	3,428.7	
	ECUADOR (NOT DEF)								2.7	
	QUITO	0.8					0.8		0.6	
	<b>TOTAL</b>	<b>1.7</b>	<b>12.2</b>	<b>3,559.2</b>	<b>3,571.4</b>	<b>3,573.1</b>	<b>3,349.1</b>	<b>3,432.0</b>		
VENEZUELA	LA GUAIRA			2,833.9	2,833.9		2,833.9	2,951.2	2,537.0	
	PTO.CABELLO			359.6	359.6		359.6	409.0	539.0	
	CARACAS	52.6					52.6	31.1	36.7	
	ISLAS MARGARITA			13.5	13.5		13.5	24.6	18.8	
	MARACAIBO			17.6	17.6		17.6	11.0		
	EL GUAMACHE			4.5	4.5		4.5		3.5	
	MAIQUETIA	3.1					3.1			
	VENEZUELA (NOT DEF)	0.08					0.08			
<b>TOTAL</b>	<b>55.8</b>	<b>3,229.2</b>	<b>3,229.2</b>	<b>3,285.0</b>	<b>3,426.9</b>	<b>3,135.1</b>				
PERÚ	TACNA					1,873.9	1,873.9	1,422.2	1,528.4	
	CALLAO		1.3	765.1	766.4		766.4	679.3	455.8	
	LIMA					3.7	3.7	10.6	92.9	
	<b>TOTAL</b>	<b>1.3</b>	<b>765.1</b>	<b>766.4</b>	<b>1,877.5</b>	<b>2,643.9</b>	<b>2,112.0</b>	<b>2,077.1</b>		

## Destination in Latin America

Season 2008/2009 (Thousand cases)

COUNTRY	PORT	AIR FREIGHT	SEA FREIGHT			LAND FREIGHT	TOTAL		
			CHARTER	LINER	TOTAL		2008-09	2007-08	2006-07
ARGENTINA	MENDOZA					1,098.4	1,098.4	413.7	216.3
	BUENOS AIRES					109.3	109.3	506.0	429.7
	CORDOBA					57.1	57.1	142.4	181.1
	CORRIENTES								5.8
	EZEIZA							4.6	
	TUCUMAN							2.1	
	RIO NEGRO							1.3	0.5
	ARGENTINA (NOT DEF)								1.4
	ROSARIO							0.6	
	TOTAL						1,264.7	1,264.7	1,070.8
COSTA RICA	SAN JOSE	3.6		397.2	397.2		400.8	508.4	484.5
	CALDERA			279.4	279.4		279.4	320.4	354.5
	PTO.LIMON			54.7	54.7		54.7		1.2
	TOTAL	3.6		731.3	731.3		735.0	828.8	840.2
EL SALVADOR	SAN SALVADOR	0.3		439.4	439.4		439.7	443.7	504.7
	ACAJUTLA			38.8	38.8		38.8	109.2	134.1
	TOTAL	0.3		478.2	478.2		478.5	553.0	638.8
BOLIVIA	LA PAZ					685.3	685.3	456.2	454.0
	COCHABAMBA							0.5	12.6
	ORURO							2.2	
	SANTA CRUZ								1.1
	TOTAL					685.3	685.3	458.9	467.6
GUATEMALA	CIUDAD DE GUATEMALA	0.4		258.8	258.8		259.2	335.5	364.4
	QUETZAL			210.4	210.4		210.4	201.2	205.3
	TOTAL	0.4		469.1	469.1		469.5	536.7	569.7
PUERTO RICO	SAN JUAN	0.8		453.8	453.8		454.6	441.9	535.9
	PUERTO RICO								0.2
	TOTAL	0.8		453.8	453.8		454.6	441.9	536.2
HONDURAS	SAN PEDRO DE SULA			160.9	160.9		160.9	192.9	174.8
	TEGUCIGALPA			77.1	77.1		77.1	75.7	106.3
	PUERTO CORTES			29.4	29.4		29.4	10.1	12.6
	TOTAL			267.5	267.5		267.5	278.7	293.6
REPÚBLICA DOMINICANA	CAUCEDO			194.7	194.7		194.7	201.3	322.9
	TOTAL			194.7	194.7		194.7	201.3	322.9
PANAMÁ	CIUDAD DE PANAMA	1.4		58.8	58.8		60.2	94.7	228.8
	BALBOA			214.3	214.3		214.3	62.2	30.4
	MANZANILLO PANAMA			4.5	4.5		4.5	11.4	
	PANAMA	0.5					0.5	0.2	1.0
	PUERTO CRISTOBAL			0.02	0.02		0.02		
	TOTAL	1.9		277.5	277.5		279.5	168.5	260.2
LA MARTINICA	LA MARTINICA	0.2		159.0	159.0		159.1	143.5	156.0
	TOTAL	0.2		159.0	159.0		159.1	143.5	156.0
URUGUAY	MONTEVIDEO	0.7				92.9	93.6	46.0	41.3
	PAISANDU					17.8	17.8	6.1	
	TOTAL	0.7				110.7	111.5	52.1	41.3
NICARAGUA	MANAGUA			30.1	30.1		30.1	34.2	57.2
	CORINTO			8.8	8.8		8.8	1.3	
	TOTAL			38.9	38.9		38.9	35.5	57.2
CUBA	LA HABANA			35.6	35.6		35.6	49.2	45.3
	TOTAL			35.6	35.6		35.6	49.2	45.3
CURAZAO	WILLEMSTAD			18.3	18.3		18.3	7.8	19.2
	CURAZAO			1.0	1.0		1.0		
	TOTAL			19.3	19.3		19.3	7.8	19.2
GUADELOUPE	BASSE TERRE			4.0	4.0		4.0	20.8	9.3
	TOTAL			4.0	4.0		4.0	20.8	9.3
BARBADOS	BRIDGTOWN			5.8	5.8		5.8	8.6	7.6
	TOTAL			5.8	5.8		5.8	8.6	7.6
BAHAMAS	GRAN BAHAMAS			8.1	8.1		8.1		
	TOTAL			8.1	8.1		8.1		

## Destination in Latin America

Season 2008/2009 (Thousand cases)

COUNTRY	PORT	AIR FREIGHT	SEA FREIGHT			LAND FREIGHT	TOTAL			
			CHARTER	LINER	TOTAL		2008-09	2007-08	2006-07	
TRINIDAD Y TOBAGO	TRINIDAD TOBAGO								4.3	
	PUERTO ESPANA								1.5	
	TOTAL								5.8	
PARAGUAY	ASUNCION					3.3	3.3	1.4	0.4	
	TOTAL					3.3	3.3	1.4	0.4	
HAITI	PUERTO PRINCIPE								1.2	
	TOTAL								1.2	
JAMAICA	KINGSTON			0.03	0.03		0.03			
	TOTAL			0.03	0.03		0.03			
<b>TOTAL LATIN AMERICA</b>			99.4	61.8	19,974	20,036	8,643.1	28,778	26,486	28,967

## Destination in Far East

Season 2008/2009 (Thousand cases)

COUNTRY	PORT	AIR FREIGHT	SEA FREIGHT			TOTAL		
			CHARTER	LINER	TOTAL	2008-09	2007-08	2006-07
HONG KONG	HONG-KONG	156.7	169.2	8,185.2	8,354.5	8,511.1	5,533.8	4,699.0
	TOTAL	156.7	169.2	8,185.2	8,354.5	8,511.1	5,533.8	4,699.0
TAIWAN	KEELUNG		72.5	3,951.8	4,024.3	4,024.3	3,863.9	3,186.1
	KAOHSIUNG		4.1	166.8	171.0	171.0	320.7	559.7
	TAIPEI	105.2	12.1	28.6	40.7	145.9	176.2	214.1
	TAICHUNG		2.3	143.9	146.2	146.2	163.4	147.6
	TAIWAN			7.8	7.8	7.8	2.7	5.1
	TOTAL	105.2	91.0	4,298.8	4,389.9	4,495.0	4,526.9	4,112.6
SOUTH KOREA	PUSAN		17.9	3,857.2	3,875.2	3,875.2	3,962.4	3,864.1
	SEOUL	0.03				0.03		2.9
	INCHON			1.6	1.6	1.6		
	TOTAL	0.03	17.9	3,858.8	3,876.8	3,876.8	3,962.4	3,867.0
JAPAN	TOKYO	47.6	1.4	783.4	784.7	832.3	968.2	1,376.5
	OSAKA	4.0	2.3	410.6	412.9	416.8	531.9	839.1
	YOKOHAMA			318.1	318.1	318.1	372.5	563.4
	KOBE			253.0	253.0	253.0	208.7	453.8
	NARITA	116.2				116.2	107.0	138.3
	HAKATA			7.1	7.1	7.1	7.1	4.3
	NAGOYA			4.3	4.3	4.3	4.8	8.6
	TOTAL	167.7	3.6	1,776.5	1,780.1	1,947.8	2,200.2	3,384.1
CHINA	DALIAN		20.4	413.9	434.3	434.3	418.8	493.9
	SHANGAI	5.0	3.4	478.1	481.5	486.5	401.3	259.1
	GUANGZHOU		87.4	355.9	443.2	443.2	376.9	274.9
	SHENZHEN		65.8	252.9	318.6	318.6		
	TIANJIN			8.7	8.7	8.7	14.2	
	XINGANG						4.4	9.0
	BEIJING	1.8				1.8	1.0	
	TOTAL	6.8	176.9	1,509.4	1,686.3	1,693.2	1,216.8	1,037.0
INDIA	NHAVA SHEVA		4.5	268.3	272.8	272.8	438.2	318.8
	CHENNAI		5.5	163.6	169.1	169.1	269.2	252.4
	JAWAHARLAL NEHRU			63.8	63.8	63.8	274.1	218.4
	TUTICURIN			23.4	23.4	24.3	31.2	13.2
	NEW DELHI	3.6				3.6	6.3	2.4
	BOMBAY			1.1	1.1	1.1	0.3	2.4
	TOTAL	3.6	10.0	520.2	530.3	534.8	1,019.2	807.6
MALAYSIA	KEE LANG		18.7	468.2	486.8	486.8	448.5	338.6
	PENANG			54.5	54.5	54.5	51.2	24.2
	PASIR GUDANG						16.0	6.8
	KUALA LUMPUR	2.8				2.8	2.9	2.3
	KOTA KINABALU			4.6	4.6	4.6		2.9
	SIBU			3.5	3.5	3.5		
	KUCHING							1.1
	TOTAL	2.8	18.7	530.8	549.4	552.2	518.6	376.0
THE PHILIPPINES	MANILA	0.5	16.9	538.9	555.8	556.3	391.3	404.0
	TOTAL	0.5	16.9	538.9	555.8	556.3	391.3	404.0
NEW ZEALAND	AUCKLAND			280.9	280.9	280.9	296.9	293.2
	CHRISTCHURCH			4.5	4.5	4.5	32.9	70.5
	WELLINGTON			4.5	4.5	4.5	24.5	36.3
	TOTAL			289.8	289.8	289.8	354.2	400.0
INDONESIA	YAKARTA		4.6	188.9	193.5	193.5	328.6	164.0
	SURABAYA			22.8	22.8	22.8	63.8	18.7
	BELAWANDELI			2.3	2.3	2.3		8.2
	TOTAL		4.6	214.0	218.5	218.5	392.3	190.9
THAILAND	BANGKOK	13.6	11.8	91.2	103.0	116.5	133.7	61.3
	LAEM CHABANG			119.7	119.7	119.7	63.4	19.5
	TOTAL	13.6	11.8	210.9	222.7	236.2	197.1	80.8
SINGAPORE	SINGAPUR	4.8	4.2	146.2	150.4	155.3	160.5	152.2
	TOTAL	4.8	4.2	146.2	150.4	155.3	160.5	152.2
VIETNAM	HOCHIMINH			86.9	86.9	86.9	85.0	69.3
	HAIPHONG			21.0	21.0	21.0	15.5	38.4
	TOTAL			107.9	107.9	107.9	100.5	107.8
SRI LANKA	COLOMBO						15.8	38.5
	TOTAL						15.8	38.5

## Destination in Far East

Season 2008/2009 (Thousand cases)

COUNTRY	PORT	AIR FREIGHT	SEA FREIGHT			TOTAL		
			CHARTER	LINER	TOTAL	2008-09	2007-08	2006-07
TAHITI	PAPEETE	4.5		9.7	9.7	14.2	10.9	16.4
	TAHITI							0.4
	TOTAL	4.5		9.7	9.7	14.2	10.9	16.8
GEORGIA	POTY			12.2	12.2	12.2	24.0	2.3
	TOTAL			12.2	12.2	12.2	24.0	2.3
CAMBODIA	SIHANOUKVILLE			6.8	6.8	6.8	9.0	9.3
	TOTAL			6.8	6.8	6.8	9.0	9.3
SYRIA	LATAKIA			11.0	11.0	11.0	11.8	
	TOTAL			11.0	11.0	11.0	11.8	
NEW CALEDONIA	NOUMEA			7.4	7.4	7.4	4.3	2.3
	TOTAL			7.4	7.4	7.4	4.3	2.3
AZERBAIJAN	BAKU	0.1		8.2	8.2	8.3	2.4	
	TOTAL	0.1		8.2	8.2	8.3	2.4	
BANGLADESH	CHITTAGONG							3.7
	TOTAL							3.7
AUSTRALIA	MELBOURNE							0.6
	ADELAIDE			0.1	0.1	0.1		
	SYDNEY							0.006
	TOTAL			0.1	0.1	0.1		0.6
<b>TOTAL FAR EAST</b>			<b>466.3</b>	<b>524.9</b>	<b>22,243</b>	<b>22,768</b>	<b>23,235</b>	<b>20,656</b>
								<b>19,688</b>



## Destination in Middle East

Season 2008/2009 (Thousand cases)

COUNTRY	PORT	AIR FREIGHT	SEA FREIGHT			LAND FREIGHT	TOTAL		
			CHARTER	LINER	TOTAL		2008-09	2007-08	2006-07
SAUDI ARABIA	JEDDAH	2.6	452.0	1,853.6	2,305.6		2,308.2	2,044.5	2,552.8
	DAMMAN		929.4	154.7	1,084.1		1,084.1	2,372.3	1,628.4
	ARABIA SAUDITA					15.9	15.9		
	RIYADH			1.0	1.0		1.0	3.2	
	<b>TOTAL</b>		<b>2.6</b>	<b>1,381.4</b>	<b>2,009.3</b>	<b>3,390.6</b>	<b>15.9</b>	<b>3,409.2</b>	<b>4,419.9</b>
UNITED ARAB EMIRATES	DUBAI	0.6		1,533.8	1,533.8	9.2	1,543.7	1,888.3	1,319.4
	SHARJAH		845.6	9.5	855.1	5.4	860.5	301.3	582.1
	ABUDHABI		322.1	53.4	375.4		375.4	403.1	141.6
	DOHA			55.1	55.1		55.1	48.7	25.8
	AQABA			47.0	47.0		47.0	13.5	19.8
	<b>TOTAL</b>	<b>0.6</b>	<b>1,167.7</b>	<b>1,698.8</b>	<b>2,866.5</b>	<b>14.6</b>	<b>2,881.7</b>	<b>2,654.8</b>	<b>2,088.8</b>
IRAN	BUSHIRE		393.8		393.8		393.8	76.7	366.4
	BANDAR-ABBAS			79.5	79.5		79.5	405.9	21.2
	<b>TOTAL</b>		<b>393.8</b>	<b>79.5</b>	<b>473.3</b>		<b>473.3</b>	<b>482.5</b>	<b>387.6</b>
KUWAIT	KUWAIT		36.2	327.0	363.1		363.1	295.8	337.3
	<b>TOTAL</b>		<b>36.2</b>	<b>327.0</b>	<b>363.1</b>		<b>363.1</b>	<b>295.8</b>	<b>337.3</b>
OMAN	MUSCAT			140.1	140.1		140.1	135.9	243.4
	<b>TOTAL</b>			<b>140.1</b>	<b>140.1</b>		<b>140.1</b>	<b>135.9</b>	<b>243.4</b>
LIBYA	TRIPOLI			93.6	93.6	1.2	94.8	72.2	71.1
	ELKHOMS			48.9	48.9		48.9	76.3	25.0
	BENGHASI			2.5	2.5		2.5	7.5	35.5
	<b>TOTAL</b>			<b>145.0</b>	<b>145.0</b>	<b>1.2</b>	<b>146.2</b>	<b>156.0</b>	<b>131.5</b>
EGYPT	PORT SAID			152.6	152.6		152.6	37.2	
	DAMIETTA							90.3	72.8
	EL CAIRO			5.6	5.6		5.6		
	ALEJANDRIA							4.8	
	<b>TOTAL</b>			<b>158.2</b>	<b>158.2</b>		<b>158.2</b>	<b>132.4</b>	<b>72.8</b>
BAHRAIN	BAHRAIN			25.9	25.9		25.9	83.3	47.0
	<b>TOTAL</b>			<b>25.9</b>	<b>25.9</b>		<b>25.9</b>	<b>83.3</b>	<b>47.0</b>
ARGELIA	ARGEL			49.8	49.8		49.8	15.8	12.9
	<b>TOTAL</b>			<b>49.8</b>	<b>49.8</b>		<b>49.8</b>	<b>15.8</b>	<b>12.9</b>
LEBANON	BEIRUT			17.3	17.3		17.3	3.4	10.7
	<b>TOTAL</b>			<b>17.3</b>	<b>17.3</b>		<b>17.3</b>	<b>3.4</b>	<b>10.7</b>
BENIN	COTONOU			15.0	15.0		15.0	6.7	3.8
	<b>TOTAL</b>			<b>15.0</b>	<b>15.0</b>		<b>15.0</b>	<b>6.7</b>	<b>3.8</b>
TUNEZ	TUNIS								5.9
	<b>TOTAL</b>								<b>5.9</b>
SUDAN	PORT SUDAN								5.0
	<b>TOTAL</b>								<b>5.0</b>
MAROCCO	CASA BLANCA			3.2	3.2		3.2		
	<b>TOTAL</b>			<b>3.2</b>	<b>3.2</b>		<b>3.2</b>		
JORDAN	AMMAN							2.4	
	<b>TOTAL</b>							<b>2.4</b>	
GHANA	TEMA			2.3	2.3		2.3		
	<b>TOTAL</b>			<b>2.3</b>	<b>2.3</b>		<b>2.3</b>		
MAURITANIA	NOUAKCHOT			1.2	1.2		1.2		
	<b>TOTAL</b>			<b>1.2</b>	<b>1.2</b>		<b>1.2</b>		
<b>TOTAL MIDDLE EAST</b>			<b>3.2</b>	<b>2,979.0</b>	<b>4,672.7</b>	<b>31.7</b>	<b>7,686.6</b>	<b>8,388.8</b>	<b>7,527.9</b>

## Destination in North America

Season 2008/2009 (Tons)

COAST	COUNTRY	PORT	AIR FREIGHT	SEA FREIGHT		LAND FREIGHT	TOTAL			
				CHARTER	LINER		2008-09	2007-08	2006-07	
EAST	U.S.A.	FILADELFA		313,599	64,188		377,788	358,851	391,064	
		WILMINGTON D.		117,430	3,101.2		120,532	117,373	149,935	
		NEW YORK	966.5		32,834		33,801	27,466	21,152	
		MIAMI	8,221.9		13,389		21,998	22,925	19,720	
		NEW JERSEY			11,370		11,370	1,484.3	11,723	
		ELIZABETH			13,959		13,959	5,700.3	2,239.0	
		EVERGLADES			2,447.2		2,447.2	4,753.3	5,460.0	
		HOUSTON	3.6	20.4	3,008.0		3,032.0	3,013.3	3,613.7	
		DALLAS	224.7	0.7			225.4	208.1	316.1	
		BALTIMORE			49.4		49.4		626.8	
		CHICAGO	127.5				127.5	121.2	294.6	
		ATLANTA	161.5				161.5	101.5	145.1	
		SAVANNAH			352.6		352.6			
		WASHINGTON	24.0				24.0	147.4	145.3	
		JACKSONVILLE						43.0	1.1	
		OAKLAND							23.3	
		NORFOLK							21.5	
		J.F.KENNEDY	1.0				1.0	1.2		
		BOSTON						1.0		
		SAN ANTONIO						0.005		
	<b>TOTAL</b>			<b>9,730.5</b>	<b>431,050</b>	<b>144,699</b>	<b>386.7</b>	<b>585,867</b>	<b>542,189</b>	<b>606,481</b>
	CANADA	TORONTO	286.9	303.7	13,254		13,845	13,830	15,117	
		MONTREAL	9.9	61.2	11,199		11,270	9,074.9	11,759	
		HALIFAX	0.1		122.9		123.0	546.9	1,989.3	
		CAMBRIDGE						155.6	144.3	
		ONTARIO	7.9	114.7			122.6	77.3	36.2	
		QUEBEC	6.2		21.5		27.7	21.2		
CALGARY								32.1		
<b>TOTAL</b>			<b>311.0</b>	<b>479.5</b>	<b>24,597</b>		<b>25,388</b>	<b>23,705</b>	<b>29,078</b>	
<b>TOTAL EAST</b>			<b>10,042</b>	<b>431,530</b>	<b>169,297</b>	<b>386.7</b>	<b>611,254</b>	<b>565,894</b>	<b>635,559</b>	
WEST	U.S.A.	LOS ANGELES	1,178.4	147,167	42,365	34.0	190,745	196,613	253,849	
		LONG BEACH		15,070	43,266		58,337	62,547	51,355	
		SEATTLE		122.9	10,655		10,778	10,726	14,851	
		CALIFORNIA			1,725.3		1,725.3	2,865.0	441.6	
		SAN PEDRO			4,404.1		4,404.1			
		PORTLAND						61.6	359.5	
		HONOLULU						27.9	41.6	
	SAN FRANCISCO	6.3				6.3	1.2	7.8		
	<b>TOTAL</b>			<b>1,184.7</b>	<b>162,360</b>	<b>102,416</b>	<b>34.0</b>	<b>265,994</b>	<b>272,841</b>	<b>320,905</b>
	CANADA	VANCOUVER		15.8	4,379.3		4,395.1	2,121.1	2,454.3	
<b>TOTAL</b>			<b>15.8</b>	<b>4,379.3</b>		<b>4,395.1</b>	<b>2,121.1</b>	<b>2,454.3</b>		
<b>TOTAL WEST</b>			<b>1,184.7</b>	<b>162,376</b>	<b>106,795</b>	<b>34.0</b>	<b>270,390</b>	<b>274,963</b>	<b>323,360</b>	
<b>TOTAL NORTH AMERICA</b>			<b>11,226</b>	<b>593,906</b>	<b>276,092</b>	<b>420.7</b>	<b>881,644</b>	<b>840,857</b>	<b>958,919</b>	

## Destination in Europe

Season 2008/2009 (Tons)

COAST	COUNTRY	PORT	AIR FREIGHT	SEA FREIGHT			TOTAL			
				CHARTER	LINER	TOTAL	2008-09	2007-08	2006-07	
CONT	THE NETHERLANDS	ROTTERDAM		56,328	183,673	240,001	240,292	274,888	220,196	
		FLUSHING		16,140	258.4	16,399	16,399	26,199	19,622	
		AMSTERDAM	294.3	2.4	116.9	119.3	413.6	465.0	536.5	
		TOTAL	294.3	72,471	184,048	256,519	257,104	301,552	240,354	
	SPAIN	ALGECIRA				25,262	25,262	25,262	29,698	28,617
		BARCELONA	3.2	6,621.1	11,450	18,071	18,565	20,588	23,676	
		VALENCIA			11,990	11,990	12,062	15,763	18,215	
		TARRAGONA		2,399.8	2,886.5	5,286.3	5,353.5	7,421.0	4,332.6	
		SANTA CRUZ DE TENE	43.0		2,864.4	2,864.4	2,929.4	3,704.8	5,546.3	
		LAS PALMAS	14.5	444.6	2,212.9	2,657.4	2,806.7	4,127.7	4,351.5	
		MARIN			4,808.0	4,808.0	4,808.0	2,404.3	3,977.4	
		BILBAO		613.7	4,140.5	4,754.2	4,754.2	3,351.8	2,234.4	
		VIGO			79.9	79.9	79.9	543.0	3,840.5	
		MADRID	564.1	33.0		33.0	659.9	753.2	505.2	
		ALICANTE				298.5	298.5	298.5	266.3	150.8
		ISLAS CANARIAS						15.2	338.9	314.6
		MALAGA				24.0	24.0	24.0	453.9	66.2
		MELILLA				147.7	147.7	147.7	64.4	85.6
	CADIZ				208.0	208.0	208.0	77.0		
	BARAJAS								15.1	
	TOTAL	624.8	10,112	66,372	76,484	77,973	89,556	95,928		
	ITALY	LIVORNO			489.1	29,719	30,208	31,253	31,126	28,804
		VADO			18,896	12,096	30,992	32,532	19,789	23,122
		GENOVA			70.4	1,327.8	1,398.2	1,699.1	10,134	5,239.0
		LA SPEZIA			1.1	3,433.4	3,434.5	3,434.5	1,772.4	3,522.2
		SALERMO				1,762.3	1,762.3	1,762.3	1,555.7	1,144.4
		MILAN	172.1					197.2	304.9	206.8
		ALBENGA	85.2					85.2	116.9	148.6
		NAPOLES				153.9	153.9	153.9	73.6	100.6
		ROMA	5.3					23.2	38.6	44.9
		RAVENNA				67.6	67.6	67.6		
		MALPENSA	39.9					39.9	8.5	0.9
		VERONA	11.3					11.3	21.9	
		LINATE	3.8					3.8		
		VENEZIA	1.2					1.2	0.9	1.3
	TOTAL	318.7	19,457	48,559	68,016	71,264	64,943	62,335		
	GERMANY	HAMBURGO			8,975.4	26,714	35,689	35,689	16,042	16,705
		BREMEN				20.8	20.8	20.8	2,482.0	2,257.9
		FRANKFURT	234.5					234.5	343.5	195.9
		MUNICH	2.0					2.0	53.6	
		GERMANY (NOT DEF)								25.7
		COLONIA	5.1					5.1		
		MUNCHEN	2.8					2.8		
		NUREMBERG								0.09
TOTAL	244.3	8,975.4	26,735	35,710	35,954	18,921	19,185			
FRANCE	MARSELLA			2,287.9	6,063.9	8,351.8	8,351.8	11,824	8,815.8	
	LE HAVRE			59.5	4,625.8	4,685.3	4,685.3	6,152.8	5,217.4	
	DUNKERQUE				1,210.7	1,210.7	1,210.7	2,906.3	5,590.0	
	PARIS	526.6	973.8	2,209.4	3,183.3	3,771.5	779.7	640.6		
	BASSE TERRE				551.8	551.8	551.8	507.7	581.2	
	LABATUT				425.6	425.6	425.6	179.2	615.1	
	CEDEX	0.4	164.5	705.2	869.7	870.1	2.3			
	ISLA REUNION				22.4	22.4	22.4		61.6	
	FRANCIA	0.9					0.9		0.5	
TOTAL	527.9	3,485.8	15,815	19,301	19,890	22,352	21,522			

## Destination in Europe

Season 2008/2009 (Tons)

COAST	COUNTRY	PORT	AIR FREIGHT	SEA FREIGHT			TOTAL		
				CHARTER	LINER	TOTAL	2008-09	2007-08	2006-07
CONT	BELGIUM	AMBERES		2,674.0	8,431.8	11,106	11,106	15,852	13,556
		ZEEBRUGGE						171.0	3,876.3
		BRUSELAS	24.7	246.8	621.3	868.1	892.8	23.2	166.4
		LIEGE						142.9	30.5
		TOTAL	24.7	2,920.7	9,053.2	11,974	11,999	16,189	17,630
	PORTUGAL	LISBOA	10.9	90.3	6,592.8	6,683.1	6,694.0	9,614.8	8,913.9
		SETUBAL		2,487.2	384.4	2,871.6	2,871.6	892.1	607.3
		LEIXOES		56.8	1,629.3	1,686.1	1,686.1	656.9	386.5
		SINES			22.3	22.3	22.3		
		TOTAL	10.9	2,634.4	8,628.8	11,263	11,274	11,164	9,907.8
	GREECE	PIRAEUS		2,122.4	2,371.2	4,493.6	4,493.6	6,576.4	7,911.5
		SALONICA		2,639.0	67.5	2,706.5	2,706.5	660.4	962.9
		THESSALONIKI		711.4	1,122.2	1,833.5	1,833.5	41.1	
		HERAKLION			402.3	402.3	402.3		
		ATENAS	4.4				4.4		72.9
	TOTAL	4.4	5,472.7	3,963.2	9,435.9	9,440.4	7,277.9	8,947.3	
	SWEDEN	HELSINBORG			6,496.3	6,496.3	6,496.3	5,995.9	10,454
		GOTHEMBURGO			306.8	306.8	306.8	466.9	232.4
		ESTOCOLMO			15.6	15.6	15.6		
		TOTAL			6,818.7	6,818.7	6,818.7	6,462.9	10,687
	POLAND	GDYNIA		542.4	3,431.8	3,974.2	3,974.2	5,168.0	5,453.5
		VARSOVIA		416.5	2,129.3	2,545.7	2,545.7	443.4	502.1
		TOTAL		958.9	5,561.1	6,519.9	6,519.9	5,611.4	5,955.5
	TURKEY	MERSIN		706.8	5,795.6	6,502.4	6,611.4	1,913.6	1,656.2
		AMBARLI			1,483.6	1,483.6	1,483.6	1,360.2	1,002.8
		IZMIR			468.0	468.0	468.0	513.1	452.2
		ESTAMBUL	6.8		299.4	299.4	306.2	130.2	464.7
		TOTAL	6.8	706.8	8,046.6	8,753.4	8,869.2	3,917.1	3,575.9
	DENMARK	AARHUS		24.8	4,654.6	4,679.4	4,679.4	4,325.0	4,295.9
		COPENHAGEN		210.2	965.2	1,175.4	1,175.4	881.7	848.3
		TOTAL		235.0	5,619.8	5,854.8	5,854.8	5,206.8	5,144.2
	NORWAY	OSLO		302.7	4,256.9	4,559.5	4,559.5	4,881.7	5,116.3
		STAVANGER			217.4	217.4	217.4	177.1	156.6
		TOTAL		302.7	4,474.3	4,776.9	4,776.9	5,058.7	5,272.9
IRELAND	DUBLIN	16.9	101.8	4,220.0	4,321.9	4,338.7	4,710.4	5,128.3	
	TOTAL	16.9	101.8	4,220.0	4,321.9	4,338.7	4,710.4	5,128.3	
CYPRUS	LIMASSOL			804.3	804.3	804.3	1,107.6	1,228.2	
	LARNACA	18.2				18.2	2.5	1.3	
	TOTAL	18.2		804.3	804.3	822.5	1,110.1	1,229.5	
LITHUANIA	KLEIPEDA		228.1	594.4	822.5	822.5	1,451.3	818.7	
	TOTAL		228.1	594.4	822.5	822.5	1,451.3	818.7	
FINLAND	HELSINSKY			553.7	553.7	553.7	712.3	858.8	
	TOTAL			553.7	553.7	553.7	712.3	858.8	
MALTA	MALTA			211.8	211.8	423.7	706.1	546.1	
	VELETTA			185.2	185.2	185.2		18.1	
	TOTAL			396.9	396.9	608.8	706.1	564.2	
SWITZERLAND	ZURICH	2.9		331.5	331.5	334.4	298.5	316.6	
	BASILEA			110.0	110.0	110.0	41.4	138.4	
	SUIZA			10.0	10.0	10.0		22.1	
	GINEBRA	1.0				1.0	2.7		
	TOTAL	3.9		451.5	451.5	455.4	342.6	477.1	

## Destination in Europe

Season 2008/2009 (Tons)

COAST	COUNTRY	PORT	AIR FREIGHT	SEA FREIGHT			TOTAL		
				CHARTER	LINER	TOTAL	2008-09	2007-08	2006-07
CONT	ESTONIA	TALLIN						671.7	494.9
		TOTAL						671.7	494.9
	ROMANIA	CONSTANZA			66.4	66.4	66.4	666.4	349.1
		BUCAREST						19.3	
		TOTAL			66.4	66.4	66.4	685.7	349.1
	UKRAINE	ODESSA			80.2	80.2	80.2	233.6	479.8
		TOTAL			80.2	80.2	80.2	233.6	479.8
	ICELAND	KEFLAVIK		37.4	152.4	189.8	189.8	237.1	89.4
		TOTAL		37.4	152.4	189.8	189.8	237.1	89.4
	AUSTRIA	VIENA			189.0	189.0	189.0	52.6	20.0
		LINZ			20.4	20.4	20.4	45.0	5.0
		SALZBURGO						20.0	
		TOTAL			209.4	209.4	209.4	117.6	25.0
	KAZAKHSTAN	ALMATY		13.8	143.4	143.4	157.2	5.0	
		URALSK			159.4	159.4	159.4		
		TOTAL		13.8	159.4	143.4	302.9	316.7	5.0
	CZECH REPUBLIC	PRAGA			33.5	40.1	73.6	17.7	88.6
		BYSICE			63.0		63.0	33.1	36.2
TOTAL				96.4	40.1	136.5	50.8	124.8	
CROATIA	RIJEKA			31.4	31.4	31.4	26.9		
	SPLIT			19.8	19.8	19.8			
	TOTAL			51.2	51.2	51.2	26.9		
BULGARIA	VARNA			41.0	41.0	41.0	24.0		
	TOTAL			41.0	41.0	41.0	24.0		
LATVIA	RIGA						22.4		
	TOTAL						22.4		
LUXEMBURGO	LUXEMBURGO							8.3	
	TOTAL							8.3	
<b>TOTAL CONTINENTAL EUROPE</b>			<b>2,109.7</b>	<b>128,355</b>	<b>401,500</b>	<b>529,855</b>	<b>536,431</b>	<b>569,320</b>	<b>517,091</b>
UK	ENGLAND	SHEERNESS		36,475	220.5	36,695	36,695	49,918	44,225
		TILBURI		1,190.7	61,558	62,749	62,810	37,242	12,207
		FELIXSTOWE			12,193	12,193	12,193	35,125	59,919
		BRISTOL		3,239.6	12.4	3,251.9	3,251.9	13,044	14,954
		LONDRES	601.9	31.6	47.5	79.1	681.0	2,489.4	1,546.8
		DOVER						118.7	
		ISLAS FALKLAND	39.2				39.2	33.8	16.1
		ENGLAND (NOT DEF)							19.8
		HEATROW	2.1				2.1	1.4	7.7
		PORT STANLEY	0.7				0.7	0.9	1.3
	TOTAL	643.9	40,937	74,031	114,968	115,673	137,974	132,897	
	BELFAST							105.0	
	TOTAL							105.0	
<b>TOTAL UNITED KINGDOM</b>			<b>643.9</b>	<b>40,937</b>	<b>74,031</b>	<b>114,968</b>	<b>115,673</b>	<b>137,974</b>	<b>133,002</b>
RUS	RUSSIA	SAN PETERSBURGO		69,646	7,081.7	76,728	76,762	101,539	63,290
		VLADIVOSTOK			618.3	618.3	618.3	895.4	320.6
		MOSCU	69.0				69.0	105.7	581.0
		NOVOROSSIYSK						149.0	216.1
		DOMODEDOVO	34.1				34.1	25.6	26.3
	TOTAL	103.1	69,646	7,700.0	77,346	77,483	102,714	64,434	
<b>TOTAL RUSSIA</b>			<b>103.1</b>	<b>69,646</b>	<b>7,700</b>	<b>77,346</b>	<b>77,483</b>	<b>102,714</b>	<b>64,434</b>
<b>TOTAL EUROPE</b>			<b>2,856.7</b>	<b>238,938</b>	<b>483,231</b>	<b>722,169</b>	<b>729,587</b>	<b>810,008</b>	<b>714,527</b>

## Destination in Latin America

Season 2008/2009 (Tons)

COUNTRY	PORT	AIR FREIGHT	SEA FREIGHT			LAND FREIGHT	TOTAL		
			CHARTER	LINER	TOTAL		2008-09	2007-08	2006-07
COLOMBIA	BUENAVENTURA		435.9	79,028	79,463		79,463	79,169	74,644
	BARRANQUILLA			1,304.5	1,304.5		1,304.5	1,161.1	854.7
	CARTAGENA		203.1	2,288.7	2,491.8		2,491.8	128.2	267.0
	BOGOTA	16.0					16.0	33.2	24.2
	<b>TOTAL</b>	<b>16.0</b>	<b>639.0</b>	<b>82,621</b>	<b>83,260</b>		<b>83,276</b>	<b>80,491</b>	<b>75,790</b>
ECUADOR	GUAYAQUIL	4.5	207.2	59,405	59,612		59,617	56,735	59,624
	ECUADOR (NOT DEF)								11.1
	QUITO	3.9					3.9		3.1
	<b>TOTAL</b>	<b>8.4</b>	<b>207.2</b>	<b>59,405</b>	<b>59,612</b>		<b>59,621</b>	<b>56,735</b>	<b>59,638</b>
MÉXICO	LAZARO		88.4	32,841	32,929		32,929	20,720	13,233
	MANZANILLO			8,271.0	8,271.0		8,271.0	18,824	34,057
	C.DE MEXICO	76.6		169.8	169.8		246.4	6,382.1	14,000
	GUADALAJARA			463.6	463.6		463.6	4,668.8	10,805
	VERACRUZ			261.0	261.0		261.0	17.1	46.0
	CHIHUAHUA								283.4
	MONTERREY								114.7
	<b>TOTAL</b>	<b>76.6</b>	<b>88.4</b>	<b>42,006</b>	<b>42,095</b>		<b>42,171</b>	<b>50,612</b>	<b>72,539</b>
VENEZUELA	LA GUAIRA			47,513	47,513		47,513	49,340	42,889
	PTO.CABELLO			6,298.7	6,298.7		6,298.7	6,829.9	9,593.7
	ISLAS MARGARITA			205.5	205.5		205.5	349.0	353.3
	CARACAS	237.3					237.3	169.4	190.5
	MARACAIBO			176.0	176.0		176.0	110.0	
	EL GUAMACHE			37.3	37.3		37.3		42.4
	MAIQUETIA	15.6					15.6		
	VENEZUELA (NOT DEF)	0.3					0.3		
<b>TOTAL</b>	<b>253.2</b>		<b>54,230</b>	<b>54,230</b>		<b>54,484</b>	<b>56,798</b>	<b>53,068</b>	
PERÚ	TACNA					32,666	32,666	24,865	28,053
	CALLAO		23.0	13,759	13,782		13,782	11,773	8,071.3
	LIMA					68.2	68.2	200.7	1,620.0
	<b>TOTAL</b>		<b>23.0</b>	<b>13,759</b>	<b>13,782</b>	<b>32,734</b>	<b>46,517</b>	<b>36,839</b>	<b>37,744</b>
BRASIL	SAO PAULO					8,113.2	8,113.2	14,932	30,739
	IGUACU FOZ					16,251	16,251	3,107.6	1,179.2
	SAO BORJA					12,559	12,559	1,601.1	50.1
	DIONISIO CERQUEIRA					6,747.1	6,747.1	1,978.2	144.6
	CURTIVA					508.9	508.9	1,812.7	1,471.4
	RIO DE JANEIRO	5.0				357.2	362.2	741.6	1,427.0
	FARROUPILHA					1,013.0	1,013.0	1,167.7	299.6
	VITORINO					77.8	77.8	411.3	1,132.9
	URUGUAINA					867.1	867.1	241.2	154.3
	PARANAGUA			304.7	304.7	43.2	347.9	551.9	308.7
	PORTO ALEGRE					110.4	110.4	239.9	495.4
	VITORIA			23.8	23.8	18.9	42.7	414.9	304.6
	ITAJAI			117.0	117.0		117.0	222.0	219.9
	SANTA CATARINA							103.9	424.4
	SANTOS			215.3	215.3		215.3	178.3	66.1
	FRAIBURGO					44.5	44.5	325.8	86.2
	BRASILIA					186.8	186.8	174.6	91.0
	PARANA							216.3	159.1
	CAMPINAS							55.6	179.1
	RIO GRANDE			51.6	51.6		51.6	20.6	34.3
	MINAS GERAIS							25.8	64.9
	RECIFE					4.5	4.5	43.6	
	GUARULITOS	37.2						37.2	6.2
	SUAPE			19.6	19.6			19.6	20.2
	BAHIA							20.6	
	SALVADOR-BAHIA			8.5	8.5			8.5	6.5
	<b>TOTAL</b>	<b>42.2</b>		<b>740.4</b>	<b>740.4</b>	<b>46,903</b>	<b>47,686</b>	<b>28,620</b>	<b>39,032</b>
COSTA RICA	SAN JOSE	13.3		5,524.9	5,524.9		5,538.2	7,762.0	7,217.0
	CALDERA			4,568.1	4,568.1		4,568.1	5,102.4	5,737.5
	PTO.LIMON			968.4	968.4		968.4		24.6
	<b>TOTAL</b>	<b>13.3</b>		<b>11,061</b>	<b>11,061</b>		<b>11,075</b>	<b>12,864</b>	<b>12,979</b>

## Destination in Latin America

Season 2008/2009 (Tons)

COUNTRY	PORT	AIR FREIGHT	SEA FREIGHT			LAND FREIGHT	TOTAL		
			CHARTER	LINER	TOTAL		2008-09	2007-08	2006-07
BOLIVIA	LA PAZ					14,863	14,863	9,823.0	10,061
	COCHABAMBA							4.9	301.4
	ORURO							51.3	
	SANTA CRUZ								21.0
	TOTAL					14,863	14,863	9,879.2	10,383
ARGENTINA	MENDOZA					12,116	12,116	4,418.8	2,285.5
	BUENOS AIRES					1,069.8	1,069.8	5,100.2	4,387.0
	CORDOBA					650.5	650.5	1,464.7	1,894.9
	CORRIENTES								57.6
	TUCUMAN							41.2	
	EZEIZA							37.8	
	RIO NEGRO							6.6	2.5
	ROSARIO							6.0	
	ARGENTINA (NOT DEF)								4.9
	TOTAL					13,837	13,837	11,075	8,632.3
EL SALVADOR	SAN SALVADOR	1.5		6,601.4	6,601.4		6,602.9	6,765.4	7,745.9
	CAJUTLA			472.0	472.0		472.0	1,740.6	2,109.6
	TOTAL	1.5		7,073.4	7,073.4		7,074.9	8,506.0	9,855.5
GUATEMALA	CIUDAD DE GUATEMALA	2.0		3,833.9	3,833.9		3,836.0	5,024.8	5,706.1
	QUETZAL			3,087.8	3,087.8		3,087.8	3,091.4	2,918.2
	TOTAL	2.0		6,921.8	6,921.8		6,923.8	8,116.2	8,624.3
PUERTO RICO	SAN JUAN	4.1		4,450.5	4,450.5		4,454.6	4,826.3	5,615.3
	PUERTO RICO								1.7
	TOTAL	4.1		4,450.5	4,450.5		4,454.6	4,826.3	5,616.9
HONDURAS	SAN PEDRO DE SULA			2,264.2	2,264.2		2,264.2	2,895.6	2,588.6
	TEGUCIGALPA			1,024.7	1,024.7		1,024.7	1,200.4	1,854.5
	PUERTO CORTES			413.6	413.6		413.6	117.4	143.2
	TOTAL			3,702.5	3,702.5		3,702.5	4,213.4	4,586.2
REPÚBLICA DOMINICANA	CAUCEDO			2,476.9	2,476.9		2,476.9	2,677.8	5,199.0
	TOTAL			2,476.9	2,476.9		2,476.9	2,677.8	5,199.0
PANAMÁ	CIUDAD DE PANAMA	5.4		805.9	805.9		811.3	1,044.5	2,969.0
	BALBOA			2,506.1	2,506.1		2,506.1	713.3	441.3
	MANZANILLO PANAMA			61.0	61.0		61.0	143.4	
	PANAMA	2.0					2.0	1.5	5.1
	PUERTO CRISTOBAL			0.2	0.2		0.2		
TOTAL	7.4		3,373.2	3,373.2		3,380.6	1,902.7	3,415.4	
LA MARTINICA	LA MARTINICA	0.7		1,915.0	1,915.0		1,915.7	1,623.7	1,870.7
	TOTAL	0.7		1,915.0	1,915.0		1,915.7	1,623.7	1,870.7
URUGUAY	MONTEVIDEO	2.9				1,205.8	1,208.6	515.1	435.1
	PAISANDU					241.5	241.5	60.8	
	TOTAL	2.9				1,447.3	1,450.2	575.9	435.1
CUBA	LA HABANA			657.3	657.3		657.3	902.9	801.2
	TOTAL			657.3	657.3		657.3	902.9	801.2
NICARAGUA	MANAGUA			390.3	390.3		390.3	513.1	944.4
	CORINTO			119.5	119.5		119.5	20.8	
	TOTAL			509.7	509.7		509.7	533.9	944.4
CURAZAO	WILLEMSTAD			278.7	278.7		278.7	96.6	269.8
	CURAZAO			19.1	19.1		19.1		
	TOTAL			297.9	297.9		297.9	96.6	269.8
GUADELOUPE	BASSE TERRE			58.9	58.9		58.9	320.5	92.5
	TOTAL			58.9	58.9		58.9	320.5	92.5
BARBADOS	BRIDGTOWN			48.5	48.5		48.5	86.9	113.8
	TOTAL			48.5	48.5		48.5	86.9	113.8
BAHAMAS	GRAN BAHAMAS			66.2	66.2		66.2		
	TOTAL			66.2	66.2		66.2		
PARAGUAY	ASUNCION					37.1	37.1	13.6	6.5
	TOTAL					37.1	37.1	13.6	6.5
JAMAICA	KINGSTON			0.3	0.3		0.3		
	TOTAL			0.3	0.3		0.3		
TOTAL LATIN AMERICA		428.3	957.7	295,376	296,333	109,821	406,583	378,310	411,724

## Destination in Far East

Season 2008/2009 (Tons)

COUNTRY	PORT	AIR FREIGHT	SEA FREIGHT			TOTAL		
			CHARTER	LINER	TOTAL	2008-09	2007-08	2006-07
HONG KONG	HONG-KONG	657.8	1,319.9	70,650	71,970	72,628	46,720	42,683
	TOTAL	657.8	1,319.9	70,650	71,970	72,628	46,720	42,683
TAIWAN	KEELUNG		968.5	45,868	46,837	46,837	47,980	39,395
	KAOHSIUNG		82.3	2,688.0	2,770.3	2,770.3	4,952.0	8,776.4
	TAICHUNG		18.7	1,553.9	1,572.6	1,572.6	1,872.5	1,722.9
	TAIPEI	453.8	65.1	142.8	207.9	661.7	830.9	1,069.0
	TAIWAN			53.7	53.7	53.7	11.7	25.5
	TOTAL	453.8	1,134.7	50,307	51,441	51,895	55,647	50,989
SOUTH KOREA	PUSAN		160.5	34,119	34,280	34,280	33,590	34,558
	SEOUL	0.3				0.3		23.2
	INCHON			16.0	16.0	16.0		
	TOTAL	0.3	160.5	34,135	34,296	34,296	33,590	34,582
JAPAN	TOKYO	80.7	23.5	10,110	10,134	10,215	12,736	17,683
	OSAKA	8.0	3.4	6,360.8	6,364.2	6,372.1	8,335.5	12,335
	YOKOHAMA			3,106.1	3,106.1	3,106.1	3,343.7	5,065.0
	KOBE			2,815.6	2,815.6	2,815.6	2,212.7	5,524.3
	NARITA	215.7				215.7	180.3	250.1
	HAKATA			121.4	121.4	121.4	122.1	74.3
	NAGOYA			35.4	35.4	35.4	65.6	109.7
	TOTAL	304.4	26.9	22,550	22,577	22,881	26,996	41,041
INDIA	NHAVA SHEVA		91.5	4,907.8	4,999.3	4,999.3	8,173.2	5,890.8
	CHENNAI		112.1	3,265.3	3,377.4	3,377.4	5,350.3	5,013.9
	JAWAHARLAL NEHRU			1,008.6	1,008.6	1,008.6	4,992.0	4,219.3
	TUTICURIN			471.0	471.0	489.6	627.9	265.5
	BOMBAY			22.6	22.6	22.6	1.3	46.1
	NEW DELHI	10.7				10.7	15.4	7.6
	TOTAL	10.7	203.5	9,675.4	9,878.9	9,908.3	19,160	15,443
CHINA	DALIAN		158.6	4,701.3	4,859.9	4,859.9	4,174.0	5,606.3
	SHANGAI	25.4	23.4	4,885.1	4,908.5	4,933.9	3,301.7	2,444.8
	GUANGZHOU		713.1	3,322.7	4,035.8	4,035.8	3,630.1	2,953.3
	SHENZHEN		535.1	2,610.9	3,146.0	3,146.0		
	TIANJIN			166.0	166.0	166.0	183.6	
	XINGANG						36.4	85.3
	BEIJING	9.2				9.2	5.0	
	TOTAL	34.6	1,430.2	15,686	17,116	17,151	11,331	11,090
MALAYSIA	KEE LANG		153.0	4,274.8	4,427.7	4,427.7	4,051.6	3,421.8
	PENANG			509.5	509.5	509.5	473.7	257.7
	PASIR GUDANG						189.6	59.6
	KOTA KINABALU			37.4	37.4	37.4		49.5
	SIBU			42.4	42.4	42.4		
	KUALA LUMPUR	12.3				12.3	14.4	11.3
	KUCHING							20.4
	SELANGOR							0.8
TOTAL	12.3	153.0	4,864.1	5,017.0	5,029.4	4,729.3	3,821.1	
THE PHILIPPINES	MANILA	2.6	138.5	4,475.8	4,614.3	4,616.8	3,213.4	3,323.5
	TOTAL	2.6	138.5	4,475.8	4,614.3	4,616.8	3,213.4	3,323.5
NEW ZEALAND	AUCKLAND			2,328.2	2,328.2	2,328.2	2,434.7	2,482.7
	CHRISTCHURCH			36.5	36.5	36.5	269.7	581.5
	WELLINGTON			36.6	36.6	36.6	200.5	297.4
	TOTAL			2,401.3	2,401.3	2,401.3	2,904.9	3,361.5
INDONESIA	YAKARTA		37.4	1,631.0	1,668.4	1,668.4	3,025.9	1,689.2
	SURABAYA			186.6	186.6	186.6	522.9	180.3
	BELAWANDELI			46.0	46.0	46.0		107.3
	TOTAL		37.4	1,863.6	1,901.0	1,901.0	3,548.8	1,976.8
SINGAPORE	SINGAPUR	19.1	28.5	1,382.0	1,410.5	1,429.6	1,454.1	1,480.6
	TOTAL	19.1	28.5	1,382.0	1,410.5	1,429.6	1,454.1	1,480.6
THAILAND	BANGKOK	64.9	74.5	796.7	871.3	936.1	1,128.3	559.0
	LAEM CHABANG			997.5	997.5	997.5	531.5	184.9
	TOTAL	64.9	74.5	1,794.3	1,868.8	1,933.7	1,659.8	743.9
VIETNAM	HOCHIMINH			889.0	889.0	889.0	826.3	810.2
	HAIPHONG			185.5	185.5	185.5	126.9	412.2
	TOTAL			1,074.5	1,074.5	1,074.5	953.3	1,222.4
SRI LANKA	COLOMBO						310.4	755.9
	TOTAL						310.4	755.9



## Destination in Far East

Season 2008/2009 (Tons)

COUNTRY	PORT	AIR FREIGHT	SEA FREIGHT			TOTAL			
			CHARTER	LINER	TOTAL	2008-09	2007-08	2006-07	
GEORGIA	POTY			146.3	146.3	146.3	382.1	42.3	
	TOTAL			146.3	146.3	146.3	382.1	42.3	
TAHITI	PAPEETE	25.0		131.7	131.7	156.7	76.9	124.5	
	TAHITI							2.7	
	TOTAL	25.0		131.7	131.7	156.7	76.9	127.2	
CAMBODIA	SIHANOUKVILLE			55.1	55.1	55.1	73.2	105.2	
	TOTAL			55.1	55.1	55.1	73.2	105.2	
SYRIA	LATAKIA			97.5	97.5	97.5	116.0		
	TOTAL			97.5	97.5	97.5	116.0		
AZERBAIJAN	BAKU	0.6		148.8	148.8	149.4	42.8		
	TOTAL	0.6		148.8	148.8	149.4	42.8		
NEW CALEDONIA	NOUMEA			71.1	71.1	71.1	37.6	21.1	
	TOTAL			71.1	71.1	71.1	37.6	21.1	
BANGLADESH	CHITTAGONG						72.4		
	TOTAL						72.4		
AUSTRALIA	MELBOURNE						8.8		
	ADELAIDE			1.0	1.0	1.0			
	SYDNEY						0.05		
	TOTAL			1.0	1.0	1.0	8.9		
<b>TOTAL FAR EAST</b>			1,586.0	4,707.6	221,511	226,219	227,823	213,028	212,809

## Destination in Middle East

Season 2008/2009 (Tons)

COUNTRY	PORT	AIR FREIGHT	SEA FREIGHT			LAND FREIGHT	TOTAL		
			CHARTER	LINER	TOTAL		2008-09	2007-08	2006-07
SAUDI ARABIA	JEDDAH	12.8	7,444.5	22,198	29,643		29,656	25,562	33,525
	DAMMAN		12,413	1,959.1	14,372		14,372	31,724	19,584
	ARABIA SAUDITA					98.3	98.3		
	RIYADH			9.9	9.9		9.9	36.2	
	TOTAL	12.8	19,857	24,167	44,025	98.3	44,136	57,322	53,109
UNITED ARAB EMIRATES	DUBAI	2.6		17,381	17,381	57.4	17,441	25,210	17,467
	SHARJAH		12,038	104.1	12,142	44.3	12,186	4,146.6	7,797.5
	ABUDHABI		4,110.2	608.0	4,718.2		4,718.2	5,006.4	1,895.0
	DOHA			833.8	833.8		833.8	824.7	473.4
	AOABA			696.7	696.7		696.7	233.4	377.3
	TOTAL	2.6	16,148	19,624	35,772	101.6	35,876	35,421	28,010
IRAN	BUSHIRE		5,019.3		5,019.3		5,019.3	461.7	4,483.0
	BANDAR-ABBAS			1,171.6	1,171.6		1,171.6	5,532.5	381.0
	TOTAL		5,019.3	1,171.6	6,190.9		6,190.9	5,994.1	4,864.1
KUWAIT	KUWAIT		442.4	4,071.5	4,513.9		4,513.9	4,103.9	3,954.5
	TOTAL		442.4	4,071.5	4,513.9		4,513.9	4,103.9	3,954.5
OMAN	MUSCAT			2,490.2	2,490.2		2,490.2	2,561.6	4,332.5
	TOTAL			2,490.2	2,490.2		2,490.2	2,561.6	4,332.5
LIBYA	TRIPOLI			1,849.7	1,849.7	21.2	1,870.9	1,198.7	1,252.4
	ELKHOMS			892.9	892.9		892.9	1,370.3	458.5
	BENGHASI			48.0	48.0		48.0	124.4	641.2
	TOTAL			2,790.6	2,790.6	21.2	2,811.8	2,693.4	2,352.1
EGYPT	PORT SAID			1,618.4	1,618.4		1,618.4	355.6	
	DAMIETTA							869.0	891.9
	ALEJANDRIA							48.0	
	EL CAIRO			16.9	16.9		16.9		
	TOTAL			1,635.3	1,635.3		1,635.3	1,272.6	891.9
BAHRAIN	BAHRAIN			346.5	346.5		346.5	1,123.0	748.0
	TOTAL			346.5	346.5		346.5	1,123.0	748.0
ARGELIA	ARGEL			651.8	651.8		651.8	188.8	72.0
	TOTAL			651.8	651.8		651.8	188.8	72.0
LEBANON	BEIRUT			180.2	180.2		180.2	41.5	121.1
	TOTAL			180.2	180.2		180.2	41.5	121.1
BENIN	COTONOU			134.6	134.6		134.6	78.5	43.4
	TOTAL			134.6	134.6		134.6	78.5	43.4
TUNEZ	TUNIS								107.0
	TOTAL								107.0
SUDAN	PORT SUDAN								94.8
	TOTAL								94.8
MAROCCO	CASA BLANCA			68.4	68.4		68.4		
	TOTAL			68.4	68.4		68.4		
JORDAN	AMMAN							42.3	
	TOTAL							42.3	
MAURITANIA	NOUAKCHOT			23.7	23.7		23.7		
	TOTAL			23.7	23.7		23.7		
GHANA	TEMA			18.7	18.7		18.7		
	TOTAL			18.7	18.7		18.7		
<b>TOTAL MIDDLE EAST</b>		<b>15.3</b>	<b>41,467</b>	<b>57,374</b>	<b>98,841</b>	<b>221.2</b>	<b>99,078</b>	<b>110,844</b>	<b>98,701</b>

**Table Grapes Weekly Departures to North America**  
Season 2008/2009 (Tons)

WEEK	CHARTER			LINER			TOTAL SEA FREIGHT			AIR FREIGHT			TOTAL		
	2008-09	2007-08	2006-07	2008-09	2007-08	2006-07	2008-09	2007-08	2006-07	2008-09	2007-08	2006-07	2008-09	2007-08	2006-07
44						53.1			53.1						53.1
45						302.1			302.1						302.1
46			28.3			229.8			258.2						258.2
47			3,280.8			69.0			3,349.7						3,349.7
48	1,491.0	1,581.3	10,038	141.8			1,632.9	1,581.3	10,038				1,632.9	1,581.3	10,038
49	4,084.6	3,615.7	12,218	46.7	74.8		4,131.3	3,690.5	12,218				4,131.3	3,690.5	12,218
50	3,708.6	5,734.6	21,112	187.0		17.7	3,895.6	5,734.6	21,130			5.5	3,895.6	5,734.6	21,136
51	19,539	7,049.0	18,098	12.8	170.9	70.8	19,552	7,219.9	18,169		173.9	37.8	19,552	7,393.8	18,207
52	16,745	14,623	20,121	123.0	28.7	17.7	16,868	14,651	20,139			1.6	16,868	14,651	20,141
1	8,235.6	17,655	20,288	1,539.7		88.6	9,775.3	17,655	20,377				9,775.3	17,655	20,377
2	21,185	22,688	28,599	174.4	46.9	106.3	21,359	22,735	28,706	0.008	4.9		21,359	22,740	28,706
3	27,055	25,182	18,888	305.7	47.4	268.7	27,361	25,229	19,157		6.5		27,361	25,236	19,157
4	27,951	30,495	25,669	770.4	242.8	277.5	28,721	30,737	25,947	4.9	2.8	4.0	28,726	30,740	25,951
5	31,917	25,091	29,438	354.5	2,004.1	138.7	32,272	27,095	29,577	5.3	2.8	3.2	32,277	27,098	29,580
6	28,441	31,471	30,959	1,169.3	675.9	171.9	29,610	32,147	31,131	2.5	3.6	7.2	29,613	32,150	31,138
7	29,221	26,515	24,909	1,041.4	348.6	239.4	30,262	26,863	25,148	0.02	0.8	2.2	30,262	26,864	25,151
8	32,154	19,172	29,640	1,116.9	479.0	76.0	33,271	19,651	29,716				33,271	19,651	29,716
9	28,437	19,538	28,923	4,778.7	990.9	322.2	33,216	20,529	29,245	2.2		1.5	33,218	20,529	29,247
10	38,132	23,159	28,821	2,833.6	596.7	358.6	40,965	23,756	29,180	1.1	0.4		40,966	23,756	29,180
11	40,589	22,674	22,351	1,231.1	49.4	361.3	41,820	22,724	22,712		0.4		41,820	22,724	22,712
12	39,225	25,840	22,017	2,046.1	4,565.8	542.8	41,271	30,405	22,560				41,271	30,405	22,560
13	39,145	19,418	34,360	3,611.4	5,113.1	381.3	42,756	24,531	34,741			1.4	42,756	24,531	34,743
14	1,951.3	28,390	28,428	305.8	1,376.1	469.3	2,257.2	29,766	28,897		0.4	4.9	2,257.2	29,767	28,902
15	1,680.6	24,306	1,542.7	939.2	209.2	116.2	2,619.7	24,515	1,658.9	3.0			2,622.8	24,515	1,658.9
16	1,198.0	2,818.2		542.3	1,340.2	168.4	1,740.3	4,158.4	168.4				1,740.3	4,158.4	168.4
17	1,587.3	3,540.5	915.0	422.8	796.0	159.4	2,010.1	4,336.5	1,074.4				2,010.1	4,336.5	1,074.4
18	174.1			165.2	424.7	17.7	339.3	424.7	17.7	0.008			339.3	424.7	17.7
19	10.2			111.8	169.1	37.6	122.0	169.1	37.6				122.0	169.1	37.6
20				238.9	69.7	35.4	238.9	69.7	35.4				238.9	69.7	35.4
21				18.7			18.7						18.7		
22				18.7			18.7						18.7		
<b>TOT.2008-09</b>	<b>443,856</b>			<b>24,248</b>			<b>468,104</b>			<b>19.0</b>			<b>468,123</b>		
TOT. 2007-08		400,555			19,820			420,375			196.5			420,571	
TOT. 2006-07			460,644			5,097.6			465,741			69.4			465,811

## Apples Weekly Departures to North America

Season 2008/2009 (Tons)

WEEK	CHARTER			LINER			TOTAL SEA FREIGHT			AIR FREIGHT			TOTAL			
	2008-09	2007-08	2006-07	2008-09	2007-08	2006-07	2008-09	2007-08	2006-07	2008-09	2007-08	2006-07	2008-09	2007-08	2006-07	
31				1,252.5	5,399.0	1,331.1	1,252.5	5,399.0	1,331.1				1,252.5	5,399.0	1,331.1	
32				1,592.0	1,137.9	486.3	1,592.0	1,137.9	486.3				1,592.0	1,137.9	486.3	
33				605.6	520.9	188.0	605.6	520.9	188.0				605.6	520.9	188.0	
34				253.9	200.4	275.3	253.9	200.4	275.3				253.9	200.4	275.3	
35				60.6	100.0	181.3	60.6	100.0	181.3				60.6	100.0	181.3	
36				41.5		117.3	41.5		117.3		0.04		41.5	0.04	117.3	
37					18.8			18.8						18.8		
3					19.6			19.6						19.6		
6	61.1	17.3	318.5			106.1	61.1	17.3	424.6				61.1	17.3	424.6	
7	431.9	375.8	1,037.7	310.4	138.4	839.3	742.4	514.2	1,877.0				742.4	514.2	1,877.0	
8	740.6	1,190.3	2,239.9	1,166.2	571.4	1,393.9	1,906.8	1,761.7	3,633.8	0.05			1,906.8	1,761.8	3,633.8	
9	419.6	488.8	2,311.8	1,771.5	932.8	3,181.5	2,191.1	1,421.6	5,493.3				2,191.1	1,421.6	5,493.3	
10	443.9	877.0	3,229.0	3,580.6	1,906.5	3,158.0	4,024.5	2,783.5	6,387.0				4,024.5	2,783.5	6,387.0	
11	722.3	1,126.1	2,063.4	2,939.7	1,475.8	2,868.3	3,662.0	2,601.9	4,931.8	0.4			3,662.0	2,602.3	4,931.8	
12	635.1	661.6	2,284.0	2,686.1	4,050.7	3,112.8	3,321.2	4,712.3	5,396.8				3,321.2	4,712.3	5,396.8	
13	392.8	587.4	2,010.2	2,933.9	1,446.0	2,400.2	3,326.7	2,033.5	4,410.4			0.007	3,326.7	2,033.5	4,410.4	
14	112.4	1,211.9	1,291.3	2,671.2	3,330.8	3,653.1	2,783.6	4,542.7	4,944.4	0.2		0.01	2,783.6	4,542.7	4,944.4	
15	433.0	19.4	2,746.7	2,324.6	3,800.3	3,491.6	2,757.6	3,819.6	6,238.3				2,757.6	3,819.6	6,238.3	
16	512.7	1,173.6		2,030.5	2,336.3	4,662.3	2,543.2	3,509.9	4,662.3				2,543.2	3,509.9	4,662.3	
17	845.3	4,359.1	3,897.0	2,621.9	3,764.7	3,039.7	3,467.2	8,123.8	6,936.7				3,467.2	8,123.8	6,936.7	
18	481.5			4,315.3	4,328.8	6,045.8	4,796.8	4,328.8	6,045.8				3.3	4,796.8	4,328.8	6,049.1
19	200.9			3,191.4	4,030.8	6,558.4	3,392.3	4,030.8	6,558.4		5.2		3,392.3	4,036.0	6,558.4	
20				5,643.4	5,251.1	5,320.2	5,643.4	5,251.1	5,320.2			0.2	5,643.4	5,251.1	5,320.3	
21				5,322.5	7,062.7	10,117	5,322.5	7,062.7	10,117				5,322.5	7,062.7	10,117	
22		590.4		6,545.8	2,587.9	6,518.9	6,545.8	3,178.4	6,518.9				6,545.8	3,178.4	6,518.9	
23				5,591.0	1,785.8	7,090.9	5,591.0	1,785.8	7,090.9				5,591.0	1,785.8	7,090.9	
24	20.4			5,509.5	3,557.2	7,185.6	5,529.9	3,557.2	7,185.6				5,529.9	3,557.2	7,185.6	
25				6,674.4	8,636.2	12,473	6,674.4	8,636.2	12,473				6,674.4	8,636.2	12,473	
26	1,089.2			6,107.3	6,767.2	6,706.3	7,196.5	6,767.2	6,706.3				7,196.5	6,767.2	6,706.3	
27				5,505.2	5,481.9	5,780.6	5,505.2	5,481.9	5,780.6				5,505.2	5,481.9	5,780.6	
28				3,909.7	7,223.3	2,282.3	3,909.7	7,223.3	2,282.3				3,909.7	7,223.3	2,282.3	
29				4,004.7	4,745.6	3,444.5	4,004.7	4,745.6	3,444.5				4,004.7	4,745.6	3,444.5	
30				1,571.1	4,449.7	2,232.6	1,571.1	4,449.7	2,232.6				1,571.1	4,449.7	2,232.6	
<b>TOT.2008-09</b>	<b>7,542.6</b>			<b>92,734</b>			<b>100,277</b>			<b>0.2</b>			<b>100,277</b>			
TOT. 2007-08		12,679			97,058			109,737			5.7			109,743		
TOT. 2006-07			23,429			116,242			139,672			3.5			139,675	

## Kiwifruits Weekly Departures to North America

Season 2008/2009 (Tons)

WEEK	CHARTER			LINER			TOTAL SEA FREIGHT			AIR FREIGHT			TOTAL		
	2008-09	2007-08	2006-07	2008-09	2007-08	2006-07	2008-09	2007-08	2006-07	2008-09	2007-08	2006-07	2008-09	2007-08	2006-07
31				344.1	1,231.4	308.1	344.1	1,231.4	308.1				344.1	1,231.4	308.1
32				403.9	221.3	147.8	403.9	221.3	147.8				403.9	221.3	147.8
33				231.1	330.4	141.7	231.1	330.4	141.7				231.1	330.4	141.7
34				303.0	94.7	119.3	303.0	94.7	119.3				303.0	94.7	119.3
35				195.8	125.6	118.9	195.8	125.6	118.9				195.8	125.6	118.9
36				347.7	86.4	147.1	347.7	86.4	147.1				347.7	86.4	147.1
37				67.5	75.2	44.8	67.5	75.2	44.8				67.5	75.2	44.8
38				136.0	30.4	52.8	136.0	30.4	52.8				136.0	30.4	52.8
9			22.8												22.8
10	311.9		992.1				311.9		992.1				311.9		992.1
11	800.7	274.8	713.7	19.0	209.7	46.4	819.7	484.5	760.1				819.7	484.5	760.1
12	642.2	846.1	1,246.1	63.3	250.2	114.2	705.5	1,096.3	1,360.3				705.5	1,096.3	1,360.3
13	1,344.0	476.1	1,428.9	581.5	766.1	288.2	1,925.5	1,242.2	1,717.2				1,925.5	1,242.2	1,717.2
14	979.5	452.1	596.3	598.0	955.5	518.0	1,577.5	1,407.6	1,114.3				1,577.5	1,407.6	1,114.3
15	832.0	535.6	702.6	1,606.7	718.7	523.8	2,438.7	1,254.3	1,226.4				2,438.7	1,254.3	1,226.4
16	846.6	542.6		961.4	1,245.6	1,131.9	1,808.0	1,788.2	1,131.9				1,808.0	1,788.2	1,131.9
17	269.0	1,174.3	1,084.6	1,298.8	1,220.1	903.4	1,567.8	2,394.3	1,988.0				1,567.8	2,394.3	1,988.0
18	36.0			1,321.8	2,027.7	2,011.4	1,357.8	2,027.7	2,011.4				1,357.8	2,027.7	2,011.4
19	126.4			1,019.1	1,429.6	1,504.7	1,145.5	1,429.6	1,504.7				1,145.5	1,429.6	1,504.7
20				1,016.7	1,314.2	1,361.8	1,016.7	1,314.2	1,361.8				1,016.7	1,314.2	1,361.8
21				660.5	910.2	1,560.8	660.5	910.2	1,560.8				660.5	910.2	1,560.8
22		39.5		816.8	450.2	1,686.7	816.8	489.7	1,686.7				816.8	489.7	1,686.7
23				628.8	84.1	1,351.2	628.8	84.1	1,351.2				628.8	84.1	1,351.2
24				724.2	106.6	730.9	724.2	106.6	730.9				724.2	106.6	730.9
25				613.2	485.5	959.5	613.2	485.5	959.5				613.2	485.5	959.5
26				580.7	165.7	554.3	580.7	165.7	554.3				580.7	165.7	554.3
27				834.0	201.0	499.7	834.0	201.0	499.7				834.0	201.0	499.7
28				466.7	142.4	134.9	466.7	142.4	134.9				466.7	142.4	134.9
29				525.0	263.1	345.1	525.0	263.1	345.1				525.0	263.1	345.1
30				388.3	407.5	333.4	388.3	407.5	333.4				388.3	407.5	333.4
<b>TOT.2008-09</b>	<b>6,188.1</b>			<b>16,754</b>			<b>22,942</b>						<b>22,942</b>		
TOT. 2007-08		4,341.1			15,549			19,890						19,890	
TOT. 2006-07			6,787.2			17,641			24,428						24,428

## Pears Weekly Departures to North America

Season 2008/2009 (Tons)

WEEK	CHARTER			LINER			TOTAL SEA FREIGHT			AIR FREIGHT			TOTAL		
	2008-09	2007-08	2006-07	2008-09	2007-08	2006-07	2008-09	2007-08	2006-07	2008-09	2007-08	2006-07	2008-09	2007-08	2006-07
52			23.0						23.0						23.0
1		26.5	43.8					26.5	43.8					26.5	43.8
2	146.2	134.8	292.5				146.2	134.8	292.5				146.2	134.8	292.5
3	317.1	372.1	356.3				317.1	372.1	356.3				317.1	372.1	356.3
4	778.8	824.6	705.8				778.8	824.6	705.8				778.8	824.6	705.8
5	710.3	496.9	965.7	23.0	115.2		733.3	612.1	965.7				733.3	612.1	965.7
6	472.0	962.3	749.8	46.1	138.2	46.6	518.1	1,100.6	796.3				518.1	1,100.6	796.3
7	210.9	744.8	835.5	136.2	115.5	157.4	347.1	860.2	992.8				347.1	860.2	992.8
8	354.8	332.5	445.4	115.5	115.2	72.3	470.2	447.7	517.6	0.04			470.2	447.7	517.6
9	301.2	687.8	543.8	69.1	139.0	117.8	370.4	826.8	661.6				370.4	826.8	661.6
10	291.6	486.0	586.4	270.5	46.3	42.0	562.1	532.3	628.3		0.03		562.1	532.3	628.3
11	149.1	489.0	529.9	161.9	411.7	93.0	311.0	900.7	622.8				311.0	900.7	622.8
12	362.9	360.9	349.9	216.2	428.3	171.0	579.0	789.2	520.9				579.0	789.2	520.9
13	215.5	352.1	989.5	340.2	532.2	89.9	555.7	884.3	1,079.4				555.7	884.3	1,079.4
14	23.4	438.4	345.3	283.4	93.6	138.5	306.8	532.0	483.8				306.8	532.0	483.8
15	1,001.6	161.3	506.8	963.7	218.7	653.2	1,965.3	379.9	1,160.1				1,965.3	379.9	1,160.1
16	223.7	614.7		485.0	714.6	535.4	708.7	1,329.2	535.4				708.7	1,329.2	535.4
17	566.4	1,043.4	943.8	843.8	873.3	370.4	1,410.1	1,916.7	1,314.2				1,410.1	1,916.7	1,314.2
18	69.1			1,102.5	616.5	951.5	1,171.6	616.5	951.5				1,171.6	616.5	951.5
19	247.0			524.7	1,331.9	904.4	771.7	1,331.9	904.4				771.7	1,331.9	904.4
20				1,087.3	2,021.6	1,006.8	1,087.3	2,021.6	1,006.8				1,087.3	2,021.6	1,006.8
21				728.3	1,397.9	1,315.0	728.3	1,397.9	1,315.0				728.3	1,397.9	1,315.0
22		222.1		600.3	349.0	1,083.3	600.3	571.1	1,083.3				600.3	571.1	1,083.3
23				511.1	161.5	1,442.2	511.1	161.5	1,442.2				511.1	161.5	1,442.2
24				755.6	697.9	786.7	755.6	697.9	786.7				755.6	697.9	786.7
25				125.8	820.6	591.2	125.8	820.6	591.2				125.8	820.6	591.2
26	144.4			21.2	630.3	38.9	165.6	630.3	38.9				165.6	630.3	38.9
27					177.1	46.6		177.1	46.6					177.1	46.6
28					177.3			177.3						177.3	
29					44.4			44.4						44.4	
<b>TOT.2008-09</b>	<b>6,586.1</b>			<b>9,411.4</b>			<b>15,998</b>						<b>15,998</b>		
TOT. 2007-08		8,750.1			12,368			21,118			0.04			21,118	
TOT. 2006-07			9,213.0			10,654			19,867			0.03			19,867

## Nashi Pears Weekly Departures to North America Season 2008/2009 (Tons)

WEEK	CHARTER			LINER			TOTAL SEA FREIGHT			AIR FREIGHT			TOTAL		
	2008-09	2007-08	2006-07	2008-09	2007-08	2006-07	2008-09	2007-08	2006-07	2008-09	2007-08	2006-07	2008-09	2007-08	2006-07
5			16.1						16.1						16.1
6		81.2	89.3					81.2	89.3					81.2	89.3
7	80.1	119.8	322.9	13.7		61.6	93.8	119.8	384.5				93.8	119.8	384.5
8	168.9	168.2	352.0	75.5	142.1	15.5	244.4	310.2	367.6				244.4	310.2	367.6
9	91.1	402.0	298.1	69.9	105.8	77.1	161.0	507.8	375.1				161.0	507.8	375.1
10	73.1	224.9	345.1	96.2	72.8	62.9	169.3	297.7	407.9				169.3	297.7	407.9
11	163.0	223.1	215.5	66.4	37.4	58.2	229.4	260.5	273.7				229.4	260.5	273.7
12	116.9	138.8	423.0	44.9	341.7	34.7	161.9	480.5	457.6				161.9	480.5	457.6
13	139.3	240.0	645.9	81.1	102.2	50.5	220.5	342.2	696.4				220.5	342.2	696.4
14	3.0	173.4	206.2	57.5	102.3	2.8	60.5	275.7	209.0				60.5	275.7	209.0
15	95.8		63.3	181.5	63.7	308.7	277.4	63.7	372.0				277.4	63.7	372.0
16	82.9	114.0			162.7	100.3	82.9	276.8	100.3			0.008	82.9	276.8	100.3
17	42.2	143.5	142.8	138.3	278.0	46.6	180.5	421.5	189.4				180.5	421.5	189.4
18	31.1			87.1	209.8	248.3	118.2	209.8	248.3				118.2	209.8	248.3
19	13.0			30.0	120.9	93.2	43.0	120.9	93.2				43.0	120.9	93.2
20				14.8	86.5	27.1	14.8	86.5	27.1				14.8	86.5	27.1
21				6.4	194.9	89.5	6.4	194.9	89.5				6.4	194.9	89.5
23								28.2							28.2
24					48.8	23.5		48.8	23.5					48.8	23.5
25					55.5	13.4		55.5	13.4					55.5	13.4
26						73.7			73.7						73.7
27					59.8			59.8						59.8	
28				7.4			7.4						7.4		
<b>TOT.2008-09</b>	<b>1,100.6</b>			<b>970.8</b>			<b>2,071.4</b>						<b>2,071.4</b>		
TOT. 2007-08		2,028.9			2,184.8			4,213.7						4,213.7	
TOT. 2006-07			3,120.1			1,415.7		4,535.7			0.008				4,535.7

## Nectarines Weekly Departures to North America Season 2008/2009 (Tons)

WEEK	CHARTER			LINER			TOTAL SEA FREIGHT			AIR FREIGHT			TOTAL		
	2008-09	2007-08	2006-07	2008-09	2007-08	2006-07	2008-09	2007-08	2006-07	2008-09	2007-08	2006-07	2008-09	2007-08	2006-07
45						7.1			7.1			6.1			13.2
46			380.0			116.8			496.8			54.9			551.7
47			72.5	30.3		84.5	30.3		156.9	2.7	4.2	88.3	33.0	4.2	245.2
48	622.7	283.3	2,262.0	108.5	15.4	13.4	731.1	298.7	2,275.4	38.4	19.1	41.2	769.6	317.7	2,316.6
49	1,929.4	1,022.8	998.8	128.8	82.7	15.4	2,058.2	1,105.6	1,014.2	64.0	21.8	35.8	2,129.4	1,127.4	1,050.0
50	968.2	905.0	957.4	78.6		9.9	1,046.8	905.0	967.3	45.5	44.4	80.4	1,097.3	949.4	1,047.8
51	471.8	909.0	1,409.8		38.6	41.7	471.8	947.6	1,451.5	85.1	48.0	62.3	557.0	995.6	1,513.7
52	1,594.8	883.5	1,910.2	13.3	46.1	64.9	1,608.0	929.5	1,975.1	63.6	82.1	113.6	1,671.6	1,011.6	2,088.7
1	1,023.6	1,984.0	1,465.7	155.1	92.5	35.9	1,178.7	2,076.5	1,501.6	138.0	112.6	164.2	1,316.7	2,189.1	1,665.8
2	1,725.0	2,652.2	2,784.8	50.0	101.1	32.9	1,775.0	2,753.2	2,817.7	158.4	229.6	103.3	1,933.4	3,006.6	2,943.3
3	1,625.3	1,613.2	2,207.9	120.6	109.2	20.9	1,745.9	1,722.4	2,228.9	147.4	194.9	127.9	1,904.9	1,917.3	2,356.7
4	2,424.5	2,738.9	2,679.3	148.6	110.8	36.0	2,573.2	2,849.7	2,715.3	109.2	133.7	181.0	2,686.8	2,983.4	2,913.6
5	2,427.4	2,565.7	2,389.4	99.3	245.7	58.6	2,526.7	2,811.4	2,447.9	206.5	178.2	116.4	2,733.2	2,989.6	2,564.3
6	1,431.1	3,303.7	2,707.5	98.3	111.0	11.4	1,529.3	3,414.7	2,718.9	201.6	190.9	210.9	1,730.9	3,624.1	2,929.8
7	2,500.1	2,049.8	2,803.4	43.0	80.7	67.8	2,543.2	2,130.5	2,871.3	97.8	298.8	134.0	2,679.5	2,429.4	3,016.8
8	2,833.5	2,412.2	2,298.4	191.8	16.4	58.3	3,025.4	2,428.6	2,356.7	70.0	195.0	138.2	3,115.4	2,623.6	2,511.2
9	2,035.1	3,062.6	1,027.8	328.8	82.1	72.4	2,363.9	3,144.7	1,100.2	76.2	178.2	139.1	2,453.0	3,322.9	1,239.2
10	1,350.3	1,866.8	712.5	32.0	156.9	46.8	1,382.3	2,023.7	759.3	125.2	173.6	20.7	1,526.8	2,197.2	780.0
11	641.3	1,090.0	440.0	8.6	14.4	2.6	649.8	1,104.4	442.7	45.0	98.6	0.6	700.8	1,203.1	443.2
12	85.5	312.7	9.6		129.9		85.5	442.6	9.6		35.3		85.5	477.9	9.6
13		1.6	26.4					1.6	27.2					1.6	27.2
14		3.4						3.4						3.4	
<b>TOT.2008-09</b>	<b>25,690</b>			<b>1,635.6</b>			<b>27,325</b>			<b>1,674.7</b>			<b>29,125</b>		
TOT. 2007-08		29,660			1,433.4			31,094			2,239.0			33,375	
TOT. 2006-07			29,544			798.1		30,342			1,818.7				32,228

## Peaches Weekly Departures to North America

Season 2008/2009 (Tons)

WEEK	CHARTER			LINER			TOTAL SEA FREIGHT			AIR FREIGHT			TOTAL		
	2008-09	2007-08	2006-07	2008-09	2007-08	2006-07	2008-09	2007-08	2006-07	2008-09	2007-08	2006-07	2008-09	2007-08	2006-07
43												0.04			0.04
44												5.1			5.1
45						84.3			84.3		0.9	57.7		0.9	142.0
46			480.2			77.9			558.1	39.9	43.3	86.9	39.9	43.3	645.0
47			37.7	321.1	26.0	6.0	321.1	26.0	43.7	20.4	19.3	63.9	341.5	45.3	107.7
48	834.0	544.8	907.3	279.5	121.5		1,113.5	666.3	907.3	24.3	21.0	35.0	1,137.8	687.3	942.3
49	1,285.8	707.2	578.8	47.9	125.8		1,333.8	833.0	578.8	54.8	23.4	42.8	1,394.6	856.4	621.6
50	1,070.4	601.4	1,702.3	67.1			1,137.4	601.4	1,756.5	55.0	79.0	146.9	1,198.5	680.5	1,903.4
51	1,377.2	1,263.6	2,994.5		98.7	155.0	1,377.2	1,362.3	3,149.5	159.6	111.5	129.5	1,536.8	1,473.8	3,318.4
52	3,572.6	1,956.5	3,515.2		22.9	111.7	3,572.6	1,979.4	3,626.9	135.2	139.1	197.2	3,707.8	2,136.9	3,824.1
1	1,392.3	3,615.8	1,436.1	345.2	119.6	26.8	1,737.6	3,735.4	1,462.8	159.7	143.4	282.1	1,897.3	3,897.2	1,745.0
2	1,389.8	2,283.4	2,595.8	25.9	52.5	4.3	1,415.7	2,335.8	2,600.1	195.5	293.2	373.0	1,623.7	2,656.7	2,999.5
3	1,530.3	1,466.8	2,360.4	75.9	37.3	86.1	1,606.2	1,504.0	2,446.5	124.2	259.3	276.5	1,771.9	1,800.2	2,722.9
4	1,707.1	2,799.7	3,061.2	105.7	153.5	24.9	1,812.8	2,953.2	3,086.1	301.9	241.6	275.6	2,148.7	3,231.7	3,431.5
5	2,153.4	2,175.6	2,839.7	90.6	216.6	89.2	2,243.9	2,392.3	2,928.9	268.2	176.8	236.1	2,555.2	2,605.9	3,165.0
6	970.5	2,422.4	1,512.8	125.4	86.3	14.7	1,095.9	2,508.8	1,527.5	236.7	431.8	279.5	1,390.6	2,959.0	1,807.1
7	1,008.8	1,632.8	1,040.0	28.1	20.0	43.3	1,036.8	1,652.7	1,083.3	192.8	258.3	209.9	1,242.5	1,960.6	1,304.8
8	1,004.6	695.0	1,223.5	28.9			7.7	1,033.5	695.0	1,231.2	154.2	234.5	249.2	1,212.5	929.5
9	1,188.6	879.8	1,368.9	97.3			0.8	1,286.0	879.8	1,369.7	210.2	333.4	180.8	1,508.1	1,213.1
10	1,661.2	1,195.9	906.0	34.1	38.4	2.3	1,695.3	1,234.3	908.3	122.7	269.1	168.3	1,837.3	1,503.4	1,076.6
11	869.5	1,070.6	434.6	29.9	11.0	4.2	899.5	1,081.6	438.8	117.8	209.1	5.1	1,023.8	1,290.7	443.9
12	354.8	570.2	49.0	19.8	114.5		374.6	684.7	49.0	23.2	52.2	0.1	397.8	736.9	49.1
13		41.5	30.3	0.8				0.8	41.5	30.3	11.8	15.2		12.6	56.8
14		98.0							98.0						98.0
15		14.3							14.3						14.3
<b>TOT.2008-09</b>	<b>23,371</b>			<b>1,723.2</b>			<b>25,094</b>			<b>2,608.2</b>			<b>27,979</b>		
TOT. 2007-08		26,035			1,244.5			27,280			3,355.4			30,878	
TOT. 2006-07			29,074			793.3			29,868			3,301.4			33,334



## Plums Weekly Departures to North America

Season 2008/2009 (Tons)

WEEK	CHARTER			LINER			TOTAL SEA FREIGHT			AIR FREIGHT			TOTAL		
	2008-09	2007-08	2006-07	2008-09	2007-08	2006-07	2008-09	2007-08	2006-07	2008-09	2007-08	2006-07	2008-09	2007-08	2006-07
46			9.5						9.5						9.5
47			3.4						3.4			6.8			10.2
48	6.9	1.5	464.8				6.9	1.5	464.8	1.0		17.9	7.9	1.5	482.7
49	642.1	88.3	293.3	17.9	12.8		660.1	101.1	293.3	7.1		10.1	667.1	101.1	303.4
50	284.3	335.3	342.4	11.2		4.2	295.5	335.3	346.6	8.8	14.0	3.8	304.3	349.3	350.5
51	216.2	403.5	577.8		9.4	71.3	216.2	412.9	649.1	0.4	15.8	22.7	216.5	428.6	671.7
52	873.0	324.7	2,701.5	2.9	3.1	60.9	875.9	327.7	2,762.4	9.7	18.5	5.9	885.6	346.3	2,768.2
1	1,936.5	1,265.6	2,203.1	133.7	67.9	63.8	2,070.2	1,333.5	2,266.9	22.9	8.1	16.0	2,093.1	1,341.5	2,283.0
2	2,842.7	2,981.0	3,211.3	62.3	187.8	95.3	2,904.9	3,168.7	3,306.5	16.4	34.5	33.5	2,921.3	3,203.2	3,340.1
3	1,761.4	1,948.5	1,544.9	85.4	273.5	148.2	1,846.7	2,222.0	1,693.1	40.5	22.8	18.9	1,887.2	2,244.8	1,711.9
4	1,596.5	2,274.9	1,794.0	176.0	90.7	187.4	1,772.5	2,365.6	1,981.4	34.7	11.9	9.3	1,810.8	2,377.5	1,990.7
5	2,116.2	1,479.4	3,489.3	73.9	267.4	189.8	2,190.1	1,746.8	3,679.1	80.7	17.5	7.2	2,270.9	1,764.3	3,686.3
6	2,082.9	2,510.2	4,178.2	197.5	239.0	153.3	2,280.4	2,749.2	4,331.4	51.6	49.2	18.7	2,332.0	2,798.4	4,350.1
7	2,249.1	3,013.3	2,611.5	205.7	225.6	141.5	2,454.8	3,238.9	2,753.0	11.1	36.3	13.8	2,465.9	3,275.3	2,766.8
8	1,924.7	2,167.0	2,536.5	176.2	203.1	60.0	2,101.0	2,370.1	2,596.5	17.4	10.7	8.0	2,118.3	2,380.7	2,604.5
9	1,617.0	1,913.5	2,894.7	270.8	259.6	167.3	1,887.9	2,173.1	3,062.0	10.6	30.9	0.7	1,898.4	2,203.9	3,062.7
10	1,493.1	1,409.8	1,770.2	199.5	133.7	84.4	1,692.7	1,543.4	1,854.5		4.6		1,692.7	1,548.1	1,854.5
11	1,173.4	1,426.4	1,365.4	185.1	81.6	72.0	1,358.5	1,508.0	1,437.4	2.0	1.3		1,360.6	1,509.3	1,437.4
12	1,671.2	804.9	1,209.6	385.0	141.1	67.0	2,056.2	946.1	1,276.5	2.0	2.7		2,058.2	948.7	1,276.5
13	1,208.1	433.1	917.4	445.4	61.9	74.8	1,653.5	495.1	992.2				1,653.5	495.1	992.2
14	558.7	924.2	488.1	316.2	189.9	160.7	874.9	1,114.1	648.8				874.9	1,114.1	648.8
15	89.3	382.1	453.9	271.9	89.2	62.9	361.2	471.3	516.7				361.2	471.3	516.7
16	179.9	736.9			275.4	137.0	179.9	1,012.3	137.0				179.9	1,012.3	137.0
17	22.6	282.9	387.8		152.6	27.8	22.6	435.5	415.6				22.6	435.5	415.6
18					190.4			190.4							190.4
20												0.01			0.01
<b>TOT.2008-09</b>	<b>26,546</b>			<b>3,216.8</b>			<b>29,763</b>			<b>316.7</b>			<b>30,083</b>		
TOT. 2007-08		27,107			3,155.5			30,262			278.7			30,541	
TOT. 2006-07			35,449			2,029.4			37,478			193.2			37,671

## Cherries Weekly Departures to North America

Season 2008/2009 (Tons)

WEEK	CHARTER			LINER			TOTAL SEA FREIGHT			AIR FREIGHT			TOTAL		
	2008-09	2007-08	2006-07	2008-09	2007-08	2006-07	2008-09	2007-08	2006-07	2008-09	2007-08	2006-07	2008-09	2007-08	2006-07
42										0.006		1.8	0.006		1.8
43										11.5	0.3	30.0	11.5	0.3	30.0
44										128.1	14.3	72.4	128.1	14.3	72.4
45										194.3	171.1	157.4	194.3	171.1	157.4
46			14.8	10.6			10.6		14.8	394.5	385.8	401.9	405.2	385.8	416.7
47			80.3	112.7		36.4	112.7		116.7	741.1	537.3	593.6	853.8	537.3	710.3
48	626.5	468.6	1,150.7	452.3	72.0	110.3	1,078.8	540.6	1,261.0	743.2	682.7	763.6	1,821.9	1,223.3	2,024.6
49	3,938.2	2,048.2	1,218.8	166.6	315.0	57.4	4,104.8	2,363.2	1,276.1	517.1	904.5	667.6	4,634.4	3,278.9	1,943.7
50	3,543.1	2,493.1	2,179.5	359.4	193.0	97.8	3,902.6	2,686.0	2,277.3	212.6	850.2	480.5	4,115.1	3,547.5	2,757.8
51	1,331.6	3,673.5	1,707.5	302.1	445.3	76.8	1,633.7	4,118.7	1,784.4	89.8	385.2	154.5	1,723.4	4,509.5	1,938.8
52	2,384.2	3,007.9	1,237.7	314.6	172.3	16.8	2,698.8	3,180.2	1,254.5	78.3	111.6	17.7	2,777.1	3,291.8	1,272.2
1	358.3	2,000.5	147.8	85.9	124.6	19.6	444.2	2,125.1	167.4	32.6	32.9	1.2	476.7	2,158.0	168.6
2	303.6	925.3	81.5	32.1	76.1		335.7	1,001.4	81.5	11.5	19.7		347.2	1,025.0	81.5
3	23.5	80.1	26.2	0.4	50.7		24.0	130.7	26.2		1.3		24.0	132.0	26.2
4	11.1	26.3	5.1		57.0		11.1	83.3	5.1				11.1	83.3	5.1
5		21.3			18.1			39.4			0.003			39.4	
6		11.0						11.0						11.0	
7			0.4						0.4						0.4
<b>TOT.2008-09</b>	<b>12,520</b>			<b>1,836.7</b>			<b>14,357</b>			<b>3,154.6</b>			<b>17,524</b>		
TOT. 2007-08		14,756			1,523.9			16,280			4,097.0			20,408	
TOT. 2006-07			7,850.2			415.2			8,265.4			3,342.2			11,608

## Apricots Weekly Departures to North America

Season 2008/2009 (Tons)

WEEK	CHARTER			LINER			TOTAL SEA FREIGHT			AIR FREIGHT			TOTAL		
	2008-09	2007-08	2006-07	2008-09	2007-08	2006-07	2008-09	2007-08	2006-07	2008-09	2007-08	2006-07	2008-09	2007-08	2006-07
46			30.7						30.7		2.2	12.2		2.2	42.9
47			14.3		5.7			5.7	14.3	11.2	15.4	30.4	11.2	21.1	44.8
48	207.5	179.4	572.5	19.2	24.3		226.6	203.7	572.5	58.5	38.1	56.5	285.1	241.7	629.0
49	704.9	373.1	227.5	43.9	108.2		748.8	481.3	227.5	43.9	75.2	46.9	792.6	556.5	274.4
50	442.7	219.5	427.2	22.2	16.3	18.7	464.9	235.8	445.9	16.3	10.3	31.1	484.1	246.1	477.1
51	250.6	300.0	342.8		66.0	20.3	250.6	366.0	363.1	5.2	9.8	17.7	255.8	375.8	380.7
52	238.5	169.8	161.4		15.0	1.5	238.5	184.8	162.9		3.5	2.1	238.5	188.3	165.0
1	21.6	166.4	47.6	3.1	1.3		24.7	167.7	47.6				24.7	167.7	47.6
2		5.2	3.5					5.2	3.5					5.2	3.5
3			10.8						10.8						10.8
<b>TOT.2008-09</b>	<b>1,865.7</b>			<b>88.3</b>			<b>1,954.1</b>			<b>135.0</b>			<b>2,092.0</b>		
TOT. 2007-08		1,413.4			236.8			1,650.2			154.4			1,804.6	
TOT. 2006-07			1,838.5			40.5			1,878.9			197.0			2,076.0



## Avocados Weekly Departures to North America

### Season 2008/2009 (Tons)

WEEK	CHARTER			LINER			TOTAL SEA FREIGHT			AIR FREIGHT			TOTAL		
	2008-09	2007-08	2006-07	2008-09	2007-08	2006-07	2008-09	2007-08	2006-07	2008-09	2007-08	2006-07	2008-09	2007-08	2006-07
31				5,046.4	3,990.7	255.7	5,046.4	3,990.7	255.7	230.2			5,276.6	3,990.7	255.7
32				1,052.4	1,230.8	607.2	1,052.4	1,230.8	607.2	0.006	0.01	0.02	1,052.4	1,230.8	607.2
33		2,994.5		853.0	2,300.1	1,051.7	853.0	5,294.6	1,051.7			0.03	853.0	5,294.6	1,051.7
34				1,756.8	2,060.5	2,344.3	1,756.8	2,060.5	2,344.3		0.006	0.006	1,756.8	2,060.5	2,344.3
35		2,882.6		1,184.6	1,347.3	1,443.0	1,184.6	4,229.8	1,443.0			0.02	1,184.6	4,229.8	1,443.0
36		2,884.6	3,045.6	2,859.8	1,441.7	2,069.8	2,859.8	4,326.4	5,115.4	0.006	0.01	0.01	2,859.8	4,326.4	5,115.4
37		3,016.3	3,234.6	2,399.4	1,727.5	873.0	2,399.4	4,743.8	4,107.5	0.006		0.01	2,399.4	4,743.8	4,107.6
38	2,825.2			1,165.6	1,080.1	2,273.5	3,990.8	1,080.1	2,273.5	0.006			3,990.8	1,080.1	2,273.5
39			3,235.0	727.7	824.1	406.2	727.7	824.1	3,641.3			0.002	727.7	824.1	3,641.3
40	2,901.5	2,630.8		1,160.8	851.1	2,564.5	4,062.3	3,481.8	2,564.5			0.002	4,062.3	3,481.8	2,564.5
41		2,550.3	3,336.6	904.0	1,022.4	1,771.7	904.0	3,572.8	5,108.2			0.002	904.0	3,572.8	5,108.2
42	2,630.4	2,583.5	3,399.8	972.8	654.3	1,595.6	3,603.2	3,237.8	4,995.4				3,603.2	3,237.8	4,995.4
43			3,028.6	782.9	719.1	1,901.3	782.9	719.1	4,929.9		0.002		782.9	719.1	4,929.9
44	2,627.6	3,031.6	3,892.3	914.2	1,322.9	1,468.4	3,541.8	4,354.4	5,360.7				3,541.8	4,354.4	5,360.7
45			3,149.1	456.9	1,081.3	2,230.5	456.9	1,081.3	5,379.6				456.9	1,081.3	5,379.6
46		3,120.6	3,517.4	902.8	1,143.7	1,819.8	902.8	4,264.3	5,337.2				902.8	4,264.3	5,337.2
47	2,850.1		2,927.7	504.3	888.6	1,278.3	3,354.3	888.6	4,206.0				3,354.3	888.6	4,206.0
48		3,033.4	3,512.0	1,214.1	1,253.2	1,638.1	1,214.1	4,286.7	5,150.1				1,214.1	4,286.7	5,150.1
49	2,275.1	3,162.2	1,973.3	835.6	1,143.5	1,139.0	3,110.7	4,305.7	3,112.4				3,110.7	4,305.7	3,112.4
50	1,054.7	1,442.3	1,038.6	1,034.6	1,123.3	967.5	2,089.3	2,565.6	2,006.0	0.002			2,089.3	2,565.6	2,006.0
51	43.0	1,821.1	1,683.0	915.9	1,333.0	1,916.0	958.9	3,154.1	3,599.1	0.07			959.0	3,154.1	3,599.1
52	1,473.2	2,326.7	2,030.9	1,231.0	881.5	1,000.7	2,704.2	3,208.2	3,031.6				2,704.2	3,208.2	3,031.6
1		2,210.0	3,613.1	908.0	1,076.9	1,216.8	908.0	3,286.9	4,829.9				908.0	3,286.9	4,829.9
2	1,542.7	2,324.3	4,288.9	645.1	485.1	717.8	2,187.8	2,809.4	5,006.7				2,187.8	2,809.4	5,006.7
3	1,037.4	2,281.4	3,022.4	500.4	843.7	1,002.5	1,537.7	3,125.1	4,025.0				1,537.7	3,125.1	4,025.0
4	809.8	1,196.3	3,221.2	308.6	783.2	872.6	1,118.4	1,979.6	4,093.8			0.02	1,118.4	1,979.6	4,093.8
5	891.0	1,315.3	3,468.2	421.8	655.3	485.0	1,312.8	1,970.6	3,953.2				1,312.8	1,970.6	3,953.2
6	1,110.5	1,047.6	3,264.4	331.8	503.3	465.4	1,442.3	1,551.0	3,729.8				1,442.3	1,551.0	3,729.8
7	699.3	732.9	4,570.6	286.1	168.4	423.1	985.5	901.3	4,993.7				985.5	901.3	4,993.7
8	805.6		1,227.0	111.0	215.2	272.4	916.6	215.2	1,499.4				916.6	215.2	1,499.4
9	435.3	606.2	2,031.6	87.0	129.0	187.8	522.3	735.2	2,219.4			0.10	522.3	735.2	2,219.5
10		87.0	1,030.2	508.6	21.5	103.1	508.6	108.5	1,133.3		0.2		508.6	108.7	1,133.3
11			1,123.1	247.0	21.5	104.2	247.0	21.5	1,227.3				247.0	21.5	1,227.3
12			725.2		43.0	86.0		43.0	811.2					43.0	811.2
13			611.1			85.9			697.0						697.0
14			907.7			214.4			1,122.1						1,122.1
15						687.2			687.2						687.2
16						789.3			789.3						789.3
17						644.1			644.1						644.1
18						189.2			189.2						189.2
19						86.0			86.0						86.0
22						42.9			42.9						42.9
23						86.0			86.0						86.0
24										0.008			0.008		
25				193.5			193.5			0.004			193.5		
26				536.4		64.5	536.4		64.5				536.4		64.5
27				1,264.5	21.5	322.6	1,264.5	21.5	322.6	17.3	0.004		1,281.8	21.5	322.6
28				1,699.9	86.0	945.9	1,699.9	86.0	945.9	81.8			1,781.7	86.0	945.9
29				3,308.5	129.0	989.4	3,308.5	129.0	989.4	88.7	0.006	0.008	3,397.2	129.0	989.4
30				3,557.2	214.8	934.3	3,557.2	214.8	934.3	112.5	0.01	0.01	3,669.7	214.9	934.3
<b>TOT.2008-09</b>	<b>26,013</b>			<b>43,791</b>			<b>69,803</b>			<b>530.7</b>			<b>70,334</b>		
<b>TOT. 2007-08</b>		<b>49,282</b>			<b>34,818</b>			<b>84,100</b>			<b>0.2</b>			<b>84,100</b>	
<b>TOT. 2006-07</b>			<b>76,109</b>			<b>44,634</b>			<b>120,744</b>			<b>0.2</b>			<b>120,744</b>

GENERAL STATISTICS

## Berries Weekly Departures to North America

Season 2008/2009 (Tons)

WEEK	CHARTER			LINER			TOTAL SEA FREIGHT			AIR FREIGHT			TOTAL		
	2008-09	2007-08	2006-07	2008-09	2007-08	2006-07	2008-09	2007-08	2006-07	2008-09	2007-08	2006-07	2008-09	2007-08	2006-07
36												0.3			0.3
37												0.4		0.4	0.7
38												0.2		0.2	2.1
39												0.3		0.3	6.7
40												1.9	0.2	5.4	1.9
41												3.1	0.3	15.1	3.1
42												9.6	0.8	39.2	9.6
43												22.8	8.1	83.1	22.8
44				15.6		11.3	15.6		11.3	30.7	16.3	52.6	46.3	16.3	63.8
45				6.7		81.5	6.7		81.5	34.8	36.2	68.2	41.5	36.2	149.7
46			44.9	114.2	43.0	126.2	114.2	43.0	171.0	35.7	48.1	124.1	149.9	91.1	295.1
47			22.9	414.7	113.9	217.1	414.7	113.9	240.1	37.0	64.6	140.4	451.7	178.5	380.5
48	73.9	105.1	391.8	1,233.8	393.2	403.9	1,307.7	498.3	795.7	140.3	85.0	236.3	1,448.0	583.3	1,032.1
49	746.5	633.4	156.2	1,546.7	729.8	457.3	2,293.2	1,363.2	613.5	213.8	274.8	328.0	2,507.0	1,638.0	941.5
50	653.1	348.2	303.9	1,974.3	901.4	572.4	2,627.4	1,249.5	876.3	287.3	471.9	475.8	2,914.7	1,721.4	1,352.1
51	671.9	633.4	372.4	2,310.5	1,158.1	527.8	2,982.4	1,791.5	900.1	239.0	470.2	395.1	3,221.4	2,261.7	1,295.3
52	1,040.9	579.1	518.0	2,210.0	1,029.1	439.2	3,250.9	1,608.2	957.2	61.2	227.3	211.9	3,312.1	1,835.4	1,169.1
1	839.4	708.8	182.5	1,470.7	1,227.1	460.4	2,310.1	1,935.8	642.8	53.7	132.1	186.6	2,363.8	2,067.9	829.5
2	1,277.2	924.0	590.2	1,767.2	847.3	752.4	3,044.4	1,771.3	1,342.6	50.9	159.1	262.1	3,095.4	1,930.4	1,604.7
3	1,230.2	641.5	501.8	2,076.1	1,030.8	832.4	3,306.3	1,672.3	1,334.2	62.2	156.3	254.5	3,368.5	1,828.6	1,588.7
4	1,025.4	777.7	490.8	1,564.0	1,410.5	874.1	2,589.4	2,188.2	1,364.9	82.1	139.7	201.8	2,671.6	2,327.9	1,566.8
5	1,068.1	706.8	381.7	1,660.7	590.2	730.5	2,728.9	1,297.1	1,112.2	40.0	192.2	253.6	2,768.8	1,489.2	1,365.7
6	293.9	696.0	332.2	1,026.1	1,292.1	459.9	1,320.0	1,988.2	792.1	36.6	340.1	382.3	1,356.6	2,328.2	1,174.3
7	639.2	477.6	242.8	1,226.0	715.1	614.0	1,865.3	1,192.7	856.8	62.3	205.3	324.4	1,927.5	1,398.1	1,181.2
8	316.4	385.8	148.4	923.7	401.0	457.4	1,240.2	786.8	605.8	87.4	151.6	348.9	1,327.6	938.4	954.7
9	370.2	383.8	195.4	539.8	805.1	422.9	909.9	1,188.8	618.3	109.7	130.1	342.4	1,019.7	1,318.9	960.7
10	179.5	269.6	159.3	485.7	208.2	284.7	665.2	477.8	444.0	76.7	112.0	226.9	741.9	589.7	670.9
11	112.9	104.6	67.9	172.2	293.2	214.5	285.1	397.8	282.5	108.6	109.8	266.3	393.7	507.6	548.8
12	104.2	145.6	123.7	115.8	223.2	242.1	220.0	368.8	365.8	120.4	114.0	267.3	340.4	482.9	633.1
13			115.3	53.2	134.8	74.5	53.2	134.8	189.8	108.8	165.4	295.7	162.0	300.2	485.5
14		55.6	8.4	11.7	22.8	15.7	11.7	78.4	24.1	82.9	159.1	199.1	94.6	237.5	223.2
15						33.3			33.3	25.4	81.3	130.2	25.4	81.3	163.5
16										26.3	41.2	79.4	26.3	41.2	79.4
17										18.4	22.8	56.0	18.4	22.8	56.0
18										8.5	2.7	16.2	8.5	2.7	16.2
19					18.8			18.8			1.4	6.2		20.1	6.2
20												0.4			0.4
21										0.05			0.05		
22										0.3			0.3		
<b>TOT.2008-09</b>	<b>10,643</b>			<b>22,919</b>			<b>33,562</b>			<b>2,279.3</b>			<b>35,842</b>		
TOT. 2007-08		8,576.7			13,589			22,165			4,120.0			26,285	
TOT. 2006-07			5,350.5			9,305.3			14,656			6,285.4			20,941

## Citrus Weekly Departures to North America Season 2008/2009 (Tons)

WEEK	CHARTER			LINER			TOTAL SEA FREIGHT			AIR FREIGHT			TOTAL		
	2008-09	2007-08	2006-07	2008-09	2007-08	2006-07	2008-09	2007-08	2006-07	2008-09	2007-08	2006-07	2008-09	2007-08	2006-07
36		347.6		2,304.5	744.2	1,104.9	2,304.5	1,091.8	1,104.9				2,304.5	1,091.8	1,104.9
37		149.7		1,694.7	984.6	212.8	1,694.7	1,134.3	212.8				1,694.7	1,134.3	212.8
38				1,749.6	288.3	808.2	1,749.6	288.3	808.2				1,749.6	288.3	808.2
39				1,011.1	438.2	47.9	1,011.1	438.2	47.9				1,011.1	438.2	47.9
40		261.1		502.8	522.9	360.3	502.8	784.0	360.3				502.8	784.0	360.3
41		139.8		240.1	322.0	55.7	240.1	461.8	55.7				240.1	461.8	55.7
42		24.1		82.5	70.9	19.5	82.5	95.0	19.5				82.5	95.0	19.5
43				21.0	49.5	22.1	21.0	49.5	22.1			0.2	21.0	49.5	22.3
44					24.8			24.8						24.8	
45					24.8			24.8						24.8	
46					24.8			24.8						24.8	
6						46.0			46.0						46.0
8			20.6												20.6
9						49.5			49.5						49.5
10						44.5			44.5						44.5
11			24.8			22.8			47.5						47.5
12						24.8			24.8						24.8
13						47.7			47.7						47.7
14						49.5			49.5						49.5
15						99.1			99.1						99.1
16						293.9			293.9						293.9
17			326.1	20.6	20.0	147.2	20.6	20.0	473.3				20.6	20.0	473.3
18	22.1			104.0	79.7	589.3	126.1	79.7	589.3				126.1	79.7	589.3
19	21.6			483.8	178.2	921.6	505.4	178.2	921.6				505.4	178.2	921.6
20				843.4	396.3	1,187.4	843.4	396.3	1,187.4				843.4	396.3	1,187.4
21				1,384.9	1,057.2	2,140.2	1,384.9	1,057.2	2,140.2				1,384.9	1,057.2	2,140.2
22				1,646.0	828.8	2,809.8	1,646.0	828.8	2,809.8		0.006		1,646.0	828.8	2,809.8
23				2,633.3	282.4	3,860.8	2,633.3	282.4	3,860.8				2,633.3	282.4	3,860.8
24				3,142.9	1,105.6	3,545.8	3,142.9	1,105.6	3,545.8	0.02			3,142.9	1,105.6	3,545.8
25				4,377.7	2,830.0	5,126.7	4,377.7	2,830.0	5,126.7	0.01	0.005		4,377.7	2,830.0	5,126.7
26	303.1			5,391.1	2,774.7	3,220.5	5,694.2	2,774.7	3,220.5				5,694.2	2,774.7	3,220.5
27				3,861.8	3,616.2	3,847.9	3,861.8	3,616.2	3,847.9	0.02			3,861.8	3,616.2	3,847.9
28				3,349.3	4,719.0	2,446.0	3,349.3	4,719.0	2,446.0				3,349.3	4,719.0	2,446.0
29				4,235.3	2,447.1	2,692.0	4,235.3	2,447.1	2,692.0				4,235.3	2,447.1	2,692.0
30				3,610.2	4,591.3	2,139.2	3,610.2	4,591.3	2,139.2				3,610.2	4,591.3	2,139.2
31				3,015.1	9,123.0	1,666.7	3,015.1	9,123.0	1,666.7				3,015.1	9,123.0	1,666.7
32				4,077.6	1,703.0	951.5	4,077.6	1,703.0	951.5				4,077.6	1,703.0	951.5
33		193.7		2,449.9	1,880.4	604.7	2,449.9	2,074.1	604.7				2,449.9	2,074.1	604.7
34				2,337.0	1,890.7	772.4	2,337.0	1,890.7	772.4				2,337.0	1,890.7	772.4
35				1,491.8	1,018.0	618.6	1,491.8	1,018.0	618.6				1,491.8	1,018.0	618.6
<b>TOT.2008-09</b>	<b>346.8</b>			<b>56,062</b>			<b>56,409</b>			<b>0.04</b>			<b>56,409</b>		
TOT. 2007-08		1,116.0			44,036			45,152			0.01			45,152	
TOT. 2006-07			371.4			42,597			42,969			0.2			42,969



## Exotic Fruits Weekly Departures to North America

Season 2008/2009 (Tons)

WEEK	CHARTER			LINER			TOTAL SEA FREIGHT			AIR FREIGHT			TOTAL		
	2008-09	2007-08	2006-07	2008-09	2007-08	2006-07	2008-09	2007-08	2006-07	2008-09	2007-08	2006-07	2008-09	2007-08	2006-07
36											16.5	21.4		16.5	21.4
37										22.8	12.7	21.2	22.8	12.7	21.2
38												12.5			12.5
39										13.5	13.1	15.9	13.5	13.1	15.9
40										8.3	16.0	17.3	8.3	16.0	17.3
41										7.7	10.2	25.3	7.7	10.2	25.3
42						1.1			1.1	7.2	4.8	29.6	7.2	4.8	30.7
43										9.3	16.7	27.7	9.3	16.7	27.7
44										15.1	8.4	27.5	15.1	8.4	27.5
45										13.5	8.5	18.8	13.5	8.5	18.8
46						3.1			3.1	6.7	5.3	24.8	6.7	5.3	27.9
47										6.9	3.9	12.9	6.9	3.9	12.9
48	2.6					3.1	2.6		3.1	5.4	3.1		8.0	3.1	3.1
49	1.2						1.2			3.1	1.7	0.8	4.3	1.7	0.8
50	2.3						2.3			1.0		4.4	3.3		4.4
51										3.0		9.1	3.0		9.1
52										0.8	0.2	1.5	0.8	0.2	1.5
1										20.8	0.6	1.5	20.8	0.6	1.5
2											1.7				1.7
3										0.3	0.6		0.3	0.6	
6										1.2	1.3	0.5	1.2	1.3	0.5
7										2.5	1.6	2.9	2.5	1.6	2.9
8										5.9	3.7	3.0	5.9	3.7	3.0
9						14.8			14.8	5.8	2.9	8.4	5.8	2.9	23.2
10		4.1	9.0	16.5		14.7	16.5	4.1	23.7	8.3	1.5	7.0	24.7	5.5	30.8
11	17.0	6.8	11.5	14.8		34.7	31.8	6.8	46.2	9.3	2.9	10.6	41.1	9.7	56.8
12		19.0	24.0	34.0	32.8	17.4	34.0	51.8	41.4	12.3	1.7	21.5	46.3	53.5	62.9
13	40.2	16.3	2.8	17.5	41.6	18.3	57.6	57.9	21.1	9.7	5.5	11.0	67.4	63.4	32.2
14		27.2	15.6	33.7	32.7	20.1	33.7	59.8	35.7	9.8	7.9	9.0	43.6	67.8	44.7
15	8.1	2.7		17.5	30.8	74.6	25.6	33.5	74.6	8.9	8.8	7.4	34.5	42.3	82.1
16				16.5	46.1	50.3	16.5	46.1	50.3	20.9	10.3	17.4	37.3	56.3	67.7
17				43.9	30.5	23.3	43.9	30.5	23.3	15.9	22.8	26.0	59.8	53.2	49.4
18				64.3	28.0	75.5	64.3	28.0	75.5	20.0	14.6	37.1	84.3	42.6	112.6
19	14.6			57.9	56.1	40.8	72.5	56.1	40.8	16.9	22.2	12.5	89.3	78.3	53.3
20				75.0	85.7	28.2	75.0	85.7	28.2	19.5	11.8	5.6	94.4	97.5	33.7
21				73.2	74.1	26.7	73.2	74.1	26.7	7.2	2.6	3.0	80.4	76.7	29.7
22				21.5	24.4		21.5	24.4		5.3	1.6	2.5	26.8	26.0	2.5
23				10.6	18.0		10.6	18.0		8.6	1.9	5.3	19.2	19.9	5.3
24										7.1	11.9	8.5	7.1	11.9	8.5
25					26.7			26.7		4.0	3.7	5.3	4.0	30.4	5.3
26					9.5			9.5		10.3	4.9	7.0	10.3	14.4	7.0
27										10.6	3.1	6.1	10.6	3.1	6.1
28										6.7	2.8	2.2	6.7	2.8	2.2
29										4.6		7.3	4.6		7.3
30										7.7	4.7	6.2	7.7	4.7	6.2
31										6.7	14.5	15.6	6.7	14.5	15.6
32										8.0	10.3	23.8	8.0	10.3	23.8
33										7.0	8.0	19.0	7.0	8.0	19.0
34						9.4			9.4	8.3		16.4	8.3		25.8
35										11.2	6.0	12.2	11.2	6.0	12.2
<b>TOT.2008-09</b>	<b>86.0</b>			<b>496.7</b>			<b>582.7</b>			<b>425.2</b>			<b>1,007.9</b>		
TOT.2007-08		76.0			536.9			612.9			319.5			932.3	
TOT.2006-07			62.9			456.1			519.0			592.5			1,111.5

GENERAL STATISTICS

**Table Grapes Weekly Departures to Europe**  
Season 2008/2009 (Tons)

WEEK	CHARTER			LINER			TOTAL SEA FREIGHT			AIR FREIGHT			TOTAL		
	2008-09	2007-08	2006-07	2008-09	2007-08	2006-07	2008-09	2007-08	2006-07	2008-09	2007-08	2006-07	2008-09	2007-08	2006-07
32											0.01			0.01	
40											0.2			0.2	
41											0.2			0.2	
42											0.02			0.02	
47						48.6			48.6		1.3			1.3	48.6
48						81.4			81.4						81.4
49						96.2			96.2						96.2
50				59.1		76.1	59.1		76.1	0.05	0.3	39.5	59.1	0.3	115.6
51				75.2	33.5	444.1	75.2	33.5	444.1		0.2	15.0	75.2	33.7	459.0
52				468.1	47.4	378.1	468.1	47.4	378.1	0.3	6.8	0.03	468.4	54.2	378.2
1				324.3	156.4	1,132.0	324.3	156.4	1,132.0		6.8	4.9	324.3	163.2	1,136.8
2				1,546.1	593.6	1,042.3	1,546.1	593.6	1,042.3	0.3		35.8	1,546.4	593.6	1,096.6
3			767.8	2,563.9	1,074.6	2,554.6	2,563.9	1,074.6	3,322.4		0.2	27.0	2,563.9	1,074.8	3,349.5
4	4,795.3	4,372.4	4,733.8	1,745.9	1,285.9	3,176.1	6,541.1	5,658.3	7,909.9	3.9	34.6	31.7	6,545.0	5,717.5	7,999.1
5	5,427.5	3,288.4	5,038.4	6,153.7	2,004.2	2,915.5	11,581	5,292.6	7,953.9	27.4	109.2	23.0	11,609	5,406.4	8,094.8
6	7,656.5	12,717	4,490.3	3,647.4	2,604.1	3,377.4	11,304	15,321	7,867.7	15.4	172.4	26.8	11,339	15,641	7,933.3
7	10,807	5,695.0	9,133.2	6,156.8	7,320.1	5,891.2	16,964	13,015	15,024	41.0	367.6	17.0	17,096	13,511	15,052
8	10,743	17,790	7,872.5	6,787.8	2,502.3	2,908.8	17,531	20,292	10,781	44.1	170.5	8.3	17,688	20,564	10,877
9	14,540	12,817	15,097	6,745.0	3,900.8	4,127.6	21,285	16,717	19,224	13.8	96.3	12.1	21,375	16,983	19,315
10	8,242.1	13,109	13,520	9,150.3	5,115.8	4,810.7	17,392	18,225	18,330	32.7	90.1	10.7	17,582	18,735	18,478
11	15,482	19,274	9,439.2	9,806.7	5,687.4	5,380.5	25,289	24,961	14,820	34.6	67.5	16.7	25,446	25,308	14,973
12	8,285.2	11,667	13,718	8,468.5	8,803.7	5,999.3	16,754	20,471	19,718	11.3	8.2	9.2	17,023	21,041	19,958
13	8,094.1	16,960	11,430	5,569.2	5,295.8	7,117.7	13,663	22,255	18,548	6.9	3.8		13,758	22,615	18,604
14	9,133.0	9,330.9	3,985.4	6,105.6	9,373.6	4,658.3	15,239	18,704	8,643.7	18.8	11.1		15,257	18,788	8,727.1
15	4,870.1	17,079	12,116	6,857.1	7,249.6	3,271.2	11,727	24,328	15,387		1.6		11,793	24,549	15,406
16	5,155.2	12,804	2,688.4	5,074.7	3,929.7	2,746.3	10,230	16,734	5,434.7		0.009		10,382	16,819	5,502.5
17	3,588.1	3,332.1	6,664.2	2,915.4	3,617.0	1,499.7	6,503.5	6,949.1	8,163.9				6,610.6	6,983.8	8,175.4
18	2,178.4	3,966.6	1,965.1	1,569.4	3,913.5	1,610.6	3,747.8	7,880.1	3,575.7	0.2			3,748.0	7,880.1	3,583.5
19	1,253.5	4,822.3		1,348.4	1,059.2	519.4	2,601.9	5,881.5	519.4				2,601.9	5,900.1	519.4
20	804.3	4,349.7	1,541.4	632.0	657.0	517.1	1,436.3	5,006.8	2,058.5	0.2			1,436.4	5,006.8	2,059.1
21			439.2	268.7	970.3	344.8	268.7	970.3	784.0				268.7	970.3	784.0
22	190.4	2,357.1		209.8	496.0	259.0	400.2	2,853.1	259.0			0.05	400.2	2,853.1	259.1
23	39.4	24.7			298.6	167.9	39.4	323.3	167.9				39.4	323.3	167.9
24	56.4				353.5	82.8	56.4	353.5	82.8	0.05			56.4	353.5	82.8
25			38.6		56.4			56.4	38.6	0.05			0.05	56.4	38.6
26	31.5				37.2		31.5	37.2					31.5	37.2	
27										0.07				0.07	
28												0.1			0.1
29												0.1			0.1
<b>TOT.2008-09</b>	<b>121,373</b>			<b>94,249</b>			<b>215,622</b>			<b>251.1</b>			<b>217,123</b>		
TOT. 2007-08		175,754			78,437			254,192			1,148.8			257,963	
TOT. 2006-07			124,678			67,235			191,913			277.9			193,351

## Apples Weekly Departures to Europe

Season 2008/2009 (Tons)

WEEK	CHARTER			LINER			TOTAL SEA FREIGHT			AIR FREIGHT			TOTAL		
	2008-09	2007-08	2006-07	2008-09	2007-08	2006-07	2008-09	2007-08	2006-07	2008-09	2007-08	2006-07	2008-09	2007-08	2006-07
31				74.1	3,365.6	834.9	74.1	3,365.6	834.9				74.1	3,365.6	834.9
32				1,397.9	211.6	105.6	1,397.9	211.6	105.6		1.8		1,397.9	213.4	105.6
33				21.4	276.9		21.4	276.9			0.02		21.4	276.9	
34				232.3		156.7	232.3		156.7		0.05		232.3	0.05	156.7
35				197.5	207.9		197.5	207.9			0.04	1.4	197.5	207.9	1.4
36				15.6	46.2		15.6	46.2			0.04		15.6	46.3	
37						23.7			23.7		1.9			1.9	23.7
41											1.9			1.9	
42										1.9			1.9		
47											0.2			0.2	
3												0.8			0.8
4		21.9						21.9						21.9	
5			32.1	21.2		208.8	21.2		240.9				21.2		240.9
6	175.3	62.8	69.5	717.8	283.1	701.1	893.0	345.9	770.6	0.3	0.4	0.5	893.3	349.9	789.8
7	743.4	272.6	875.7	2,993.0	1,342.3	1,307.8	3,736.4	1,614.9	2,183.5	0.1			3,770.5	1,627.2	2,203.8
8	1,429.1	1,500.1	2,114.9	5,666.6	1,954.5	4,244.3	7,095.6	3,454.6	6,359.2	4.7	0.3		7,185.9	3,581.5	6,449.9
9	1,166.1	1,958.1	1,771.4	3,864.8	2,646.4	5,479.0	5,030.9	4,604.5	7,250.4				5,052.0	5,043.7	7,435.9
10	3,763.6	1,431.5	3,611.1	12,673	3,199.9	7,369.3	16,437	4,631.4	10,980		0.04		16,539	4,956.0	11,382
11	2,992.5	5,200.8	4,448.8	10,904	6,481.9	10,107	13,896	11,683	14,556				13,896	11,982	14,868
12	5,015.9	3,580.5	4,584.8	10,469	11,431	9,665.7	15,485	15,011	14,250		0.06		15,502	15,153	14,874
13	3,602.8	7,031.3	5,523.3	10,069	6,791.3	12,471	13,672	13,823	17,995	1.9			13,729	13,844	18,286
14	8,749.4	3,339.6	2,790.9	8,566.1	13,530	11,900	17,316	16,870	14,691		0.05		17,316	16,968	15,078
15	2,656.8	8,119.4	8,601.8	9,382.0	11,008	8,382.1	12,039	19,127	16,984		1.9		12,168	19,286	17,085
16	3,916.6	6,456.9	3,471.1	12,049	7,065.3	8,891.8	15,966	13,522	12,363			0.08	16,028	14,121	12,560
17	3,984.9	5,628.6	11,717	7,917.7	8,377.3	4,960.3	11,903	14,006	16,677				11,974	14,634	16,741
18	2,558.3	4,484.4	6,458.9	7,134.7	14,060	11,370	9,693.0	18,545	17,829			15.1	9,776.9	18,822	18,033
19	4,517.8	8,634.4		8,170.7	8,250.5	8,653.1	12,688	16,885	8,653.1		4.1	17.6	12,708	17,126	8,837.6
20	3,279.1	8,214.3	6,393.3	9,052.3	11,263	10,259	12,331	19,477	16,653	1.8			12,366	19,688	16,943
21			1,592.5	8,098.3	9,908.8	9,724.0	8,098.3	9,908.8	11,316		0.2	1.0	8,183.0	9,990.0	11,529
22	1,405.9	10,701		6,442.0	2,478.8	11,556	7,847.9	13,179	11,556	1.9			7,849.9	13,179	11,666
23	989.5	2,296.8		6,757.4	3,361.0	7,661.4	7,746.9	5,657.8	7,661.4				7,746.9	5,700.6	8,010.0
24	798.5			5,813.2	12,727	6,859.6	6,611.7	12,727	6,859.6	1.8			6,613.5	12,863	6,956.8
25			2,691.9	5,110.0	7,308.2	4,176.6	5,110.0	7,308.2	6,868.5				5,110.0	7,308.2	6,868.5
26	2,462.0		1,446.3	3,297.3	7,620.1	4,938.7	5,759.3	7,620.1	6,384.9		2.8	0.1	5,759.3	7,622.9	6,385.1
27				3,304.1	8,073.2	2,723.4	3,304.1	8,073.2	2,723.4			1.9	3,346.9	8,087.5	2,725.3
28				3,392.2	4,773.0	1,877.5	3,392.2	4,773.0	1,877.5				3,392.2	4,818.9	1,877.5
29				1,812.0	3,904.6	978.1	1,812.0	3,904.6	978.1				1,812.0	3,904.6	978.1
30				284.9	1,530.2	948.2	284.9	1,530.2	948.2	1.9			286.7	1,530.2	948.2
<b>TOT.2008-09</b>	<b>54,207</b>			<b>165,901</b>			<b>220,108</b>			<b>16.1</b>			<b>220,967</b>		
TOT. 2007-08		78,935			173,478			252,413			15.5			256,322	
TOT. 2006-07			68,195			168,536			236,731			38.5			240,875



## Kiwifruits Weekly Departures to Europe

Season 2008/2009 (Tons)

WEEK	CHARTER			LINER			TOTAL SEA FREIGHT			AIR FREIGHT			TOTAL		
	2008-09	2007-08	2006-07	2008-09	2007-08	2006-07	2008-09	2007-08	2006-07	2008-09	2007-08	2006-07	2008-09	2007-08	2006-07
31				1,606.7	7,157.8	1,506.4	1,606.7	7,157.8	1,506.4				1,606.7	7,292.2	1,551.2
32				1,606.2	815.9	1,385.0	1,606.2	815.9	1,385.0		0.01		1,606.2	1,015.5	1,385.0
33				1,227.5	1,918.6	257.7	1,227.5	1,918.6	257.7		0.01		1,227.5	1,939.6	504.1
34				1,942.4	1,103.7	501.9	1,942.4	1,103.7	501.9			0.01	1,942.4	1,214.3	703.5
35				632.9	711.4	234.0	632.9	711.4	234.0		0.006	0.01	632.9	756.2	368.4
36				967.4	479.0	465.6	967.4	479.0	465.6				967.4	501.4	532.8
37				721.0	177.7	22.0	721.0	177.7	22.0		0.01		721.0	177.7	22.0
38				125.7	89.5		125.7	89.5					125.7	89.5	
39										0.05		0.01	0.05		0.01
41											0.01			0.01	
42											0.005			0.005	
47											0.08			0.08	
11	83.2		603.2	62.7	68.4	94.2	145.9	68.4	697.4				145.9	68.4	697.4
12	403.4	226.4	347.4	1,207.0	545.4	676.3	1,610.4	771.8	1,023.7		0.05		1,676.0	840.3	1,159.1
13	1,173.8	1,306.6	1,339.1	2,051.6	664.7	1,773.8	3,225.4	1,971.3	3,112.8	0.06			3,334.3	2,059.3	3,494.4
14	2,414.9	1,099.0	870.9	2,867.0	2,802.1	1,701.5	5,281.9	3,901.1	2,572.4	0.1	0.07		5,411.6	4,003.1	3,179.4
15	1,270.3	3,872.4	3,915.0	3,654.6	5,114.2	2,549.6	4,924.9	8,986.6	6,464.6				5,102.5	9,096.2	7,133.2
16	3,695.7	4,313.4	5,536.0	5,141.0	3,389.4	3,247.0	8,836.6	7,702.9	8,783.0			0.2	9,033.4	8,326.5	9,437.8
17	8,253.4	7,841.2	6,717.7	3,407.7	4,425.9	5,670.7	11,661	12,267	12,388				11,838	13,041	12,948
18	1,780.6	1,003.9	7,664.6	7,910.8	8,923.1	5,576.5	9,691.4	9,927.1	13,241				9,803.4	10,456	13,624
19	8,114.3	7,548.6		5,849.1	5,157.2	6,994.6	13,963	12,706	6,994.6				14,008	13,294	7,599.4
20	667.5	3,046.9	2,019.2	5,243.5	5,068.9	6,731.9	5,911.0	8,115.8	8,751.2				5,978.2	8,583.0	9,284.9
21			575.5	6,834.3	8,354.4	5,616.8	6,834.3	8,354.4	6,192.3		0.04		6,877.7	8,727.5	6,415.9
22	495.6	2,505.9		4,721.2	969.7	5,620.4	5,216.8	3,475.5	5,620.4				5,216.8	3,653.7	5,642.8
23	381.1	32.0		3,621.2	1,485.7	3,161.9	4,002.3	1,517.7	3,161.9	0.05		0.01	4,043.1	1,584.7	3,627.3
24	249.6			2,265.1	6,420.9	2,086.1	2,514.7	6,420.9	2,086.1				2,514.7	6,600.0	2,108.5
25			660.3	2,814.5	2,980.5	1,131.4	2,814.5	2,980.5	1,791.7	0.1			2,814.6	2,980.5	1,791.7
26	1,205.5		364.3	2,274.6	1,779.5	1,174.9	3,480.1	1,779.5	1,539.2	0.1	0.4		3,545.4	1,802.3	1,808.0
27				1,995.4	2,146.9	930.1	1,995.4	2,146.9	930.1		0.1		2,040.2	2,388.0	930.1
28				1,829.0	917.7	941.8	1,829.0	917.7	941.8			0.02	1,851.4	962.5	1,188.2
29				1,817.7	2,138.1	1,308.3	1,817.7	2,138.1	1,308.3				1,838.5	2,160.5	1,308.3
30				1,089.2	1,911.6	1,577.7	1,089.2	1,911.6	1,577.7				1,111.6	1,911.6	1,910.7
<b>TOT.2008-09</b>	<b>30,189</b>			<b>75,487</b>			<b>105,676</b>			<b>0.5</b>			<b>107,015</b>		
TOT. 2007-08		32,796			77,718			110,514			0.8			115,526	
TOT. 2006-07			30,613			62,938		93,551				0.3			100,356

## Pears Weekly Departures to Europe

Season 2008/2009 (Tons)

WEEK	CHARTER			LINER			TOTAL SEA FREIGHT			AIR FREIGHT			TOTAL		
	2008-09	2007-08	2006-07	2008-09	2007-08	2006-07	2008-09	2007-08	2006-07	2008-09	2007-08	2006-07	2008-09	2007-08	2006-07
33											0.02				0.02
34				20.0			20.0			0.1	0.01	0.02	20.1	0.01	0.02
35											0.01	0.03		0.01	0.03
36											0.02				0.02
37											0.02				0.02
41											0.02				0.02
42											0.02				0.02
1				24.0		20.8	24.0		20.8				24.0		20.8
2				110.7	22.8	99.5	110.7	22.8	99.5	2.0			112.7	22.8	169.9
3			9.0	569.5	316.6	297.0	569.5	316.6	306.0	1.9		0.4	586.1	411.3	368.8
4	239.7	290.6	153.1	904.2	759.7	578.8	1,143.9	1,050.2	731.9	1.9			1,159.9	1,304.7	933.8
5	205.3	146.7	535.8	1,991.1	644.3	1,929.0	2,196.3	790.9	2,464.7				2,196.3	908.5	2,528.0
6	687.2	1,277.4	560.9	3,330.8	1,538.0	931.2	4,018.0	2,815.4	1,492.1		0.2		4,018.0	3,154.6	1,529.5
7	980.3	1,536.0	1,826.7	3,614.6	4,008.1	1,414.7	4,594.9	5,544.1	3,241.3				4,600.2	6,005.2	3,273.8
8	1,457.7	1,448.4	4,439.6	4,381.1	2,108.9	2,610.0	5,838.8	3,557.2	7,049.7	1.2	0.04		5,863.6	3,791.6	7,113.4
9	997.9	1,386.7	2,394.9	2,484.6	1,096.2	2,210.3	3,482.5	2,482.8	4,605.3				3,506.1	2,720.0	4,638.7
10	4,047.8	1,229.4	2,560.8	6,532.1	2,192.7	2,041.4	10,580	3,422.1	4,602.2				10,610	3,619.1	4,704.4
11	1,572.5	1,927.7	1,434.0	4,314.6	3,333.9	1,796.9	5,887.1	5,261.6	3,231.0				5,969.1	5,597.7	3,672.7
12	515.5	1,846.6	2,121.9	4,221.5	4,122.9	1,592.6	4,737.0	5,969.6	3,714.5				4,768.3	6,129.7	3,862.1
13	938.9	1,617.8	1,142.1	1,925.9	2,235.6	1,422.8	2,864.8	3,853.5	2,565.0	1.2			2,926.5	4,096.1	2,666.5
14	1,239.9	756.6	472.7	3,016.0	2,818.5	926.0	4,255.8	3,575.1	1,398.7		0.08		4,255.8	3,575.2	1,422.0
15	181.6	1,640.5	1,717.4	1,709.4	2,467.2	593.4	1,891.0	4,107.7	2,310.8		0.4		1,916.1	4,108.1	2,403.9
16	1,149.5	1,248.8	955.4	1,481.6	926.9	624.4	2,631.1	2,175.7	1,579.8				2,631.1	2,196.9	1,582.1
17	186.1	514.8	1,059.9	678.3	1,376.2	297.9	864.4	1,891.0	1,357.8				864.4	2,075.1	1,365.8
18	263.6	365.4	782.1	1,054.9	1,270.8	711.6	1,318.5	1,636.2	1,493.7				1,318.5	1,751.8	1,513.3
19	936.7	673.2		568.8	883.5	893.0	1,505.5	1,556.7	893.0				1,505.5	1,717.3	916.2
20	227.7	702.4	283.8	496.2	1,508.0	972.9	723.9	2,210.3	1,256.7				723.9	2,398.7	1,256.7
21			138.2	829.2	1,337.5	725.4	829.2	1,337.5	863.6				829.2	1,337.5	863.6
22	209.0	1,471.2		870.1	169.2	641.9	1,079.2	1,640.4	641.9	0.4			1,079.6	1,640.4	641.9
23	243.4	36.3		561.4	121.4	350.3	804.8	157.7	350.3				804.8	157.7	350.3
24	22.1			350.6	1,008.5	64.8	372.7	1,008.5	64.8				372.7	1,008.5	64.8
25			42.5	23.3	169.0	24.3	23.3	169.0	66.8				23.3	169.0	66.8
26	92.2			46.6	350.9	23.2	138.8	350.9	23.2	0.4			139.1	350.9	23.2
27				24.5	240.3		24.5	240.3				0.4	24.5	240.3	0.4
28				46.6	23.3		46.6	23.3				0.02	46.6	23.3	0.02
29				46.6			46.6						46.6		
30										0.4					0.4
<b>TOT.2008-09</b>	<b>16,395</b>			<b>46,229</b>			<b>62,623</b>			<b>9.4</b>			<b>62,943</b>		
TOT. 2007-08		20,116			37,051			57,167			0.8			60,512	
TOT. 2006-07			22,631			23,794			46,425			0.8			47,954

## Nashi Pears Weekly Departures to Europe

Season 2008/2009 (Tons)

WEEK	CHARTER			LINER			TOTAL SEA FREIGHT			AIR FREIGHT			TOTAL		
	2008-09	2007-08	2006-07	2008-09	2007-08	2006-07	2008-09	2007-08	2006-07	2008-09	2007-08	2006-07	2008-09	2007-08	2006-07
5			5.1						5.1						5.1
6			0.6	43.5		14.1	43.5		14.8				43.5		14.8
7			2.4	26.0	54.6		26.0	54.6	2.4				26.0	54.6	2.4
8	30.4		70.1	24.2	27.3	20.9	54.6	27.3	91.0				54.6	56.3	91.0
9	8.7		14.9	14.8	5.0	37.6	23.5	5.0	52.5				23.5	21.7	53.8
10			24.0	62.0	3.1	6.0	62.0	3.1	30.0				62.0	3.1	30.0
11	6.5		20.7	32.0	11.8	13.4	38.5	11.8	34.1				38.5	32.9	34.1
12			20.0		28.1	9.9		28.1	29.8			1.5		28.1	31.4
13	7.5		3.9			26.5	7.5		30.5				7.5		30.5
14	12.8	7.1	3.3	33.8	27.4	29.7	46.6	34.5	33.1			1.6	46.6	34.5	42.8
15	6.4	1.3		9.6	8.1		16.0	9.3					16.0	9.3	
16					59.0	17.7		59.0	17.7					59.0	17.7
17		17.2	3.8		20.2			37.3	3.8					37.3	3.8
18					18.6			18.6						18.6	
<b>TOT.2008-09</b>	<b>72.3</b>			<b>245.8</b>			<b>318.1</b>						<b>318.1</b>		
TOT. 2007-08		25.6			263.2			288.7						355.5	
TOT. 2006-07			168.7			176.0			344.7			3.2			357.2

## Nectarines Weekly Departures to Europe

Season 2008/2009 (Tons)

WEEK	CHARTER			LINER			TOTAL SEA FREIGHT			AIR FREIGHT			TOTAL		
	2008-09	2007-08	2006-07	2008-09	2007-08	2006-07	2008-09	2007-08	2006-07	2008-09	2007-08	2006-07	2008-09	2007-08	2006-07
46												5.0			5.0
47						36.3			36.3	2.1	1.3	11.9	2.1	1.3	64.3
48			7.0	54.1	3.6	73.5	54.1	3.6	80.5	11.4	11.4	28.6	65.5	15.0	144.9
49		6.9		90.4	75.8	136.8	90.4	82.8	136.8	42.3	65.9	27.0	140.7	148.7	197.6
50				143.7	126.1	343.3	143.7	126.1	343.3	42.9	70.9	32.5	192.4	224.8	408.5
51				250.7	315.0	503.8	250.7	315.0	503.8	34.7	28.9	19.4	327.6	358.9	523.1
52				739.9	240.8	740.1	739.9	240.8	740.1	11.7	17.4	10.2	759.6	268.9	772.7
1				357.6	574.4	1,292.2	357.6	574.4	1,292.2	6.0	34.5	7.2	371.8	616.4	1,299.4
2				1,651.1	893.3	995.0	1,651.1	893.3	995.0	11.8	25.8	16.0	1,673.6	1,017.2	1,044.8
3	8.0		253.8	1,113.9	788.9	1,066.4	1,121.9	788.9	1,320.1	6.7	13.1	16.2	1,163.5	863.3	1,357.2
4	450.7	533.1	329.5	948.2	834.4	868.7	1,398.9	1,367.5	1,198.2	3.6	31.3	10.6	1,418.9	1,470.5	1,258.5
5	531.1	297.6	244.0	1,912.1	1,122.9	697.6	2,443.2	1,420.5	941.7	4.6	30.2	16.0	2,496.6	1,536.8	1,025.4
6	272.2	556.3	77.5	587.9	696.6	608.1	860.1	1,252.9	685.7	2.6	36.5	20.0	870.8	1,374.6	745.4
7	584.6	266.6	303.4	843.7	852.4	966.8	1,428.3	1,119.1	1,270.1	8.9	37.2	5.6	1,437.2	1,216.8	1,310.3
8	509.4	790.7	230.7	864.3	853.0	565.1	1,373.6	1,643.7	795.9	11.2	44.9	22.5	1,384.8	1,817.6	818.4
9	485.1	461.6	421.1	377.8	364.1	334.6	863.0	825.6	755.7	9.1	17.1	8.4	872.0	975.9	774.9
10	181.6	541.4	125.7	245.4	601.1	188.9	427.0	1,142.5	314.6	2.8	14.1	4.2	429.8	1,188.6	318.8
11	144.0	692.3	30.1	32.8	561.1	40.7	176.7	1,253.3	70.8	0.5	7.1	2.8	177.3	1,260.4	73.5
12	40.1	173.5	8.9	30.2	373.1	0.6	70.3	546.6	9.5	0.08	0.6		92.0	547.2	9.5
13	23.7	1.7	1.3		41.8		23.7	43.5	1.3				23.7	43.5	1.3
14			23.9					23.9				0.02			23.9
26												0.05			0.05
<b>TOT.2008-09</b>	<b>3,230.5</b>			<b>10,244</b>			<b>13,474</b>			<b>212.9</b>			<b>13,900</b>		
TOT. 2007-08		4,345.5			9,318.3			13,664			488.2			14,970	
TOT. 2006-07			2,032.9			9,458.4			11,491			264.1			12,154

## Peaches Weekly Departures to Europe

Season 2008/2009 (Tons)

WEEK	CHARTER			LINER			TOTAL SEA FREIGHT			AIR FREIGHT			TOTAL		
	2008-09	2007-08	2006-07	2008-09	2007-08	2006-07	2008-09	2007-08	2006-07	2008-09	2007-08	2006-07	2008-09	2007-08	2006-07
45												2.7			2.7
46						4.6			4.6	0.7	2.0	12.8	0.7	2.0	17.4
47				28.3	6.8	18.5	28.3	6.8	18.5	12.5	15.0	9.9	40.7	21.8	41.6
48			8.9	16.9	10.7	48.5	16.9	10.7	57.4	9.6	21.5	20.1	26.5	32.3	82.8
49		0.7		6.0	40.7	58.0	6.0	41.3	58.0	16.8	54.8	49.1	22.8	96.2	114.1
50				22.3	44.2	377.2	22.3	44.2	377.2	55.1	58.6	42.4	83.5	125.7	466.5
51				153.9	270.8	447.5	153.9	270.8	447.5	47.1	37.0	23.0	213.7	313.8	487.1
52				751.5	221.9	264.0	751.5	221.9	264.0	12.2	5.3	4.0	763.7	249.4	273.4
1				272.5	442.3	269.6	272.5	442.3	269.6	3.4	8.6	14.6	275.9	458.4	284.2
2				329.8	262.7	372.8	329.8	262.7	372.8	9.5	11.8	20.8	339.4	286.2	415.7
3			9.5	394.4	204.1	313.9	394.4	204.1	323.3	21.8	23.3	27.9	438.7	228.3	367.9
4	273.6	153.6	35.9	312.5	366.9	327.9	586.1	520.5	363.8	22.1	35.0	27.1	615.7	588.4	414.6
5	42.9	85.3	41.2	512.3	267.4	205.8	555.1	352.8	247.0	19.8	32.8	17.7	582.5	385.6	264.7
6	35.2	188.8	5.3	139.9	124.4	56.9	175.1	313.2	62.2	26.9	46.3	27.3	202.0	394.5	101.1
7	9.5	26.7	24.8	106.2	303.2	173.5	115.7	329.9	198.3	32.3	29.2	26.0	159.1	359.1	224.3
8	69.4	21.8	25.2	88.5	76.6	182.7	157.8	98.4	208.0	16.0	36.1	1.6	185.8	194.3	209.5
9	18.7	16.5	227.6	88.6	48.4	168.0	107.3	64.9	395.7	20.4	18.9	14.6	127.7	102.7	418.9
10	23.4	70.4	260.7	76.4	211.2	140.0	99.8	281.7	400.6	2.2	23.0	7.0	102.1	304.7	407.6
11	39.1	59.7	47.4	27.0	221.8	63.8	66.1	281.5	111.1	1.0	8.1	2.2	67.1	289.5	113.3
12	28.1	0.7	18.8	12.6	189.7	18.2	40.7	190.4	37.1		10.2	1.2	40.7	200.5	38.2
13	1.9	24.2	7.1		51.9		1.9	76.1	7.1				1.9	76.1	7.1
14											0.02	0.05		0.02	0.05
26												0.03			0.03
<b>TOT.2008-09</b>	<b>541.8</b>			<b>3,339.5</b>			<b>3,881.3</b>			<b>329.5</b>			<b>4,290.2</b>		
TOT. 2007-08		648.5			3,365.8			4,014.3			477.7			4,709.6	
TOT. 2006-07			712.5			3,511.5			4,224.0			351.9			4,753.0

## Plums Weekly Departures to Europe

Season 2008/2009 (Tons)

WEEK	CHARTER			LINER			TOTAL SEA FREIGHT			AIR FREIGHT			TOTAL		
	2008-09	2007-08	2006-07	2008-09	2007-08	2006-07	2008-09	2007-08	2006-07	2008-09	2007-08	2006-07	2008-09	2007-08	2006-07
46						7.1			7.1			0.6			7.8
47						39.8			39.8	0.5		1.4	0.5		42.3
48						7.0			7.0	1.1		2.1	1.1		9.1
49		1.0				5.4		1.0	5.4	5.0	10.8	8.6	8.0	11.8	14.0
50						14.3			14.3	14.1	7.7	11.6	16.8	7.7	25.8
51				1.0	11.7	252.4	1.0	11.7	252.4	4.1		2.3	7.3	11.7	259.2
52				479.6	9.5	853.5	479.6	9.5	853.5	6.1	0.7	0.03	490.1	12.3	872.5
1				553.5	627.6	1,629.1	553.5	627.6	1,629.1	1.2			563.0	661.7	1,657.5
2				1,850.2	1,482.4	1,229.3	1,850.2	1,482.4	1,229.3	0.08	3.1	0.4	1,861.0	1,526.7	1,237.5
3	8.0		244.8	1,504.5	1,136.0	950.5	1,512.5	1,136.0	1,195.2	8.2	0.6	0.2	1,545.8	1,153.7	1,200.0
4	565.2	992.0	360.9	899.6	1,073.8	1,154.7	1,464.8	2,065.9	1,515.7	7.4	10.8	0.6	1,486.2	2,087.4	1,600.1
5	637.9	381.1	1,097.3	1,396.2	614.1	1,778.4	2,034.1	995.1	2,875.7	0.8	19.9	5.0	2,049.7	1,018.8	2,928.1
6	728.0	1,307.2	426.6	1,350.6	951.0	1,135.9	2,078.6	2,258.2	1,562.5	0.2	3.1	3.5	2,198.1	2,320.9	1,666.7
7	1,311.6	1,094.7	1,544.6	1,807.6	2,289.2	1,797.9	3,119.3	3,383.8	3,342.5	4.6	1.5	0.04	3,124.9	3,462.5	3,342.6
8	1,036.3	1,760.9	2,125.8	1,696.0	899.6	1,836.0	2,732.3	2,660.5	3,961.8	0.2	0.3		2,763.2	2,842.5	3,961.8
9	1,455.0	1,009.1	1,747.5	911.2	898.5	1,535.0	2,366.2	1,907.6	3,282.6		2.1	0.04	2,381.8	2,214.6	3,324.2
10	978.5	1,105.7	1,668.8	2,282.7	1,010.1	1,136.0	3,261.2	2,115.9	2,804.8	0.08	2.2		3,292.6	2,118.1	2,840.0
11	1,881.3	1,989.3	835.8	1,577.7	1,425.8	1,118.1	3,459.0	3,415.1	1,953.9				3,490.3	3,725.7	1,996.8
12	646.9	1,774.9	2,100.5	1,423.9	1,363.9	1,049.4	2,070.8	3,138.8	3,149.9	0.07	0.2		2,102.2	3,204.3	3,169.7
13	1,358.5	1,877.3	1,386.1	872.1	875.3	524.5	2,230.6	2,752.5	1,910.7		0.7		2,230.6	2,879.7	1,931.8
14	1,074.9	840.6	593.2	709.2	1,181.2	294.4	1,784.1	2,021.8	887.6	0.07	0.02	0.03	1,784.2	2,021.8	904.7
15	315.9	1,241.9	280.6	478.9	585.9	126.1	794.7	1,827.8	406.7				794.7	1,827.8	406.7
16	111.5	258.9	77.4	225.0	311.7	80.5	336.5	570.6	157.9		0.06		336.5	591.2	157.9
17	7.5	113.4	48.5	65.4	88.0	16.6	72.9	201.4	65.1				72.9	201.4	65.1
18		53.0		1.2	4.6	42.4	1.2	57.6	42.4				1.2	57.6	42.4
19		46.8				68.2		46.8	68.2					46.8	68.2
20		81.0						81.0						81.0	
<b>TOT.2008-09</b>	<b>12,117</b>			<b>20,086</b>			<b>32,203</b>			<b>53.6</b>			<b>32,603</b>		
TOT. 2007-08		15,929			16,840			32,769			63.7			34,088	
TOT. 2006-07			14,538			18,683			33,221			36.5			33,732

## Cherries Weekly Departures to Europe

Season 2008/2009 (Tons)

WEEK	CHARTER			LINER			TOTAL SEA FREIGHT			AIR FREIGHT			TOTAL		
	2008-09	2007-08	2006-07	2008-09	2007-08	2006-07	2008-09	2007-08	2006-07	2008-09	2007-08	2006-07	2008-09	2007-08	2006-07
42												0.6			0.6
43												4.1			4.1
44										14.7	4.1	19.3	14.7	4.1	19.3
45										30.1	30.0	41.4	30.1	30.0	41.4
46										124.0	96.9	92.6	124.0	96.9	92.6
47				62.7	56.4	115.2	62.7	56.4	115.2	162.4	197.8	165.3	225.1	254.1	285.7
48			39.0	215.5	130.3	215.4	215.5	130.3	254.4	265.1	338.4	290.8	504.2	468.7	563.4
49	29.7	78.6		726.2	553.0	353.2	755.9	631.6	353.2	243.5	652.2	335.3	1,062.3	1,365.3	710.9
50	6.4	24.1	23.9	403.8	1,102.9	815.5	410.2	1,127.0	839.4	258.3	536.3	298.3	698.5	1,686.9	1,212.0
51	1.7	1.7	20.4	1,156.4	1,411.9	604.4	1,158.1	1,413.6	624.8	229.8	234.1	173.8	1,433.4	1,686.5	837.4
52	1.7			1,494.1	970.6	306.8	1,495.8	970.6	306.8	65.2	61.0	37.9	1,561.0	1,057.1	346.4
1				268.4	919.4	49.9	268.4	919.4	49.9	13.3	27.5	17.0	281.7	967.8	66.8
2		1.6		332.6	428.2	46.3	332.6	429.9	46.3	10.4	9.1	5.5	343.0	440.8	51.8
3				57.3	281.8	17.6	57.3	281.8	17.6	2.9	3.9	17.6	60.2	285.7	35.2
4		44.1		46.8	26.1		90.8	26.1	0.08	8.6			0.08	99.5	26.1
5			7.1	35.9	30.1		35.9	30.1	7.1		2.6		35.9	32.7	7.1
6	5.5						5.5						5.5		
7		7.9	2.3		1.5			9.4	2.3					9.4	2.3
8				34.0			34.0					0.5	34.0	0.5	
<b>TOT.2008-09</b>	<b>44.9</b>			<b>4,786.7</b>			<b>4,831.7</b>			<b>1,419.8</b>			<b>6,413.6</b>		
TOT. 2007-08		158.0			5,932.7			6,090.7			2,202.9			8,485.9	
TOT. 2006-07			92.7			2,550.4			2,643.1			1,499.6			4,303.1

## Apricots Weekly Departures to Europe

Season 2008/2009 (Tons)

WEEK	CHARTER			LINER			TOTAL SEA FREIGHT			AIR FREIGHT			TOTAL		
	2008-09	2007-08	2006-07	2008-09	2007-08	2006-07	2008-09	2007-08	2006-07	2008-09	2007-08	2006-07	2008-09	2007-08	2006-07
46						1.2			1.2		1.7	2.8		1.7	4.0
47				10.1	10.2	24.7	10.1	10.2	24.7	8.6	11.8	9.3	18.7	22.0	41.9
48					13.0	19.6		13.0	19.6	10.9	14.4	27.7	15.0	27.4	59.3
49				15.4	6.7	37.9	15.4	6.7	37.9	24.3	25.7	30.8	42.4	35.0	70.9
50				8.1	12.4	87.2	8.1	12.4	87.2	33.2	34.3	19.2	45.2	52.4	114.6
51				50.2	31.2	73.4	50.2	31.2	73.4	14.7	17.0	5.8	72.8	48.6	79.2
52				42.9	24.7	9.6	42.9	24.7	9.6	1.6			44.5	24.7	9.6
1					8.6			8.6		0.04			0.04	13.1	
<b>TOT.2008-09</b>				<b>126.6</b>			<b>126.6</b>			<b>93.4</b>			<b>238.6</b>		
TOT. 2007-08					106.8			106.8			105.0			224.9	
TOT. 2006-07						253.5			253.5			95.7			379.5

## Avocados Weekly Departures to Europe Season 2008/2009 (Tons)

WEEK	CHARTER			LINER			TOTAL SEA FREIGHT			AIR FREIGHT			TOTAL		
	2008-09	2007-08	2006-07	2008-09	2007-08	2006-07	2008-09	2007-08	2006-07	2008-09	2007-08	2006-07	2008-09	2007-08	2006-07
31				108.8	343.3	1,271.3	108.8	343.3	1,271.3			3.2	108.8	343.3	1,274.4
32				108.6	281.3	1,324.2	108.6	281.3	1,324.2		0.02	2.8	108.6	281.4	1,327.0
33				108.4	282.7	1,051.4	108.4	282.7	1,051.4		0.05	1.2	108.4	282.7	1,052.6
34				182.7	783.2	1,903.3	182.7	783.2	1,903.3		0.005	2.9	182.7	783.2	1,906.2
35				372.0	1,273.4	2,030.4	372.0	1,273.4	2,030.4	0.05	18.0	0.01	372.0	1,291.4	2,030.4
36				545.1	1,993.3	2,144.3	545.1	1,993.3	2,144.3	0.04	10.1		545.1	2,003.4	2,144.3
37				861.2	2,714.1	213.1	861.2	2,714.1	213.1		10.1		861.2	2,724.2	213.1
38				845.2	1,608.2	3,828.8	845.2	1,608.2	3,828.8				845.2	1,608.2	3,828.8
39				662.3	1,855.6	301.6	662.3	1,855.6	301.6		21.1	0.01	662.3	1,876.7	301.7
40				1,183.6	2,058.9	4,871.9	1,183.6	2,058.9	4,871.9				1,183.6	2,058.9	4,871.9
41				1,820.8	2,263.1	2,697.4	1,820.8	2,263.1	2,697.4		0.06		1,820.8	2,263.1	2,697.4
42				1,776.9	1,195.9	1,795.0	1,776.9	1,195.9	1,795.0		0.05		1,776.9	1,195.9	1,795.0
43				1,128.2	1,770.7	2,595.1	1,128.2	1,770.7	2,595.1		0.03	0.04	1,128.2	1,770.7	2,595.2
44				1,434.0	1,208.7	1,761.0	1,434.0	1,208.7	1,761.0				1,434.0	1,208.7	1,761.0
45				749.3	1,380.2	2,104.4	749.3	1,380.2	2,104.4				749.3	1,380.2	2,104.4
46				1,128.9	1,047.0	1,743.0	1,128.9	1,047.0	1,743.0	0.03	0.06	0.006	1,129.0	1,047.0	1,743.0
47				639.5	1,115.4	1,444.8	639.5	1,115.4	1,444.8			0.06	639.5	1,115.4	1,444.9
48				1,160.3	633.9	945.7	1,160.3	633.9	945.7				1,160.3	633.9	945.7
49				444.1	654.5	1,001.8	444.1	654.5	1,001.8				444.1	654.5	1,001.8
50				237.8	523.1	744.1	237.8	523.1	744.1				237.8	523.1	744.1
51				315.8	627.3	695.2	315.8	627.3	695.2			0.01	315.8	627.3	695.2
52				343.5	344.7	366.7	343.5	344.7	366.7			0.006	343.5	344.7	366.7
1				105.8	322.5	363.8	105.8	322.5	363.8				105.8	322.5	363.8
2				157.2	153.3	474.0	157.2	153.3	474.0	0.04			157.3	153.3	474.0
3				63.4	194.6	598.3	63.4	194.6	598.3				63.4	194.6	598.3
4				63.4	86.8	625.1	63.4	86.8	625.1			0.02	63.4	86.8	625.1
5				105.6	43.0	516.1	105.6	43.0	516.1				105.6	43.0	516.1
6				145.8	42.2	341.5	145.8	42.2	341.5		0.02		145.8	42.3	341.5
7				42.2	21.5	363.6	42.2	21.5	363.6			0.01	42.2	21.5	363.6
8				120.8		345.5	120.8		345.5				120.8		345.5
9				21.1		151.0	21.1		151.0				21.1		151.0
10						150.4			150.4						150.4
11						108.7			108.7						108.7
12						20.2			20.2			0.01			20.2
13												0.02			0.02
14												0.01			0.01
15						21.1			21.1						21.1
20												0.9			0.9
21												2.0			2.0
23												0.02			0.02
24										0.04		0.03	0.04		0.03
28						20.8			20.8			0.01			20.8
29				24.0		20.7	24.0		20.7				24.0		20.7
30				93.3		82.9	93.3		82.9				93.3		82.9
<b>TOT.2008-09</b>				<b>17,100</b>			<b>17,100</b>			<b>0.2</b>			<b>17,100</b>		
TOT. 2007-08					26,822			26,822			59.6			26,822	
TOT. 2006-07						41,038			41,038			13.3			41,052

## Berries Weekly Departures to Europe

Season 2008/2009 (Tons)

WEEK	CHARTER			LINER			TOTAL SEA FREIGHT			AIR FREIGHT			TOTAL		
	2008-09	2007-08	2006-07	2008-09	2007-08	2006-07	2008-09	2007-08	2006-07	2008-09	2007-08	2006-07	2008-09	2007-08	2006-07
36										0.03			0.03		
37											0.007			0.007	
39										0.04	0.8	0.02	0.04	0.8	0.02
40										1.2		0.2	1.2		0.2
41										1.4	1.4	2.5	1.4	1.4	2.5
42										3.5	2.8	10.2	3.5	2.8	10.2
43										3.8	4.2	23.9	3.8	4.2	23.9
44				10.5		10.4	10.5		10.4	4.4	4.9	33.4	14.9	4.9	43.9
45				20.4		21.8	20.4		21.8	4.1	9.2	51.3	24.5	9.2	73.2
46				42.9		72.4	42.9		72.4	9.9	3.7	47.1	52.7	3.7	119.5
47				114.5	21.1	81.3	114.5	21.1	81.3	3.6	11.0	44.2	118.1	32.1	136.8
48				230.1	81.6	114.8	230.1	81.6	114.8	17.1	26.3	78.5	247.1	107.9	193.4
49				423.7	166.4	154.5	423.7	166.4	154.5	30.9	57.1	76.9	454.6	223.5	231.4
50				452.3	345.8	298.7	452.3	345.8	298.7	14.3	53.2	63.8	466.6	399.0	362.5
51				562.7	216.8	196.6	562.7	216.8	196.6	14.2	66.9	51.8	576.9	283.7	248.4
52				643.1	432.4	189.2	643.1	432.4	189.2	5.0	45.7	44.3	648.1	478.1	233.5
1				310.8	748.3	250.3	310.8	748.3	250.3	2.7	40.6	53.2	313.4	788.9	303.5
2				564.0	271.3	271.8	564.0	271.3	271.8	3.8	46.1	52.8	567.9	317.5	324.6
3			57.6	307.1	527.1	192.9	307.1	527.1	250.5	1.2	31.6	74.9	308.3	558.8	325.4
4		24.2	38.9	280.1	622.2	182.2	280.1	646.4	221.2	2.8	22.2	23.7	282.9	689.1	244.9
5	18.1	39.5	42.3	366.6	140.4	191.4	384.7	179.9	233.7	2.4	16.8	38.3	387.1	196.7	271.9
6		21.8	10.4	37.8	542.1	178.5	37.8	563.9	188.9	6.8	9.6	25.6	44.6	573.5	214.5
7		98.4	62.9	264.1	231.2	185.6	264.1	329.6	248.5	12.4	14.3	22.3	276.6	343.9	270.8
8	10.0	32.9	20.1	288.2	21.6	116.6	298.2	54.5	136.7	15.3	20.6	40.0	313.5	75.1	176.7
9		33.2	37.6	31.6	269.2	102.9	31.6	302.5	140.5	23.7	12.9	35.5	55.3	315.4	176.0
10	10.6	11.5	66.8	88.8	21.9	69.4	99.4	33.4	136.2	17.4	32.4	19.6	116.8	65.8	155.8
11		14.0	14.3	52.8	62.7	23.0	52.8	76.8	37.3	35.6	35.3	28.4	88.4	112.1	65.8
12			27.5	10.9	63.1	34.7	10.9	63.1	62.2	53.8	25.0	52.5	64.7	88.1	123.8
13		10.8			8.1	10.8		18.9	10.8	43.3	27.6	43.2	43.3	46.5	54.1
14	0.4				11.3		0.4	11.3		32.9	41.4	25.9	33.3	52.6	25.9
15										4.7	27.4	12.7	4.7	27.4	12.7
16										0.9	1.4	18.0	0.9	1.4	18.0
17										1.6	0.2	8.7	1.6	0.2	8.7
18										0.2		1.8	0.2		1.8
24										0.02			0.02		
25										0.03			0.03		
30											0.05			0.05	
31										0.04			0.04		
35										0.02		0.03	0.02		0.03
<b>TOT.2008-09</b>	<b>39.1</b>			<b>5,103.0</b>			<b>5,142.1</b>			<b>375.0</b>			<b>5,517.1</b>		
TOT. 2007-08		286.3			4,804.6			5,090.9			692.8			5,804.3	
TOT. 2006-07			378.6			2,949.8			3,328.4			1,105.2			4,454.1



## Citrus Weekly Departures to Europe Season 2008/2009 (Tons)

WEEK	CHARTER			LINER			TOTAL SEA FREIGHT			AIR FREIGHT			TOTAL		
	2008-09	2007-08	2006-07	2008-09	2007-08	2006-07	2008-09	2007-08	2006-07	2008-09	2007-08	2006-07	2008-09	2007-08	2006-07
36				3,313.0	1,021.5	2,470.6	3,313.0	1,021.5	2,470.6	0.06	0.04		3,313.1	1,021.6	2,470.6
37				2,833.3	1,878.1	71.4	2,833.3	1,878.1	71.4		1.3	0.1	2,833.3	1,879.4	71.5
38				1,892.0	44.5	2,349.1	1,892.0	44.5	2,349.1				1,892.0	44.5	2,349.1
39				199.5		54.0	199.5		54.0	0.1			199.6		54.0
40				158.7	49.6	523.7	158.7	49.6	523.7		0.03		158.7	49.6	523.7
41				63.0		148.1	63.0		148.1		0.01		63.0	0.01	148.1
42				123.8		131.8	123.8		131.8	2.2	0.09		126.0	0.09	131.8
43				19.8		37.4	19.8		37.4				19.8		37.4
44				39.5			39.5						39.5		
45										0.06			0.06		
46											0.7			0.7	
47												0.04			0.04
48										2.3			2.3		
51												0.02			0.02
2										0.2	0.4		0.2	0.4	
3												1.0			1.0
4											0.9	0.03		0.9	0.03
5										0.06			0.06		
6										0.2	0.06	0.2	0.2	0.06	0.2
7												0.1			0.1
8										0.9	0.09		0.9	0.09	
9										0.06		0.02	0.06		0.02
12										0.2			0.2		
13										0.7			0.7		
14											0.08	0.02		0.08	0.02
15											0.8			0.8	
17											0.4			0.4	
18						15.8			15.8	0.1			0.1		15.8
19						60.0			60.0	0.3	1.7		0.3	1.7	60.0
20					22.5	124.2		22.5	124.2	1.0		0.1	1.0	22.5	124.3
21					20.0	233.8		20.0	233.8	0.3	0.4	0.7	0.3	20.3	234.5
22					67.2	534.4		67.2	534.4	2.1			2.1	67.2	534.4
23		19.5		46.1	22.4	776.8	46.1	41.9	776.8	0.08		0.01	46.2	41.9	776.8
24				22.6	373.6	886.6	22.6	373.6	886.6			0.03	22.6	373.6	886.6
25			278.1	65.2	275.8	882.0	65.2	275.8	1,160.0	0.01			65.2	275.8	1,160.0
26			47.2	379.3	562.6	709.1	379.3	562.6	756.3	1.4	1.4		380.6	564.0	756.3
27				378.3	1,508.3	1,303.4	378.3	1,508.3	1,303.4	0.06		1.7	378.4	1,508.3	1,305.2
28				585.3	1,002.4	1,007.6	585.3	1,002.4	1,007.6			0.04	585.3	1,002.4	1,007.7
29				614.5	1,811.9	598.2	614.5	1,811.9	598.2				614.5	1,811.9	598.2
30				334.3	1,663.6	1,229.3	334.3	1,663.6	1,229.3			1.4	334.3	1,663.6	1,230.6
31				520.3	4,530.7	786.4	520.3	4,530.7	786.4				520.3	4,530.7	786.4
32				2,987.0	1,516.5	1,154.4	2,987.0	1,516.5	1,154.4		2.2		2,987.0	1,518.7	1,154.4
33				1,726.1	1,160.6	997.3	1,726.1	1,160.6	997.3		0.03		1,726.1	1,160.7	997.3
34				3,597.4	718.6	1,708.8	3,597.4	718.6	1,708.8	0.1	0.09	0.04	3,597.5	718.7	1,708.8
35				2,275.8	1,349.6	1,660.5	2,275.8	1,349.6	1,660.5		0.02	0.07	2,275.8	1,349.6	1,660.6
<b>TOT.2008-09</b>				<b>22,175</b>			<b>22,175</b>			<b>12.3</b>			<b>22,187</b>		
TOT. 2007-08		19.5			19,600			19,619			10.7			19,630	
TOT. 2006-07			325.3			20,455			20,780			5.7			20,785

## Exotic Fruits Weekly Departures to Europe

Season 2008/2009 (Tons)

WEEK	CHARTER			LINER			TOTAL SEA FREIGHT			AIR FREIGHT			TOTAL		
	2008-09	2007-08	2006-07	2008-09	2007-08	2006-07	2008-09	2007-08	2006-07	2008-09	2007-08	2006-07	2008-09	2007-08	2006-07
36										0.1			0.1		
39												0.003			0.003
42												0.1			0.1
43										0.8		0.003	0.8		0.003
44										0.2			0.2		
45										0.4		1.0	0.4		1.0
46										1.2	0.4	1.8	1.2	0.4	1.8
47										0.6	1.2	1.7	0.6	1.2	1.7
48										0.4	0.6	2.4	0.4	0.6	2.4
49										0.4	0.4		0.4	0.4	
50										0.4			0.4		
51											0.8	4.5		0.8	4.5
52											0.7	1.2		0.7	1.2
1											0.006			0.006	
2											0.4			0.4	
5												0.002			0.002
7													0.5		
8										0.9			0.9		
9			5.2						5.2	0.08	1.2		0.08	1.2	5.2
10			3.3	14.7			14.7		3.3	0.6	0.3	0.5	15.3	0.3	3.7
11		7.6		31.9	15.9	29.2	31.9	23.5	29.2	0.3	2.0	0.08	32.2	25.5	29.3
12			11.7	16.9	7.3	48.8	16.9	7.3	60.5		1.1	3.4	16.9	8.4	63.9
13		28.1	29.7	17.9	28.4	33.2	17.9	56.5	62.9	3.6	1.4	2.9	21.4	57.9	65.8
14				89.0	27.8	21.3	89.0	27.8	21.3	3.6	1.9	3.5	92.6	29.8	24.8
15		42.0	19.0	135.8	102.6	2.7	135.8	144.6	21.7	3.0	2.1	5.2	138.8	146.7	26.9
16		21.2		165.5	55.6	34.6	165.5	76.8	34.6	5.4	1.9	7.3	171.0	78.6	42.0
17	45.8	12.8	101.8	288.3	44.8	25.4	334.1	57.6	127.2	8.1	4.2	5.0	342.2	61.8	132.2
18	117.2	69.1	25.2	203.2	63.6	100.7	320.3	132.7	125.9	4.7	0.8	4.4	325.1	133.6	130.3
19	13.6			162.4	85.9	31.9	176.0	85.9	31.9	2.2	2.1	6.4	178.2	87.9	38.4
20	105.1	56.1	12.5	131.7	69.0	23.1	236.8	125.2	35.6	3.5	1.5	2.7	240.4	126.7	38.3
21				72.8	36.1		72.8	36.1		0.8	2.4	0.9	73.6	38.5	0.9
22	39.4	12.8		42.4			81.8	12.8			0.8	0.9	81.8	13.6	0.9
23				39.0	0.3		39.0	0.3			0.4	0.9	39.0	0.6	0.9
24					8.5			8.5						8.5	
26					9.6			9.6				0.02		9.6	0.02
28										0.01		0.4	0.01		0.4
35										0.1			0.1		
<b>TOT.2008-09</b>	<b>321.0</b>			<b>1,411.5</b>			<b>1,732.5</b>			<b>41.4</b>			<b>1,774.4</b>		
TOT. 2007-08		249.7			555.5		805.2				28.6			833.8	
TOT. 2006-07			208.4			351.0			559.3			57.3			616.6

## Table Grapes Weekly Departures to Latin America

Season 2008/2009 (Tons)

WEEK	CHARTER			LINER			TOTAL SEA FREIGHT			LAND FREIGHT			TOTAL		
	2008-09	2007-08	2006-07	2008-09	2007-08	2006-07	2008-09	2007-08	2006-07	2008-09	2007-08	2006-07	2008-09	2007-08	2006-07
31				53.2	92.6		53.2	92.6		63.7	431.2	22.1	116.9	523.9	22.1
32				213.5		38.5	213.5		38.5	54.0	19.2	21.3	267.5	19.2	59.8
33						83.2			83.2			31.9			115.1
34												20.7			20.7
35						10.4			10.4	28.9		32.3	28.9		42.7
36												14.9			14.9
38						35.4			35.4						35.4
40				16.7			16.7						16.7		
41				14.6			14.6						14.6		
46						71.8			71.8						71.8
48						50.1			50.1						50.1
49					17.7	225.5		17.7	225.5			15.5		17.7	241.0
50				40.9	17.7	746.4	40.9	17.7	746.4	34.6		20.2	75.5	30.7	766.5
51				54.8	204.9	657.7	54.8	204.9	657.7	92.4		61.4	147.2	210.0	719.1
52				106.8	285.2	856.5	106.8	285.2	856.5	105.7	12.5	91.4	212.5	297.7	947.9
1				703.0	382.0	1,135.5	703.0	382.0	1,135.5	149.5		16.7	852.5	382.0	1,152.3
2				451.0	332.6	1,433.4	451.0	332.6	1,433.4	91.8	19.1	48.4	542.7	351.7	1,481.8
3				872.0	1,205.7	2,909.5	872.0	1,205.7	2,909.5	271.1	102.7	36.8	1,143.1	1,308.5	2,946.3
4				1,014.0	1,983.9	2,436.8	1,014.0	1,983.9	2,436.8	266.8	103.4	208.8	1,280.8	2,087.3	2,645.6
5				1,466.2	2,450.3	2,132.7	1,466.2	2,450.3	2,132.7	293.0	93.5	131.8	1,759.2	2,543.9	2,264.5
6				1,764.9	2,969.8	2,978.7	1,764.9	2,969.8	2,978.7	103.6	349.3	153.8	1,868.4	3,319.0	3,132.5
7				2,747.3	1,486.6	2,940.6	2,747.3	1,486.6	2,940.6	234.9	299.8	145.5	2,982.2	1,788.3	3,086.1
8				2,625.3	2,957.1	1,860.6	2,625.3	2,957.1	1,860.6	292.4	217.2	126.7	2,917.7	3,174.3	1,987.3
9				2,087.6	2,544.6	3,183.7	2,087.6	2,544.6	3,183.7	387.2	429.3	221.7	2,474.7	2,973.9	3,405.3
10	52.6			3,025.6	1,300.4	3,512.4	3,078.2	1,300.4	3,512.4	485.1	391.2	343.2	3,571.4	1,691.5	3,855.6
11				1,997.3	1,273.6	5,294.0	1,997.3	1,273.6	5,294.0	556.3	662.8	399.9	2,561.7	1,936.4	5,693.9
12				3,811.5	3,921.0	5,790.0	3,811.5	3,921.0	5,790.0	648.7	523.2	406.6	4,460.3	4,444.1	6,196.6
13		75.0		3,431.3	2,974.9	3,895.7	3,431.3	3,049.9	3,895.7	896.8	480.1	521.5	4,328.1	3,530.0	4,417.2
14				4,635.1	4,343.9	5,029.8	4,635.1	4,343.9	5,029.8	1,209.5	140.0	424.6	5,844.6	4,483.9	5,454.5
15				1,314.5	2,272.2	1,153.0	1,314.5	2,272.2	1,153.0	642.1	163.3	1,052.0	1,960.3	2,435.5	2,205.0
16				1,077.7	1,227.9	1,681.3	1,077.7	1,227.9	1,681.3	1,281.3	187.7	796.1	2,358.9	1,415.6	2,477.4
17				1,017.7	1,584.5	1,773.4	1,017.7	1,584.5	1,773.4	1,373.0	335.5	1,020.6	2,390.7	1,920.0	2,794.0
18	33.6			1,413.3	2,039.4	1,676.6	1,446.8	2,039.4	1,676.6	1,081.1	127.7	524.2	2,527.9	2,167.1	2,200.8
19				1,167.6	1,482.4	1,556.1	1,167.6	1,482.4	1,556.1	1,341.2	215.5	636.2	2,508.7	1,697.9	2,192.3
20				1,489.4	1,267.3	1,168.5	1,489.4	1,267.3	1,168.5	1,210.7	338.7	560.0	2,700.1	1,606.1	1,728.5
21				1,078.0	1,411.2	1,053.7	1,078.0	1,411.2	1,053.7	986.5	106.2	272.2	2,064.5	1,517.5	1,325.9
22				1,537.8	924.2	847.4	1,537.8	924.2	847.4	662.1	93.4	320.7	2,199.9	1,017.5	1,168.0
23				962.6	72.8	450.8	962.6	72.8	450.8	489.6	98.9	355.1	1,452.1	171.7	805.9
24				233.9	595.7	306.6	233.9	595.7	306.6	186.1	58.5	107.3	419.9	654.2	413.8
25				579.9	537.7	113.5	579.9	537.7	113.5	110.2	23.1	114.3	690.1	560.8	227.8
26				89.6	866.4	91.9	89.6	866.4	91.9	217.2	127.6	243.7	306.9	994.0	335.6
27				93.7	582.9	108.9	93.7	582.9	108.9	194.6	306.1	116.0	288.3	889.0	224.8
28				74.3	147.5	56.2	74.3	147.5	56.2	71.5	205.1	172.2	145.7	352.6	228.4
29				71.4	323.9	58.3	71.4	323.9	58.3	18.3	118.3	20.6	89.7	442.3	78.9
30				17.7	180.5	29.7	17.7	180.5	29.7	19.8	157.9	89.1	37.5	338.4	118.8
<b>TOT.2008-09</b>	<b>86.1</b>			<b>43,352</b>			<b>43,438</b>			<b>16,151</b>			<b>59,609</b>		
TOT. 2007-08		75.0			46,261			46,336			6,938.0			53,294	
TOT. 2006-07						59,435			59,435			9,917.8			69,353

## Apples Weekly Departures to Latin America

Season 2008/2009 (Tons)

WEEK	CHARTER			LINER			TOTAL SEA FREIGHT			LAND FREIGHT			TOTAL		
	2008-09	2007-08	2006-07	2008-09	2007-08	2006-07	2008-09	2007-08	2006-07	2008-09	2007-08	2006-07	2008-09	2007-08	2006-07
31				3,662.8	15,494	3,599.9	3,662.8	15,494	3,599.9	824.0	2,252.8	1,031.6	4,486.8	17,747	4,631.5
32				9,380.3	4,404.4	6,225.1	9,380.3	4,404.4	6,225.1	973.1	872.9	926.0	10,353	5,277.4	7,151.2
33				6,221.3	6,020.0	4,431.4	6,221.3	6,020.0	4,431.4	1,036.4	924.4	1,658.1	7,257.7	6,944.4	6,089.6
34				5,826.1	5,189.6	3,822.1	5,826.1	5,189.6	3,822.1	1,016.4	1,080.4	1,142.2	6,842.4	6,270.0	4,964.3
35				4,159.1	3,900.3	4,779.1	4,159.1	3,900.3	4,779.1	1,615.4	933.7	877.0	5,774.5	4,834.0	5,656.1
36				6,783.4	7,645.8	4,546.5	6,783.4	7,645.8	4,546.5	1,385.4	959.9	1,402.5	8,168.8	8,605.8	5,949.0
37				3,844.7	3,133.7	4,333.2	3,844.7	3,133.7	4,333.2	1,404.1	966.4	1,419.0	5,248.8	4,100.1	5,752.1
38				5,600.1	1,049.9	2,854.8	5,600.1	1,049.9	2,854.8	956.5	386.0	969.8	6,556.6	1,435.9	3,824.6
39				1,830.8	5,077.4	1,394.0	1,830.8	5,077.4	1,394.0	1,154.4	866.0	1,019.4	2,985.2	5,943.5	2,413.4
40				4,238.8	4,740.5	4,525.5	4,238.8	4,740.5	4,525.5	1,582.2	1,011.5	1,226.3	5,821.0	5,752.1	5,752.4
41				3,549.5	2,638.8	4,098.7	3,549.5	2,638.8	4,098.7	1,474.8	736.0	1,069.1	5,024.3	3,374.9	5,167.8
42				4,218.6	3,439.2	3,427.3	4,218.6	3,439.2	3,427.3	1,333.0	713.4	1,153.1	5,551.6	4,152.6	4,580.5
43				2,057.1	2,934.6	2,109.0	2,057.1	2,934.6	2,109.0	1,209.7	748.5	1,201.9	3,266.7	3,683.1	3,310.8
44				2,189.9	3,133.2	1,777.1	2,189.9	3,133.2	1,777.1	799.1	580.6	731.2	2,989.0	3,713.8	2,508.3
45				953.9	926.1	2,453.3	953.9	926.1	2,453.3	749.0	577.9	677.0	1,702.9	1,504.0	3,130.3
46				3,961.8	2,465.2	2,255.3	3,961.8	2,465.2	2,255.3	725.0	529.9	806.2	4,686.8	2,995.1	3,061.5
47				1,646.0	1,618.0	934.4	1,646.0	1,618.0	934.4	738.1	354.5	400.4	2,384.1	1,972.5	1,334.9
48				3,217.3	246.4	312.0	3,217.3	246.4	312.0	754.3	178.0	652.0	3,971.6	424.3	963.9
49				1,373.3	1,089.2	367.7	1,373.3	1,089.2	367.7	583.8	80.4	330.4	1,957.1	1,169.6	698.2
50				750.5	348.8	161.0	750.5	348.8	161.0	396.9	196.9	256.8	1,147.3	545.7	417.9
51				461.6	333.2	125.5	461.6	333.2	125.5	290.0	184.7	187.4	751.6	517.9	312.9
52				641.0	58.3		641.0	58.3		172.5	16.0	24.2	813.5	74.2	24.2
1					176.0			176.0		113.6	41.4	105.3	113.6	217.3	105.3
2				326.1			326.1			38.9	30.8		365.0	30.8	
3				117.3	410.6		117.3	410.6		169.5	45.0		286.8	455.6	
4				160.8	62.7	276.6	160.8	62.7	276.6	156.4	30.7	50.9	317.3	93.5	327.5
5				572.8	342.5	711.0	572.8	342.5	711.0	264.3	33.0	93.8	837.1	375.5	804.8
6				2,484.1	1,565.3	1,482.5	2,484.1	1,565.3	1,482.5	209.2	215.7	321.8	2,693.4	1,781.0	1,804.3
7				4,415.8	3,707.6	3,912.3	4,415.8	3,707.6	3,912.3	564.5	259.1	470.8	4,980.2	3,966.7	4,383.1
8				4,920.9	4,769.5	2,714.6	4,920.9	4,769.5	2,714.6	449.4	457.7	559.9	5,370.3	5,227.2	3,274.4
9				4,031.4	4,297.2	6,770.0	4,031.4	4,297.2	6,770.0	605.8	431.8	542.6	4,637.2	4,729.0	7,312.6
10	332.8			5,272.8	5,562.0	6,214.9	5,605.7	5,562.0	6,214.9	745.6	598.8	810.4	6,351.3	6,160.8	7,025.3
11				4,794.5	2,180.8	4,089.5	4,794.5	2,180.8	4,089.5	1,132.4	538.7	962.7	5,926.8	2,719.5	5,052.3
12				3,908.6	8,083.3	5,615.6	3,908.6	8,083.3	5,615.6	1,046.9	783.3	994.7	4,955.5	8,867.6	6,610.3
13		128.3		4,650.8	3,179.3	7,676.3	4,650.8	3,307.6	7,676.3	1,339.0	640.5	985.3	5,989.9	3,949.2	8,661.7
14				3,610.4	3,705.1	8,316.1	3,610.4	3,705.1	8,316.1	1,479.1	459.0	890.5	5,089.5	4,164.1	9,206.6
15				3,866.6	9,691.6	4,853.7	3,866.6	9,691.6	4,853.7	904.7	515.1	824.9	4,771.4	10,207	5,678.6
16				4,234.4	3,702.7	7,754.9	4,234.4	3,702.7	7,754.9	977.4	776.7	904.4	5,211.7	4,479.4	8,659.3
17	90.8			3,574.1	6,588.5	6,180.2	3,664.9	6,588.5	6,180.2	1,137.7	630.5	1,132.3	4,802.6	7,219.0	7,312.5
18	100.3			4,804.8	5,603.5	6,232.5	4,905.1	5,603.5	6,232.5	1,085.6	618.6	737.0	5,990.7	6,222.1	6,969.5
19				3,305.0	6,007.7	4,766.8	3,305.0	6,007.7	4,766.8	1,181.9	722.7	1,266.4	4,487.0	6,730.4	6,033.2
20				3,258.1	3,749.9	4,068.7	3,258.1	3,749.9	4,068.7	1,359.9	617.3	967.7	4,617.9	4,367.2	5,036.3
21				3,376.7	5,223.8	4,337.3	3,376.7	5,223.8	4,337.3	1,351.8	540.8	821.4	4,728.4	5,764.5	5,158.7
22				2,865.7	1,382.2	6,012.6	2,865.7	1,382.2	6,012.6	1,342.7	836.7	741.3	4,208.4	2,218.9	6,753.9
23				5,658.0	635.2	4,974.4	5,658.0	635.2	4,974.4	1,471.4	393.6	1,003.9	7,129.4	1,028.8	5,978.3
24				3,246.7	4,534.3	6,392.9	3,246.7	4,534.3	6,392.9	1,014.8	804.1	777.9	4,261.5	5,338.4	7,170.9
25			63.3	5,263.5	4,356.7	5,668.9	5,263.5	4,356.7	5,732.1	1,383.4	787.6	569.4	6,646.9	5,144.3	6,301.5
26				3,516.8	7,722.6	5,073.0	3,516.8	7,722.6	5,073.0	1,549.9	739.2	871.4	5,066.8	8,461.7	5,944.4
27				4,886.3	5,328.5	7,549.2	4,886.3	5,328.5	7,549.2	433.9	1,139.4	472.5	5,320.2	6,467.9	8,021.7
28				3,703.4	6,173.8	5,579.7	3,703.4	6,173.8	5,579.7	203.1	1,016.3	694.7	3,906.5	7,190.1	6,274.4
29				6,305.4	6,128.3	6,205.7	6,305.4	6,128.3	6,205.7	105.6	976.8	787.3	6,411.0	7,105.1	6,993.0
30				7,188.0	5,619.0	5,337.3	7,188.0	5,619.0	5,337.3	193.9	1,336.7	1,096.2	7,381.9	6,955.6	6,433.4
<b>TOT.2008-09</b>	<b>524.0</b>			<b>184,888</b>			<b>185,412</b>			<b>45,186</b>			<b>230,598</b>		
TOT. 2007-08		128.3			196,377			196,505			32,169			228,676	
TOT. 2006-07			63.3			197,300			197,363			39,619			236,983

## Kiwifruits Weekly Departures to Latin America

Season 2008/2009 (Tons)

WEEK	CHARTER			LINER			TOTAL SEA FREIGHT			LAND FREIGHT			TOTAL		
	2008-09	2007-08	2006-07	2008-09	2007-08	2006-07	2008-09	2007-08	2006-07	2008-09	2007-08	2006-07	2008-09	2007-08	2006-07
31				264.2	640.3	120.5	264.2	640.3	120.5	697.2	1,689.1	264.7	961.4	2,329.4	385.2
32				312.0	278.3	264.6	312.0	278.3	264.6	271.6	284.0	23.2	583.6	562.3	287.7
33				95.2	166.7	60.4	95.2	166.7	60.4	274.5	308.4	429.6	369.7	475.1	489.9
34				152.2	123.3	97.2	152.2	123.3	97.2	330.5	399.0	326.6	482.7	522.2	423.8
35				137.6	188.5	103.2	137.6	188.5	103.2	409.9	475.8	314.8	547.5	664.3	418.0
36				187.5	224.8	126.5	187.5	224.8	126.5	308.7	415.3	214.6	496.2	640.1	341.2
37				47.5	149.1	76.6	47.5	149.1	76.6	509.8	679.4	322.1	557.4	828.6	398.6
38				100.8	46.4	1.6	100.8	46.4	1.6	246.1	22.4	126.4	346.9	68.8	128.0
39					110.1	33.8		110.1	33.8	394.8	244.1	121.8	394.8	354.2	155.6
40				70.3	70.6	33.6	70.3	70.6	33.6	392.0	246.6	241.5	462.3	317.1	275.1
41				134.4	100.8	78.4	134.4	100.8	78.4	353.5	436.1	54.9	487.9	536.9	133.3
42				168.0	76.0	46.4	168.0	76.0	46.4	278.5	227.1	400.8	446.5	303.1	447.2
43				48.0	65.4	78.8	48.0	65.4	78.8	283.2	203.0	139.8	331.2	268.5	218.6
44				44.8	216.8	57.2	44.8	216.8	57.2	377.6	321.1	77.0	422.4	537.9	134.2
45				27.9		106.8	27.9		106.8	218.6	109.6	112.4	246.5	109.6	219.2
46				84.8	22.4	114.0	84.8	22.4	114.0	178.2	3.8	43.7	263.0	26.2	157.7
47				37.0		74.4	37.0		74.4	63.3	27.7	66.6	100.3	27.7	141.0
48				11.2			11.2			91.0	20.8	66.6	102.2	20.8	66.6
50											21.8				21.8
51					24.0			24.0		22.4			22.4	24.0	
6				18.7			18.7						18.7		
10				30.8		137.6	30.8		137.6			45.8	30.8		183.4
11				221.8	4.8	156.3	221.8	4.8	156.3		35.1	47.8	221.8	39.9	204.0
12				485.2	264.2	441.8	485.2	264.2	441.8	61.7	134.3	68.7	546.9	409.9	510.5
13				332.9	144.6	224.9	332.9	144.6	224.9	193.7	45.2	116.3	526.6	189.8	341.3
14				302.9	396.4	396.3	302.9	396.4	396.3	92.5		164.3	395.4	396.4	560.6
15				304.5	314.8	324.2	304.5	314.8	324.2	272.0	34.0	135.4	576.5	348.8	459.6
16	88.4			292.6	286.9	306.8	381.0	286.9	306.8	379.4	160.0	201.1	760.4	446.8	507.9
17				286.2	322.7	403.8	286.2	322.7	403.8	518.0	39.8	456.6	804.2	362.5	860.4
18	2.3			317.6	288.0	659.0	319.9	288.0	659.0	428.8	73.1	308.3	748.7	361.0	967.3
19				264.4	111.7	410.2	264.4	111.7	410.2	509.1	95.2	334.7	773.6	206.9	744.9
20				346.0	261.8	399.7	346.0	261.8	399.7	590.9	107.8	281.5	937.0	369.7	681.2
21				252.2	354.8	584.4	252.2	354.8	584.4	496.3	30.5	228.2	748.6	385.3	812.6
22				122.6	135.1	405.7	122.6	135.1	405.7	419.1	31.3	133.5	541.7	166.4	539.2
23				259.6	48.5	225.0	259.6	48.5	225.0	281.7	20.8	431.3	541.3	69.3	656.3
24				78.2	174.8	105.1	78.2	174.8	105.1	391.2	36.7	176.2	469.4	211.5	281.3
25				193.6	331.0	111.9	193.6	331.0	111.9	63.4	42.6	26.0	257.0	373.7	137.9
26				210.0	263.1	54.1	210.0	263.1	54.1	612.3	276.0	705.4	822.3	539.1	760.6
27				118.9	157.8	66.5	118.9	157.8	66.5	557.1	496.4	67.0	676.0	667.8	133.5
28				136.7	182.7	11.1	136.7	182.7	11.1	582.0	626.1	507.9	718.7	808.7	519.0
29				150.2	154.6	131.2	150.2	154.6	131.2	621.9	312.4	91.1	772.1	467.0	222.3
30				145.4	296.0	111.2	145.4	296.0	111.2	574.2	353.1	381.2	719.6	649.4	492.4
<b>TOT.2008-09</b>	<b>90.7</b>			<b>6,794.4</b>			<b>6,885.2</b>			<b>13,347</b>			<b>20,232</b>		
TOT. 2007-08					6,997.8			6,997.8			9,085.2			16,108	
TOT. 2006-07						7,140.8			7,140.8			8,255.2			15,397

## Pears Weekly Departures to Latin America

Season 2008/2009 (Tons)

WEEK	CHARTER			LINER			TOTAL SEA FREIGHT			LAND FREIGHT			TOTAL		
	2008-09	2007-08	2006-07	2008-09	2007-08	2006-07	2008-09	2007-08	2006-07	2008-09	2007-08	2006-07	2008-09	2007-08	2006-07
31				289.7	2,501.1	646.1	289.7	2,501.1	646.1	84.7	479.5	248.2	374.3	2,980.6	894.3
32				1,564.1	393.1	1,105.8	1,564.1	393.1	1,105.8	213.9	181.7	117.9	1,778.0	574.8	1,223.7
33				931.1	1,102.4	732.6	931.1	1,102.4	732.6	271.6	181.2	283.1	1,202.7	1,283.6	1,015.7
34				309.7	366.4	238.9	309.7	366.4	238.9	148.9	361.8	134.7	458.6	728.2	373.6
35				745.8	551.4	772.3	745.8	551.4	772.3	260.8	179.5	164.7	1,006.5	731.0	937.0
36				643.9	659.6	262.2	643.9	659.6	262.2	192.6	194.7	114.4	836.5	854.3	376.5
37				160.0	145.4	46.6	160.0	145.4	46.6	295.8	253.4	126.1	455.8	398.8	172.7
38				479.3	12.6	75.0	479.3	12.6	75.0	133.5	71.9	69.7	612.8	84.5	144.7
39				62.4	180.5		62.4	180.5		136.5	199.7	78.6	198.8	380.2	78.6
40				346.8	44.6		346.8	44.6		186.2	124.5	73.5	532.9	169.1	73.5
41				274.2	74.3	161.3	274.2	74.3	161.3	92.4	115.8	41.3	366.6	190.1	202.6
42				100.2		34.9	100.2		34.9	53.7	82.4	46.7	153.8	82.4	81.7
43				25.5			25.5			128.1	44.2	45.7	153.7	44.2	45.7
44						22.1			22.1	29.8	54.3	15.5	29.8	54.3	37.6
45				6.2			6.2			88.3	39.3	44.4	94.4	39.3	44.4
46				6.4			6.4			5.0	29.2	33.3	11.4	29.2	33.3
47										48.2	23.2		48.2	23.2	
48										31.9	22.2	8.1	31.9	22.2	8.1
49										32.9			32.9		
50										25.5			25.5		
51				3.6	24.0	11.5	3.6	24.0	11.5	7.7			11.3	24.0	11.5
52					19.9	8.3		19.9	8.3		2.0			21.9	8.3
1					48.0	84.0		48.0	84.0					48.0	84.0
2				239.4	151.1	203.6	239.4	151.1	203.6			5.6	239.4	151.1	209.2
3				514.0	753.5	709.9	514.0	753.5	709.9	4.3	20.2		518.3	773.6	709.9
4				854.3	644.0	1,222.6	854.3	644.0	1,222.6	21.4	26.8	47.2	875.7	670.8	1,269.8
5				876.3	1,237.1	923.3	876.3	1,237.1	923.3	98.0	27.8	86.7	974.3	1,264.9	1,010.0
6				1,080.2	1,429.7	854.6	1,080.2	1,429.7	854.6	85.5	58.0	64.5	1,165.7	1,487.7	919.1
7				1,359.8	1,620.9	1,132.6	1,359.8	1,620.9	1,132.6	75.0	101.5	103.3	1,434.9	1,722.4	1,235.9
8				1,042.5	1,621.0	771.6	1,042.5	1,621.0	771.6	82.3	104.8	134.5	1,124.8	1,725.9	906.1
9				915.3	755.1	1,308.5	915.3	755.1	1,308.5	108.6	116.1	113.1	1,023.8	871.2	1,421.5
10	69.4			1,199.0	1,198.6	1,371.1	1,268.4	1,198.6	1,371.1	165.7	90.9	189.4	1,434.2	1,289.4	1,560.4
11				1,395.8	171.6	732.8	1,395.8	171.6	732.8	186.7	86.2	106.7	1,582.5	257.7	839.5
12				1,007.6	1,993.5	1,112.5	1,007.6	1,993.5	1,112.5	108.6	196.0	123.9	1,116.2	2,189.5	1,236.4
13		5.2		1,036.5	503.2	1,532.8	1,036.5	508.4	1,532.8	164.9	61.9	143.3	1,201.4	570.3	1,676.2
14				739.5	456.7	1,373.3	739.5	456.7	1,373.3	139.5	86.8	157.9	879.1	543.4	1,531.2
15				703.6	1,606.8	612.7	703.6	1,606.8	612.7	157.9	114.2	153.9	861.5	1,721.0	766.6
16				856.5	600.9	1,459.7	856.5	600.9	1,459.7	176.9	118.7	192.5	1,033.4	719.6	1,652.2
17	95.5			801.5	885.4	813.8	896.9	885.4	813.8	248.5	46.8	174.6	1,145.4	932.2	988.5
18	23.0			1,145.8	839.8	724.1	1,168.9	839.8	724.1	234.6	83.1	111.4	1,403.4	922.9	835.5
19				936.0	782.8	790.4	936.0	782.8	790.4	244.9	130.5	282.5	1,180.8	913.3	1,072.9
20				904.8	633.1	751.6	904.8	633.1	751.6	239.9	78.8	216.5	1,144.7	711.9	968.1
21				561.7	1,155.5	815.3	561.7	1,155.5	815.3	195.8	124.1	286.5	757.5	1,279.7	1,101.8
22				754.3	251.4	1,124.3	754.3	251.4	1,124.3	205.1	172.8	220.2	959.4	424.2	1,344.5
23				1,165.3	192.7	874.1	1,165.3	192.7	874.1	236.6	131.7	278.9	1,401.9	324.4	1,153.0
24	46.1			727.3	959.3	1,404.0	773.3	959.3	1,404.0	166.7	143.7	166.6	940.0	1,103.1	1,570.6
25			23.0	1,216.7	706.7	881.5	1,216.7	706.7	904.5	374.2	102.9	142.8	1,590.9	809.6	1,047.4
26				659.0	1,992.8	1,189.3	659.0	1,992.8	1,189.3	358.2	190.6	408.6	1,017.3	2,183.4	1,597.9
27				1,047.9	1,330.7	1,580.0	1,047.9	1,330.7	1,580.0		245.9	232.0	1,047.9	1,576.6	1,812.0
28				433.3	1,442.1	723.7	433.3	1,442.1	723.7	55.0	180.8	93.4	488.3	1,622.8	817.1
29				1,168.2	1,583.5	1,184.1	1,168.2	1,583.5	1,184.1	65.7	208.2	125.0	1,233.9	1,791.7	1,309.2
30				1,351.5	1,621.9	692.9	1,351.5	1,621.9	692.9	21.9	250.6	152.2	1,373.4	1,872.5	845.1
<b>TOT.2008-09</b>	<b>234.0</b>			<b>32,642</b>			<b>32,876</b>			<b>6,690.3</b>			<b>39,567</b>		
TOT. 2007-08		5.2			35,245			35,250			5,941.1			41,191	
TOT. 2006-07			23.0			33,073			33,096			6,159.5			39,255

## Nashi Pears Weekly Departures to Latin America

Season 2008/2009 (Tons)

WEEK	CHARTER			LINER			TOTAL SEA FREIGHT			LAND FREIGHT			TOTAL		
	2008-09	2007-08	2006-07	2008-09	2007-08	2006-07	2008-09	2007-08	2006-07	2008-09	2007-08	2006-07	2008-09	2007-08	2006-07
31					1.7			1.7		11.7			11.7	1.7	
32				17.9			17.9			20.0	20.0		37.9	20.0	
33					17.9			17.9			1.7			19.6	
34											8.9			8.9	
35										4.5		20.0	4.5		20.0
37					17.9			17.9				20.0	17.9		20.0
38										26.0			26.0		
40										26.0			26.0		
41											15.7	14.4	15.7		14.4
42										4.2			4.2		
6				7.2		7.7	7.2		7.7				7.2		7.7
7				22.1	22.2	74.7	22.1	22.2	74.7	20.4		26.6	42.5	22.2	101.3
8				78.7	24.6	11.6	78.7	24.6	11.6	23.3		20.0	102.0	24.6	31.5
9				77.5	51.1	67.3	77.5	51.1	67.3		8.4	13.1	77.5	59.5	80.4
10				25.8	39.9	62.7	25.8	39.9	62.7	4.7	50.0	17.1	30.5	90.0	79.8
11				90.2	21.5	77.0	90.2	21.5	77.0	15.4	6.2	20.0	105.6	27.7	97.0
12				29.0	66.7	81.4	29.0	66.7	81.4	25.1	20.0	18.3	54.1	86.6	99.7
13		0.9		7.6	36.3	57.2	7.6	37.2	57.2	31.9		1.7	39.6	37.2	58.9
14				22.0	5.0	10.1	22.0	5.0	10.1	15.0	12.5	16.6	37.0	17.6	26.8
15				11.2	25.9	20.7	11.2	25.9	20.7		11.3	20.8	11.2	37.2	41.5
16					36.5	50.4		36.5	50.4	52.8		33.9	52.8	36.5	84.2
17	1.7			9.7	9.4	3.0	11.4	9.4	3.0	43.5	1.7	20.8	54.8	11.1	23.8
18				4.8	4.6	8.3	4.8	4.6	8.3	38.6		24.1	43.4	4.6	32.4
19				9.0	20.8	6.7	9.0	20.8	6.7			23.6	9.0	20.8	30.2
20				2.0	19.0	20.1	2.0	19.0	20.1			11.5	2.0	19.0	31.6
21				2.1	29.0	17.9	2.1	29.0	17.9				2.1	29.0	17.9
22										57.0		6.9	57.0		6.9
23						15.6			15.6	0.8		20.8	0.8		36.4
24					50.1			50.1		20.0		20.0	20.0	50.1	20.0
25				11.2	16.8		11.2	16.8					11.2	16.8	
26					4.8	19.8		4.8	19.8			18.3		4.8	38.1
27										8.3	10.8		8.3	10.8	
28					1.1	17.5		1.1	17.5		56.2			57.3	17.5
29					9.0			9.0			31.2			40.2	
30					3.5	19.2		3.5	19.2	0.9	20.4		0.9	23.9	19.2
<b>TOT.2008-09</b>	<b>1.7</b>			<b>428.1</b>			<b>429.8</b>			<b>449.9</b>			<b>879.7</b>		
TOT. 2007-08		0.9			535.4			536.3			274.9			811.2	
TOT. 2006-07						649.0			649.0			388.4			1,037.4

## Nectarines Weekly Departures to Latin America

Season 2008/2009 (Tons)

WEEK	CHARTER			LINER			TOTAL SEA FREIGHT			LAND FREIGHT			TOTAL		
	2008-09	2007-08	2006-07	2008-09	2007-08	2006-07	2008-09	2007-08	2006-07	2008-09	2007-08	2006-07	2008-09	2007-08	2006-07
45						7.6			7.6						9.5
46						39.7			39.7					0.3	40.3
47				51.7	24.9	117.8	51.7	24.9	117.8			48.1	52.9	26.0	169.3
48				87.2	37.9	138.9	87.2	37.9	138.9	21.1	33.9	149.1	108.8	73.3	292.6
49				159.0	222.9	242.5	159.0	222.9	242.5	108.4	111.4	178.9	267.4	339.1	432.2
50				174.5	103.2	130.4	174.5	103.2	130.4	196.3	395.9	252.9	375.2	500.1	383.3
51				239.0	416.7	204.7	239.0	416.7	204.7	216.2	293.9	178.0	463.7	710.6	382.7
52				96.4	153.6	192.4	96.4	153.6	192.4	96.7	111.9	80.2	195.1	265.5	272.6
1				324.0	249.0	225.2	324.0	249.0	225.2	84.8	41.0	154.2	408.8	290.0	379.4
2				361.4	248.6	219.5	361.4	248.6	219.5	62.1	180.9	142.0	423.5	429.5	361.5
3				393.6	444.2	167.0	393.6	444.2	167.0	225.6	128.6	114.3	619.1	572.8	281.3
4				540.4	168.9	265.5	540.4	168.9	265.5	212.9	136.5	219.5	753.3	305.3	485.1
5				321.6	279.3	284.1	321.6	279.3	284.1	107.1	71.5	181.3	428.6	350.8	465.4
6				420.0	372.4	176.5	420.0	372.4	176.5	151.3	124.8	97.1	571.3	497.2	273.7
7				387.9	279.4	430.9	387.9	279.4	430.9	220.5	132.0	98.0	608.4	411.4	528.9
8				306.4	495.9	282.4	306.4	495.9	282.4	263.0	93.9	60.2	569.4	589.8	342.6
9				305.8	396.0	549.4	305.8	396.0	549.4	174.9	132.0	162.7	480.8	527.9	712.2
10				229.3	328.6	234.8	229.3	328.6	234.8	261.6	331.6	187.1	490.9	660.1	422.0
11				134.4	45.6	38.2	134.4	45.6	38.2	331.5	415.3	64.7	465.9	460.9	103.0
12				27.0	265.5	60.4	27.0	265.5	60.4	141.3	105.9	63.0	168.3	371.5	123.4
13				1.9	20.1	5.9	1.9	20.1	5.9	144.7	104.7	17.6	146.6	124.9	23.5
14				1.9	25.7	2.5	1.9	25.7	2.5	17.6	7.6	5.6	19.4	33.3	8.1
15					138.7			138.7		14.6	5.0		14.6	143.7	
16					5.3			5.3		0.9	27.3	1.9	0.9	32.6	1.9
17					3.3			3.3		4.3			4.3	3.3	
<b>TOT.2008-09</b>				<b>4,563.4</b>			<b>4,563.4</b>			<b>3,057.3</b>			<b>7,637.3</b>		
TOT. 2007-08					4,725.6			4,725.6			2,985.6			7,719.8	
TOT. 2006-07						4,016.4			4,016.4			2,456.6			6,494.5



## Peaches Weekly Departures to Latin America

Season 2008/2009 (Tons)

WEEK	CHARTER			LINER			TOTAL SEA FREIGHT			LAND FREIGHT			TOTAL		
	2008-09	2007-08	2006-07	2008-09	2007-08	2006-07	2008-09	2007-08	2006-07	2008-09	2007-08	2006-07	2008-09	2007-08	2006-07
44						64.8			64.8						64.8
45						92.8			92.8	22.5			22.5		92.8
46				22.3	24.1	216.8	22.3	24.1	216.8				22.3	25.2	217.5
47				99.3	197.8	200.7	99.3	197.8	200.7	35.5		191.3	134.8	200.3	397.0
48				139.7	390.6	217.6	139.7	390.6	217.6	25.3	43.7	155.9	165.0	440.8	375.4
49				106.0	305.0	156.0	106.0	305.0	156.0	61.6	64.5	104.2	168.0	370.2	265.2
50				118.0	175.9	140.6	118.0	175.9	140.6	64.5	95.0	178.1	185.1	271.3	319.1
51				229.6	656.0	563.5	229.6	656.0	563.5	148.5	73.1	249.8	378.1	729.1	813.3
52				555.5	308.2	562.8	555.5	308.2	562.8	54.1	70.3	169.0	612.0	379.6	731.8
1				1,149.9	677.0	391.2	1,149.9	677.0	391.2	62.8	123.9	275.5	1,214.9	803.3	666.8
2				390.3	558.3	588.1	390.3	558.3	588.1	76.4	157.6	190.6	467.6	715.9	778.7
3				858.2	628.9	609.2	858.2	628.9	609.2	153.9	174.6	170.0	1,012.2	803.5	780.4
4				1,287.3	533.2	675.7	1,287.3	533.2	675.7	165.1	253.3	153.0	1,452.4	788.9	829.9
5				889.8	838.1	692.5	889.8	838.1	692.5	166.0	74.2	103.6	1,055.8	912.2	796.1
6				753.2	834.5	385.1	753.2	834.5	385.1	222.0	211.4	152.4	975.2	1,046.0	537.5
7				684.0	561.0	822.7	684.0	561.0	822.7	195.9	196.6	126.6	879.9	757.7	949.3
8				362.4	400.8	530.9	362.4	400.8	530.9	106.7	190.7	120.9	469.1	591.5	651.7
9				377.3	521.5	749.7	377.3	521.5	749.7	155.7	147.2	72.1	533.0	668.7	821.8
10	2.0			344.8	300.6	438.6	346.7	300.6	438.6	183.1	210.0	144.6	529.8	510.6	583.2
11				287.0	300.7	218.6	287.0	300.7	218.6	276.2	191.5	49.6	563.2	492.2	268.2
12				179.1	356.5	146.0	179.1	356.5	146.0	196.7	118.7	68.5	375.8	475.2	214.5
13				41.9	148.4	146.6	41.9	148.4	146.6	76.7	62.4	46.5	118.6	210.8	193.1
14				68.1	145.8	14.9	68.1	145.8	14.9	25.8	13.6	5.6	93.9	159.4	20.5
15					262.1			262.1		2.0	21.1	17.8	2.0	283.2	17.8
16					24.6	6.7		24.6	6.7	2.8	5.6	5.6	2.8	30.2	12.3
17					31.5			31.5						31.5	
<b>TOT.2008-09</b>	<b>2.0</b>			<b>8,943.7</b>			<b>8,945.6</b>			<b>2,479.9</b>			<b>11,434</b>		
TOT. 2007-08					9,181.1			9,181.1			2,499.1			11,697	
TOT. 2006-07						8,632.1		8,632.1				2,751.1			11,399

## Plums Weekly Departures to Latin America

Season 2008/2009 (Tons)

WEEK	CHARTER			LINER			TOTAL SEA FREIGHT			LAND FREIGHT			TOTAL		
	2008-09	2007-08	2006-07	2008-09	2007-08	2006-07	2008-09	2007-08	2006-07	2008-09	2007-08	2006-07	2008-09	2007-08	2006-07
46						15.2			15.2						15.2
47						69.6			69.6			21.5			93.7
48				9.7		78.4	9.7		78.4			61.0	9.7		145.1
49				71.9	55.7	74.7	71.9	55.7	74.7	52.0	24.6	57.6	124.3	80.3	133.1
50				25.9	48.9	84.7	25.9	48.9	84.7	107.8	179.9	64.8	134.4	230.2	150.4
51				65.2	188.2	139.7	65.2	188.2	139.7	143.0	298.9	61.8	212.7	489.2	204.8
52				92.1	105.7	508.7	92.1	105.7	508.7	52.7	90.2	163.0	146.8	196.6	674.4
1				293.9	230.1	562.0	293.9	230.1	562.0	179.0	106.9	376.2	475.4	337.0	938.2
2				713.9	190.2	482.0	713.9	190.2	482.0	347.8	303.0	329.3	1,061.7	493.2	811.3
3				607.2	651.1	275.2	607.2	651.1	275.2	544.2	457.9	647.9	1,151.4	1,109.0	923.1
4				623.2	427.1	321.6	623.2	427.1	321.6	339.8	366.5	509.7	963.0	793.6	831.3
5				310.5	368.6	252.8	310.5	368.6	252.8	401.8	367.0	403.9	712.3	735.6	656.7
6				505.2	356.4	582.9	505.2	356.4	582.9	522.4	358.4	515.5	1,027.6	714.8	1,098.4
7				886.2	300.8	721.2	886.2	300.8	721.2	656.5	424.2	507.5	1,542.6	725.0	1,228.7
8				449.2	757.2	306.1	449.2	757.2	306.1	458.3	518.4	464.7	907.5	1,275.6	770.8
9				314.7	614.3	452.1	314.7	614.3	452.1	558.2	413.5	437.8	872.9	1,027.8	889.9
10				655.5	462.4	593.4	655.5	462.4	593.4	509.2	297.9	660.3	1,164.8	760.4	1,253.8
11				290.1	245.6	488.1	290.1	245.6	488.1	746.2	386.1	364.2	1,036.3	631.6	852.3
12				356.3	586.1	448.9	356.3	586.1	448.9	805.7	337.5	454.1	1,162.0	923.6	903.1
13		2.4		476.8	235.1	641.2	476.8	237.5	641.2	711.6	336.0	696.2	1,188.5	573.5	1,337.4
14				445.8	146.7	472.0	445.8	146.7	472.0	707.1	48.6	657.4	1,152.9	195.3	1,129.4
15				212.7	509.1	204.6	212.7	509.1	204.6	760.2	69.0	723.1	972.9	578.2	927.6
16				216.8	371.8	208.0	216.8	371.8	208.0	671.0	100.1	368.3	887.8	471.9	576.2
17				92.3	289.6	187.1	92.3	289.6	187.1	341.2	45.5	494.9	433.5	335.0	682.0
18				59.0	262.5	105.0	59.0	262.5	105.0	298.3	112.8	146.4	357.4	375.3	251.5
19				52.0	80.6	137.1	52.0	80.6	137.1	155.3	27.1	116.5	207.3	107.8	253.6
20				57.7	108.4	34.6	57.7	108.4	34.6	124.0	21.1	70.0	181.7	129.5	104.6
21				21.6	60.5	11.9	21.6	60.5	11.9	63.2		53.4	84.8	60.5	65.2
22					20.2	21.6		20.2	21.6			60.5		20.2	82.1
23											21.1	33.7		21.1	33.7
25					43.7			43.7						43.7	
26												1.8			1.8
<b>TOT.2008-09</b>				<b>7,905.4</b>			<b>7,905.4</b>			<b>10,257</b>			<b>18,172</b>		
TOT. 2007-08		2.4			7,716.4			7,718.8			5,712.1			13,435	
TOT. 2006-07						8,480.6			8,480.6			9,523.0			18,020

## Cherries Weekly Departures to Latin America Season 2008/2009 (Tons)

WEEK	CHARTER			LINER			TOTAL SEA FREIGHT			LAND FREIGHT			TOTAL		
	2008-09	2007-08	2006-07	2008-09	2007-08	2006-07	2008-09	2007-08	2006-07	2008-09	2007-08	2006-07	2008-09	2007-08	2006-07
43															5,5
44													1,2	5,0	11,4
45													5,4	26,9	14,3
46										22,8		4,0	41,2	21,6	22,1
47				35,2		3,2	35,2		3,2	87,5	8,3	0,9	148,2	59,0	58,4
48				43,9	12,1	5,8	43,9	12,1	5,8	149,0	117,3	41,0	243,6	214,7	107,4
49				81,9	145,2	61,3	81,9	145,2	61,3	461,0	469,0	195,4	609,0	729,8	350,1
50				194,7	176,1	89,3	194,7	176,1	89,3	571,5	685,0	283,9	812,0	941,4	491,4
51				141,9	255,1	126,0	141,9	255,1	126,0	233,4	380,8	70,0	442,7	716,2	269,5
52				220,7	59,2	42,6	220,7	59,2	42,6	82,3	127,4	12,5	333,0	217,0	71,8
1				29,4	177,8	48,4	29,4	177,8	48,4	28,5	102,0		57,9	284,5	51,4
2				62,5	95,4	22,8	62,5	95,4	22,8	45,3	73,7	8,7	107,8	176,7	38,0
3				11,3	49,1		11,3	49,1		12,4	32,6		23,7	84,9	1,7
4						19,4			19,4					50,8	20,2
5					4,0			4,0					0,5	17,2	
6														24,7	
<b>TOT.2008-09</b>				<b>821,4</b>			<b>821,4</b>			<b>1.693,7</b>			<b>2.826,3</b>		
TOT. 2007-08					974,0			974,0			2.077,6			3.570,4	
TOT. 2006-07						418,8			418,8			616,4			1.513,1

## Apricots Weekly Departures to Latin America Season 2008/2009 (Tons)

WEEK	CHARTER			LINER			TOTAL SEA FREIGHT			LAND FREIGHT			TOTAL		
	2008-09	2007-08	2006-07	2008-09	2007-08	2006-07	2008-09	2007-08	2006-07	2008-09	2007-08	2006-07	2008-09	2007-08	2006-07
46						2,0			2,0					1,6	2,0
47				1,9	38,2	13,0	1,9	38,2	13,0	5,0		25,7	7,2	42,7	41,4
48				19,7	43,6	15,3	19,7	43,6	15,3	53,7	91,9	75,7	73,7	162,9	98,0
49				53,3	25,9	19,1	53,3	25,9	19,1	55,4	127,9	97,6	109,1	161,1	119,8
50				3,1	3,7	11,3	3,1	3,7	11,3	25,6	79,2	148,4	33,5	83,0	163,3
51				1,9	59,5	7,8	1,9	59,5	7,8	75,3	69,0	20,1	78,5	128,5	27,9
52				4,9	4,1	6,2	4,9	4,1	6,2	11,3	61,6	3,2	20,8	66,3	9,3
1					8,8			8,8		4,3	12,4	3,8	4,3	21,1	3,8
2					6,0			6,0		2,8	49,5	15,8	2,8	55,5	15,8
3				1,6		1,7	1,6		1,7				1,6	6,5	1,7
4														6,4	
<b>TOT.2008-09</b>				<b>86,4</b>			<b>86,4</b>			<b>233,4</b>			<b>331,5</b>		
TOT. 2007-08					189,8			189,8			504,4			735,6	
TOT. 2006-07						76,5			76,5			390,4			483,1

## Avocados Weekly Departures to Latin America

Season 2008/2009 (Tons)

WEEK	CHARTER			LINER			TOTAL SEA FREIGHT			LAND FREIGHT			TOTAL		
	2008-09	2007-08	2006-07	2008-09	2007-08	2006-07	2008-09	2007-08	2006-07	2008-09	2007-08	2006-07	2008-09	2007-08	2006-07
31				22.4			22.4			23.0	145.1		45.4	145.1	
32										68.3	18.2		68.3	18.2	
33										38.5	58.2	24.4	38.5	58.2	24.4
34										56.8	42.6	18.7	56.8	42.6	39.5
35										89.3	129.8	26.3	89.3	129.8	26.3
36										72.2	48.7		72.2	48.7	
37										44.7	156.9	5.5	44.7	178.4	5.5
38										42.5	10.8	18.7	40.4	53.2	18.7
39										65.2			66.2	154.7	36.2
40										21.5	51.8		43.8	75.9	68.4
41										21.5			75.6	131.3	9.2
42										40.9			36.8	78.5	50.2
43										43.6	1.1		43.6	187.9	126.1
44										21.5	20.1		88.9	116.9	141.5
45										40.9			52.5	131.6	60.5
46										43.0			55.6	141.6	99.3
47										43.0	21.5		49.1	92.1	67.2
48													114.7	118.7	190.1
49										21.5			89.9	80.5	167.1
50										2.2			59.2	130.0	180.1
51										20.8			20.8	149.8	164.5
52										81.8	65.0	21.1	81.8	65.0	21.1
1										86.4	66.5	128.4	86.4	66.5	128.4
2										87.4	94.7	49.0	87.4	94.7	49.0
3										21.5			74.1	118.9	144.4
4													81.4	65.7	79.9
5										21.5			91.4	68.1	219.0
6													70.1	63.7	67.5
7										43.0			73.3	59.0	107.0
8													70.0	84.5	77.9
9										43.0			75.7	60.9	110.2
10										43.0			65.7	27.3	109.3
11													21.7	76.7	38.7
12													50.8	21.1	63.9
13														45.2	67.6
14													45.0	32.9	
15										22.9	65.2	63.1	22.9	65.2	63.1
16													21.6	68.1	68.3
17													22.5		
19													19.2	22.9	22.9
20														42.3	42.8
21														21.8	21.8
23														6.5	6.5
24															0.4
26														12.3	4.5
28										20.9			20.9	6.8	6.8
29														26.1	26.1
30														12.5	21.1
<b>TOT.2008-09</b>				<b>22.4</b>			<b>22.4</b>			<b>2,457.2</b>			<b>2,479.6</b>		
TOT. 2007-08					405.0			405.0			2,966.0			3,371.0	
TOT. 2006-07						331.8			331.8			2,684.1			3,017.1

## Citrus Weekly Departures to Latin America

Season 2008/2009 (Tons)

WEEK	CHARTER			LINER			TOTAL SEA FREIGHT			LAND FREIGHT			TOTAL		
	2008-09	2007-08	2006-07	2008-09	2007-08	2006-07	2008-09	2007-08	2006-07	2008-09	2007-08	2006-07	2008-09	2007-08	2006-07
31					116.5	27.7		116.5	27.7		44.6			161.0	27.7
32				120.1	12.5	92.2	120.1	12.5	92.2				120.1	12.5	92.2
33				96.0		45.2	96.0		45.2				96.0		45.2
34				23.0	26.1		23.0	26.1					23.0	26.1	
35				86.2		74.4	86.2		74.4	44.6			130.8		74.4
36				120.2	60.7	104.6	120.2	60.7	104.6	86.9			207.1	60.7	104.6
37				24.5	61.2	9.9	24.5	61.2	9.9	110.1	21.4		134.6	82.6	9.9
38				93.3		88.6	93.3		88.6	19.4			112.6		88.6
39				23.0	70.6	24.5	23.0	70.6	24.5	101.3	21.4	38.0	124.3	92.1	62.5
40				45.8	71.0	96.6	45.8	71.0	96.6	62.1	33.1	46.9	107.9	104.1	143.5
41				111.4		42.3	111.4		42.3	174.1	38.0	43.3	285.5	38.0	85.6
42				24.8	21.0	74.2	24.8	21.0	74.2	184.1	27.3	96.0	209.0	48.3	170.2
43				65.6		73.0	65.6		73.0	147.9	27.3	53.8	213.5	27.3	126.8
44				23.0			23.0			177.1	34.5	94.0	200.1	34.5	94.0
45						4.7			4.7	114.7	83.3	62.4	114.7	83.3	67.2
46				70.6	47.1	23.8	70.6	47.1	23.8	188.0	53.3	49.4	258.6	100.4	73.2
47				24.5		48.5	24.5		48.5	37.2	15.4	65.8	61.7	15.4	114.3
48				30.7		45.7	30.7		45.7	129.0	133.0	46.6	159.7	133.0	92.3
49				3.4			3.4			157.9	86.8	21.4	161.2	86.8	21.4
50										45.4	84.6		45.4	84.6	
51				18.1		24.5	18.1		24.5	98.2	53.7	39.1	116.3	53.7	63.6
52										77.5	41.6		77.5	41.6	
1										18.6	5.2	24.5	18.6	5.2	24.5
2										59.4	37.2	13.8	59.4	37.2	13.8
3					7.3			7.3		106.5	6.2		106.5	13.5	
4										128.6	10.8	8.3	128.6	10.8	8.3
5				17.7		21.6	17.7		21.6	113.7	7.1	35.1	131.4	7.1	56.7
6				17.7			17.7			60.0	19.2	18.8	77.7	19.2	18.8
7										154.6	20.2	16.6	154.6	20.2	16.6
8										94.8	22.2	10.0	94.8	22.2	10.0
9										95.6		11.7	95.6		11.7
10										22.5	14.1	21.7	22.5	14.1	21.7
11											56.0			56.0	
14										19.1			19.1		
18						3.4			3.4						3.4
19						22.4			22.4						22.4
20						9.0			9.0						9.0
21				11.2	13.3	30.2	11.2	13.3	30.2				11.2	13.3	30.2
22				21.4	27.0	54.7	21.4	27.0	54.7				21.4	27.0	54.7
23				34.3		131.2	34.3		131.2				34.3		131.2
24						47.2			47.2						47.2
25				2.2	40.0	167.4	2.2	40.0	167.4				2.2	40.0	167.4
26				14.4	22.4	108.8	14.4	22.4	108.8				14.4	22.4	108.8
27				41.5	91.3	147.3	41.5	91.3	147.3				41.5	91.3	147.3
28				36.8	67.0	191.9	36.8	67.0	191.9				36.8	67.0	191.9
29				102.1	35.8	50.4	102.1	35.8	50.4				102.1	35.8	50.4
30				69.7	188.1	96.3	69.7	188.1	96.3				69.7	188.1	96.3
<b>TOT.2008-09</b>				<b>1,373.4</b>			<b>1,373.4</b>			<b>2,828.9</b>			<b>4,202.3</b>		
TOT. 2007-08					978.9			978.9			997.3			1,976.2	
TOT. 2006-07						1,982.1		1,982.1			817.0				2,799.0

**Table Grapes Weekly Departures to Far East**  
Season 2008/2009 (Tons)

WEEK	CHARTER			LINER			TOTAL SEA FREIGHT			AIR FREIGHT			TOTAL		
	2008-09	2007-08	2006-07	2008-09	2007-08	2006-07	2008-09	2007-08	2006-07	2008-09	2007-08	2006-07	2008-09	2007-08	2006-07
48						18.6			18.6			0.05			18.7
49				17.7		17.7	17.7		17.7			2.4	17.7		20.1
50				69.1	9.5	292.4	69.1	9.5	292.4			2.7	69.1	9.5	295.1
51		6.2		282.6	35.4	409.9	282.6	41.6	409.9		0.4	4.4	282.6	42.0	414.3
52				288.9	138.2	286.6	288.9	138.2	286.6			1.5	288.9	138.2	288.2
1				552.5	198.8	884.2	552.5	198.8	884.2			0.5	552.5	198.8	884.7
2				571.0	479.6	902.2	571.0	479.6	902.2	0.07	3.5	5.5	571.1	483.1	907.7
3				938.3	823.4	3,535.8	938.3	823.4	3,535.8			3.0	938.3	823.4	3,538.8
4				1,319.1	1,449.3	2,413.1	1,319.1	1,449.3	2,413.1			2.4	1,319.1	1,449.3	2,415.4
5				1,508.8	1,388.7	2,358.0	1,508.8	1,388.7	2,358.0	0.6		1.0	1,509.5	1,388.7	2,359.0
6				1,728.0	1,713.5	3,007.9	1,728.0	1,713.5	3,007.9	1.8	0.02	0.5	1,729.8	1,713.6	3,008.4
7				3,522.3	2,162.5	3,125.8	3,522.3	2,162.5	3,125.8			0.04	3,522.3	2,162.5	3,125.9
8				5,236.2	3,171.9	3,295.7	5,236.2	3,171.9	3,295.7	1.6			5,237.8	3,171.9	3,295.7
9				3,931.3	6,042.6	6,386.7	3,931.3	6,042.6	6,386.7			4.9	3,931.3	6,042.6	6,391.6
10				7,837.6	4,235.4	4,299.3	7,837.6	4,235.4	4,299.3	0.04		14.5	7,837.6	4,235.4	4,313.8
11				7,672.4	6,430.5	6,274.8	7,672.4	6,430.5	6,274.8				7,672.4	6,430.5	6,274.8
12				8,425.2	9,053.1	5,963.3	8,425.2	9,053.1	5,963.3		1.7	0.03	8,425.2	9,054.8	5,963.3
13				9,909.0	9,083.5	6,678.8	9,909.0	9,083.5	6,678.8	3.5		0.009	9,912.6	9,083.5	6,678.8
14				12,048	10,299	4,523.1	12,048	10,299	4,523.1				12,048	10,299	4,523.1
15				8,738.8	4,528.0	3,219.8	8,738.8	4,528.0	3,219.8			0.02	8,738.8	4,528.0	3,219.8
16	2,196.9			4,514.2	5,032.7	3,391.8	6,711.1	5,032.7	3,391.8				6,711.1	5,032.7	3,391.8
17				5,229.8	4,918.9	1,934.7	5,229.8	4,918.9	1,934.7	2.7			5,232.4	4,918.9	1,934.7
18				5,259.5	3,505.2	2,809.5	5,259.5	3,505.2	2,809.5				5,259.5	3,505.2	2,809.5
19	1,044.3			1,242.2	1,605.1	1,048.7	2,286.5	1,605.1	1,048.7			0.2	2,286.5	1,605.1	1,048.9
20				1,441.8	2,165.2	444.8	1,441.8	2,165.2	444.8				1,441.8	2,165.2	444.8
21				1,230.8	1,437.2	418.4	1,230.8	1,437.2	418.4				1,230.8	1,437.2	418.4
22				346.8	310.2	103.6	346.8	310.2	103.6				346.8	310.2	103.6
23				628.4	204.6	32.9	628.4	204.6	32.9				628.4	204.6	32.9
24				181.6	764.8		181.6	764.8					181.6	764.8	
25					1,142.8			1,142.8						1,142.8	
26				35.4	72.6		35.4	72.6					35.4	72.6	
<b>TOT.2008-09</b>	<b>3,241.2</b>			<b>94,707</b>			<b>97,948</b>			<b>10.3</b>			<b>97,958</b>		
TOT. 2007-08		6.2			82,402			82,408			5.6			82,414	
TOT. 2006-07						68,078		68,078				43.4			68,122

## Apples Weekly Departures to Far East Season 2008/2009 (Tons)

WEEK	CHARTER			LINER			TOTAL SEA FREIGHT			AIR FREIGHT			TOTAL		
	2008-09	2007-08	2006-07	2008-09	2007-08	2006-07	2008-09	2007-08	2006-07	2008-09	2007-08	2006-07	2008-09	2007-08	2006-07
31				2,467.3	3,739.0	2,413.3	2,467.3	3,739.0	2,413.3				2,467.3	3,739.0	2,413.3
32				1,995.9	2,840.8	1,310.3	1,995.9	2,840.8	1,310.3				1,995.9	2,840.8	1,310.3
33				1,319.9	1,303.2	1,406.7	1,319.9	1,303.2	1,406.7				1,319.9	1,303.2	1,406.7
34		702.2		460.0	220.2	957.3	460.0	922.4	957.3				460.0	922.4	957.3
35				398.4	407.5	330.4	398.4	407.5	330.4				398.4	407.5	330.4
36				654.5		100.3	654.5		100.3				654.5		100.3
37						23.7			23.7						23.7
42					20.4			20.4						20.4	
6				92.5	23.7	72.7	92.5	23.7	72.7				92.5	23.7	72.7
7				966.2	20.4	481.8	966.2	20.4	481.8				966.2	20.4	481.8
8				1,621.7	127.3	635.5	1,621.7	127.3	635.5				1,621.7	127.3	635.5
9				1,573.5	1,185.3	1,863.6	1,573.5	1,185.3	1,863.6				1,573.5	1,185.3	1,863.6
10				2,401.6	967.4	865.8	2,401.6	967.4	865.8				2,401.6	967.4	865.8
11				1,107.1	1,714.0	1,486.8	1,107.1	1,714.0	1,486.8				1,125.7	1,714.0	1,486.8
12				2,609.4	1,902.8	1,829.6	2,609.4	1,902.8	1,829.6				2,609.4	1,902.8	1,829.6
13				1,574.6	2,178.2	2,494.7	1,574.6	2,178.2	2,494.7				1,574.6	2,178.2	2,494.7
14				3,117.7	2,344.6	2,796.6	3,117.7	2,344.6	2,796.6				3,117.7	2,344.6	2,796.6
15				2,856.7	3,162.0	4,645.6	2,856.7	3,162.0	4,645.6				2,856.7	3,162.0	4,645.6
16	950.1			2,134.7	4,054.0	5,007.9	3,084.8	4,054.0	5,007.9	9.3			3,094.1	4,054.0	5,007.9
17				5,793.2	3,257.1	2,047.0	5,793.2	3,257.1	2,047.0			7.3	5,793.2	3,257.1	2,054.3
18	2.4			6,364.8	6,601.4	9,144.8	6,367.2	6,601.4	9,144.8	4.3	4.8	5.1	6,371.5	6,606.2	9,149.9
19	64.1			1,505.0	2,376.5	2,929.5	1,569.1	2,376.5	2,929.5		5.2		1,569.1	2,381.7	2,929.5
20				2,265.0	7,083.5	1,406.9	2,265.0	7,083.5	1,406.9				2,265.0	7,083.5	1,406.9
21				2,561.1	4,463.1	1,878.4	2,561.1	4,463.1	1,878.4				2,561.1	4,463.1	1,878.4
22				960.1	537.2	551.5	960.1	537.2	551.5				960.1	537.2	551.5
23				1,698.6	2,577.3	753.5	1,698.6	2,577.3	753.5				1,698.6	2,577.3	753.5
24				1,701.4	3,538.8	230.4	1,701.4	3,538.8	230.4				1,701.4	3,538.8	230.4
25				958.8	2,620.5	979.9	958.8	2,620.5	979.9				958.8	2,620.5	979.9
26				1,724.4	3,143.7	1,297.0	1,724.4	3,143.7	1,297.0				1,724.4	3,143.7	1,297.0
27				1,457.3	1,870.3	3,381.9	1,457.3	1,870.3	3,381.9				1,457.3	1,870.3	3,381.9
28				1,447.5	4,442.0	3,863.0	1,447.5	4,442.0	3,863.0				1,447.5	4,442.0	3,863.0
29				3,368.2	1,892.7	3,593.4	3,368.2	1,892.7	3,593.4				3,368.2	1,892.7	3,593.4
30				1,658.3	2,341.1	4,573.6	1,658.3	2,341.1	4,573.6				1,658.3	2,341.1	4,573.6
<b>TOT.2008-09</b>	<b>1,016.6</b>			<b>60,815</b>			<b>61,832</b>			<b>13.6</b>			<b>61,864</b>		
TOT. 2007-08		702.2			72,956			73,658			10.0			73,668	
TOT. 2006-07						65,353			65,353			12.4			65,366

## Kiwifruits Weekly Departures to Far East

Season 2008/2009 (Tons)

WEEK	CHARTER			LINER			TOTAL SEA FREIGHT			AIR FREIGHT			TOTAL		
	2008-09	2007-08	2006-07	2008-09	2007-08	2006-07	2008-09	2007-08	2006-07	2008-09	2007-08	2006-07	2008-09	2007-08	2006-07
31				176.8	750.6	619.7	176.8	750.6	619.7				176.8	750.6	619.7
32				84.6	395.7	271.2	84.6	395.7	271.2				84.6	395.7	271.2
33				172.7	178.8	247.5	172.7	178.8	247.5				172.7	178.8	247.5
34				68.8	86.4	180.4	68.8	86.4	180.4				68.8	86.4	180.4
35				195.7	132.8	312.9	195.7	132.8	312.9		0.01		195.7	132.8	312.9
36				80.6	94.4	133.6	80.6	94.4	133.6				80.6	94.4	133.6
37				154.1	72.0	44.8	154.1	72.0	44.8				154.1	72.0	44.8
38					48.0	46.4		48.0	46.4					48.0	46.4
40						48.0			48.0						48.0
42					22.4			22.4						22.4	
43					22.4			22.4						22.4	
8						22.4			22.4						22.4
9						158.5			158.5						158.5
10						470.0			470.0						470.0
11				357.6	299.7	1,312.6	357.6	299.7	1,312.6			0.05	357.6	299.7	1,312.6
12				1,112.9	847.8	1,054.5	1,112.9	847.8	1,054.5				1,112.9	847.8	1,054.5
13				829.9	1,222.1	1,376.5	829.9	1,222.1	1,376.5				829.9	1,222.1	1,376.5
14				1,240.4	640.9	761.9	1,240.4	640.9	761.9		0.07		1,240.4	641.0	761.9
15				351.5	512.6	728.9	351.5	512.6	728.9	0.3		0.04	351.8	512.6	728.9
16				322.0	369.9	724.4	322.0	369.9	724.4				322.0	369.9	724.4
17				686.9	354.5	681.6	686.9	354.5	681.6				686.9	354.5	681.6
18				872.6	678.9	1,003.3	872.6	678.9	1,003.3			0.03	872.6	678.9	1,003.3
19	136.9			449.6	251.4	900.8	586.4	251.4	900.8				586.4	251.4	900.8
20				572.2	527.8	522.9	572.2	527.8	522.9				572.2	527.8	522.9
21				478.9	224.9	816.1	478.9	224.9	816.1				478.9	224.9	816.1
22				272.0	153.4	200.1	272.0	153.4	200.1				272.0	153.4	200.1
23				512.5	87.2	391.5	512.5	87.2	391.5				512.5	87.2	391.5
24				392.7	115.2	84.3	392.7	115.2	84.3				392.7	115.2	84.3
25				402.1	148.3	340.5	402.1	148.3	340.5		0.4		402.1	148.7	340.5
26				296.4	204.7	44.8	296.4	204.7	44.8		0.05		296.4	204.8	44.8
27				288.0	116.8	194.5	288.0	116.8	194.5				288.0	116.8	194.5
28				137.6	307.1	67.2	137.6	307.1	67.2				137.6	307.1	67.2
29				242.9	205.5	223.7	242.9	205.5	223.7				242.9	205.5	223.7
30				212.0	202.4	357.2	212.0	202.4	357.2				212.0	202.4	357.2
<b>TOT.2008-09</b>	<b>136.9</b>			<b>10,964</b>			<b>11,101</b>			<b>0.3</b>			<b>11,101</b>		
TOT. 2007-08					9,274.8			9,274.8			0.5			9,275.3	
TOT. 2006-07						14,343			14,343			0.1			14,343



## Pears Weekly Departures to Far East Season 2008/2009 (Tons)

WEEK	CHARTER			LINER			TOTAL SEA FREIGHT			AIR FREIGHT			TOTAL		
	2008-09	2007-08	2006-07	2008-09	2007-08	2006-07	2008-09	2007-08	2006-07	2008-09	2007-08	2006-07	2008-09	2007-08	2006-07
31						69.9			69.9						69.9
32						94.4			94.4						94.4
5						46.1			46.1	0.9			0.9		46.1
6						129.5			129.5						129.5
7				44.1		23.0	44.1		23.0				44.1		23.0
8				91.7		46.4	91.7		46.4				91.7		46.4
9				68.1			68.1						68.1		
10				27.7	23.0	4.3	27.7	23.0	4.3			0.5	27.7	23.0	4.8
11				45.2		24.5	45.2		24.5				45.2		24.5
12				23.0	49.0		23.0	49.0					23.0	49.0	
13						49.0			49.0						49.0
14				23.0	23.0	48.7	23.0	23.0	48.7				23.0	23.0	48.7
15					87.3	77.6		87.3	77.6					87.3	77.6
16						25.4			25.4						25.4
17					73.4			73.4						73.4	
18						24.5			24.5			0.1			24.6
19						49.0			49.0						49.0
20				64.2	23.3	23.3	64.2	23.3	23.3				64.2	23.3	23.3
21					92.9	23.3		92.9	23.3					92.9	23.3
23				21.2		70.4	21.2		70.4				21.2		70.4
24				21.3	23.3		21.3	23.3					21.3	23.3	
25					29.1			29.1						29.1	
26					69.9	46.6		69.9	46.6					69.9	46.6
27					69.9			69.9						69.9	
28				46.6		23.3	46.6		23.3				46.6		23.3
29				46.6	46.6	46.3	46.6	46.6	46.3				46.6	46.6	46.3
30				46.3	69.9	46.3	46.3	69.9	46.3				46.3	69.9	46.3
<b>TOT.2008-09</b>				<b>569.1</b>			<b>569.1</b>			<b>0.9</b>			<b>569.9</b>		
TOT. 2007-08					680.7			680.7						680.7	
TOT. 2006-07						991.7			991.7			0.7			992.4

## Nectarines Weekly Departures to Far East Season 2008/2009 (Tons)

WEEK	CHARTER			LINER			TOTAL SEA FREIGHT			AIR FREIGHT			TOTAL		
	2008-09	2007-08	2006-07	2008-09	2007-08	2006-07	2008-09	2007-08	2006-07	2008-09	2007-08	2006-07	2008-09	2007-08	2006-07
48										0.2		0.2	0.2		0.2
49											0.3	0.3		0.3	0.3
50											0.4	0.5		0.4	0.5
51	9.4	6.5	12.2	114.0	19.4	104.2	123.4	25.9	116.3	0.9	1.0	0.5	124.3	26.9	116.9
52	5.0			203.6	63.4	141.1	208.6	63.4	141.1		0.4	0.6	208.6	63.8	141.7
1				141.1	1.0	218.5	141.1	1.0	218.5		1.4	0.4	141.1	2.5	218.9
2		6.0		274.5	160.7	63.0	274.5	166.7	63.0	1.3	1.4	0.5	275.8	168.1	63.5
3				248.7	149.8	534.4	248.7	149.8	534.4		2.8	0.5	248.7	152.5	534.9
4			20.2	859.0	512.6	329.9	859.0	512.6	350.1		0.4	0.8	859.0	513.0	350.9
5				484.8	149.8	318.6	484.8	149.8	318.6	1.3		0.08	486.1	149.8	318.7
6				390.8	302.7	383.5	390.8	302.7	383.5			0.3	390.8	302.7	383.8
7				737.8	391.8	304.9	737.8	391.8	304.9				737.8	391.8	304.9
8				819.0		1,242.6	819.0		1,242.6				819.0		1,242.6
9				1,313.4	1,191.8	1,145.4	1,313.4	1,191.8	1,145.4				1,313.4	1,191.8	1,145.4
10				1,219.7	758.7	99.4	1,219.7	758.7	99.4				1,219.7	758.7	99.4
11				228.9	383.7	22.7	228.9	383.7	22.7		0.3		228.9	383.9	22.7
12					21.6			21.6						21.6	
14						19.8			19.8						19.8
<b>TOT.2008-09</b>	<b>14.4</b>			<b>7,035.4</b>			<b>7,049.8</b>			<b>3.6</b>			<b>7,053.4</b>		
TOT. 2007-08		12.6			4,106.8			4,119.4			8.3			4,127.6	
TOT. 2006-07			32.3			4,928.0			4,960.3			4.7			4,965.0

## Plums Weekly Departures to Far East

Season 2008/2009 (Tons)

WEEK	CHARTER			LINER			TOTAL SEA FREIGHT			AIR FREIGHT			TOTAL		
	2008-09	2007-08	2006-07	2008-09	2007-08	2006-07	2008-09	2007-08	2006-07	2008-09	2007-08	2006-07	2008-09	2007-08	2006-07
48												0.2			0.2
49												0.2	0.09		0.2 0.09
50												0.4	0.2		0.4 0.2
51						43.2			43.2	0.6	0.3	0.09	0.6	0.3	43.3
52	2.2			277.2		191.4	279.4		191.4			0.2	279.4		191.6
1				117.6		714.7	117.6		714.7			0.2	0.3	117.6	0.2 715.0
2				586.6	268.2	266.0	586.6	268.2	266.0	1.1	0.2	0.6	587.7	268.4	266.6
3				641.1	308.4	1,290.6	641.1	308.4	1,290.6	1.0	0.6	0.3	642.1	309.0	1,290.9
4			4.3	585.9	323.3	500.9	585.9	323.3	505.2			0.5	0.7	585.9	323.8 505.9
5				648.7	346.1	371.4	648.7	346.1	371.4	0.6		0.07	649.3	346.1	371.5
6				934.8	346.5	2,447.7	934.8	346.5	2,447.7			0.5	934.8	346.5	2,448.2
7				3,769.1	1,141.0	1,614.8	3,769.1	1,141.0	1,614.8			0.009	3,769.1	1,141.0	1,614.8
8				1,528.2	460.4	952.7	1,528.2	460.4	952.7	0.7			1,528.9	460.4	952.7
9				1,362.8	1,382.8	1,235.0	1,362.8	1,382.8	1,235.0				1,362.8	1,382.8	1,235.0
10				882.1	373.7	575.7	882.1	373.7	575.7				882.1	373.7	575.7
11				586.4	591.1	708.9	586.4	591.1	708.9				586.4	591.1	708.9
12				434.4	834.7	633.1	434.4	834.7	633.1				434.4	834.7	633.1
13				165.7	695.4	581.2	165.7	695.4	581.2				165.7	695.4	581.2
14				472.5	455.0	493.2	472.5	455.0	493.2				472.5	455.0	493.2
15				160.3	439.3	424.0	160.3	439.3	424.0				160.3	439.3	424.0
16				72.0	86.5	499.5	72.0	86.5	499.5				72.0	86.5	499.5
17					25.2	67.2		25.2	67.2					25.2	67.2
18					20.2	156.8		20.2	156.8					20.2	156.8
19					7.6			7.6						7.6	
<b>TOT.2008-09</b>	<b>2.2</b>			<b>13,225</b>			<b>13,227</b>			<b>3.9</b>			<b>13,231</b>		
TOT. 2007-08					8,105.4			8,105.4			2.5			8,107.8	
TOT. 2006-07			4.3			13,768			13,772			3.2			13,775

## Cherries Weekly Departures to Far East

Season 2008/2009 (Tons)

WEEK	CHARTER			LINER			TOTAL SEA FREIGHT			AIR FREIGHT			TOTAL		
	2008-09	2007-08	2006-07	2008-09	2007-08	2006-07	2008-09	2007-08	2006-07	2008-09	2007-08	2006-07	2008-09	2007-08	2006-07
43												1.1			1.1
44										0.6	2.0	2.0	0.6	2.0	2.0
45										13.5	0.5	21.3	13.5	0.5	21.3
46				11.3			11.3			122.9	44.8	109.3	134.2	44.8	109.3
47				158.2		7.9	158.2		7.9	122.7	104.1	112.4	280.9	104.1	120.3
48			103.0	162.5	60.6	161.3	162.5	60.6	264.3	230.7	135.8	115.1	393.2	196.5	379.4
49	179.6	156.8	102.8	1,938.3	658.0	243.4	2,117.9	814.8	346.1	217.8	157.1	162.3	2,335.7	971.9	508.4
50	33.8	200.9	203.1	3,245.4	1,548.1	1,462.5	3,279.3	1,748.9	1,665.6	139.5	223.6	166.8	3,418.8	1,972.5	1,832.4
51	33.0	104.8	195.3	3,598.1	2,919.4	1,874.5	3,631.0	3,024.2	2,069.9	181.0	124.7	100.9	3,812.0	3,148.9	2,170.8
52	13.2	3.4	69.2	624.0	3,311.5	543.6	637.3	3,314.9	612.9	90.4	79.6	40.4	727.7	3,394.4	653.3
1		9.8	17.9	345.2	832.5	694.2	345.2	842.3	712.1	10.0	21.4	8.2	355.2	863.7	720.3
2	6.7	10.1		119.3	999.1	50.3	126.0	1,009.2	50.3	0.6	6.0	3.5	126.6	1,015.2	53.7
3		2.7	5.0	91.7	254.8	66.5	91.7	257.5	71.5		1.9	0.2	91.7	259.5	71.7
4				50.0	9.8		50.0	9.8			1.1		50.0	10.9	
5				10.3	8.0		10.3	8.0			0.5	0.2	10.3	8.5	0.2
7											1.1			1.1	
<b>TOT.2008-09</b>	<b>266.3</b>			<b>10,354</b>			<b>10,621</b>			<b>1,129.8</b>			<b>11,750</b>		
TOT. 2007-08		488.5			10,602			11,090			904.2			11,995	
TOT. 2006-07			696.4			5,104.2			5,800.6			843.6			6,644.2

## Berries Weekly Departures to Far East Season 2008/2009 (Tons)

WEEK	CHARTER			LINER			TOTAL SEA FREIGHT			AIR FREIGHT			TOTAL		
	2008-09	2007-08	2006-07	2008-09	2007-08	2006-07	2008-09	2007-08	2006-07	2008-09	2007-08	2006-07	2008-09	2007-08	2006-07
41										1.2		0.3	1.2		0.3
42										4.7	0.3		4.7	0.3	
43										7.2	0.3	2.0	7.2	0.3	2.0
44										10.9	1.2	3.3	10.9	1.2	3.3
45				22.5			22.5			19.4	2.3	8.0	41.9	2.3	8.0
46				37.7			37.7			21.4	2.8	6.5	59.1	2.8	6.5
47				28.1			28.1			16.4	9.9	8.8	44.6	9.9	8.8
48			2.5	27.0	11.3		27.0	11.3	2.5	27.9	18.4	11.1	54.9	29.7	13.5
49	0.5	7.2		154.8	43.9		155.3	51.1		25.1	31.1	19.0	180.4	82.2	19.0
50		3.0	3.0	72.5	11.3		72.5	14.2	3.0	22.5	26.5	30.7	95.0	40.7	33.7
51			3.0	114.2	18.1		114.2	18.1	3.0	8.8	22.8	14.2	123.0	40.9	17.1
52		11.3	3.0	37.6	20.1	11.3	37.6	31.3	14.2	6.4	21.0	10.3	44.0	52.3	24.5
1		11.3	8.1	16.9	18.0		16.9	29.3	8.1	14.9	19.9	9.5	31.8	49.2	17.7
2	1.0	10.6	10.5	61.9	45.0		62.9	55.7	10.5	8.0	16.5	15.4	70.9	72.2	25.9
3		7.7	5.9	42.8	32.5	22.8	42.8	40.2	28.7	5.7	21.1	14.1	48.4	61.3	42.8
4		2.0	3.6	41.9	57.8		41.9	59.7	3.6	16.2	12.7	12.2	58.0	72.4	15.8
5		3.9	8.3	10.1	37.3		10.1	41.1	8.3	17.6	19.4	12.2	27.7	60.6	20.5
6		9.4	3.1			11.2		9.4	14.3	14.3	15.9	16.2	14.3	25.3	30.4
7		15.3	4.7	42.7	51.8	11.3	42.7	67.1	15.9	13.3	10.0	13.8	56.0	77.1	29.8
8	3.4	3.0	5.9			6.2	3.4	3.0	12.1	15.4	17.9	13.8	18.8	20.9	25.9
9		11.3	3.0	3.9	44.9		3.9	56.1	3.0	12.8	11.2	16.7	16.8	67.3	19.6
10			3.0	5.0	11.1	11.3	5.0	11.1	14.2	12.7	11.9	8.4	17.7	22.9	22.7
11				4.5	26.4		4.5	26.4		15.9	10.1	6.3	20.4	36.6	6.3
12					20.3			20.3		13.4	11.9	11.1	13.4	32.2	11.1
13					33.2			33.2		18.0	18.9	17.5	18.0	52.1	17.5
14					16.7			16.7		16.0	12.4	15.8	16.0	29.1	15.8
15										1.0	6.8	18.9	1.0	6.8	18.9
16											0.5	7.1		0.5	7.1
17											0.7	1.4		0.7	1.4
<b>TOT.2008-09</b>	<b>4.9</b>			<b>724.0</b>			<b>729.0</b>			<b>367.2</b>			<b>1,096.1</b>		
TOT. 2007-08		95.8			499.5			595.3			354.5			949.8	
TOT. 2006-07			67.4			73.9			141.3			324.4			465.7

## Citrus Weekly Departures to Far East

Season 2008/2009 (Tons)

WEEK	CHARTER			LINER			TOTAL SEA FREIGHT			AIR FREIGHT			TOTAL		
	2008-09	2007-08	2006-07	2008-09	2007-08	2006-07	2008-09	2007-08	2006-07	2008-09	2007-08	2006-07	2008-09	2007-08	2006-07
36				1,335.6	296.3	1,799.9	1,335.6	296.3	1,799.9				1,335.6	296.3	1,799.9
37				1,136.5	296.9	1,676.0	1,136.5	296.9	1,676.0				1,136.5	296.9	1,676.0
38				920.9	392.0	975.5	920.9	392.0	975.5				920.9	392.0	975.5
39				755.4	99.1	705.3	755.4	99.1	705.3				755.4	99.1	705.3
40				425.6	540.3	577.5	425.6	540.3	577.5				425.6	540.3	577.5
41				150.4	144.0	69.2	150.4	144.0	69.2				150.4	144.0	69.2
42					74.0	694.8		74.0	694.8					74.0	694.8
43						170.6			170.6						170.6
44						122.5			122.5						122.5
4						49.5			49.5						49.5
5						24.8			24.8						24.8
6						111.6			111.6						111.6
7						49.5			49.5			0.02			49.6
8						272.4			272.4			0.02			272.5
9						247.7			247.7						247.7
10						222.9			222.9						222.9
11						173.4			173.4						173.4
12						123.8			123.8						123.8
13						222.9			222.9						222.9
14						297.2			297.2						297.2
16						218.2			218.2						218.2
17						208.3			208.3						208.3
18				23.5	44.0	704.0	23.5	44.0	704.0			0.005	23.5	44.0	704.0
19	23.5				23.8	460.8	23.5	23.8	460.8				23.5	23.8	460.8
20				188.9	355.7	1,556.8	188.9	355.7	1,556.8				188.9	355.7	1,556.8
21				214.1	483.7	1,938.5	214.1	483.7	1,938.5				214.1	483.7	1,938.5
22				350.3	123.8	490.1	350.3	123.8	490.1				350.3	123.8	490.1
23				1,178.8	827.5	2,621.3	1,178.8	827.5	2,621.3				1,178.8	827.5	2,621.3
24				979.1	1,864.4	283.6	979.1	1,864.4	283.6				979.1	1,864.4	283.6
25				1,039.0	1,328.1	2,308.9	1,039.0	1,328.1	2,308.9				1,039.0	1,328.1	2,308.9
26				974.6	1,801.9	1,344.3	974.6	1,801.9	1,344.3				974.6	1,801.9	1,344.3
27				1,058.4	1,900.9	1,084.6	1,058.4	1,900.9	1,084.6				1,058.4	1,900.9	1,084.6
28				1,037.7	1,097.3	1,584.0	1,037.7	1,097.3	1,584.0				1,037.7	1,097.3	1,584.0
29				1,271.9	2,179.3	1,431.7	1,271.9	2,179.3	1,431.7			0.04	1,271.9	2,179.3	1,431.8
30				1,052.3	2,660.2	1,594.4	1,052.3	2,660.2	1,594.4				1,052.3	2,660.2	1,594.4
31				686.3	2,908.9	2,135.1	686.3	2,908.9	2,135.1	2.1			688.3	2,908.9	2,135.1
32				1,645.3	1,566.8	1,906.1	1,645.3	1,566.8	1,906.1				1,645.3	1,566.8	1,906.1
33				1,618.1	1,102.6	1,880.6	1,618.1	1,102.6	1,880.6				1,618.1	1,102.6	1,880.6
34				1,338.8	965.3	1,819.9	1,338.8	965.3	1,819.9				1,338.8	965.3	1,819.9
35				1,494.4	669.1	1,160.2	1,494.4	669.1	1,160.2				1,494.4	669.1	1,160.2
<b>TOT.2008-09</b>	<b>23.5</b>			<b>20,876</b>			<b>20,899</b>			<b>2.1</b>			<b>20,901</b>		
TOT. 2007-08					23,746			23,746						23,746	
TOT. 2006-07						35,319		35,319				0.07			35,319

## Table Grapes Weekly Departures to Middle East Season 2008/2009 (Tons)

WEEK	CHARTER			LINER			TOTAL SEA FREIGHT			AIR FREIGHT			TOTAL		
	2008-09	2007-08	2006-07	2008-09	2007-08	2006-07	2008-09	2007-08	2006-07	2008-09	2007-08	2006-07	2008-09	2007-08	2006-07
2			467.1			15.9			483.0						483.0
3				28.8		78.7	28.8		78.7				28.8		78.7
4				28.8	124.0	120.3	28.8	124.0	120.3				28.8	124.0	120.3
5		319.7		64.3	103.8	105.8	64.3	423.5	105.8				96.8	423.5	105.8
6				31.4	149.9	60.5	31.4	149.9	60.5				61.4	149.9	60.5
7			676.2	150.0	421.2	111.4	150.0	421.2	787.6				150.0	421.2	787.6
8	983.0	473.9	313.7	113.4	273.0	157.7	1,096.4	746.9	471.4				1,125.9	746.9	471.4
9		328.1		269.0	441.1	129.4	269.0	769.2	129.4				269.0	769.2	129.4
10	634.8			221.5	373.1	433.1	856.4	373.1	433.1				856.4	373.1	433.1
11			266.3	285.1	123.3	336.9	285.1	123.3	603.2				285.1	123.3	603.2
12		949.6	297.5	184.2	555.8	185.4	184.2	1,505.4	482.9				184.2	1,505.4	482.9
13	406.7	260.9	252.5	87.2	376.9	218.9	493.9	637.9	471.4				493.9	637.9	471.4
14	335.0			159.9	127.2	138.2	494.9	127.2	138.2				494.9	127.2	138.2
15		271.6		214.8	183.0	188.9	214.8	454.6	188.9				214.8	454.6	188.9
16		441.0	27.0	131.9	71.2	13.2	131.9	512.2	40.2				131.9	512.2	40.2
17	180.0			112.1	77.3		292.1	77.3					292.1	77.3	
18				106.6	74.6		106.6	74.6					106.6	74.6	
19				62.9	36.9		62.9	36.9					62.9	36.9	
20				8.0	37.4		8.0	37.4					8.0	37.4	
<b>TOT.2008-09</b>	<b>2,539.5</b>			<b>2,259.9</b>			<b>4,799.5</b>						<b>4,891.4</b>		
TOT. 2007-08		3,045.0			3,549.7			6,594.7						6,594.7	
TOT. 2006-07			2,300.3			2,294.4			4,594.7						4,594.7

## Apples Weekly Departures to Middle East

Season 2008/2009 (Tons)

WEEK	CHARTER			LINER			TOTAL SEA FREIGHT			AIR FREIGHT			TOTAL		
	2008-09	2007-08	2006-07	2008-09	2007-08	2006-07	2008-09	2007-08	2006-07	2008-09	2007-08	2006-07	2008-09	2007-08	2006-07
31				457.0	1,824.7	484.4	457.0	1,824.7	484.4				457.0	1,824.7	484.4
32	3,923.4	3,344.5		506.1	316.4		4,429.5	3,660.9					4,429.5	3,660.9	
33				409.0	42.8	89.8	409.0	42.8	89.8				409.0	42.8	89.8
34			2,603.9	598.8			598.8			2,603.9			598.8		2,603.9
35				106.8	126.5		106.8	126.5					106.8	126.5	
36				274.4	42.8		274.4	42.8					274.4	42.8	
37		2,910.0		285.5			285.5	2,910.0					285.5	2,910.0	
38				71.3			71.3						71.3		
39	3,228.7						3,228.7						3,228.7		
42			2,819.4							2,819.4					2,819.4
43				408.0			408.0						408.0		
6				152.6	157.0	129.7	152.6	157.0	129.7				152.6	157.0	129.7
7			2,157.8	675.5	507.3	982.4	675.5	507.3	3,140.3				675.5	507.3	3,140.3
8	6,668.0	2,960.2	2,478.8	990.8	2,434.1	1,622.2	7,658.8	5,394.3	4,101.0				7,658.8	5,394.3	4,101.0
9		3,232.9		1,999.5	1,444.9	2,891.6	1,999.5	4,677.8	2,891.6				1,999.5	4,754.1	2,891.6
10	3,833.8			3,638.4	1,308.8	2,324.1	7,472.2	1,308.8	2,324.1				7,472.2	1,308.8	2,324.1
11			3,771.2	2,708.8	1,749.3	2,515.7	2,708.8	1,749.3	6,286.9				2,708.8	1,749.3	6,286.9
12		5,992.6	3,676.5	3,232.7	3,875.2	3,488.7	3,232.7	9,867.9	7,165.2				3,253.9	9,867.9	7,165.2
13	2,902.1	3,435.2	3,914.9	1,573.7	3,540.1	3,910.2	4,475.9	6,975.3	7,825.1				4,475.9	6,975.3	7,825.1
14	3,455.9			2,819.7	2,659.9	2,406.3	6,275.5	2,659.9	2,406.3				6,275.5	2,677.7	2,406.3
15		8,142.0		3,412.6	2,838.6	2,581.7	3,412.6	10,981	2,581.7				3,412.6	11,044	2,581.7
16		4,867.9	4,110.7	2,235.1	2,785.0	2,838.7	2,235.1	7,652.9	6,949.4				2,235.1	7,674.1	6,949.4
17	4,159.4			2,830.2	1,722.1	690.2	6,989.6	1,722.1	690.2				6,989.6	1,722.1	690.2
18			4,161.5	1,831.2	4,194.7	2,595.9	1,831.2	4,194.7	6,757.4				1,831.2	4,194.7	6,757.4
19				980.7	2,381.2	1,140.8	980.7	2,381.2	1,140.8				980.7	2,381.2	1,140.8
20			6,585.2	1,237.2	2,346.5	853.8	1,237.2	2,346.5	7,439.0				1,237.2	2,346.5	7,439.0
21				739.3	1,978.8	1,448.9	739.3	1,978.8	1,448.9				739.3	1,978.8	1,448.9
22		8,310.2		848.3	634.2	1,580.4	848.3	8,944.4	1,580.4				848.3	8,944.4	1,580.4
23				616.3		1,468.5	616.3		1,468.5				616.3		1,468.5
24	3,780.6			1,376.7	1,039.3	960.8	5,157.3	1,039.3	960.8				5,157.3	1,039.3	960.8
25	4,499.2		3,153.0	1,838.8	1,535.0	1,226.3	6,338.0	1,535.0	4,379.3				6,338.0	1,535.0	4,379.3
26				2,084.6	1,105.8	1,171.8	2,084.6	1,105.8	1,171.8				2,084.6	1,105.8	1,171.8
27				1,553.5	1,264.7	774.4	1,553.5	1,264.7	774.4				1,553.5	1,264.7	774.4
28			2,406.1	1,765.3	2,855.6	623.6	1,765.3	2,855.6	3,029.7				1,765.3	2,855.6	3,029.7
29				1,316.9	1,856.1	1,559.4	1,316.9	1,856.1	1,559.4				1,316.9	1,856.1	1,559.4
30				868.7	1,015.4	1,382.7	868.7	1,015.4	1,382.7				868.7	1,015.4	1,382.7
<b>TOT.2008-09</b>	<b>36,451</b>			<b>46,036</b>			<b>82,487</b>						<b>82,508</b>		
TOT. 2007-08		43,196			49,991			93,186						93,365	
TOT. 2006-07			41,839			43,743		85,582							85,582

## Kiwifruits Weekly Departures to Middle East Season 2008/2009 (Tons)

WEEK	CHARTER			LINER			TOTAL SEA FREIGHT			AIR FREIGHT			TOTAL		
	2008-09	2007-08	2006-07	2008-09	2007-08	2006-07	2008-09	2007-08	2006-07	2008-09	2007-08	2006-07	2008-09	2007-08	2006-07
31				128.5	299.8		128.5	299.8					128.5	299.8	
32	50.7	91.6		73.0	17.9	20.8	123.7	109.5	20.8				123.7	109.5	20.8
33				86.5	34.1		86.5	34.1					86.5	34.1	
34			91.6	74.1			74.1		91.6				74.1		91.6
35				33.2			33.2						33.2		
36				18.3			18.3						18.3		
37		50.7						50.7						50.7	
12				22.2	44.8	52.7	22.2	44.8	52.7				22.2	44.8	52.7
13				168.4			168.4						168.4		
14				335.5	85.1	97.7	335.5	85.1	97.7				335.5	85.1	97.7
15		55.7		286.1	88.0	121.0	286.1	143.7	121.0				286.1	143.7	121.0
16		46.4	125.4	225.0	277.9	209.5	225.0	324.3	334.9				225.0	324.3	334.9
17	152.9			323.1	21.0	35.9	476.0	21.0	35.9				498.4	21.0	35.9
18			194.2	278.5	516.7	179.2	278.5	516.7	373.4				278.5	516.7	373.4
19				265.5	317.5	137.8	265.5	317.5	137.8				265.5	317.5	137.8
20			200.6	210.7	369.2	182.8	210.7	369.2	383.5				210.7	369.2	383.5
21				297.6	321.1	105.3	297.6	321.1	105.3				297.6	321.1	105.3
22		106.9		130.6	76.8	50.6	130.6	183.7	50.6				130.6	183.7	50.6
23				74.0		83.1	74.0		83.1				74.0		83.1
24	146.2			224.2	270.7	97.7	370.4	270.7	97.7				370.4	270.7	97.7
25	95.9		108.5	115.5	149.6	17.9	211.4	149.6	126.4				211.4	149.6	126.4
26				114.8	266.0	180.2	114.8	266.0	180.2				114.8	266.0	180.2
27				173.4	215.8	40.3	173.4	215.8	40.3				173.4	215.8	40.3
28				186.0	127.3	55.1	186.0	127.3	55.1				186.0	127.3	55.1
29				188.8	135.5	42.6	188.8	135.5	42.6				188.8	135.5	42.6
30				197.0	212.3	60.0	197.0	212.3	60.0				197.0	212.3	60.0
<b>TOT.2008-09</b>	<b>445.7</b>			<b>4,230.6</b>			<b>4,676.2</b>						<b>4,698.6</b>		
TOT. 2007-08		351.3			3,847.0			4,198.2						4,198.2	
TOT. 2006-07			720.3			1,770.3			2,490.6						2,490.6

## Pears Weekly Departures to Middle East Season 2008/2009 (Tons)

WEEK	CHARTER			LINER			TOTAL SEA FREIGHT			AIR FREIGHT			TOTAL		
	2008-09	2007-08	2006-07	2008-09	2007-08	2006-07	2008-09	2007-08	2006-07	2008-09	2007-08	2006-07	2008-09	2007-08	2006-07
51						20.2			20.2						20.2
52						40.3			40.3						40.3
1						53.8			53.8						53.8
2			1,136.1	56.4	208.8	220.9	56.4	208.8	1,357.0				56.4	208.8	1,357.0
3				423.5	266.9	300.5	423.5	266.9	300.5				423.5	266.9	300.5
4				574.5	443.5	76.6	574.5	443.5	76.6				574.5	443.5	76.6
5		861.5		417.9	187.0	159.1	417.9	1,048.5	159.1				417.9	1,048.5	159.1
6				119.6	151.2	22.1	119.6	151.2	22.1				119.6	151.2	22.1
7			539.7	233.4	134.0	159.8	233.4	134.0	699.5				233.4	134.0	699.5
8	436.4	568.8	170.0	253.5	109.7	66.2	689.9	678.5	236.1				689.9	678.5	236.1
9		496.4		287.5	205.8	66.2	287.5	702.1	66.2				287.5	702.1	66.2
10	233.0			133.8	101.7	132.7	366.7	101.7	132.7				366.7	101.7	132.7
11			44.8	74.2	42.7	69.8	74.2	42.7	114.6				74.2	42.7	114.6
12		144.5	96.8	171.3	115.3	65.1	171.3	259.8	161.9				171.3	259.8	161.9
13	11.8	99.0		42.8	40.9	121.8	54.6	139.9	121.8				54.6	139.9	121.8
14					82.8			82.8						82.8	
15				45.0	63.8		45.0	63.8					45.0	63.8	
16		57.5		23.5	21.6	88.2	23.5	79.1	88.2				23.5	79.1	88.2
18				23.5	43.7		23.5	43.7					23.5	43.7	
19					63.7			63.7						63.7	
20				23.5			23.5						23.5		
22					66.2			66.2						66.2	
<b>TOT.2008-09</b>	<b>681.2</b>			<b>2,904.0</b>			<b>3,585.1</b>						<b>3,585.1</b>		
TOT. 2007-08		2,227.7			2,349.1			4,576.8						4,576.8	
TOT. 2006-07			1,987.3			1,663.1			3,650.4						3,650.4

## Plums Weekly Departures to Middle East

Season 2008/2009 (Tons)

WEEK	CHARTER			LINER			TOTAL SEA FREIGHT			AIR FREIGHT			TOTAL		
	2008-09	2007-08	2006-07	2008-09	2007-08	2006-07	2008-09	2007-08	2006-07	2008-09	2007-08	2006-07	2008-09	2007-08	2006-07
51						36.3			36.3			2.5			38.7
52													17.5		
1												1.8			1.8
2			98.9									98.9			98.9
3					44.4			44.4					17.5	44.4	
4					15.4	41.0		15.4	41.0					15.4	41.0
5				21.6	5.4		21.6	5.4					39.1	5.4	
6				4.4	65.1	20.4	4.4	65.1	20.4				21.9	65.1	20.4
7			307.0		66.0	315.9		66.0	622.9					66.0	622.9
8	484.4	89.4	143.2	65.8	166.5	279.5	550.2	256.0	422.8				550.2	256.0	422.8
9		172.6		167.7	183.1	118.3	167.7	355.7	118.3				167.7	355.7	118.3
10	389.6				98.1	77.5	389.6	98.1	77.5				389.6	98.1	77.5
11			155.8	169.4	88.7	58.4	169.4	88.7	214.3				169.4	88.7	214.3
12		642.8	22.9	24.0	144.0	22.4	24.0	786.8	45.3				24.0	786.8	45.3
13	246.7	159.4	96.1	24.0	342.4	105.3	270.7	501.8	201.4				270.7	501.8	201.4
14	176.5			44.6	103.1	44.8	221.1	103.1	44.8				221.1	103.1	44.8
15		96.6		14.7	48.0		14.7	144.6					14.7	144.6	
16			34.1	14.7	6.0		14.7	6.0	34.1				14.7	6.0	34.1
<b>TOT.2008-09</b>	<b>1,297.2</b>			<b>550.9</b>			<b>1,848.1</b>						<b>1,918.0</b>		
TOT. 2007-08		1,160.9			1,376.3			2,537.1						2,537.1	
TOT. 2006-07			858.1			1,119.8			1,978.0			4.3			1,982.3

## Citrus Weekly Departures to Middle East

Season 2008/2009 (Tons)

WEEK	CHARTER			LINER			TOTAL SEA FREIGHT			AIR FREIGHT			TOTAL		
	2008-09	2007-08	2006-07	2008-09	2007-08	2006-07	2008-09	2007-08	2006-07	2008-09	2007-08	2006-07	2008-09	2007-08	2006-07
36				48.3			48.3						48.3		
37				49.5			49.5						49.5		
22				24.0			24.0						24.0		
23				24.0			24.0						24.0		
24				72.3		42.6	72.3		42.6				72.3		42.6
25				93.6		84.8	93.6		84.8				93.6		84.8
26				72.0			72.0						72.0		
27				72.0			72.0						72.0		
28				72.0			72.0						72.0		
29				72.3			72.3						72.3		
30				72.3	19.6		72.3	19.6					72.3	19.6	
32				19.6			19.6						19.6		
34				24.8			24.8						24.8		
<b>TOT.2008-09</b>				<b>716.8</b>			<b>716.8</b>						<b>716.8</b>		
TOT. 2007-08					19.6			19.6						19.6	
TOT. 2006-07						127.4			127.4						127.4



EXPORTERS & IMPORTERS INDEX

YEARBOOK CHILE 2009

# EXPORDATA



ExporData

THE OFFICIAL FIGURES

**ALL FRUIT BUYERS IN THE WORLD WANT TO  
OFFER FRESH FRUIT TO THEIR CLIENTS**

**FF PROVIDES A LONGER FRUIT CONSERVATION**

**FF :: IS FRESH FRUIT**



**san jorge::packaging**

[www.sanjorgepackaging.cl](http://www.sanjorgepackaging.cl)



**CHILEAN COMPANIES (>778 tons)**

COMPANY NAME	PAGE
7 STARS S.A.	65
ACONCAGUA LTDA, EXPORTADORA (ACONEX)	24
AGREXPORT LTDA.	190
AGRIC.COM.E INVERS.EL CAMINO	204
AGRÍCOLA LA CANTERA	123
AGRICOLA DALBOSCO HNOS.Y CIA LTDA.	183
AGRÍCOLA GLORIA CHILE	128
AGRICOLA LOS MAYOS LTDA.	131
AGRÍCOLA LYON LTDA	91
AGRICOLA PLAZA VIEJA LTDA.	136
AGRICOLA Y FRUTICOLA LA ESPERANZA S.A	194
AGRIFRUT COMERCIAL LTDA.	194
AGRSOUTH ESTATES CHILE S.A.	44
AGRO ALIMENTOS LTDA. (AGRAL)	177
AGROBERRIES LTDA.	93
AGROC. GONZALEZ	147
AGROFRUIT LTDA, EXPORTADORA	191
AGROFRUTA LTDA.	172
AGRONEGOCIOS VALLES DEL NORTE LTDA	122
AGUA SANTA, EXPORTADORA (GREENTREE)	38
AGUAS BLANCAS LTDA, FRUTERA	185
ALCALDE S.A.	95
ALDUNATE LTDA, EXPORTADORA	121
ALFONSO EYZAGUIRRE Y CIA. LTDA, COMERCIAL	180
ALIMENTOS NATURALES VITAFOODS S.A.	183
ALQUIMIA FRESH S.A	102
AMS FAMILY S.A., COMERCIAL	41
ANAKENA LTDA, EXPORTADORA	167
ANDINA EXPORTADORA S.A.	179
ANDINEXIA S.A	206
APF EXPORT S.A.	124
ARAUCARIA EXPORTACIONES S.A.	169
ARCOTRADING LTDA	188
ATACAMA LTDA. FRUTICOLA Y EXPORT.	43
ATLÁNTIDA LTDA, SOCIEDAD AGRÍCOLA E INM.	207
ATLAS S.A., EXPORTADORA	46
BALLERINA LTDA., AGRIC.	206
BAUZA EXPORT LTDA.	59
BEATRIZ A.ALIAGA CACERES	200
BELLAVITA S.A, AGRÍCOLA	200
BENIPAUOLA S.A.	214
BRIGOFRUT IMPORT.EXPORT.EIRL	191
BROWN LTDA, AGRÍCOLA	118
C Y D INTERNACIONAL S.A.	35
CABILFRUT S.A.	68
CABO DE HORNOS S.A., EMPRESAS	153
CANTA RANA S.A, AGR. FOREST.	164

**CHILEAN COMPANIES (>778 tons)**

COMPANY NAME	PAGE
CARLOS HASBUN HASBUN E, EXPORTADORA	107
CARVAJAL Y SALINA LTDA., S.A.C.	188
CATANIA CHILE S.A.	67
CERRILLOS DE TAMAYA	173
CERRO ALEGRE LTDA.	179
CERRO CAMPANARIO LTDA, SOCIEDAD AGRÍCOLA	62
CERRO POQUI LTDA., EXPORTADORA	89
CHILEFARMS S.A.	173
CHILEXPO FRUT LTDA., SOC. AGR.	92
CHILFRESH LTDA., SERVICIOS	184
COCHIGUAZ S.A., AGRIC.	196
COMERCIAL FRUTICOLA S.A.	119
COMERCIAL PRONTOEXPORT LTDA.	55
COMERCIAL SM PLUS LTDA.	126
COMERCIALIZADORA PAINE LTDA.	168
COMEXPORT LTDA.	86
COMPAÑÍA FRUTERA DEL NORTE S.A (CFN)	60
CONT. DEL SUR	201
CONTADOR FRUTOS S.A.	52
CONVALLIS S.A, EXPORTADORA	117
COPEFRUT S.A.	18
CÓRPORA AGRÍCOLA S.A.	53
CORP. FRUTICOLA CHILENA S.A. (CORFRUT)	83
DAVID DEL CURTO S.A.	17
DEL MONTE FRESH PRODUCE (CHILE) S.A.	20
DELIFRUIT S.A	90
DESARROLLO AGRARIO S.A.	75
DISA S.A, EXPORTADORA	132
DOLE CHILE S.A.	15
DOSAL HNOS. Y CIA. LTDA.	152
DRISCOLL ´S DE CHILE S.A.	96
EASTER ISLAND S.A	178
ECOAUSTRAL LTDA.	94
EL ALMENDRO S.A	146
EL BOLDAR, AGRÍCOLA LTDA	175
EL CALVARIO S.A , AGRÍCOLA	181
EL CERRITO S.A., AGRÍCOLA	186
EL MAITENAL S.A., AGRICOLA	120
EL OLAM LTDA.	192
EL PARQUE LTDA, EXPORTADORA Y SERVICIOS	66
EL TORREÓN EXPORT LTDA.	141
ELQUI, ASESORÍA AGRONÓMICA	170
EMPRESA VENEZOLANA CHILENA	193
EUROAMÉRICA S.A., FRUTERA	54
EVERFRESH S.A, EXPORTADORA	144
EXPORTADORA CAMPOFRUT LTDA.	214
EXPORTADORA FRUTAM LTDA.	30

**CHILEAN COMPANIES (>778 tons)**

COMPANY NAME	PAGE
EXPORTADORA M 5 S.A.	211
EXPORTADORA SAN ANDRÉS LTDA.	77
EXPORTADORA SOLOVAN LTDA.	110
EXSER LTDA.	31
FINEST FRUITS S.A.	182
FRANCISCO GONZALEZ M. EIRL, EMP COM.	193
FRESH EXPORT LTDA.	171
FRESH LAND CHILE S.A.	80
FRÍO TOCORNAL LTDA, SOC.AGR. (AGR.TOCORNAL)	177
FRUCENTRO S.A.	56
FRUCHAC EXPORT S.A.	203
FRUGAL S.A., EXPORTADORA	71
FRUIT GROWER CHILE S.A, EXPORTADORA	82
FRUMEL LTDA.	187
FRUTA AUSTRAL EXP. LTDA	101
FRUTAMERICA S.A, EXP.	84
FRUTAS DE EXPORTACIÓN S.A. (FRUTEXSA)	186
FRUTASOL CHILE S.A., EXPORTADORA	48
FRUTEXPORT S.A.	45
FRUTIFOR LTDA., EXP.	195
FRUVER CHILE LTDA, EXPORTADORA	202
FRUX LTDA, EXPORTADORA	212
GEDESA EXPORTACIONES S.A	100
GEOFROT S.A.	33
GESTIÓN DE EXPORTACIÓN FRUT. S.A.(GESEX)	32
GOLDEN FRUITS LTDA. EXPORTADORA	97
GONZAGRI S.A, EXPORTADORA	85
GONZÁLEZ Y MONTEALEGRE LTDA	151
GRANEROS LTDA, COM. Y DESHID.	213
GRAVO S.A.	203
GREEN VALLEY LTDA., EXPORTADORA	103
GREENVIC COMERCIAL S.A.	25
GROW LOGISTIC S.A.	201
GROW SOUTHWEST S.A.	192
GUILLERMO PROHENS SOMMELLA S.A.	88
HACIENDA CHOROMBO S.A.	180
HARS & HAGEBAUER LTDA. AGENCIA EN CHILE	172
HOJAS EXPORT LTDA.	197
HORTIFRUT CHILE S.A.	64
HUERTOS DEL VALLE LTDA., AGROIND. Y COM.	157
IGAL EXPORTACIONES LTDA	213
INES ESCOBAR Y CÍA LTDA	145
INVER.AGRICOLA BUENOS AIRES SA	182
ISABEL VALENZUELA R.	81
JAIME BOSH B E HIJOS CIA. LTDA.	168
JAIME PROHENS E	162
JAIME PROHENS V. Y CIA.LTDA.	113

**CHILEAN COMPANIES (>778 tons)**

COMPANY NAME	PAGE
JAIME SOLER S.A., AGROINDUSTRIAL	109
LA HERRADURA LTDA., SOC. AGR.	205
LA HIGUERA S.A.	129
LA PRIMAVERA S.A, SOCIEDAD AGRÍCOLA	149
LA ROSA SOFRUCO	189
LAFRUT EXPORTACIONES AGROPECUARIAS LTDA.	51
LO CASTILLO EXPORTACIONES LTDA.	155
LONTUE S.A., DIST. DE FRUTAS (LONFRUT)	148
LOS LIRIOS S.A. , EXPORTADORA	42
MAGNA TRADING S.A., EXPORTADORA	37
MARTA GONZALEZ	181
MAURICIO TRONCOSO V.	212
MENDOZA YTUZA, LUIS	199
MEREX CHILE LTDA., AGRICOLA	209
MEYER LTDA., EXPORTACIONES	76
MIEMIS LTDA, COMERCIAL	87
MONCURI SA INVERSIONES	174
MONTE ALTO	190
MONTERREAL LTDA, EXP DE FRUTAS	185
MONTOLÍN S.A., AGRÍCOLA E INMOBILIARIA	106
MORE FRUITS LTDA.	211
MSM S.A.	61
NICOFROT S.A.	175
NOBLE FRUIT S.A.	125
NOVAFRUX S.A.	70
NSA EXPORTS LTDA.	196
NUTRAFRUT S.A.	135
OPPENHEIMER CHILE LTDA, SERVICIOS AGRÍC.	166
OTEIZA LIMITADA, EXPORTADORA E IMPORTADORA	195
PACIFIC NUT COMPANY CHILE S.A.	143
PACIFIC S.A., EXPORTADORA	114
PASSALACQUA C., DANIELLA A.	150
PATAGONIA EXPORT S.A.	108
PATRICIO NEGRETE LTDA., SOC. EXP.	127
PERMANZ FRUT LTDA., EXPORTADORA	140
PETRA LTDA., SOC. EXPORTADORA	207
PLANET S.A, EXPORTADORA	198
POCURO LTDA.	198
POLAR FRUIT INTERNATIONAL S.A.	50
PRIMA AGROTRADING S.A.	165
PRIZE LTDA., EXPORTADORA	69
PROEXPORT LTDA, EXPORTADORA	178
PROHENS S, RAFAEL Y CIA. LTDA.	161
PROPAL S.A., EXPORTADORA	26
PUELICHE S.A.	176
QUEULAT EXPORT S.A.	99
QUILACO S.A., AGROINDUSTRIAS	104



**CHILEAN COMPANIES (<778 tons)**

COMPANY NAME	PAGE
A & B LTDA, COMERCIALIZADORA E IMPORTADORA	228
A G SERVICIOS Y CÍA. LTDA.	230
ABUFRUT LTDA.	238
ACHONDO SULLIVAN LTDA., AGRIC.	221
AGREX LTDA, EXPORTADORA	234
AGRIC.HUERTO CALIFORNIA LTDA.	237
AGRIC.LA LAGUNA DE BATUCO	234
AGRIC.LAURA C.	237
AGRICAMEX .LTDA	220
AGRICOLA CLAUDIA ZABALA EIRL	234
AGRICOLA CORDILLERA S.A	223
AGRÍCOLA EL MANQUE LTDA.	231
AGRICOLA GRAN CHILE LTDA.	238
AGRICOLA MARCELA ZABALA EIRL	235
AGRICOLA SANTA ADELA LTDA.	232
AGRIFRUTA S.A	230
AGRINTEZ LTDA., COMERCIAL	235
AGRO ENTRE RIOS LTDA.	237
AGRO FRÍO S.A.	237
AGRO INDUSTRIAL SANTA CRUZ S.A	236
AGRO PRODEX INTERNACIONAL S.A	233
AGRO SERVICIOS LTDA.	237
AGROBOX LTDA.	232
AGROCOMERCIAL DAGRO LTDA.	236
AGRODIRECT	221
AGROFRIO CENTRAL LTDA.	224
AGROFRUTA CHILENA LTDA.	237
AGROFRUTA MIRAFLORES LTDA.	231
AGROIND.PINOCHET FUENZALIDA LT	229
AGROINVERSIONES CLAVE LTDA.	233
AGROMERC LTDA. IMPORTADORA EXPORTADORA	234
AGRONUT LTDA., COM.	227
AGRONUT LTDA., COMERCIAL	222
AGRORED LTDA., SOC. AGRIC.	230
AGROSER LTDA.	229
AGROSERVICIOS	238
ALBORADA S.A.	219
ALIM.HERBERT E PHILIPS FAGARDO	226
ALL AMERICAN FARM CHILE S.A.	231
ALMEVAL S.A.	234
ALMOKING NUT & DRYFRUIT LTDA.	236
ALNUEZ LTDA., EXP. Y ASESORIAS	228
ALPINE CHILE S.A	232
ALTA S.A., FRUTÍCOLA	234
ALTO ACONCAGUA S.A.	226
ALTO COPIAPÓ LTDA, EXP. DE UVAS	217
ANATECH LTDA.	236

**CHILEAN COMPANIES (>778 tons)**

COMPANY NAME	PAGE
ANATOLIA LTDA., IMP.	232
ANDES SPECIALTY MEATS LTDA., COM.	235
ANDESUR S.A.	235
ARMENIA EXPORT LTDA.	238
ARUBA CHILE S.A.	226
ASES.PATRON LTD	236
ASI CHILE S.A.	221
ATACAMA LTDA.	238
ATLAS, COM.	238
AUSTRAL FRUIT S.	222
AVA LTDA.	218
BELCO LTDA.	220
BELLAFRUT S.A.	232
BEN DAVID S.A, EXPORTADORA	218
BENDEL S.A., IMP. Y EXP.	219
BLUE VALLEY	223
BONUS TERRA S.A.	237
BOSQUES BIOBIO S.A.	232
BRAVO B., CARLOS	234
BROKER INC CHILE LTDA.	237
C Y M LTDA., SOC. AGRIC.	219
C Y P S.A., COMERCIAL	232
CAC SMART LTDA	238
CALAVO CHILE S.A.	220
CALLEJONES LTDA., SOC. FRUTIC.	225
CAMPILLAY, AGRÍCOLA	228
CANALES FERNANDEZ Y CIA. LTDA, MANUEL	229
CARLOS AGUILAR	230
CARLOS VALDIVIESO Y OTROS LTDA	237
CASABINDO LTDA, EXPORTADORA AGRÍCOLA	217
CASABLANCA ORGANICS	221
CATO LTDA, SOC AGRÍCOLA	229
CECILIA PEREZ P.	235
CHICUREO LTDA.	225
CHIMEX S.A.	234
CHRISTIAN BELLER	235
CIENAGO LTDA.	229
CINCO ESTRELAS CHILE S.A.	235
CINCOSUR LTDA.	230
CITRIPAL LTDA., AGRÍCOLA	221
CLAUDIA GUTIERREZ	232
CLAUDIO MATTE AGROIND. CIA.LTDA	237
COM.Y EXP.FRUTIC.ALTO DIAGUITA	235
COMBIFRUT S.A.	225
COMERC.Y EXP.NORTH ANDES CHILE	223
COMERCIAL AMS FAMILY S.A.	236
COMERCIAL SVS LTDA	223

**CHILEAN COMPANIES (<778 tons)**

COMPANY NAME	PAGE
CONAGRO, COM.	233
CONDESA CHILE	233
CONS. DANILO T.	235
CONTINENTAL FRUIT LTDA.	232
COOSEMANS CHILE LTDA.	236
COTTLEFARMS CHILE LTDA	225
CRISMARC S.A, EXP	231
CRISPA GOLD LTDA.	222
CRUCEROS LTDA., SOC. COM.	233
DE MIGUEL E.I.R.L.	233
DECONUT LTDA.	238
DURAPER LTDA.	237
ECOTERRA EXPORTACIONES LTDA.	238
EDUARDO ALVAREZ	236
EL ESCORIAL FUNDO	232
EL ESCORPIÓN DE CHILE LTDA.	229
EL ESCUDO LTDA, AGRICOLA FORESTAL	233
EL MOLINE LTDA.	232
EL RACO LTDA., AGR.	235
EL RANCHO LTDA, SERVICIOS	228
EMP.COMERC.DE FRUTOS DEL PAIS	234
EMPAC.DE PASAS DE EXPORTACION	237
ENTRE RÍOS FARMS	220
EXCEL INTERNATIONAL LTDA.	238
EXP SUDTERRA FRUT S.A.	222
EXP.Y FRUTIC.SAN ALBERTO LTDA	235
EXPOFRUT S.A.	238
EXPOFRUTA LTDA., SOC. COM. Y AGR.	223
EXPOOPERATIVA E.I.R.L	233
EXPORT.E INVERSIONES TEMPOFRUT	234
EXPORT.IMP.DO CAFE DO BRASIL	234
EXPORT.Y SERVICIOS RALFRUT S.A	237
EXPORTADORA C Y C LTDA.	232
EXPORTADORA DONA AGUSTINA LTDA	221
EXPORTADORA DOÑA PAULA LTDA.	221
EXPORTADORA DRYFRUT. LTDA	230
EXPORTADORA ECOVALLEY LTDA.	236
EXPORTADORA FASFRUT LTDA.	229
EXPORTADORA FRUCOL LTDA.	237
EXPORTADORA LOS LIBERTADORES	228
EXPORTADORA NOVA TERRA LTDA.	238
EXPORTADORA PANAGRO S.A.	225
EXPORTADORA POCURO S.A.	236
EXPORTADORA SAN LORENZO LTDA.	215
EXPORTADORA SANTA EMA LTDA.	230
EXPORTADORA VIENTO AUSTRAL LTD	233
EXPOSUR S.A	236

**CHILEAN COMPANIES (>778 tons)**

COMPANY NAME	PAGE
F.S.C. PRODUCE S.A.	237
FANTUZZI VILLASANTE LTDA. (EXPORTAL)	224
FATIMA UNO LTDA.	237
FENIX S.A	219
FERNANDO ALDO A.BUCAREY CAUSA	229
FERNANDO MORENO	234
FOOD & FRUIT COMERCIAL LTDA	222
FOODINVEST CHILE	216
FRANCISCO GALLEGUILLOS	236
FREDDY OCHOA P.	236
FRUGAS S.A.	227
FRUSERVICES LTDA.	238
FRUT CAN CHILE S.A, COM Y SERV.	237
FRUT. TERRANOVA S.A.	233
FRUTAS DEL HUERTO S.A., SOC. COM. EXP	235
FRUTAS E SANCHEZ S.L.(CHILE)LT	232
FRUTAS SECAS LTDA.	230
FRUTÍCOLA DE LOS ANDES, EXPORTADORA	223
FRUTOS DEL SOL S.A., EXPORTADORA	226
FRUTOS OESTE	222
FULLTARRE LTDA.	231
GABRIEL CHARAD NUR	234
GANA FLORES, ROSA IRENE	237
GARCIA GONZALEZ ANGEL PABLO	235
GB EXPORT S.A.	228
GESELFruit S.A.	229
GESTION PREDIAL CONSULTORES LTDA.	237
GL SERVICES S.A.	237
GLOBAL BABEGA LTDA., EXP.	224
GLOBAL INVERSIONES LTDA.	237
GRAND EXPORT S.A. CIA.D/COM.EXT	234
GREEN VALLEY	236
GREENPOINT S.A, EXPORTADORA	228
GREENWICH S.A., COMERCIAL	237
GRIFFITH, DAVID	236
GUAYAS LTDA., IMP. EXP.	228
GVF LTDA., EXP DE ALIMENTOS	238
H.L.EXPORTADORA AGRICOLA LTDA.	238
HELIFRUIT LTDA.	232
HELIX TERRA Y CIA. LTDA.	232
HENRÍQUEZ MARICH., JUAN	224
HERTZ ESCUDERO, MANUEL	234
HORFRUT LTDA.	234
IDAHUE CHILE	215
IGAL LTDA., EXP.	231
IMP.Y EXP.B & M LTDA.	234
INCA GOLD S.A.	237

**CHILEAN COMPANIES (<778 tons)**

COMPANY NAME	PAGE
INDUFRUT INT LTDA. IMP.Y EXP.	219
INTERFRUT SOC. POR ACCION, EXP.	229
INTERNATIONAL LOGISTICS GROUP LTDA.	236
INTERPROCESS S.A.	238
INVERSIONES TAPIHUE LTDA.	230
J.C. GAJARDO	231
JACUSIEL LTDA.	224
JAIME CORNEJO B.	235
JAIME RAMIREZ	237
JORGE E. ISOPI	235
JORGE GALLARDO EXPORTS	227
JOSE ROSSI VALLE Y CIA.LTDA.	237
JUAN F. SAEZ QUEZADA	235
JULIA LTDA.	232
JULIÁN DEL CURTO Y CIA. S.A.	233
KALIA LTDA.	223
KING FRESH PRODUCE LLC CHILE	235
KINGO CHILE S.A.	237
LA CAMPANA LTDA.	225
LA CRUZ LTDA, AGRO. COMERCIAL	220
LA FORTUNA S.A.	236
LA JOLLA LTDA., EXPORTADORA	234
LA SARA LTDA.	237
LAGUNA EL DIAL	234
LARRAÍN GONZÁLEZ SOCIEDAD COMERCIAL	237
LAS 3 R, AGROCOM	231
LAS MERCEDES LTDA., AGRICOLA	235
LAS TORTOLAS	238
LO ARCAYA EXP.	227
LOPEZ, MARIA V.	224
LOS MAITENES	223
LOS ROSALES LTDA.	238
LUIS A. DIAZ	227
LUIS DIAZ	229
LUIS FELIPE EDWARDS, FRUTICOLA. LTDA	220
LUIS H.ARANCIBIA EXP.AGRICOLA	231
LYSLE S.A.	234
M Y M EXPORTACIONES LTDA.	231
MANTO VERDE LTDA.	236
MANUEL JOSE GANDARILLAS I.	230
MARCELINO ZABALA ANSOLEAGA	236
MARCO A. CEFINIL	227
MARIA DEL CARMEN	233
MARIO ALFREDO O.	235
MARIO GUTIERREZ	216
MARIO LAZO HURT	230
MARITZA GONZALEZ	230

**CHILEAN COMPANIES (>778 tons)**

COMPANY NAME	PAGE
MARJORIE VELIZ	232
MAURICIO VILCHES	238
MAYFE LTDA.	235
MEGAFRUT LTDA.	215
MERCOFRUT S.A	233
METRO S.A.	229
METROPOLITANA COMERC.	218
MILTON BORQUEZ	237
MINO U, CECILIA	223
MONDIAL EXPORTS S.A	231
MONTE ROSA S.A.	237
MONTEBLANCO LTDA.	238
MORAN LTDA.	234
MR FRUIT LTDA.	234
NADCO S.A., AGRÍCOLA	223
NAHUEL EXPORT	228
NATAFRUT LTDA.	227
NATURAL CHOICE	231
NATURAL FRUIT L	215
NATURAL NUT S.A.	227
NENADOVICH DEL RIO, MIGUEL	230
NEW YORK EXPORTACIONES Y Cía LTDA.	224
NEXCO CHILE S.A.	220
NORBAR CHILE S.A	216
NORTH BAY CHILE S.A.	234
OMNI NUTS & FRUITS S.A	228
ORGANIK TIME SPA	227
ORION PACIFIC INTERNACIONAL, INC.	220
PACHACAMA LTDA.	229
PAIDAHUEN S.A., AGRICOLA	215
PANGUECILLO LTDA.	237
PARAGONIA	238
PARAÍSO DEL SUR S.A, EXP.	229
PARMEX S A	217
PATAGONIA AUSTRAL	238
PATAGONIA FOOD S.A	222
PATAGONIA TRADING S.A.	237
PERELLO Y Cía. LTDA.	236
PESQUERA MARAUQUILDA LTDA.	224
PETORCA VALLEY S.A., EXPORTADORA	223
PHILLIPS F., HERBERT	237
POCURO LTDA., SOC. AGROC.	232
POMA MAMANI SALVADOR Y OTROS	225
PROD. SILVESTRES	238
PRODALMEN LTDA.	224
PROFOODS LTDA.	229
PROJECT FRUIT	227



**CHILEAN COMPANIES (<778 tons)**

COMPANY NAME	PAGE
PUMALAL COMERCIAL LIMITADA	236
PUNTO AZUL LTDA.	235
QUINTA FRUIT LTDA.	219
R.P. S.A., IMP Y EXP	222
REBECA PRODUCE E.I.R.L.	216
RENO LTDA., EXPORTADORA	229
RENTA-FRUT S.A., AGRIC	224
RIO DUERO S.A.	221
RIO EXP. LTDA.	228
RIO LTDA., EXPORTADORA	234
RIO PARANÁ LTDA.	215
RIO SAN PEDRO	234
RIO TINTO S.A.	231
ROBSON BERRIES	234
ROBSON, JUAN FCO.	238
ROSA MORENO LUNA	215
ROSARIO LTDA., AGRÍCOLA	216
ROYALSUR S.A.	229
R-T LTDA., EXPORTADORA	230
S Y S LINAFRUT LTDA, AGRIC	231
SABU CHILE LTDA. EXP. IMP DE FRUTAS	232
SAFEX LTDA., EXPORTADORA	221
SAN ALBERTO S.A.	230
SAN CARLOS LTDA, SOC. AGRÍCOLA	225
SAN ESTEBAN LTDA, EXP. Y FRUTÍCOLA	236
SAN ESTEBAN LTDA, SOC EXP.	229
SAN JOAQUIN LTDA.	236
SAN JUAN LTDA.	233
SAN LUIS DE YÁQUIL S. A.(JOHNSONFRUIT)	217
SAN NICOLÁS LTDA., AGRÍCOLA	237
SAN SEBASTIAN EXPORT CHILE S.A.	223
SAN SEBASTIAN LTDA., AGRIC.	232
SAN SEBASTIAN LTDA., EXP.	236
SANTA ADELA LTDA.	237
SANTA ANA LTDA., SOC. AGRÍCOLA	221
SANTA JULIA LTDA, AGRÍCOLA Y COMERCIAL	216
SANTA JULIA LTDA., AGR.	221
SANTA MARTA, EXPORTADORA S.A	215
SANTA MONICA LTDA, AGRICOLA	218
SANTIS FRUIT LTDA.	234
SEELAND CHILE S.A.	237
SEGIO TRONCOSO	236
SEMILLAS TUNICHE LTDA	235
SENEL VÉLEZ Y CÍA. LTDA., EXPORTADORA	237
SERCO SHIPPER LTDA.	236
SERGIO E. LOPEZ	234
SERGIO YANTEN URBINA	230
SERVICIOS DE LOGISTICA	238

**CHILEAN COMPANIES (<778 tons)**

COMPANY NAME	PAGE
SIEMEL AGRICOLA LTDA.	234
SMITH, ALAN	236
SOC ZANELLI LTDA.	220
SOC.AGRICOLA ELICURA LTDA.	233
SOC.AGRICOLA H.C.LTDA.	237
SOC.AGRICOLA SANTA ANA LTDA.	238
SOC.AGRICOLA Y COM.GREENAGRO	219
SOC.COM.EXP.LARRAIN G.NILOYCIA	238
SOC.COMERCIAL STAR FRUIT LTDA.	217
SOC.INVERS.Y ASES USHUAJA	236
SOCIEDAD ENGLANDER NUSS S.A	226
SOL Y MAR LTDA.	229
SONE S.A.	236
SOUTH CARGO CHILE	238
SOUTH PACIFIC LTDA., SOC. AGR.	215
SOUTHERN FOOD TRADING LTDA.	235
SOUTHERN FRUIT S.A.	231
SOUTHERN SPECIALTIES	237
STEMILT CHILE LTDA., EXP.	230
SUDAMERICANA LTDA, HORTOFRUTÍCOLA	235
SUDTERRA CHILE	232
SUN WEST S.A.	226
SUPERFRUIT LTDA.	222
SUR CONTINENTE S.A.	229
SUR INTERNACIONAL S.A.	232
SUR TRADE	236
TEOFILA GARCIA	236
TERRA VERDE LTDA.	238
TERRAGENESIS LTDA.	235
TERRAZA, CARLOS	236
TOPFRUT NUTS LTDA.	237
TRANSFRUT LTDA.	227
TRANSFRUT LTDA., EXP.	237
TRES CABEZAS LTDA.	225
TRES SSS LTDA.	236
TURQUEZA LTDA.	223
UTILITAS LTDA.	234
V&V LIMITADA	217
VALLE DEL MAIPO CHILEAN FRUIT S.A.	219
VALLE LIMARÍ S.A, EXPORTADORA	216
VALLES NATURALES DE CHILE LTDA	222
VALVALLE LTDA., EXPORTADORA	220
VAP EXPORT CHILE LTDA	228
VENETO S.A, INVERSIONES Y AGRÍCOLA	225
VITALPAL S.A.	224
VIVEROS SUNNY R	234
WERNER HAEUSSLER FONTECILLA	234
ZUÑIGA ZUÑIGA, JOSÉ D.	216

## NORTH AMERICAN IMPORTERS

COMPANY NAME	PAGE
A ONE PRODUCE AND DAIRY	304
A.J. TRUCCO, INC.	274
ACONEX RT USA	252
AGREXCO AGRICULTURAL EXPORT CORP., LTD.	306
AGRI-MONDO, INC.	285
ALGA 73 LTD.	307
ALGOMA ORCHARDS LTD.	287
ALL AMERICAN FARMS INC	300
ALL FRESH INTERNATIONAL CO.	306
ALL FRESH PRODUCE	256
ALPINE FRESH INC.	282
AMANDA & VINCENT RESOURCES CO.	306
AMS EUROPEAN	307
ANDES RIVER MARKETING SERVICES CORP.	256
ANDREAS ECONOMOU	306
AORTA F&M SUPPLY Co. LTD.	307
APPLE A DAY FRUITS, INC.	305
ARBOLA PRODUCE, INC.	286
ARTISTIC FARMS	307
AVOCADOS DEL REY	281
AWE SUM ORGANICS	278
BACCHUS FRESH INTERNATIONAL	289
BALDOR SPECIALITY FOOD INC.	306
BALLANTINE PRODUCE Co., INC.	273
BEE SWEET CITRUS, INC.	270
BENELUX FLOWER & FOOD	307
BENGARD MARKETING	259
BERRY FRESH PRODUCE LLC	268
BORG PRODUCE	305
BORTON & SONS	305
BOUVET EXOTICS	304
C.H. ROBINSON WORLDWIDE INC.	290
CAL PACIFIC GROWERS	284
CAL SALES MARKETING	306
CALAVO GROWERS OF CALIFORNIA	272
CALIFORNIA GIANT INC.	298
CANADAWIDE	305
CAPOSUD SARL	306
CARIBBEAN GOLD LTD.	307
CEDIT U.S.A INC.	290
CENTURY FARMS INTL.INC.	305
CF FRESH	268
CHANNEL IMPORTS LLC	306
CHELAN FRESH MARKETING	292
CHENAIL FRUITS ET LEGUMES	302
CHINAFAITH WORLD WIDE LTD.	307
CHIQUITA FRESH NORTH AMERICA	248

## NORTH AMERICAN IMPORTERS

COMPANY NAME	PAGE
CITY FOODS PRODUCE LTD.	307
COLUMBIA MARKETING INTERNATIONAL	255
CONTEL FRESH, INC.	284
CONTEL GLOBAL, INC.	306
CONTINENTAL FOOD SALES INC.	305
CONTINENTAL FRESH LLC	303
CONTINENTAL FRUIT IMPORTS	306
COOSEMANS MIAMI, INC.	307
COOSEMANS SPECIALTIES, INC	306
COSTCO WHOLESALE	307
COTTLE STRAWBERRY NURSERY INC.	301
COURCHESNE LAROSE LTEE.	298
D & F PRODUCE, INC.	275
DANDREA PRODUCE INC.	257
D'ARRAGIO BROSS CO.	306
DAVE 'S SPECIALITY IMPORTS, INC.	295
DAYKA & HACKETT LLC	250
DEKALB FARMERS MARKET	299
DEL MONTE FRESH PRODUCE	247
DELFRUTTI	264
DEMETER FRUIT KING Co. LTD.	306
DIVINE FLAVOR LLC	289
DNE WORLD FRUIT SALES	277
DOLE FRESH FRUIT Co.	249
DOMEX SUPERFRESH GROWERS	305
DOMINIUN CITRUS LIMITED	305
DOR LUNG Co. LTD.	307
DOVEX FRUIT COMPANY	295
DRISCOLL 'S STRAWBERRY	261
DUBACANO	305
DUDA FARM FRESH FOODS	273
EARTH SOURCE TRADING INC.	267
ECO FARMS AVOCADO	276
EJT MANAGEMENT	307
EL JIBARITO INC.	307
ENVIROMETAL MICRO ANALYSIS INC	307
EPICURE TRADING	305
EPICUREAN ESTHETIC INC.	305
EVERFRESH GROUP	306
EVERGALAN ENTERPRISE	306
F.G. LISTER AND Co. LTD.	305
F.P.D., INC	261
FELIPE BENAVENTE	307
FIESTA FRUIT, INC.	305
FISHER CAPESPAN	253
FIVE DIAMOND COLD STORAGE INC.	293
FLORIDA EUROPEAN EXP. IMP. CO.	306

## NORTH AMERICAN IMPORTERS

COMPANY NAME	PAGE
FOUR SEASONS PRODUCE INC.	305
FRANK DONIO INC.	265
FRESH ADVANCEMENTS INC.	301
FRESH FIRST PRODUCE INC.	307
FRESH FRUIT CONNECTIONS INC.	297
FRESH FRUIT LOGISTIC INC.	304
FRESH KING, INC.	304
FRESH PACIFIC	302
FRESH PACIFIC & VEGETABLES	292
FRESH PRODUCE BUYER	306
FRESH RESULTS, LLC	306
FRESH TASTE PRODUCE LTD.	271
FRESH VINES INC.	306
FRUIT IMPORT GROUP	304
FRUSOL INTERNATIONAL, INC.	287
FRUTERA DEL LITORAL NORTH AMER	304
FRU-VEG MARKETING, INC.	276
FULLBLOON LIMITED	306
G&K DISTRIBUTING INC.	307
GAMBLES ONTARIO PRODUCE INC.	304
GEE & GEE PRODUCE, INC.	304
GENARO PRODUCE INC.	306
GINO PINTO	306
GIUMARRA AGRICOM INTERNATIONAL L.L.C.	305
GIUMARRA BROS FRUIT Co., INC.	248
GIUMARRA VBM INTERNATIONAL, L.L.C.	264
GLITTER GEM ENTERPRISE Co., LTD.	306
GLOBAL FRUIT MARKETING, INC.	294
GOLDEN ALPHA CORPORATION	306
GOLDEN WHEEL	307
GOURMET TRADING Co.	283
GRANT J HUNT Co.	304
GRAPES DIRECT AMERICA LTD.	298
GROWER DIRECT MARKETING, L.L.C.	288
GROWER SERVICE	297
GROWERS JUNIOR LLC	307
GROWERS UNION	305
GUY MILETTE-COURCHES ME	307
H. E. BUTT GROCERY COMPANY	279
HENRY AVOCADO CORP.	282
HERMANOS FERNANDEZ LOPEZ S.A.	307
HMC GROUP MARKETING	271
HORTIFRUIT INC.	258
HURST'S BERRY FARM	302
IMEX AGRO INC.	281
IMEXPERT LLC	305
INDEX FRESH, INC.	257

## NORTH AMERICAN IMPORTERS

COMPANY NAME	PAGE
IPD GLOBAL INC.	305
ITALIAN PRODUCE Co.LTD	307
J & J RANCH PRODUCE, INC	305
J.B.LAVERDURE INC.	304
J.C. TROPICAL FOODS, INC.	307
J.E.RUSSELL PRODUCE LTD.	306
J.O. SIMS LTD.	306
JAC VANDENBERG, INC.	246
JAPAN FRAISE Co. LTD.	306
KATZMAN BERRY CORPORATION	307
KGB INTERNATIONAL INC.	288
KHAISEN TRADING BHD	307
KIM ENTERPRISES LTD.	307
KING FRESH PRODUCE, L.L.C.	274
KINGO FRUITS Co., LTD.	306
KINGSBURG ORCHARDS	266
KOPKE JR.INC. , WILLIAM H.	245
KROWN PRODUCE INC.	304
L & M COMPANIES, INC.	291
L & M IMPORTS EXPORTS, INC.	299
LGS SPECIALTY SALES LTD	259
LOBLAWS COMPANIES EAST PROD.	250
LONG OASIS LIMITED	307
M&M CANADA LTD.	304
M.L. CATANIA Co. LTD.	304
MARINA PRODUCE	306
MARKET 52	305
MAYRSOHN INTERNATIONAL TRADING Co.	300
MC. DANIEL FRUIT COMPANY	277
MEREX CORP.	307
MISSION PRODUCE, INC.	260
MONCO PRODUCE INC.	304
MONGOMERY INTERNATIONAL	307
NATHEL & NATHEL, INC.	275
NATURE FOOD IMPORT	307
NATURE'S PRIDE B.V.	306
NEW WORLD FARMING TRADE	305
NEW WORLD FRUIT TRADERS	307
NEW YORK APPLE SALES, INC.	294
NEWPORT PRODUCTS., CA	307
NOBLE FREIGHT INT.	306
NORTH AMERICAN PRODUCE BUYER INC	278
NORTH BAY PRODUCE, INC	291
NORTHERN FRUIT BROCKERS LTD.	305
NSA PRODUCE MARKETING INC	288
OLSON CHERRIES	307
PACIFIC COAST FRUIT	307

## NORTH AMERICAN IMPORTERS

COMPANY NAME	PAGE
PACIFIC ORGANIC PRODUCE	293
PACIFIC TRADING	307
PACIFIC TRELIS FRUIT	254
PAGANINI FOODS L.L.C.	305
PANDOL BROS, INC.	254
PARAMOUNT EXPORT CO	265
PHILLIPS FARMS MKT. (UNIVERSAL PRODUCE C.)	305
POMINA ENTERPRISE CO., LTD.	306
PREMIER FRUITS AND LEGUMES BBL INC.	305
PREMIER PACIFIC TRADING, INC.	294
PRIME PRODUCE INTERNATIONAL LLC	305
PRIMEX INTERNATIONAL TRADING	306
PRO CITRUS NETWORK	291
PRO FRUIT MARKETING, INC.	255
PRODEX INTERNATIONAL, INC.	285
PRODUCE INTERNATIONAL	306
PRODUCE ONE INC.	305
PRODUCE SERVICES OF AMERICA, INC.	292
PROVINCIAL FRUIT CO LTD - RITE PAK PRODUCE	295
RDM BUSINESS CORP.	306
REGATTA TROPICALS LTD.	279
RHEE BROS INC.	305
RIO VISTA LIMITADA	252
RIVERA PRODUCE	307
RIVIERA PRODUCE	307
ROYAL FLAVOR	304
ROYAL VISTA MARKETING	296
RPAC FRESH PACIFIC FRUIT	306
S.A. IMPORTS, LLC	296
SAFCO OF AMERICA LLC	251
SAGE FRUIT COMPANY	270
SANTA JULIA US AGENCY	304
SBROCCO INTERNATIONAL, INC.	251
SCATTAGLIA CRYSTALAIR PAK. & COLD STORAGE	306
SCATTAGLIA GROWERS & SHIPPERS, LLC.	304
SEALD SWEET LLC	263
SHANGHAI GREAT HARVEST INT. CO. LTD.	305
SIERRA KIWI	306
SIERRA PRODUCE	249
SOBEYS, INC.	303
SOUeidAN MARKET WHOLESALE & R.	306
SOUTHERLAND S.A. PRODUCE INC.	307
SOUTHERN FRUIT & VEGETABLE INC	304
SOUTHERN SPECIALTIES, INC.	305
STANLEY ORCHARDS SALES, INC.	258
STELLAR DISTRIBUTING, INC.	263
STEMILT GROWERS INC	297

## NORTH AMERICAN IMPORTERS

COMPANY NAME	PAGE
STEVCO INC.	283
SUN BELLE, INC.	269
SUN FRESH INTERNATIONAL L.L.C.	262
SUN ORCHARD FRUIT CO.	304
SUN WORLD INTERNATIONAL	293
SUNFRESH MARKETING OF CALIFORNIA	305
SUNKIST GLOBAL LLC	304
SUNNY VALLEY INT., INC.	266
SUNNYRIDGE BERRY FARM, INC	267
SUNRIVER SALES	305
SUNVIEW MARKETING INTERNATIONAL INC.	280
TAMBO SUR LLC.	306
TAZZA PRODUCE	305
TEAM PRODUCE, INC.	280
TEAM PUBLIX	306
TEN INTERNATIONAL INC.	307
THE FRESH CONNECTION	305
THE LAMS CO. DIV. OF PROTEC	307
THE OPPENHEIMER GROUP	246
THE PERISHABLE SPECIALIST, INC.	306
THOMAS FRUITS ET LEGUMES	304
TL IMPORTS	304
TO ORDER	247
TOM LANGE CO., INC	296
TREE TOP INC.	299
TRINITY FRUIT SALES CO.	262
UMINA BROTHERS, INC.	300
UNIFRESH MARKETING LLC	272
UNIFRUTTI OF AMERICA, INC.	253
UNION CO. LTD.	307
UNITED APPLE SALES	305
UTOPIA UK	307
VALHALLA SALES & MARKETING	304
VANGUARD INTERNATIONAL, INC.	303
VINTAGE PRODUCE SALES	289
VIP MARKETING, INC.	290
VITAL BERRY MARKETING, INC.	304
WAL-MART STORES, INC.	245
WATARI CO., LTD.	306
WES PAK SALES, INC.	269
WESCOTT AGRI PRODUCTS	260
WEST PAK AVOCADO, INC.	305
WESTERN FRESH MARKETING	304
WESTERN GROCERS VANCOUVER	286
WHOLE GREEN TRADING CO., LTD.	307
WORLD VARIETY PRODUCE INC.	306
WORLDWIDE PRODUCE & GROCERIES	305



## EUROPEAN IMPORTERS

COMPANY NAME	PAGE
ARCOFRUITS S.A.	401
ASTRA M LTDA.	407
ATLAMPOM	397
AUGUST TOPFER GMBH & Co.	406
BAFETIS CHISTOS & Co.LTD.	406
BAKKER BARENDRECHT BV	400
BAKKER CENTRAL INKOOP B.V.	398
BAMA	347
BANFRUIT	403
BARBERB CERVERA	407
BARGOSA S.A.	341
BATTAGLIO S.R.L.	394
BEGLEY BROS LTD.	398
BELLA FRUTA S.A.	398
BERRY GARDENS LTD.	401
BERRYWORLD LTD.	370
BEVA FRUITS	375
BIO TROPIC GMBH	402
BIO-CENTER ZANN	399
BLUE WHALE	385
BOLLO INTERNAT. FRUITS S.L	404
BOUMEDIAN HALIFA	407
BRAVIN SERGE IMPORT GINEBRA	409
BRDR LEMBCKE A/S	380
BRITISH & BRAZILIAN PRODUCE LTD.	351
BUD HOLLAND BV	408
CAFICO	409
CAPE FIVES NL	394
CAPESPAN	317
CAPOSUD SARL	361
CARDELL EXPORT	401
CARNEIRO & RAMOS	404
CASINO	408
CASPIAN NUTS B.V.	403
CASTANAS CAMPELO EXPORTACIONES	406
CATAFRUIT S.A.	408
CATZ INTERNATIONAL B.V.	405
CEDIT CENTRO DISTRIBUZIONE TOSCANA SRL	398
CENTRAL DICA S.A. GRUPO L/C	399
CENTRAL FRUIT BVBA	399
CERNO S.A.	409
CHAJIDASKI TH.S.A.	401
CHARLES FUGLISTER AG	407
CHIAPPE S.R.L.	409
CHINGFORD FRUIT LIMITED	368
CHIQUITA FRESH BVBA	339
CHIQUITA FRUPAC	409

## EUROPEAN IMPORTERS

COMPANY NAME	PAGE
CHIQUITA ITALIA S.P.A.	343
CHIQUITA PORTUGAL LTDA.	376
ARCOFRUITS S.A.	401
ASTRA M LTDA.	407
ATLAMPOM	397
AUGUST TOPFER GMBH & Co.	406
BAFETIS CHISTOS & Co.LTD.	406
BAKKER BARENDRECHT BV	400
BAKKER CENTRAL INKOOP B.V.	398
BAMA	347
BANFRUIT	403
BARBERB CERVERA	407
BARGOSA S.A.	341
BATTAGLIO S.R.L.	394
BEGLEY BROS LTD.	398
BELLA FRUTA S.A.	398
BERRY GARDENS LTD.	401
BERRYWORLD LTD.	370
BEVA FRUITS	375
BIO TROPIC GMBH	402
BIO-CENTER ZANN	399
BLUE WHALE	385
BOLLO INTERNAT. FRUITS S.L	404
BOUMEDIAN HALIFA	407
BRAVIN SERGE IMPORT GINEBRA	409
BRDR LEMBCKE A/S	380
BRITISH & BRAZILIAN PRODUCE LTD.	351
BUD HOLLAND BV	408
CAFICO	409
CAPE FIVES NL	394
CAPESPAN	317
CAPOSUD SARL	361
CARDELL EXPORT	401
CARNEIRO & RAMOS	404
CASINO	408
CASPIAN NUTS B.V.	403
CASTANAS CAMPELO EXPORTACIONES	406
CATAFRUIT S.A.	408
CATZ INTERNATIONAL B.V.	405
CEDIT CENTRO DISTRIBUZIONE TOSCANA SRL	398
CENTRAL DICA S.A. GRUPO L/C	399
CENTRAL FRUIT BVBA	399
CERNO S.A.	409
CHAJIDASKI TH.S.A.	401
CHARLES FUGLISTER AG	407
CHIAPPE S.R.L.	409
CHINGFORD FRUIT LIMITED	368

**EUROPEAN IMPORTERS**

COMPANY NAME	PAGE
CHIQUITA FRESH BVBA	339
CHIQUITA FRUPAC	409
CHIQUITA ITALIA S.P.A.	343
CHIQUITA PORTUGAL LTDA.	376
CIA. FRU & VER MADRID	398
CITRICOS GUSTAVO FERRADA	404
CITRONAS B.V.	326
CMR GROUP	329
CMR HOLLAND B.V.I.O.	386
COBANA FRUCHTRING GMBH & CO	336
COLMEIA DO MINHO LDA.	407
COMERCIAL FRUTERA ILERDENSE S.A.	374
COMEXA	399
COMMERCIAL FRUITS	404
CONSORFRUT POLSKA SP.	360
CONSORZIO KIWIGOLD S.R.L.	404
COO. GRAN FRUTTA ZANI	354
COOLCONTROL MAASLAND	408
COOP DANMARK A/S	374
COOP NORGE AS	372
COOP SANTORSOLA	410
COTTBUS CORPORATION	405
CREDIT CENTRO DISTRIBUZIONI	405
CRUMI FISHER S.L.	409
CULTIVAR, S.A.	333
DANIESTEL S.L.	370
DE GROOT INTERNATIONAL B.V.	317
DEL MONTE FRESH PRODUCE B.V.	316
DELLA BELLA BIAGIO E F.LLI S.N.C.	401
DENIMPEX B.V.	407
DI LENARDO S.P.A.	399
DIAMANT NAHRUNGSMITTEL GMBH	407
DIRECT FRUIT MARKETING DFM GMBH	379
DIRECT PRODUCE SUPPLIES PCL	363
DOLE DEUTSCHLAND GMBH	335
DOLE FOOD ESPAÑA S.A.	342
DOLE FRANCE	371
DOLE FRESH FRUIT EUROPE	359
DOLE ITALIA S.P.A.	340
DOMINGO CATALA S.A.	407
DPS PLC	402
DURBECK ITALIA SRL.	402
DURDIK PETR OVOCE-ZELENINA	405
DUTCH NUT GROUP	407
EDEKA FRUCHTKONTOR GMBH	327
EFBS - SEAFRIGO	408
EL DUO HARINERO S.A.	409

**EUROPEAN IMPORTERS**

COMPANY NAME	PAGE
ELQUI IMPORTS S.A.	370
EMPIRE WORLD TRADE LTD.	323
ENZA FRUIT N. Z. CONTINENT N.V.	403
EOSTA B.V.	369
ERNESTO MONTANARO SPA	409
EROSKI	368
EURO FRUITS PVT LTDA.	406
EURO NUT MARKETING S.L.	402
EUROBERRY MARKETING S.A.	375
EUROCHOCOLATE LTDA.	408
EUROCOMPANY S.R.L.	408
EUROESPIN TIRREMICA SPA.	409
EUROFRUGT A / S	348
EUROFRUTAS - SOCIEDADE DE FRUTAS, S.A.	373
EUROPEAN FRUIT FORWARDERS B.V.	406
EUROPEAN PRODUCE CO (EPCO) LTD.	356
EVERFRESH GROUP AB	349
EWERMAN AB	383
EXPORTACIONES ARANDA S.L.	400
F.LLI MAINERI DI MAINERI & CIA.	401
FARM GOLD HANDELS GMBH	406
FARMERS SNACK GMBH	409
FD FRUIT B.V.	399
FELLI SALVI S.R.L.	409
FERNANDEZ CRUZ Y SILVA	408
FERREIRA DA SILVA S.A.	392
FERRER SEGARRA SA.	405
FOOD INVEST ITALIA SPA.	402
FORM NARENCIYE ISLET	402
FREEWORLD TRADING LIMITED	404
FRESH WORLD INTERNATIONAL S.P.	408
FRESH-CONNECTION FRUCHTIMPORT GMBH	356
FRIEDRICH GLATZ LEBENSMITTEL	409
FRIE RAVICH S.L.	399
FRUCHTHANSA GMBH	319
FRUCOM HAMBURG GMBH & CO	315
FRUIDOR OUTRE MER	409
FRUIT BROTHERS	398
FRUIT CO LTD.	408
FRUIT COUNTRY LTD.	405
FRUIT DISTRIBULINE CO.	407
FRUIT GROWERS ALLIANCE LTD.	398
FRUIT WORLD BREDA	403
FRUITFILOS S.A.	398
FRUITS COMPANY	409
FRUITS PROTOFANOUSI S.A.	402
FRUIVER	406

## EUROPEAN IMPORTERS

COMPANY NAME	PAGE
FRUKAR B.V.	400
FRUTALCARMO COMERC.E INDUSTRIA	407
FRUTAS ALBA, S.A.	363
FRUTAS DE EXPORTACION S.A.	408
FRUTAS DRAGO S.L.	400
FRUTAS E. SÁNCHEZ S.L.	322
FRUTAS FRANCH S.A.	410
FRUTAS IRU	401
FRUTAS MIRA	408
FRUTAS NIQUI MADRIMPORT S.L.	376
FRUTAS ROMERO C.B.	399
FRUTAS SOBRINHO, S.A.	406
FRUTAS TABARES S.L.	398
FRUTAS VICENTE BETANCOURT, S.L.	400
FRUTEXPORT, S.A.	366
FRUTIM SA	405
FRUTIMPORT S. DE R.L. DE C.V.	330
FRUTOGAL IND.COM.PROD.ALIMENT.	405
FRUTORRA PIMIENTA LTDA.	405
FRUTTITAL DISTRIBUZIONE S.R.L.	320
FTK HOLLAND B.V.	408
GARAIA SDAD. COOP.	388
GASTALDELLI S.R.L.	400
GASTARDELLI SRL ITALIA	409
GEEST MELROW SALAD LTD	386
GEORGE KARABELAS S.A.	403
GEORGES HELFER S.A.	379
GHILARDI PAOLO & Co. S.R.L.	404
GINO ANELLO L.& C.SNC	380
GIOVANELLI FRUCHTIMPORT AG	409
GLOBAL FRUIT POINT GMBH	327
GLOBAL PACIFIC PRODUCE	381
GLOBAL PACIFIC PRODUCE INC.	402
GLOBAL TRADING	408
GLOBUS	390
GLOBUS GROUP	340
GOKHAN ALTIN & DISTICARET A.S.	403
GOOD NUTS HOLLAND B.V.	409
GRACOEX SRL	404
GRANDAFRUTTA SOC.COOP.A.R.L.	398
GRAPES DIRECT LIMITED	325
GREENCELL LTD.	368
GREENERY INTERNATIONAL B.V.	401
GRIFFIN & BRAND LTD.	336
H M DE JONG KOEL- EN VRIESHUIS B.V.	388
HACIENDASBIO S.A.	404
HAGE INTERNATIONAL B.V.	345

## EUROPEAN IMPORTERS

COMPANY NAME	PAGE
HARS & HAGEBAUER B.V.	361
HEINRICH BRUNING GMBH	408
HEINRICH PASEMANN GMBH	409
HENRIQUE FIEL LOURENCO, LTDA.	403
HERBERT WIDMANN GMBH	408
HERMANOS FERNÁNDEZ LÓPEZ S.A.	326
HEXA GO! S.A.	408
HILLFRESH INTERNATIONAL B.V.	324
HINGMAR HEUER GMBH	409
HISPAFRUIT B.V.	369
HL HALL (INTERNATIONAL) LTD.	402
HONORE PRIMEURS S.A.	384
HORST WALBERG TROCKENFRUCHT IM	407
HORTOFRUTICOLA AMAGLIO SRL.	400
HUMDINGER LTD.	407
I V G WHITE (SALES) LTD.	378
I.N.Z TRADING B.V.	400
ICA HANDLARNAS AB	408
ICA NORGE AS	395
ICA SVERIGE AB	350
IMPORTACO S.A.	403
INDIGO FRUIT SAS	319
INEX PARTNERS OY	402
INTERMEDIADORA DE FRUTAS S.A.	408
INTERNATIONAL FRUIT	406
INTERNATIONAL PRODUCE LTD.	321
INTEROMA AG	402
J CARQUEJA FRUTOS SECOS LTDA.	405
J M LEVARHT EN ZN. BV	403
J W SEDGWICK LTD.	398
J. M. LOS FRUTALES S. A.	389
J. REIS E BURNAY, LDA.	396
J.O. SIMS LTD.	389
JAC VANDERBERG INC.	409
JACOB DISTLER GMBH	408
JACQUES MAYOL S.A.	365
JAFRUIT B.V.	402
JAGUAR THE FRESH CO. LTD.	362
JAMAICA LDA	409
JERMI KASEWERK GMBH.	409
JFC GROUP	398
JLM PRODUCE LTD.	353
JMC FRUITS MESFRUITS	400
JOAQUIN LLUSAR Y CIA. S.A.	405
JOKOFRUIT B.V.	377
JOSE LUIS MONTOSA S.L.	391
JP FRUIT DISTRIBUTORS LTD.	408



**EUROPEAN IMPORTERS**

COMPANY NAME	PAGE
JULIAN GIL NAVARRO	408
JUPITER MARKETING LTD.	369
KARANICOLAS IOANNIS Y ANTONIOS	400
KARMI UNIFRUIT LTD.	409
KARSTEN UK LTD.	386
KATOPÉ INTERNATIONAL	406
KATOPE MALET AZOULAY	407
KEELING MULTIPLES LTD.	408
KEELINGS GROUP	392
KELINGS SOFT FRUIT	406
KESKO FOOD	402
KING NUTS & RAAPHORST B.V.	408
KINGO FRUITS CO.	408
KIWI UNO S.P.A.	331
KIWI WORLD S.A.	398
KLOOSTERBOER FRUIT TERMINAL	381
KÖLLA HAMBURG	398
KRIJGSMAN FRUITTRADING	345
KRONOS INTERNATIONAL S.A.	405
L.I.F.E. S.R.L.	399
L.P.L.LEGUMINOSAS DE PORTUGAL	408
LA PIEDRA REDONDA S.L.	401
LA PINEDE	367
LANZA FRUT S.L.	403
LAPARRE S.A.	409
LAYSUN TRADING CO.LTD.	410
LBP LOGISTIC BUSINES PARTNERS	409
LBP ROTTERDAM B.V.	401
LEO PELS IMPORT B.V.	351
LEVANTE IMPORT. EXPORT S.L.	407
LIMPANTSIS S.A.	342
LLP BALTIC TRADE COMPANY	404
LUIS VICENTE S.A.	328
MACK MULTIPLES	323
MADE POTATO CO. LTD.	405
MADI VENTURA S.P.A.	400
MAFFCO S.P.A .	343
MAGELLAN FARMS	364
MAINARDI NICOLA S.R.L.	404
MAJOR FRUIT S.A.	409
MAKAR PPH	408
MALET AZOULAY UK LIMITED	385
MANZANARES	407
MARIA TERESA LLAURADO RODES	403
MARKELBACH & CORNE	408
MAULE FRUTTA DI TATOLI MARIA & C.- S.A.S.	401
MAXIMA LT, UAB	405

**EUROPEAN IMPORTERS**

COMPANY NAME	PAGE
MAZZONI S.P.A.	399
MC GARLET SRL	388
MEGAFRUIT TREDE CORP.	407
MEHADRIN TNUPORT MARKETING (UK) LTD	403
MENELAOS LTD.	403
MENEU DISTRIBUCION S.A.	409
MERIMEX FRUCHTHANDEL GMBH	346
MERT TARIM URUNLERI TIC.	400
MERY FRUCT S.R.L.	405
MFL MUNSTER FRUIT LOGISTICS GMBH	341
MIDI CARAIBES	410
MIDIFRUIT LTD.	409
MILES IMPORT	365
MISSION PRODUCE INC.	408
MODELO CONTINENTE, S.G.P.S., S.A.	375
MODERN FOOD GMBH & CO.	406
MONOPRIX	405
MORAN FRERES ASSOCIES	406
MORELLO INTERNATIONAL PLC	399
MORRISON SUPER MARKETS	364
MUFRI S.L.	409
MUÑOZ MEHADRIN UK LTD.	376
MURANO S.P.A.	401
NANDOPAL SL	404
NARIMPEX AG	403
NATURE FOOD IMPORT	403
NATURE'S PRIDE B.V.	373
NET NUT GIDA SAN.IC VE DIS TIC. LTD.	401
NEUFORM INTERNATIONAL	408
NEVA SHIPPING CO	404
NEVSKAYA Co.	348
NEW WORLD FRUIT TRADERS B.V.	324
NEW WORLD TRADING FRANCE	408
NICO DE JONG B.V.	320
NOBERASCO S.R.L.	400
NORD IMPORT COMPANY LTD.	408
NORTH BAY PRODUCE	406
NORTON FOLGATE MARKETING LTD.	377
NOVAFRUIT S.R.L.	403
NUFRI SAT	335
NUTWORK HANDELSGESELLSCHAFT MBH	405
O. VAN ASSCHE N.V.- S.A.	385
OGL FOOD TRADE GMBH	318
OLGA KRASNOVE ALMATINSKA OBL	409
OLYMPIC FRUIT B.V.	344
O-MELRO COM	392
OOO "OMEGA"	407

## EUROPEAN IMPORTERS

COMPANY NAME	PAGE
OOO AGROFOOD SERVICE	406
OOO BALTFRUIT LTD.	398
OOO BERRY MEADOW	321
OOO BUSINESS GARANT	406
OOO CITRUS FRUIT	401
OOO CONSUL	371
OOO DIVENT	406
OOO IMPORTER	362
OOO INTER TORG	332
OOO INTERFRUT	403
OOO KASKAD	407
OOO LAIM	372
OOO MEGA FRUIT	372
OOO PRAID	402
OOO PRODIMPORT	365
OOO RUSIMPORT	406
OOO STAR FRUIT	334
OOO STROI TIME	361
OOO SUNWAY GROUP	400
OOO VOSTOK	387
ORCHARD WORLD LTD.	366
OREGON FOODS	408
ORGANIC FARM FOODS LTD.	403
ORGANICSUR S.A.S.	405
ORIGIN FRUIT DIRECT BV	349
ORIMEX TRADING B.V.	384
ORION INTERNATIONAL	407
P. MANDRAKOS & Co.	406
PALACIOS ROCA S.A.	360
PALMAR CORPORATION	352
PARISI UMBERTO S.N.C.	403
PERISHABLE MOVEMENTS LTD.	410
PETER GILDING & COMPANY LIMITED	393
PEVIANI SPA.	400
PIERRE DESMETTRE & FILS	406
PINO FRUITS S.A.S.	407
PLANET FRUIT IMPORTERS LTD.	401
PLATANOS COX S.L.	395
PLIMONT DI MONTRESOR ROBERT	404
PLODIMPORT	402
POLAD & Co	406
POLAK+Co.IMPORT EXPORT B.V.	399
PORT INTERNATIONAL GMBH	391
POULIS S.A.	390
POUPART LIMITED	352
PREMIER FRUITS (WESTERN INT) LTD.	378
PREVA PRODUCE LTDA.	396

## EUROPEAN IMPORTERS

COMPANY NAME	PAGE
PRIM LAND S.A.	405
PRIMAFRUIT	337
PRIME ORCHARDS LTD.	405
PRODISCO S.A.S	408
PROMISE CO.LTD.	407
PROSA S.A.	406
QDF NORTHERN EUROPE	399
QUADRUM FOODS SP. Z.O.O.	397
R. MARTINEZ S.A.	400
RAINBOW GROWERS GROUP	409
RAINIER FRUIT COMPANY	409
RAM DIS TICARET A.S.	405
REYES GUTIERREZ	403
RGS COMPANY LTD.	374
RHUMVELD WINTER & KONIJN	409
RICHARD HOCHFELD LIMITED	338
RIMA FRANCE	395
RINGOOT FRUIT N.V. S.A.	377
RIPE NOW	406
RIVOIRA GIOVANNI & FIGLI S.P.A	399
RL RAMAZZOTTI LDA.	408
ROVEG FRUIT B.V.	353
ROYAL FRUIT	409
ROYAL VAN NAMEN B.V.	355
RUBINO ITALO EREDI	407
S & A PRODUCE LTD.	402
S.A.MIDIPRIM	409
SA SAPA ETS ROUQUETTE	366
SABA FRUKT & GRÖNT AB	399
SABROSA ITALIA S.N.C.	407
SAFCO OF AMERICA L.L.C.	408
SALVI - UNACOA S.P.A.	328
SAM DENNIGAN & CO. LTD.	398
SAN LUCAR FRUIT S.L.	390
SANT ORSOLA SCA	409
SAPEI S.A.	404
SARL APPLEWAY	405
SARL TIFANETTE	387
SATORI S.A.	401
SC VAN RAVENSWAAIJ B.V.	402
SCANDINAVIAN FRUIT PARTNER AB	398
SEABREX ROTTERDAM B.V.	382
SEEBERGER KG.	399
SEPO SRL	408
SFC REDBRIDGE WORLD FRESH LTD	367
SFI ROTTERDAM B.V.	318
SIFE S.P.A.	354



## LATIN AMERICAN IMPORTERS

COMPANY NAME	PAGE
A.T.O.M.	477
ABASTOS GARCÍA S.A.DE C.V.	475
ABASTOS TELENO S.A.DE C.V.	477
ACONEX RT USA	479
AFIL IMP.EXPORTACAO E COMERCIO	476
AGRIMEX	478
AGRIMPEX SRL	470
AGRO FOOD IMP.E EXPORTACAO LTD	476
AGRO INDUSTRIAL PERAZZOLI LTD.	478
AGROIMPORT S.A.DE C.V.	475
AGROINDUSTRIAL Y COMERCIAL S.A	480
AGROPECUARIA EL RANQUEL S.A.	478
AGROPEL PERAZZATI LTDA	467
ALBERTO SILVA BETANCOURT	478
ALCAMP COMERCIAL LTDA.	478
ALICIA VARGAS	469
ALIMENKO IMP.E EXPORTADORA	478
ALIMENTOS EL SABOR CIA.LTDA.	479
ALIMENTOS FRAGAMAR C.A.	476
ALIMENTOS FRISA	417
ALIMENTOS FRUCA S.A.	456
ALIMENTOS IO C.A.	474
ALIMENTOS VIMERA S.A.	469
ALIMPORT CUBA S.A.	466
ALMACENES ALTAMIRA S.A.DE C.V.	479
ALMACENES ÉXITO S.A.	423
ALPA IMPORT.S.A.	474
ALTO JAHUEL S.A.	480
ALYSER S.A.	474
AMANDAU S.A.	480
ANA DOLORES REYES	479
ANTARES BRASIL IND. E COM.	474
ANTILLES FRAISZ I DE JARRY	474
ANTONIO ALBERTO MONTALDI	480
ANTÚNEZ Y SON PRODUCE INC.	475
APEXDOM S.A.	469
ARCOR S.A.I.C.	478
ARGENFRUIT	459
ARMANDO DANIEL BRUNETTI Y OTROS	457
AUSTRAL TRADING MÉXICO S.A. DE C.V.	448
BABY FRUIT IMPORT EXPORT S.A.C	439
BAGLEY S.A.	479
BAHAMAS FOOD SERVICES LTD.	475
BANAMERICA S.A.	470
BASESURCORP S.A.	419
BASTIFRUT E.I.R.L.	469
BAVOSI S.A.	472

## LATIN AMERICAN IMPORTERS

COMPANY NAME	PAGE
BEC COMPANY	463
BEMOSA	477
BENASSI SÃO PAULO IMPORT. E EXPORT. LTDA.	442
BENINI CIA. LTDA.	467
BENJAMÍN M. FALCON R.	480
BERRY FRESH PRODUCE LLC	476
BEST IMPORTACAO E EXPORTACAO L	470
BETRA TRADING S.A.	471
BIG COMPANY FRUITS	450
BINECEL S.A.	479
BLANCA NUEZ S.A.	478
BM COMERCIAL LTDA.	476
BOLIVARIANA DE NEGOCIOS	471
BOMPREGO BAHIA	474
BOMPREGO S.A. SUPERMERCADOS	479
BORELLI E. REP. DE FRUTAS LTDA.	473
C.H. ROBINSON WORLDWIDE INC.	474
CARALB S.R.L.	480
CARBALLO FARO E CIA. LTDA.	480
CARIBBEAN PRODUCE	443
CARLISA S.A.	480
CARLOS A. LEIRA BETANCUR	477
CARLOS EDUARDO CORREA CASTRO	479
CARLOS GILBERTO TAPIA BERZOZA	480
CARREFOUR COMERCIO E INDUSTRIA LTDA	462
CARULLA VIVEROS S.A.	476
CASA DE FRUTAS CARACAS C.A.	475
CASA NUNES MARTINS S.A.	478
CASA SANTA LUZIA IMPORT.LTDA.	475
CAXIENSE FRUTTI ´N BOX COM.IMP. LTDA.	470
CENTRO NACIONAL CUESTA	475
CENTRUM SUPERMARKETS	474
CEREALISTA EXPOESTE LTDA.	477
CHINCHURRETA BAZETTI JOSE	477
CHINGFORD FRUIT	480
CHIQUITA FRUPAC	479
CHOCOLATES GAROTO S.A.	476
CHOCOLATES LA CASA ARGENTINA	478
CITRICOLA SALERMO	479
COCANMEX S.A.	474
COFIX IMPORT. E EXPORT. DE FRUTAS LTDA	458
COFRUTA COMERCIO IMP. E EXPORT	471
COFRUTAS S.A.	474
COLUMBIA MARKETING INT. CO.	480
COM. DE FRUTAS EL AGUILA S.A.	477
COM. DE FRUTAS FINAS TARAHUMARA S.A. DE C.V.	428
COM. MEXICO AMERICANA S.A. DE C.V.	472

**LATIN AMERICAN IMPORTERS**

COMPANY NAME	PAGE
COM.IMPORT.E EXPORT.LA RIOJA	472
COMCISUR	478
COMERCIAL AGRIC. HELENA LTDA.	478
COMERCIAL AGRIC. KI-FRUTT LTDA.	476
COMERCIAL BEIRAO DA SERRA LTDA	477
COMERCIAL DODI CA	467
COMERCIAL JEAN PIERRE S.R.L.	478
COMERCIAL LA VINA S.DE R.L.	474
COMERCIAL LUKALE E.I.R.L.	466
COMERCIALIZADORA CHACÓN	463
COMERCIALIZADORA E IMP. DE ALIM. IMPAL CA	430
COMERCIALIZADORA FRUSAR S.A. DE C.V.	475
COMERCIALIZADORA MARIA JOSE LT	480
COMERCIALIZADORA MAYGLE C.A.	449
COMERCIALIZADORA SUAREZ	479
COMERCIALIZADORA YANIPA S.A.	469
COMERCIO DE FRUTAS OTIL LTDA.	467
COMESTIBLES ALFA LTDA.	477
COMPANHIA BRASILEIRA DE DISTRIBUCÃO	424
COMPANIA GOLY S.A.	479
COMPAÑÍA FRUTÍCOLA VICTORIA S.A. DE C.V.	470
CONTRATOS FRUTEROS LTDA.	474
COOPERATIVA HUERTAS DEL PLATA	469
COPSUL IMP.Y EXPORTADORA LTDA	448
CORP. DELICO CIA. LTDA.	480
CORP. VENEK DE COSTA RICA	475
CORP. VENEK DE COSTA RICA S.A.	472
CORPORAC.DE COMPANIAS AGROIND.	472
CORPORACIÓN BEBO S.A. DE C.V.	471
CORPORACION DE COMPAÑIAS	477
CORPORACIÓN LA FAVORITA C.A.	445
COSECHA DEL CHEF S.A.	471
COTO CIC S.A.	475
CRISFRUT COMERCIO IMP. E EXP. LTDA	454
CRUZ ROJA HONDURENA	477
D ALEMAN APARICI	472
D.K.R. IMP. Y EXP. DE BERNANDO	480
DALFICA DEL CENTRO	478
DANIEL ARQUE NINA	469
DAVID OPPENHEIMER,INC.	478
DE LOS RIOS S.A.	470
DE MARCHI IND. E COM.DE FRUTAS	473
DEBBYA ZARATE	460
DEL MONTE FRESH PRODUCE	468
DELIA CALLES	437
DELLAFRUTTA COMERCIO ATACADISTA DE FRUTAS	432
DESARROLLADORA INT.	459

**LATIN AMERICAN IMPORTERS**

COMPANY NAME	PAGE
DIAR S.A.	478
DIAZ GUERRERO Y COMPANIA	479
DIFAR COM. IMP. & EXP. LTDA.	475
DIFRIMEX S.A. DE C.V.	470
DIGRANS	477
DIMIMAX S.R.L.	451
DIPROM	466
DISFRUVAL LTDA.	479
DISPRONAT LTDA.	479
DISTRIB. DE FRUTAS NACIONALES LTDA	475
DISTRIB.INTERMARCHE C.A.	478
DISTRIBUIDORA ANA LIZETH BRL	454
DISTRIBUIDORA DE FRUTAS CÉU AZUL LTDA	458
DISTRIBUIDORA DE FRUTAS NAC.LT	478
DISTRIBUIDORA DE FRUTAS SANTA CLARA LTDA.	440
DISTRIBUIDORA DE PRODUCTOS S.A.	477
DISTRIBUIDORA DOS ROBLES S.A.	470
DISTRIBUIDORA EMIJOR C.A.	450
DISTRIBUIDORA EUREVE C.A.	474
DISTRIBUIDORA GREACLA C.A.	453
DISTRIBUIDORA MAGIF, C.A.	477
DISTRIBUIDORA SIAN LEN S.A.C	452
DISTRIBUIDORA TELEGRE C.A.	443
DISTRIBUIDORA TRIPAN, C.A.	426
DISTRIBUIDORA YANIRA E.I.R.L.	463
DOLE NAT Co. S.A.	457
DORIS PARI VARGAS	456
DOS SANTOS PEREIRA Y CIA.	480
DUBACANO	427
DULCERIA LA SEVILLANA S.A.	479
ECUATORIANA DE NEGOCIOS ECUNE.	480
EDA FRUT E.I.R.L.	466
EDNIL IMPORT.E EXP.DE FRUTAS	478
EDUARDO GARCIA	425
EL ESCORPIÓN DE A.B.H., S.A. DE C.V.	471
EL JIBARITO, INC.	467
EL PARAISO FRUTERO LTDA.	476
EL YAUCHA S.A.	479
ELIAS MACHACA	468
ESPABRA GENEROS ALIMENTICIOS	479
ESPECIAS NATURALES DE MÉXICO	477
ESTAB. AGROPEC. NELSON A. LOPEZ	478
ESTABLECIMIENTOS LA EGIPCIANA	480
EXCO C.I. LTDA.	479
EXPORT & IMPORT LATINVENEZUELA C. A.	467
EXPORTACIONES DUREXPORTA S.A.	446
F Y F CORP S.A.C.	438

**LATIN AMERICAN IMPORTERS**

COMPANY NAME	PAGE
FARTURA ALIMENTOS LTDA.	468
FINOSOL S.A.	479
FIRST S.A. - FIRST INTERNATIONAL CORP.	467
FLAMENCOS	471
FLORESTAL IMPORT W EXPORT LTDA	470
FOCA S.A.	478
FON DAVID CHONG NG	480
FREDDY COLQUE	441
FRESH GARDEN S.A.	468
FRIGORÍFICO ORDAZ S.A. (FRIOSA)	422
FRIGORIFICO PÉREZ HNOS.	473
FRIGORÍFICOS DE LA COSTA	458
FRIGORÍFICOS DE RUBIO, SPR DE RL FR CV	470
FRIGORÍFICOS RODRÍGUEZ	479
FRIO FRUT S.R.L.	474
FRUANDINA	424
FRUCOM HAMBURG GMBH	478
FRUGAL IMPORTADORA EXPORT.LTD.	457
FRUT. SAO LORENCO COM. DE FRUTAS	478
FRUTA FRESS LTDA.	474
FRUTA INTERNACIONAL S.A.	428
FRUTABRAS COM. E TRANSPORTE INT.	446
FRUTAM S.A.	478
FRUTAMÉRICA	472
FRUTARGEN S.A.	478
FRUTART COM. PRODUCTOS AGRICOLAS	478
FRUTAS CMC C.A.	432
FRUTAS DEL MUNDO C.A.	433
FRUTAS FINAS ABH	480
FRUTAS FINAS DEL NOROESTE S.A.	479
FRUTAS Y HORTALIZAS RAMÍREZ	474
FRUTERA DEL LITORAL CIA. LTDA.	417
FRUTERA DEL LITORAL COLOMBIA	421
FRUTERA DON MARCOS FRUDONMAR S.A.	419
FRUTERA EL PROGRESO	466
FRUTERÍA VIDAURRI S.A DE C.V. (GUATEMALA)	422
FRUTHOSA S.A.	469
FRUTICA S.A.	452
FRUTÍCOLA CACIQUE LTDA.	446
FRUTICOLA CARANA	470
FRUTICOLA COMERCIAL PANAMERICANA S.A. (FRUT	418
FRUTICOLA DE COLOMBIA S.A.	421
FRUTÍCOLA IRMAOS FAISAO LTDA.	464
FRUTICOLA SAVERIO	478
FRUTILE I.R.L.	467
FRUTILIFE S.A.C.	474
FRUTIMINAS COMERCIO DE FRUTAS LTDA	445

**LATIN AMERICAN IMPORTERS**

COMPANY NAME	PAGE
FRUTIMPORT S. DE R.L. DE C.V.	423
FRUTIN, C.A.	474
FRUTOS HUANCHI S.A.C.	479
FRUTOS SECOS DE OCCIDENTE S.A.	473
FRUTOS Y ESPECIAS	475
FRUVER IMPORTACIONES S.A. DE C.V.	467
FRUVETSA, FRUTAS, VEGETALES Y TRANSPORTES S	448
FRUZAMAL CIA. LTDA.	477
G Y S MARKETING S DE R L DE C	467
GABRIELLE S.R.LTDA.	480
GAMBOY S.A.	478
GAROTTO	475
GEORGALOS HNOS.S.A.I.C.A.	480
GERMAN ARIEL DELLACASA	466
GILBERTO BENITO ZOLETA RUIZ	476
GIMACENA S.A. DE C.V.	468
GLISERIA JACOBO QUICAÑA	473
GLOBAL TRADE S.R.L.	479
GOLDENFRUIT S.A.S.	477
GRANDIET S.R.L.	479
GREEN AND FRESH E.U.	468
GREEN APPLES E.I.R.L.	447
GREENTROPIC C.I. S.A.	476
GRUPO DISPERSA, S.A.	435
GRUPO NACIONAL DE CHOCOLATES SA	479
GRUPO RAMOS	473
GRUPO VERDIN S.A. DE C.V.	444
GUEPARDO IMP. E EXP. LTDA.	478
H.TZANETATOS, INC.	473
HAROLD FELIPE PALMA	475
HETROS IMPORTACAO E EXPORTACAO LTDA.	474
HILDA ARCE RODRÍGUEZ	469
HONEY FRUIT	441
HORTIFRUTI HONDURAS	470
HORTIFRUTI NICARAGUA S.A.	472
HORTIFRUTI, INC.	453
HORTIGIL HORTIFRUIT S.A.	478
HSA VELOX COM. IMP. EXP. LTDA.	480
IDEAL S.R.L.	480
IMDISMOL, S.A. DE C.V.	461
IMP PAO & SEBAS EIRL	466
IMP. DE FRUTAS LA VIOLETERA LTDA.	433
IMP. DE FRUTAS Y VERD. BECERRA G.	462
IMP. EXP. B & M S.A.C.	478
IMP. EXP. TRADING COMPANY	473
IMPORFÉNIX LTDA.	420
IMPORT DE FRUTAS S.A. DE C.V.	442

**LATIN AMERICAN IMPORTERS**

COMPANY NAME	PAGE
IMPORT Y EXPORT M&M S.A.	466
IMPORT. BATISTA GARCIA RICHARD	477
IMPORT. DE FRUTAS DE HONDURAS S.R.L.	466
IMPORT. DE FRUTAS Y VERDURAS	477
IMPORT. EXPORT. HERMANOS GAGO S.A.	444
IMPORT. Y NEGOCIACIONES NAYJAMA	451
IMPORT.LATIN VENEZUELA	480
IMPORTACION AMERICANA DUZOGLU	472
IMPORTACIONES NIKO	473
IMPORTACIONES Y EXPORTACIONES	476
IMPORTADORA AMERICANA D CA	479
IMPORTADORA DE FRUTAS S.A. DE C.V.	461
IMPORTADORA EMPORIO S.A.DE C.V	478
IMPORTFRUT LTDA.	439
INDUSTRIA LA CORUNA	480
INDUSTRIAL LINGESA S.A.	479
INÉS GÓMEZ CHÁVEZ	468
INMOBILIARIA DON ANTONIO	479
INTERAMERICANA DE FRUTAS V.G.	436
INTERFOOD INTERNATIONAL TRADING	472
INTERFRESH FRUVER VENEZUELA S.A.	470
INTERFRUVER DE MÉXICO, S.A. DE C.V.	469
INV. MULTIPLES TRANPIERO	476
INV. REPRESENTACIONES VAN LTDA	480
IPANEMA COMERCIAL EXP. E IMP.	476
IRINEO VILLALOBOS	454
IRMACOS MUFFATO & Cia.LTDA.	471
IRMAOS BENASSI PROD. DIST. AGRIC.	470
JANDIRA COMERCIO DE PRODUCTOS	469
JCP IMPORT. E EXP. DE ALIMENTOS	473
JEICY FRUIT S.A.	429
JORGE A. PABON GUTIERREZ	475
JORGE DEYVID SCOTT A.	451
JORGE LAZARO ZAC.	479
JORGE M. COLQUE PERCA	471
JOSÉ ALFONSO RUIZ ALFARO	475
JOSE L.COLQUE P.	469
JP COMERCIAL S.A.	471
JR-IMPORT	479
JTC DISTRIBUIDORA LTDA.	479
JUAN A.CIBERT S.A.	480
JUMBO RETAIL ARGENTINA S.A.	447
KIFRUT	478
IMP. DE FRUTAS LA VIOLETERA LTDA.	433
L M FRUIT E IRL	469
L.P.D. IMPORT. & EXPORTACAO LTDA.	430
LA CABANA DE MENDOZA S.A.	480

**LATIN AMERICAN IMPORTERS**

COMPANY NAME	PAGE
LA FRAGATA NORTE LTDA.	480
LA TOJA IMP. E EXP. LTDA.	477
LASA HNOS.S.A.C.	480
LE CULTIVE COM. ALIM. LTDA.	480
LEANDRO MACHACA	474
LEONEL RAFAEL GERONIMO	462
LHERITIER ARGENTINA	480
LODISER S.A.	472
LORDMAYOR S.A. DE C.V.	420
LOS LORENZOS C.A.	480
LUCACEN S.R.L.	473
LUCY APAZA	466
M Y F MARCELO LTDA.	478
M.MAMANI	460
MAD PRODUCT DISTRIBUIDORA LTDA.	480
MAFALDA S.A.	455
MAKRO COMERCIALIZADORA S.A.	468
MARCOS REJAS URETA	464
MARIA ESTER MEDINA ANDRADE	477
MARIA ISABEL GARRIDO M.	480
MARIA ROSARIO IMPATA	471
MARIN S.R.L.	476
MARTHA CALLE	478
MARTIN S.R.L.	472
MARTINIQUE FRAIS	479
MARTINIQUE VIANDES	476
MAURICIO SILDARRIAGA	468
MAURO QUISPE	469
MAXIFRUTAS LTDA.	426
MELAR S.A.	480
MENSAGEIRA COM. E IMP. DE FRUTAS	478
MERCANTIL DE VIVERES	477
MERCATODO S.A.	475
MESFRUITS	477
MIDI CARAIBES	466
MIMPEX S.R.L.	471
MODERNLAND S.A. DE C.V.	473
MOLINA Y CIA S.A.	478
MOÑO AZUL	476
MULTITRADING INTERNATIONAL	466
MUNDIFRUR S.R.L.	479
NATIVA DEL SUR S.A.	471
NELSIMAR S.A.	476
NELSON MARIA VIERA VIERA	478
NEOBRASIL COMERCIO EXTERIOR	471
NESTLE S.A.	480
NESTLE VENEZUELA	470

**LATIN AMERICAN IMPORTERS**

COMPANY NAME	PAGE
NEW YORK EXPORT CO., INC.	468
NIDERA URUGUAYA S.A.	479
NIETO & MILEVCIC LTD.	468
NOGAL DORADO S.A.	478
NORTON FOLGATE MARKETING LTDA.	479
NUECES INDUSTRIALES	480
NUEVIL S.R.L.	479
NUTRITIVA IMPORT. E COM. FRUTAS	471
O. VAN ASSCHE N.V.	480
OREGON FOODS S.A.C.	434
ORLANDO VIRGILI CARBALLO	477
ORTIZ Y JACOME DE COMERCIO LTDA.	478
OTHIL IMPORT.DE FRUTAS LTDA.	459
PANDOCK C.A.	476
PANDURATA ALIMENTOS LTDA.	479
PARAMOUNT EXPORT	476
PATIFRUT COMERCIO DE FRUTAS LT	477
PATRICIA COLQUE	475
PAULISTA S.A.	480
PEQUE S A C	431
PERALTA COMERCIAL E IMPORTADOR	480
PERBONI COMERCIO E IMP.EX.ALIM	470
PERMAN BAU CIA.LTDA.	473
PINGAKOL S.A.	473
POLICO COMERCIAL DE ALIMENTOS	475
POMAGRI FRUTAS, LTDA.	478
POMAR NOVO IMPORT E EXPORT LTDA.	465
PONTYN S.A.	477
PORTO DO MAR COMERC. DE GENEROS	479
PRODIMEXPORT S.A. DE C.V.	449
PRODUCT. EXPORTADORES URUGUAYOS	478
PRODUCTOS 3A LTDA.	475
PRODUCTOS TITO S.A.DE C.V.	453
PROEXUR SRL.	474
PROINTAL S.A.	480
PROSPERA TRADING IMPORT.EXPORT	478
PUERTO NUEVO COLD STORAGE INC.	475
PUNTAREY S.A.	480
PUNTO AUSTRAL S.A.DE C.V.	477
PUTRUELE HNOS.S.A.A.I.C.	438
R.J.U. COM. BENEF. DE FRUTAS Y VERD. LTDA.	443
RAFELIR S.A.	475
RALLY LTDA.	475
RAPID CARGA S.A.C.	456
RAQUEL IRENE FERRANDO	480
REBELA COMERCIAL EXPORTADORA	476
REDIGO Y CIA. S.A.	472

**LATIN AMERICAN IMPORTERS**

COMPANY NAME	PAGE
REGIONAL SUR	477
REPRESENTACIONES JHONNY MEDEROS	473
REPRESENTACIONES ZANELLI	467
REQUENA COMERCIALIZADORA IMPOR	479
RETAIL S.A.	478
RH MEJIA & CO	466
RICEX IMPORTACAO E EXPORTACAO	473
RICHARD JACOBO J.	468
ROBEMA S C R L	440
ROSA MILAGROS ELIAS RAMOS	449
RUBEN POLIVIO LÓPEZ T.	479
RUTH HERRERA LAGOS	445
RVC EXPORTACIONES E IRL	475
SABINFRUT CORPORATION S.A.C.	460
SALINAS COMPANY FRUIT S.A.	474
SAN LUCAR FRUIT S.A.	480
SAN THOMAS COM. DE GENEROS ALIM.	475
SANCOL E IRL	464
SANTOS VILLATORO	472
SC BRASIL IMPORTACAO Y EXPORTACAO	474
SCOTT ALVAREZ JORG	469
SEAQUEST TRADING INC.	476
SECCHI AGRICOLA IMP. E. EXP. LTD.	473
SEGUNDO MISAEL VIERA VIERA	472
SENDAS DISTRIBUIDORA S.A.	467
SERTRADING (BR) LTDA.	477
SEVERO ARNEZ ESCOBAR	476
SIG COMERCIAL IMPORTACAO LTDA.	476
SIKAFRUIT	467
SILCOM S.A. - LA ABUNDANCIA	476
SILVESTRIN FRUTAS LTDA.	436
SILVIA ROSA LONGO	478
SOCIEDAD SOFRUVER S.A.	455
SOCOPRIM	475
SOLDO HNOS.	479
SPECIAL FRUIT TRADING	480
STANLEY ORCHARDS SALES, INC.	479
STARFRUIT S.A.	434
STONE FRUIT	461
STONE FRUIT DE COLOMBIA	477
SUN BELLE MEXICO S.A. DE C.V.	475
SUPERMERCADO DISCO DEL URUGUAY	480
SUPERMERCADO ZONA SUL S.A.	476
SUPERTIENDA Y DROGUERIA OLIMPI	466
SURTIDORA ABARROTERA S.A.	477
SURTIFRUVER DE LA SABANA LTDA	455
TANUS JALIL E HIJOS S.R.L.	437





## FAR EAST IMPORTERS

COMPANY NAME	PAGE
CITITEX INTERNATIONAL Co.LTD.	542
COMTOIR COMMERCIAL CECILE	544
CONDAO SEA P.T.	533
COSTCO KOREA LTD.	512
COSTCO PRESIDENT TAIWAN INC.	519
COSTCO WHOLESALE JAPAN LTD.	523
COVERING INDUSTRIAL CORP.	507
CROWN FRUITS ENTERPRISE Co.	491
D FRESH SDN BHD	539
D J EXPORTS PVT.LIMITED	524
DAE WANG G & T	529
DALIAN GRASSLAND IMP.	542
DALIAN YIDU GROUP Co., LTD	487
DAUM TRADING Co., LTD.	516
DAY SPRING Co. LTD	539
DAYKA OSAKA SEIKA COMPANY	543
DEL MONTE FRESH PRODUCE (KOREA) LTD.	486
DEMETER FRUIT KING HK LTD.	496
DING NONG ENTERPRISE Co.	545
DISFRUITS PACIFICT S.A.	543
DOLE KOREA LTD.	510
DOLE SHANGHAI FRUITS AND VEGET	519
DOR LUNG Co. LTD.	484
DOVEX FRUIT COMPANY	543
E. DURASAIMY & BROS	530
EASY FULL RESOURCES LTD.	495
EK CHAI DISTRIBUTION Co.LTD.	517
EURO ATLANTIC	545
EVENFRESH LTD.	544
EVERFRESH GROUP AB	544
EVERGALAN ENTERPRISE Co., LTD.	506
F.V.C. INTERNATIONAL LTD.	525
FARM GLORY Co., LTD.	540
FAST LINE TRADING	540
FIESTA FRUIT INC.	542
FRESH JOY Co. LTD.	522
FRESH PACIFIC	543
FRESH PACIFIC FRUIT & VEGETABLE	542
FRESH PARTNERS	542
FRESH PRODUCE LTD.	541
FRESH ZONE INC.	543
FRESHMART SINGAPORE PTE. LTD.	531
FRUIT BANK Co., LTD.	544
FRUIT Co LTD.	544
FRUIT WELL TRADING Co., LTD.	510
FRUITECH Co., LTD.	501
FRUITS ZONE	544

## FAR EAST IMPORTERS

COMPANY NAME	PAGE
FRUTERIA, INC.	489
FUH UEI TRADING Co.LTD.	539
FUJI CORPORATION, TSJIKI	535
FULLBLOOM INT'L LIMITED	486
FUNASHO SHOUJI Co., LTD.	544
GERTRAN MARKETING	541
GIANG HA Co., LTD.	543
GLITTER GEM ENTERPRISE Co., LTD.	527
GLOBAL FRUIT Co. LTDA.	541
GLOBAL FRUIT MARKETING INC.	543
GLOBAL FRUITS PTE. LTD.	532
GLOBAL TRADING Co.,LTD	488
GLOBEWIDE TRADING	529
GLOBUS TRADING	544
GO CHIU CONTAINER TRANSP.LTD.	545
GOLDBOY DEVELOPMENT LTD.	535
GOLDEN ALPHA CORPORATION	540
GOLDEN WHEEL INTERNATIOANAL Co., LTD.	509
GOLDSPAN LTD.	509
GOOD VIEW FRUITS	545
GUANGZHOU SANYU TRADE	540
GUANZHOU CITY AOBEN TRADING Co.	493
H & T Co., LTD.	542
HARVEST AGRICULTURE CORP.	524
HARVEST FAIR HOLDINGS LTD.	539
HELLMANN PERISHABLE LOGISTICS	542
HING LEE & Co.	540
HMC GROUP MARKETING	544
HOI SANG LOONG FAT KEE	541
HONG KONG KUEN FUNG Co.LTD.	539
HORIZON INTERNATIONAL	525
HUITONG ECONOMIC TRADE	485
HUPCO PTE. LTD.	542
IFC TRADING COMPANY	540
IG INTERNATIONAL	504
IMPORT.EXPORT.HERMANOS GAGO	545
INABATA & Co. LTD.	545
INDOMARCO PISMATAMA	539
IPM NISHIMOTO Co., LTD.	511
ISSARA IMPORT & EXPORT.Co.LTE.	543
ISSHA IMPORT SDN BHD	534
ISSUE FRUIT TRADING Co. LTD.	540
J & D INTERNATIONAL Co.LTD.	541
JANE BROS ENTERPRISE Co., LTD.	496
JAPAN AGRIPROMOTES INC.	544
JAPAN FRAISE Co., LTD.	542
JAPAN PRODUCE	545

**FAR EAST IMPORTERS**

COMPANY NAME	PAGE
JAU NEG AGRICULTURAL MARONE	544
JIH HAO TRADING CO., LTD.	529
JINWON TRADING CO., LTD.	502
JOYFUL FAIRY FRUITS LTD.	517
JUMBO FRESH FRUITS INC.	525
KHAISEN TRAD G SD	543
KHAISHEN TRADING SDN BHD	514
KIM ENTERPRISES LTD.	544
KINGDOM GREEN	545
KINGO FRUITS CO., LTD.	483
KINGO KOREA CO., LTD.	526
KINGSWAY COMPANY	541
KINKI TSUSHO CO. LTD.	543
KINSWAY	542
KLASS FRUIT L.L.C.	543
KNC FRESH FRUITS INC.	517
KOAY SWEE AIKCHOP	545
KOBE YOKO LTD.	518
KOGEN TRADING	543
KOREA MARKETING CO., LTD.	515
KPC INC.	492
KWEK SUM CHUAN F.	543
KYC FRESH FRUITS LTD.	544
LA FRUITION CO., LTDA.	533
LEE FOODS DISTRIBUTION LTD.	542
LEE MAN TRADING COMPANY	499
LEE S MARKETING INC.	540
LEE TAK COMPANY	531
LONG OASIS LIMITED	489
LOTTE TRADING CO. LTD.	539
LS NETWORKS CORPORATION LTD.	500
LST FRESH FRUIT SDN BHD	542
M.V.M. SHOJI CO. LTD.	544
MACK MULTIPLE	545
MARU MARCO ENTERPRISE CO.	532
MAX FOOD PRODUCTS INT. CO.	543
MEGA FRUIT ENTERPRISES	542
MEKAN INTERNATIONAL, INC.	494
MG MARKETING LTD.	497
MINAMI KYUSHU SHIZAI Co.LTD.	543
MINKO TRADING CO., LTD	541
MITSUBISHI CORPORATION	488
MONCO MARKETING Y DEVELOPMENT	541
NAM CHAN Co.LTD.	539
NATIONAL AGRICULTURAL COOPERATIVA	537
NAVATAN WORLD FRUIT Co.LTD.	543
NEWCORE Co., LTD.	536

**FAR EAST IMPORTERS**

COMPANY NAME	PAGE
NGK TRADING CO.	502
NIHON RYUTSU SANGYO Co., LTD.	544
NIPPI TRADING Co., LTD.	544
NISSHO Co.LTD.	542
NKG TRADING	543
NOBLE FREIGHT INT L	503
NORTHRIDGE INTERNATIONAL SDN.	545
NPK FRUITS	543
OCEAN PACIFIC MARKET	543
ONETRADE	503
ORIENT COMMERCIAL	541
ORIENT FOREMOST Co., LTD.	544
ORION PACIFIC TRADERS	542
P & C TRADING COMPANY	498
P. MASTER INTERNATIONAL TRADING LTD.	540
PACIFIC & Co. LTD.	523
PACIFIC ORGANIC PRODUCE	544
PACIFIC RIM INTERNATIONAL BROKERAGE INC.	494
PACIFIC TRADING Co. LTD.	538
PACIFIC WAVE ENTERPRISES	540
PARAMOUNT EXPORT	539
PARK IN SHOP	527
PERNIAGAN SENG SDN BHD	542
PHOBUS PRODUCE SALES	540
POMINA ENTERPRISE Co., LTD.	485
PORNVECHAI LTD.	544
PORNVICHAI LTD. PT.	542
PRESICARE CORPORATION	542
PRIME ORCHARDS LIMITED	497
PRIMEX INTERNATIONAL TRADING	544
PRIZAKO AGENCY SDN.	514
PROGRESSIVE ENTERPRISES LIMITED	528
PT CARREFOUR INDONESIA	542
PT INDOFRESH INDONESIA	530
PT JAKA MARINTAMA	539
PT LARIS MANIS UTAMA	541
PT MAJU ABADI ASRI	543
PT MULTI PERDANA	543
PT MUSTIKA JAYA SAMPURNA	543
PT SUMBER PANGAN UTAMA	544
PT. MULTI GRAHA PERDANA	540
PT.MULIA RAYA AGRIJAYA	538
PYH PERNG TRADING Co., LTD.	507
REGAL FARM Co.	520
REKAN TRADING Co., LTD.	515
RELIANCE COMERCIAL ENT. (HK)	512
RIC INTERNATIONAL CORP.	545

## FAR EAST IMPORTERS

COMPANY NAME	PAGE
RICH GOING INT'L. CORP.	541
ROC INTERNATIONAL LLC	535
ROYAL COMPANY LTDA.	544
ROYAL ISLAND Co., LTD.	493
S.A. INTERNATIONAL INC.	539
SAFCO OF AMERICA LLC.	543
SAMJOO MARKETING	518
SCH GROUP OF COMPANY	543
SCIE CENTRALE FRUITS ET LEGUME	543
NPK FRUITS	543
SFV TRADING SDN	544
SHANGHAI GREAT HARVEST INT. CO. LTD.	519
SHANGHAI NEW LONG MARCH INT'L TRADE CO.	490
SHENZHEN HARVEST TIME IMP. AND EXP.	521
SHENZHEN XING LONG DA IMPORT	491
SHENZHEN YUANXING FRUIT Co., LTD	544
SHINE FOOD CORPORATION	539
SHINKA KOBE SEIKA	545
SHINSEGAE FOOD Co.	508
SHINTOA CORPORATION	540
SHUNFENG	544
SHUNG FENG TRADING	543
SIAM MARKO PUBLIC Co., LTD.	543
SILVER CHIAN TRADING	504
SIM SUM MARKETING	544
SIN LEE RESOURCES SDN BHD	540
SINGAPORE FRUITS IMP. EXPORT	541
SMILE CORPORATION	542
SOJITZ FOODS CORPORATION	537
SOOIL COMMERCE & TRANSPORT, INC.	505
SOUTH PACIFIC OCEAN TRADING	544
SOYUS	544
SUN EIGHT TRADING Co.	544
SUN YUAN HARN FRESH PRODUCTS	543
SUNBREEZE TRADING	543
SUNHARVEST LIMITED	492
SUPER QUICK FRESH FRUIT Co.LTD	544
SURI AGRO FRESH PVT.LTDA.	537
SYARIKAT SOON HUAT RADING	542
T P LIGHTING LTD.	541
TAE BONG INT'L Co., LTD	531
TAKA TRADING Co.	543
TEN INTERNATIONAL, INC.	501
TEN LEE KING	541
TESCO THAILAND	534
THE FRESH CONNECTION	539
THONGCHAI INTERNATIONAL	542

## FAR EAST IMPORTERS

COMPANY NAME	PAGE
TO ORDER	483
TOCONTAP HANOI	543
TOKYO SEIKA TRADING	543
TOP FRUIT ENTERPRISE Co. LTD.	527
TRADELINKS INTERNATIONAL	542
TRIEX TRADING Co., LTD.	544
TRIPLE A FRUIT LTD.	543
TUNG FENG FARMING Co., LTD.	543
TUNG SHING FRESH FRUIT Co., LTD.	515
TURNERS & GROWERS INTERNATIONAL	526
UBM CORPORATION	539
UMINA BROTHERS, INC.	536
UNIFIED FOODS	513
UNIFRUTTI INDIA PVT LTD.	495
UNIGREEN FRUITS Co.	533
UNION Co., LTD.	499
UNITED FRUIT LTD.	528
UNITED MERCHANT CORP.	543
UNITED PRODUCE COMPANY LTS	532
UNIVERSAL FIDELITY LTD.	541
VACHAMON FOOD LIMITED	542
VANGUARD MARKETING SERVICES LLC	484
VERISOURCE INTERNATIONAL LLC	526
VERTUMNUS Hk. Co., LTD.	541
VERY FRESH, INC.	543
WALKER GROW-RITE INT'L Co., LTD.	521
WAL-MART STORES, INC.	544
WALTER GROW	544
WANG FAT HONG	540
WATARI Co., LTD.	541
WELLCOME Co.LTD.	512
WELLKING TRADING LTD.	487
WEST COAST CITRUS	543
WHOLE GREEN TRADING Co., LTD.	513
WIDSON SOUND TRADING Co., LTD.	538
WIN RINCH TRANSPORTATION LTD.	541
WING CHEONG LAAN	540
WING FUNG KOK LAAN	500
WING HONG WOO Co.	542
WING KEE GUANGZHOU	543
WING KEE PRODUCE LTDA.	540
WING MAU TRADING Co., LTD.	498
WON JUN PRODUCE	516
WOO LEE FRUIT & VEGETABLES Co. LTD.	490
WORLD FRUITS Co., LTD.	524
YIANNIS INTERNATIONAL CORPORATION	540
YIH GUO INDUSTRIES Co. LTD.	542





INDEX OF ADVERTISERS

YEARBOOK CHILE 2009

EXPORDATA



Expordata

THE OFFICIAL FIGURES

## INDEX OF ADVERTISERS

### 241 - 412

#### ACONEX

##### EXPORTADORA ACONCAGUA LTDA.

ENRIQUE FOSTER NORTE N°60

LAS CONDES, SANTIAGO  
CHILE

Web: [www.aconex.cl](http://www.aconex.cl)

e-mail: [aconex@aconex.cl](mailto:aconex@aconex.cl)

PHONE: +56 (2) 941 3300-941 3319

FAX: +56 (2) 232 1170-233 1295



### 312 - 313

#### AGRICOLA GLORIA DEU S.R.L.

VIA DEI FABBRI 36, 51010

UZZANO (PT)

ITALY

Web: [www.agricolagloria.com](http://www.agricolagloria.com)

e-mail: [info@agricolagloria.com](mailto:info@agricolagloria.com)

PHONE: +39 (0572) 444800

FAX: +39 (0572) 444848



### 314

#### ALFRED PRICE

##### ALFRED PRICE & SONS LTD.

PENRHYN ROAD, KNOWSLEY BUSINESS PARK

KNOWSLEY, MERSEYSIDE. L34 9HY

UNITED KINGDOM

Web: [www.alfredprice.co.uk](http://www.alfredprice.co.uk)

e-mail: [aprice@alfredprice.co.uk](mailto:aprice@alfredprice.co.uk)

PHONE: +44 (151) 549 2233

FAX: +44 (151) 549 2244



### 241

#### ARAYA & CÍA.

CRUZ DEL SUR 133, OF. 902

SANTIAGO

CHILE

Web: [www.araya.cl](http://www.araya.cl)

e-mail: [matias@araya.cl](mailto:matias@araya.cl)

PHONE: +56 (2) 2082993

FAX: +56 (2) 2089802



### 8 - 416

#### ASOEXPORT

##### ASOCIACIÓN DE EXPORTADORES DE CHILE

CRUZ DEL SUR 133 - PISO 2

LAS CONDES, SANTIAGO

CHILE

Web: [www.asoex.org](http://www.asoex.org)

e-mail: [asoex@asoex.cl](mailto:asoex@asoex.cl)

PHONE: +56 (2) 472 4700

FAX: +56 (2) 206 4163



### 14

#### ÁTACAMA

##### FRUTÍCOLA Y EXPORTADORA ÁTACAMA LTDA.

AV. LAS CONDES 11380. PISO 10 OF. 102

VITACURA. SANTIAGO

CHILE

Web: [www.atacamagrapes.cl](http://www.atacamagrapes.cl)

e-mail: [atc@atacamagrapes.cl](mailto:atc@atacamagrapes.cl)

PHONE: +56 (2) 5800900

FAX: +56 (2) 5800901



### 1

#### BEVA FRUITS

354, RUE DE LA TOUR,

94576 RUNGIS CEDEX

FRANCE

Web: [www.bevafruits.com](http://www.bevafruits.com)

e-mail: [info@bevafruits.com](mailto:info@bevafruits.com)

PHONE: +33 (1) 41 80 08 08

FAX: +33 (1) 41 80 08 09



### 239 - 566

#### C & D

##### C & D INTERNATIONAL S.A.

VITACURA 2771 OFICINA 1201

LAS CONDES, SANTIAGO

CHILE

web: [www.cyd-internacional.cl](http://www.cyd-internacional.cl)

e-mail: [cydinternacional@cyd-internacional.cl](mailto:cydinternacional@cyd-internacional.cl)

PHONE: +56 (2) 236 5060

FAX: +56 (2) 236 5059



### 3

#### CHIMOLSA

##### CHILENA DE MOLDEADOS S.A.

José Luis Coe 01162

PUENTE ALTO

CHILE

web: [www.chimolsa.cl](http://www.chimolsa.cl)

e-mail: [chimolsa@chimolsa.cl](mailto:chimolsa@chimolsa.cl)

PHONE: +56 (2) 3600401

FAX: +56 (2) 8503110



### 547

#### DALIAN YIDU

ROOM 1201 A, GOLD NAME TOWER NO.68

RENMIN ROAD ZHONGSHAN DISTRICT DALIAN

CHINA 116001

Web: [www.yidu.com.cn](http://www.yidu.com.cn)

e-mail: [info@yidu.com.cn](mailto:info@yidu.com.cn)

PHONE: +86 (411) 87595788-87595753

FAX: +86 (411) 87595757





**239 - 309 - 412 - 548 - 566**

**DECOFRUT S.A.**

NAPOLEÓN 3037, 6TH FLOOR  
LAS CONDES, SANTIAGO  
CHILE  
Web: [www.fruitonline.com](http://www.fruitonline.com)  
e-mail: [decofrut@fruitionline.com](mailto:decofrut@fruitionline.com)  
PHONE: +56 (2) 658 7474  
FAX: +56 (2) 233 3866



**Inside Front Cover**

**FISHER CAPESPAN**

6700 COTE DE LIESSE SUITE 301  
ST. LAURENT, QUEBEC, H4T 2B5  
CANADA  
Web: [www.fishercapespan.com](http://www.fishercapespan.com)  
e-mail: [pmarier@fishercapespan.com](mailto:pmarier@fishercapespan.com)  
PHONE: +1 (514) 7399181  
FAX: +1 (514) 7373676



**413**

**FRUITNET.COM**

**MARKET INTELLIGENCE LTD.**

1 NINE ELMS LANE  
LONDON SW8 5NQ  
UNITED KINGDOM  
Web: [www.fruitnet.com](http://www.fruitnet.com)  
e-mail: [subscriptions@fruitnet.com](mailto:subscriptions@fruitnet.com)  
PHONE: + 44 (20) 75013700  
FAX: + 44 (20) 74986472



**6 - 7**

**GF GROUP S.P.A.**

REGIONE CIME DI LECA, 30  
17031 ALBENGA (SV)  
ITALY  
e-mail: [gf@gfgroup.it](mailto:gf@gfgroup.it)  
PHONE: +39 (0182) 560400  
FAX: +39 (0182) 589019



**314**

**H & H**

**HARS & HAGEBAUER B.V.**

BREDEWEG 20.  
2742KZ WADDINXVEEN  
THE NETHERLANDS  
Web: [www.harshagebauer.nl](http://www.harshagebauer.nl)  
e-mail: [daaf@harshagebauer.nl](mailto:daaf@harshagebauer.nl)  
PHONE: +31 (180) 454000  
FAX: +31 (180) 454001



**4**

**ENVASES IMPRESOS**

CAMINO ALTO JAHUEL 0360  
BUIN  
CHILE  
Web: [www.envases.cmpc.cl](http://www.envases.cmpc.cl)  
e-mail: [contacto@envases.cmpc.cl](mailto:contacto@envases.cmpc.cl)  
PHONE: +56 (42) 471 1300  
FAX: +56 (41) 471 1304



**310**

**FRESH PRODUCE JOURNAL**

UNITED KINGDOM  
Web: [www.freshinfo.com/directory](http://www.freshinfo.com/directory)  
e-mail: [lucy@fpj.co.uk](mailto:lucy@fpj.co.uk)  
PHONE: + 44 (0) 2075010308  
FAX: + 44 (0) 2077208451



**240**

**GESEX S.A.**

**GESTIÓN DE EXPORTACIONES FRUTÍCOLA S.A.**

PANAMERICANA SUR 5018 KM 38  
LINDEROS, BUIN  
CHILE  
Web: [www.gesex.cl](http://www.gesex.cl)  
e-mail: [gesexsa@gesex.cl](mailto:gesexsa@gesex.cl)  
PHONE: +56 (2) 3557360  
FAX: +56 (2) 3557360



**244**

**GLOBAL PACIFIC PRODUCE INC.**

12211  
S. EASTERN  
AVE. #140  
HENDERSON,  
USA  
Web: [www.globalpacificproduce.com](http://www.globalpacificproduce.com)  
PHONE: + 1 (702) 8988051  
FAX: + 1 (702) 8989384



**414**

**IMPORFENIX LTDA**

**IMPORTACIONES Y EXPORTACIONES FENIX LTDA**

CARRERA 37. N° 15 - 124, ACOPI YUMBO  
CALI - VALLE,  
COLOMBIA  
web: [www.imporfenix.com](http://www.imporfenix.com)  
email: [gerencia@imporfenix.com](mailto:gerencia@imporfenix.com)  
PHONE: + 57 (2) 4184010  
MOVIL: +57 (310) 4284573  
FAX: + 57 (2) 520 0090



## INDEX OF ADVERTISERS

### 239

#### INVERSIONES P&C LTDA.

SOLEDAD 172, DEPTO. 115, ED. PUERTA  
DEL SOL, SAN ANTONIO  
CHILE  
PHONE: +56 (7) 7084835 - (9)6436206  
e-mail: kphilippi@terra.cl - ekatherine.philippi@gmail.com



### 414

#### JEICY FRUIT LTDA. IMPORTACIONES Y EXPORTACIONES FENIX LTDA

CARRERA 37. Nº 15 - 124, ACOPI YUMBO  
CALI - VALLE.  
COLOMBIA  
web: www.imporfenix.com  
email: informacion@imporfenix.com  
PHONE: + 57 (2) 4184010- 6900169  
MOVIL: +57 (310) 4284573  
FAX: + 57 (2) 520 0090



### 2

#### MOHAMMED A. SHARBATLY CO. LTD

P.O. BOX 4150, JEDDAH 21491  
SAUDI ARABIA  
Web: www.sharbatlyfruit.com  
e-mail: jeddah@sharbatlyfruit.com  
PHONE: +966 (2) 6790000  
FAX: +966 (2) 6782200



### 240

#### QCS

#### QUALITY CONTROL SERVICES

e-mail: jfs.qcs@123.cl - qcs@vtr.net  
PHONE: +56 (72) 757901 - (9) 141 8597



### 744

#### SAN JORGE PACKAGING

AV. EINSTEIN 923, RECOLETA  
SANTIAGO, CHILE  
Web: www.sanjorgepackaging.cl  
PHONE: + 56 (2) 5961000  
FAX: + 56 (2) 5961010

san jorge::packaging

### 314

#### JACQUES MAYOL S.A.

QUAI DES USINES, 112-154  
C.E. BAT. ANNEXE BUREAU 111, 112 BTE 23  
1000 BRUXELLES  
BELGIUM  
e-mail: jacques.mayol@telenet.be  
PHONE: +32 (2) 7850295  
FAX: +32 (2) 7850292



### 12 - Back Cover

#### LCL

ISIDORA GOYENCHEA 3.600, PISO 7,  
OFICINA 801, LAS CONDES, SANTIAGO  
CHILE  
Web: www.lcllog.com  
e-mail: cs.log@lcllog.com  
PHONE: + 56 (2) 756 4400  
FAX: + 56 (2) 246 5010



### 5

#### PRODUCE NEWS

BAY HALL, WILLOW LANE, BIRKBY  
HUDDERSFIELD, HD1 5EN, ENGLAND  
UNITED KINGDOM  
Web: www.produce-news-online.net  
e-mail: produce-news@planet-group.co.uk  
PHONE: +44 (0)1484 321 000  
FAX: +44 (0)1484 304 275

PRODUCE  
NEWS

### Inside Back Cover

#### RUCARAY

#### EXPORTADORA Y SERVICIOS RUCARAY S.A

PEDRO DE VALDIVIA 0193 12TH FLOOR  
PROVIDENCIA, SANTIAGO  
CHILE  
Web: www.rucaray.cl  
e-mail: exportadora@rucaray.cl  
PHONE: +56 (2) 873 02 00  
FAX: +56 (2) 232 2583



### 242

#### SIMFRUIT

CRUZ DEL SUR 133, PISO 7,  
LAS CONDES SANTIAGO, CHILE  
Web: www.simfruit.cl  
e-mail: info@simfruit.cl  
PHONE: +56 (2) 2336375- 4724783



**411**

**SPECIAL FRUIT NV**

WENENSTRAAT 6 (C9)  
B-2321 MEER  
BELGIUM  
Web: [www.specialfruit.be](http://www.specialfruit.be)  
e-mail: [info@specialfruit.be](mailto:info@specialfruit.be)  
PHONE: +32 (3) 315 0773  
FAX: +32 (3) 315 0843



**240**

**TERRAFRUT, EXPORTADORA**

PARCELA 5 LOTE 1 - SECTOR VATICANO  
REQUINOA, CHILE  
Web: [www.terrafrut.cl](http://www.terrafrut.cl)  
e-mail: [alp.terrafrut@123.cl](mailto:alp.terrafrut@123.cl)  
PHONE: +56 (72) 584 665  
FAX: +56 (72) 687 158



**309**

**THE OPPENHEIMER GROUP**

AV. PRESIDENTE KENNEDY 5757 OF 601  
LAS CONDES, SANTIAGO  
CHILE  
Web: [www.opyproduce.com](http://www.opyproduce.com)  
e-mail: [alega@opy.com](mailto:alega@opy.com)  
PHONE: +56 (2) 4308500  
FAX: +56 (2) 9510401



**482**

**VANGUARD INTERNATIONAL INC**

22605 SE 56TH STREET, SUITE 200  
ISSAQUAH, WA 98029 - 5289  
U.S.A.  
e-mail: [sales@VanguardTeam.com](mailto:sales@VanguardTeam.com)  
PHONE: +1 (425) 557 8250  
FAX: +1 (425) 557 8260  
CHILE PHONE: +56 (2) 207 7085



**564-565**

**WENCO S.A.**

AV. AMERICO VESPUCIO NORTE 1125.  
HUECHURABA, SANTIAGO  
CHILE  
Web: [www.wenco.cl](http://www.wenco.cl)  
e-mail: [plasticos@wenco.cl](mailto:plasticos@wenco.cl)  
PHONE: + 56 (2) 620 8500  
FAX: + 56 (2) 740 0707



## INDEX OF ADVERTISERS

*31 years*

GROWING QUALITY PRODUCE



Getting the right **QUALITY** on each arrival...  
at Rucaray we call it **SERVICE LEVEL.**





BRINGS PEACE OF MIND

10 years

# Soluciones logísticas a su medida



Isidora Goyenechea 3600 piso 7, Las Condes, Santiago, Chile.

Teléfono: (56-2) 756 4400, Fax (56-2) 246 5010 / E-mail: [cs.cl@lcllog.com](mailto:cs.cl@lcllog.com) / [www.lcllog.com](http://www.lcllog.com)